

A Training-Free Guess What Vision Language Model from Snippets to Open-Vocabulary Object Detection

Guiying Zhu^{*1,2}, Bowen Yang^{*2}, Yin Zhuang^{*1,2}, Tong Zhang^{†3}, Guanqun Wang²,
Zhihao Che¹, He Chen^{1,2}, Lianlin Li^{†3}

¹ Aerospace and Informatics Domain, Beijing Institute of Technology, Zhuhai, China

² National Key Laboratory of Science and Technology on Space-Born Intelligent Information Processing,
School of Information & Electronics, Beijing Institute of Technology, Beijing, China

³ School of Electronic, Peking University, Beijing, China

{guiying-z, bowen-y, yzhuang}@bit.edu.cn, {tungz, lianlin.li}@pku.edu.cn

Abstract

Open-Vocabulary Object Detection (OVOD) aims to develop the capability to detect anything. Although myriads of large-scale pre-training efforts have built versatile foundation models that exhibit impressive zero-shot capabilities to facilitate OVOD, the necessity of creating a universal understanding for any object cognition according to already pretrained foundation models is usually overlooked. Therefore, in this paper, a training-free Guess What Vision Language Model, called GW-VLM, is proposed to form a universal understanding paradigm based on our carefully designed Multi-Scale Visual Language Searching (MS-VLS) coupled with Contextual Concept Prompt (CCP) for OVOD. This approach can engage a pre-trained Vision Language Model (VLM) and a Large Language Model (LLM) in the game of “guess what”. Wherein, MS-VLS leverages multi-scale visual-language soft-alignment for VLM to generate snippets from the results of class-agnostic object detection, while CCP can form the concept of flow referring to MS-VLS and then make LLM understand snippets for OVOD. Finally, the extensive experiments are carried out on natural and remote sensing datasets, including COCO val, Pascal VOC, DIOR, and NWPU-10, and the results indicate that our proposed GW-VLM can achieve superior OVOD performance compared to the-state-of-the-art methods without any training step.

1. Introduction

Recently, Open-Vocabulary Object Detection (OVOD) has become a new challenge in computer vision field. It is dif-

ferent from traditional object detection methods [44, 45, 49, 63] that detect objects according to pre-defined closed-set categories, thus aiming to develop the capability to detect anything in various scenarios. Currently, many efforts have been made to improve the generalization ability of object detection, making it more suitable for real-world applications. For example, GLIP [28] proves that an object-level, language-aware, and rich visual semantic representation is very important for OVOD. Subsequently, they construct massive image-text data for GLIP pre-training, and then OVOD can be achieved by reformulating object detection as phrase grounding and scaling up visual concepts based on region-text alignment. In view of this, DetCLIPv2 [56], YOLO-World [7], and Grounding DINO [32] all focus on introducing diverse datasets for pre-training, including detection, grounding, image-text pairing, and captioning, to establish a better visual semantic representation for OVOD based on their specific region-text alignment. Besides, DetCLIPv3 [57], LLMdet [15], and Rex-Omni [21] develop the high information density and large-scale datasets (i.e., 50, 1, and 22 million) for large-scale pre-training or design specific pre-training tasks to further facilitate the improvement of OVOD ability. Although the aforementioned studies can yield improvements in OVOD performance, expensive training resources and labor-intensive efforts for training data preparation and verification are required, which pose burdens for most researchers.

Significantly, during the era of large-scale pre-training, it is essential to set up numerous versatile foundation models and effectively utilize their impressive zero-shot capability to facilitate OVOD. However, at present, a large number of versatile foundation models (e.g., SAM [24], CLIP [43], DINO [3], Llama [10], Qwen [1], and so on) have been constructed. However, failing to deliberate on the post-pre-

^{*} Equal Contribution. [†] Corresponding Author.



Figure 1. The pipeline of our ‘Guess What’ game: To understand class-agnostic object based on snippets for OVOD.

training trajectory and neglecting the underlying capabilities already inherent in foundation models will not only squander substantial computational and human resources but also risk precipitating a protracted stagnation in technological advancement. Therefore, a systematic and in-depth exploration of the capabilities embedded in large-scale pre-trained foundation models is essential for the emergence of advanced intelligence in OVOD. Then, inspired by the studies of InstructSAM [66] and the training-free instance segmentation model [12], this paper proposes a training-free **Guess What Vision Language Model** called GW-VLM to achieve OVOD by establishing a universal understanding paradigm based on already pretrained foundation models. Regarding the formation of a universal understanding paradigm for object cognition, relying solely on isolated region proposals and their individual region–text alignments for OVOD disregards the global spatial dependencies in region proposals. This would severely impair holistic object understanding. Thus, DetCLIPv3 and LLMDet consider hierarchical object labels and global detailed captioning during the pre-training step to introduce comprehensive object-level and image-level information for object cognition in OVOD. Although it can indeed provide human like object understanding information (i.e., object attributions, multi-object relations, and combined meanings of descriptions) to set up semantic concepts assisting in region-text alignment. However, (i) since the **linguistic descriptive logic exhibits remarkable flexibility** across semantic granularity, relational structure, and frames of reference, it enables dynamic abstraction and uncertainty-aware reasoning while concurrently introducing non-negligible ambiguities that **necessitate explicit uncertainty modeling or visual feedback for reliable spatial interpretation**. Moreover, (ii) the **massive detailed description data** involved in captioning, grounding, or multi-label prediction for pre-training **poses a significant risk of label information leakage**. Inevitably, these

two aspects will seriously constrain the ability to understand spatial objects that can truly be oriented towards open vocabulary scenarios.

Accordingly, we consider designing Multi-Scale Visual Language Searching (MS-VLS) for GW-VLM to project visual searching information into entangled snippets based on a pre-trained Vision Language Model (VLM) using a soft-alignment technique. Notably, visual searching information is anchored in the results of class-agnostic object detection, which can be seen as visual feedback that assists in understanding class-agnostic objects during the inference phase. Next, a pre-trained Large Language Model (LLM) is considered as a natural open vocabulary library; thus, a Contextual Concept Prompt (CCP) is designed in the proposed GW-VLM to establish the concept of flow for enabling LLM to understand the projected snippets in various open vocabulary scenarios. This can be seen as an interface protocol between the designed MS-VLS and LLM to make the already pre-trained VLM and LLM play the game of “guess what” as shown in Figure 1 to achieve OVOD without any training step. Finally, extensive experiments are carried out on two different OVOD scenarios (i.e., natural and remote sensing scenes) involving four benchmarks (e.g., COCO val, Pascal VOC, DIOR, and NWPU-10), and the results indicate that our proposed GW-VLM can achieve superior OVOD performance compared to the-State-Of-The-Art (SOTA) methods. In general, the contributions of our study can be summarized as follows:

- A novel OVOD framework called a training-free GW-VLM is proposed for class-agnostic object understanding, which integrates the already pretrained VLM and LLM at the inference phase to produce visual feedback and form the concept of flow for class-agnostic object cognition in various open vocabulary scenarios.
- A visual-language searching approach, termed MS-VLS, is proposed to generate visual feedback for class-agnostic

objects by leveraging a soft-alignment technique in a pre-trained VLM. This can make the VLM project multi-scale views of class-agnostic objects into entangled snippets, including text, attribution, context, and function phrases, preparing to play a game of “guess what” with LLM.

- A concept of flow determined by the CCP is designed to assist LLMs in understanding entangled snippets of class-agnostic objects corresponding to the procedure of MS-VLS, which can enable LLMs to immerse themselves in a fun game of “guess what” and achieve a more reliable comprehension of OVOD.

2. Related Works

Open Vocabulary Object Detection aims to establish the ability to detect anything. Consequently, it can be seen as a next generation object detection method that transcends traditional closed-set detectors in the field of computer vision. Hence, many efforts have been made towards OVOD, which can be roughly divided into three types: pre-training, pseudo-labeling, and prompt based methods. For examples, OVR-CNN [59], GLIP [28], OWL-ViT[37], RO-ViT [23], DetCLIPv2 [56], YOLO-World [7], Grounding DINO [32], RTGen [5], DetCLIPv3 [57], LLMDet [15], Rex-Omni [21], LLaMA-Unidetector [53], and LAE [41] are pre-training-based methods that primarily focus on developing various large-scale multi-modal datasets with specific pre-training strategies to build OVOD ability in downstream tasks. At the same time, pseudo-labeling-based methods, such as OmDet-Turbo [65], OWL-ST [38], OW-OVD [52], Object-Centric OVD [2], ViLD [17], Dynamic-DINO [33], LP-OVOD [42], and CastDet [30], are employed to leverage the zero-shot ability of pretrained foundation models for OVOD. Finally, the prompt based methods, including DVDet [22], DetPro [9], PromptDet [13], LBP [26], DINO-X [47], OpenRSD [19], and LAOD [39], provide innovative training or tuning ways by referencing natural language processing (NLP) techniques, which can evidently assist the model in setting up visual concepts for OVOD. Recently, to further reduce computational costs and establish the capabilities of OVOD in the era of large-scale pre-training, InstructSAM [66] and the training-free instance segmentation model [12] have begun exploring a training-free OVOD framework based on versatile foundation models.

The Vision Language Model is very critical for OVOD to achieve visual region and text phrase alignment. Thereby, the milestone studies, e.g., CLIP [43], ALIGN [20], BLIP [25], and LiT [60], are widely utilized in the OVOD framework. Nevertheless, the milestone studies can only provide image-text alignment capabilities, which exhibit biases concerning the object-level region-text alignment requirements, thus constraining further performance improvements. Then, LaMI-DERT [8] designs language model instructions to set up inter-category relations for refining concept representa-

tion of isolated category names in the text space of CLIP. OvarNet [6] introduces the attribute classification for CLIP, termed CLIP-Attr, to align visual representations with attributes, thus assisting in object-level region-text alignment. CoDet [34] groups the object-level images that share a concept in their captions to align co-occurring objects with the shared concept. Next, BARON [51] aligns the embeddings of a bag of regions beyond individual regions to explore the compositional structure of semantic concepts. In summary, these studies of VLM in the OVOD task mainly focus on improving their object-level region-text alignment for understanding class-agnostic objects.

Prompt Engineering is a very important area of study in NLP for probing knowledge from large-scale pre-trained language models. Simultaneously, [11], [58], [48], and [50] indicate that it is crucial to understand and master the art of prompt engineering to fully harness the potential of LLM in accomplishing complex reasoning tasks. Similarly, several studies [67], [46], [4] focus on designing specific prompting ways to improve the performance of VLM. Recently, with the development of prompt engineering, context engineering [36], [62], [18], and [29] have been emerged, which is the delicate art and science of filling the context window with just the right information. Consequently, it can enable LLM to understand our situations and purposes in order to elicit expected solutions from LLM without the need for pre-training or fine-tuning additional parameters.

3. Methodology

Referring to the proposed GW-VLM, our main idea is inspired by System 1 and System 2, which have been outlined in [11]. Especially, System 1 typically requires quick, intuitive, or pattern recognition based answers; thus, in Figure 2 A. and B., there are Class-Agnostic Region Proposal Networks (CA-RPNs) and MS-VLS designed in the proposed GW-VLM to form an innovative pattern recognition method for OVOD, while generating snippets based on a pretrained VLM. System 2 requires the more deliberate, analytical, or complex issue-solving; as a result, in Figure 2 C. and D., a CCP is well designed in the proposed GW-VLM for LLM, which can synthesize the generated snippets from MS-VLS to set up a concept of flow that engages VLM and LLM in the game of “guess what”, to understand any class-agnostic object and achieve OVOD. Subsequently, the designed CA-RPNs, MS-VLS, and CCP in the proposed GW-VLM are elaborated as follows.

3.1. Class-Agnostic RPNs

As demonstrated by previous studies [68], [24], and [40], large-scale pre-training can endow an open-vocabulary ability for object-centric interpretation. Therefore, in our study, the large-scale pre-training of RPNs is necessary to achieve OVOD. Fortunately, at present, there are many RPNs that

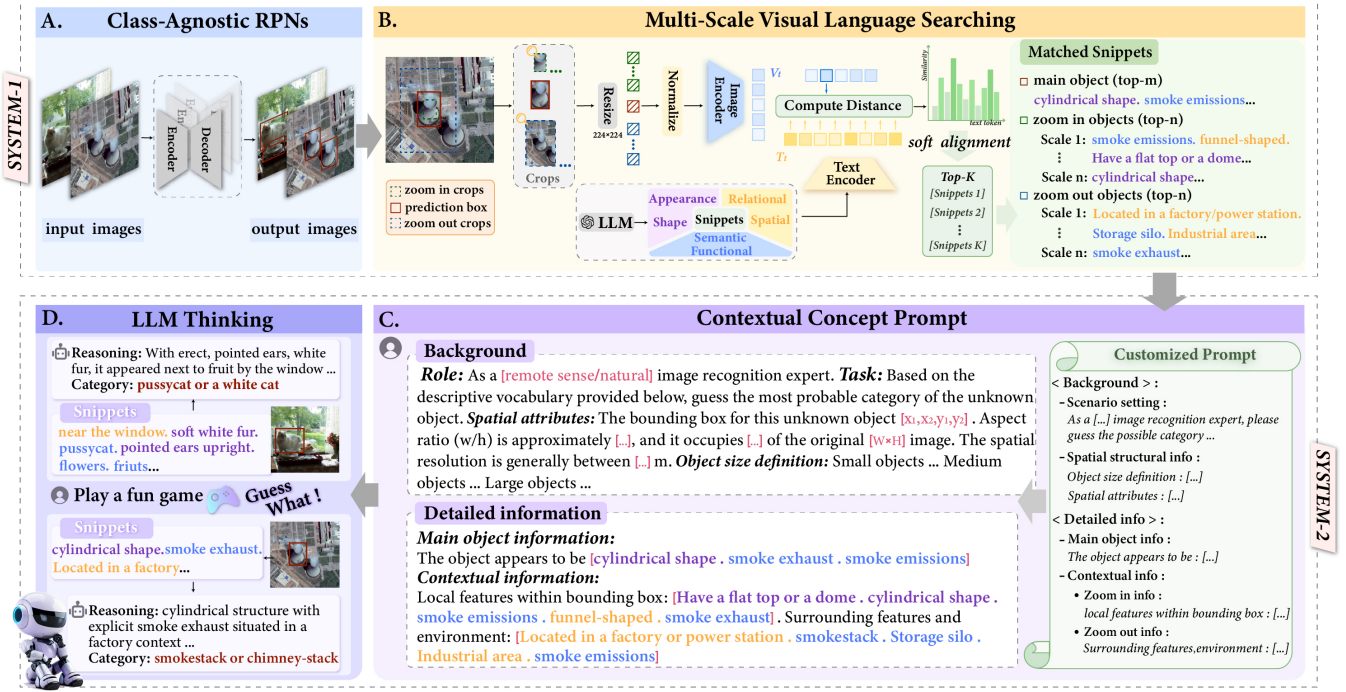


Figure 2. Overview of GW-VLM. (A) By merging Class-Agnostic RPNs, capturing class-agnostic objects from the input images. (B) Based on the Multi-Scale Visual Language Searching, the extracted crops are soft-aligned with the text tokens in VLM to generate snippets by selecting Top-K semantically matched phrases. (C) The Top-K matched snippets are subsequently embedded into the Contextual Concept Prompt (CCP), which incorporates background information and visual searching information. (D) LLM conducts semantic reasoning and prediction using the CCP.

have been pre-trained to detect anything, relying on class-agnostic foreground-background discrimination. As shown in Figure 2 A., a series of class-agnostic RPNs can be configured for the proposed GW-VLM to capture entire class-agnostic objects from images by merging their proposal results, which can be expressed as:

$$BBoxes = Merge \{ RPN_i(X) | i = 1, \dots, m \}. \quad (1)$$

In (1), $BBoxes = \{ bbox_{CA}^1, \dots, bbox_{CA}^n \}$ indicates all of detected class-agnostic objects from the input images X . Moreover, $Merge \{ \cdot \}$ indicates the fusion of class-agnostic detection results from $RPN_i(X)$ by using Non-Maximum Suppression (NMS). After that, the configurable RPNs propose sufficient class-agnostic objects preparing for OVOD.

3.2. Multi-Scale Visual Language Searching

Referring to these class-agnostic detection results $BBoxes$, establishing a universal understanding paradigm for class-agnostic object cognition becomes a very important issue for OVOD. Now, several studies have investigated object-level region-text alignment through VLMs to enable class-agnostic object understanding. Yet, empirical evidence indicates that the performance of this alignment deteriorates markedly as the open vocabulary codebook expands, even when the model is pre-trained or fine-tuned on extremely

large-scale multimodal datasets, due to biases, long-tail distributions, or unpredictable domain shifts. As a result, pursuing an accurate object-level region-text alignment under open-vocabulary scenarios seems impossible. At the same time, SmartCLIP [54] points out that the pretrained VLMs often struggle with potential information misalignment in many image-text datasets, while suffering from entangled representations and lacking attention to the expected visual main body.

However, we consider this misalignment caused by entangled representations to be a very clever phenomenon that perfectly matches the requirements of System 1 (i.e., quick, intuitive, or pattern recognition based answers). It can make already pre-trained VLMs unconcerned provide entangled snippets (e.g., phrases, texts, descriptions, and so on). Although there are errors or misalignments that occur in these straightforward snippets, In our opinion, once a sufficient number of fragmentary yet correct clues have been accumulated, they can provide reliable support for classification or decision-making. Accordingly, as shown in Figure 2 B., a novel MS-VLS is designed in the proposed GW-VLM to project visual searching information into entangled snippets as visual feedback, preparing for the decision-making of OVOD. First, according to $BBoxes$, multi-scale views are cropped based on each detected class-agnostic anchor,

which can be expressed as:

$$Crops = \begin{cases} BBoxes & \\ Scale_{zoom\ in}^i(BBoxes) & i = 1 \dots n \\ Scale_{zoom\ out}^j(BBoxes) & j = 1 \dots n \end{cases} \quad (2)$$

In (2), $BBoxes$ contain each main body of the prediction bbox, as shown in Figure 2 B., and it serves as a red anchor box for the designed MS-VLS. Subsequently, the entangled multi-scale visual crops $Scale_{zoom\ in}^i(BBoxes)$ and $Scale_{zoom\ out}^j(BBoxes)$ can be captured, as shown in the green and blue dashed anchors of Figure 2 B.. Next, all of the crops are resized into 224×224 and projected as visual tokens V_t by the visual encoder from the already pre-trained VLM, respectively. Meanwhile, referring to [16], we also randomly sample some appearance, shape, relational, spatial, and semantic functional phrases that are generated from the LLMs (i.e., Llama or Qwen) to enrich the snippets of codebook in the text encoder. Subsequently, all of the snippets in the cookbook are also projected as text tokens T_t by the text encoder from the already pre-trained VLM. Significantly, the already pre-trained VLM actually has the ability for visual-language alignment, which can be expressed as:

$$f_{VLM}(Crops, Snippets) = \frac{f_v(V_t)^T f_t(T_t)}{\|f_v(V_t)\| \cdot \|f_t(T_t)\|}. \quad (3)$$

In (3), $f_{VLM}(\cdot)$ indicates the pre-trained visual-language alignment models (e.g., CLIP, BLIP, ALIGN, LiT, and so on). Then, inspired by [55] and [35], we configure the alignment ability from one of these pre-training models to set up visual-language soft-alignment and then project each scale view of visual tokens $V_t^{i,j}$ into several entangled snippets of text tokens $T_t^{i,j}$. This approach can be formulated as:

$$f_{Sim}(V_t^{i,j}, T_t) = \frac{f_v(V_t^{i,j})^T f_t(T_t)}{\|f_v(V_t^{i,j})\| \cdot \|f_t(T_t)\|}. \quad (4)$$

$$Top - K^{max} \left(f_{Sim}(V_t^{i,j}, T_t) | f_{Sim}(BBoxes, T_t) \right). \quad (5)$$

In (4), $f_{Sim}(V_t^{i,j}, T_t)$ is used to compute distances by the cosine similarity between each scale visual token $V_t^{i,j}$ and all snippet tokens T_t . Then, following (5), $Top - K^{max}(\cdot)$ is a soft-alignment function that projects each scale of MS-VLS into top K similarity snippets conditioned on the main object projection. As shown in Figure 2 B., when followed by our designed MS-VLS, hierarchical visual searching information can be gracefully projected into several matched snippets, entangling the main object by zooming in and out on object scales, thus generating visual clues as visual feedback.

3.3. Contextual Concept Prompt

Although multimodal contrastive learning has demonstrated promising open vocabulary capabilities, its reliance on image-text alignment remains superficial and inefficient for understanding class-agnostic concepts in open vocabulary scenarios. Hence, substantial task-specific data and elaborate fine-tuning strategies are still indispensable for adapting these generic representations to different downstream tasks. This situation, much like the distinction between rote memorization and genuine comprehension in human cognition, resembles the intuitive recollection of a concept rather than true understanding. Nevertheless, regarding the OVOD task, it truly requires a model to possess an understanding capability in dealing with class-agnostic object cognition in various open vocabulary scenarios.

Accordingly, in our study, we consider that LLMs can serve as a natural open vocabulary library for OVOD, which can be utilized to understand class-agnostic objects from the visual feedback of snippets. Naturally, the core issue turns to endowing LLMs with class-agnostic comprehension capabilities for open vocabulary scenarios. Subsequently, referring to [27], the understanding process can be seen as two steps, including the generation of an internal reasoning trace $z_{1:M}$ and blurring out the expected answer ans . First, regarding each LLM π_θ given input $Top - K$ snippets for reasoning, which can be expressed as:

$$z_{1:M} = (z_1, \dots, z_M). \quad (6)$$

$$\begin{aligned} z_{1:M} &\sim \pi_\theta(\cdot | Top - K), \\ ans &\sim \pi_\theta(\cdot | Top - K, z_{1:M}). \end{aligned} \quad (7)$$

In (6), the internal reasoning trace $z_{1:M}$ can be decomposed into M steps or components that follow a specific logic for comprehension. Then, in (7), the expected open vocabulary answer can be acquired, conditioned on $Top - K$ snippets and a specific internal reasoning trace $z_{1:M}$. Thus, as shown in Figure 2 C., a CCP is designed in the proposed GW-VLM to be context engineering, which is developed from prompt engineering to formulate the internal reasoning trace $z_{1:M}$ then set up the communication between System 1 (i.e., CARPNs and MS-VLS) and System 2 (CCP and LLM). At the same time, the customized prompt is structured as scenario setting, spatial structural information, main object information, and contextual information for zooming in and out, because [48] indicates that the structure of a prompt, which incorporates conditional or branching logic, can facilitate a more reliable output from LLMs, even comparable with fine-tuning based methods [64] and [14]. Besides, [48] also points out that zero-shot prompting techniques, such as role, style, and emotion prompts, are critical elements that can further improve the performance of LLMs. Thus, as shown in Figure 2 D., a fun game of “guess what” is introduced to

form a concept of flow based on the designed MS-VLS coupled with the designed CCP, which can enable the VLM and LLM in the proposed GW-VLM to play a game and provide superior OVOD performance.

4. Experiments

4.1. Implementation Details

To comprehensively evaluate the generalization capability of our proposed GW-VLM, we conduct OVOD testing on four challenging benchmarks spanning both natural scenes and the remote sensing domain, including COCO 2017 val, Pascal VOC 2012, DIOR, and NWPU-10. Meanwhile, the indicators of Precision (P), Recall (R) and F1 are employed. Besides, in order to better compare our proposed OVOD framework of GW-VLM within a closed set, we re-project the open vocabulary results from LLM into the stationary categories involved in the datasets of COCO 2017 val, Pascal-VOC 2012, DIOR, and NWPU-10 for evaluation.

Next, the designed CA-RPNs merge the results of several famous pre-trained RPNs in natural and remote sensing scenes, respectively. Then, the pre-trained VLMs of SigLIP [61] and RemoteCLIP [31] are individually configured for the designed MS-VLS to deal with natural and remote sensing scenes. Subsequently, the searching strategy in natural scenes includes the primary view (scale 1.0x), one zoom-out scale, and two zoom-in scales that are adaptively determined based on the sizes of objects. Besides, the soft-alignment at each scale selects the Top-3 snippets. For remote sensing scenes, the targets are categorized into large, medium, and small sizes, and the scaling factors are adaptively chosen based on the target size. At the same time, two to three zoom-out scales and two to three zoom-in scales are selected for visual-language searching. Then, Top-3 snippets are selected for primary view, while Top-5 snippets are selected for the other zoom scales. Here, whether for natural or remote sensing scenes, Qwen-Plus and Llama3.3-70B are equipped for the proposed GW-VLM for a fun game of “guess what”. Finally, to ensure the deterministic output of LLMs, we set the temperature parameter $T \in [0.0, 0.1]$.

4.2. Comparison Results

We evaluate our GW-VLM against several models, including open-vocabulary detectors and visual-language models, in both natural scenes and remote sensing scenes to verify the generalization of our model. Our results on the remote sensing benchmarks are reported in Tab. 1 and Tab. 2. Our model establishes a new SOTA, achieving top F1@mIoU scores of 63.06% on DIOR and 77.40% on NWPU-10. This performance significantly exceeds the training-free baseline InstructSAM [66], obtaining a massive gain of 49.02% F1@mIoU on DIOR and 49.15% F1@mIoU on NWPU-

10. Moreover, our method also outperforms the pretraining baseline LAE [41], exceeding it by 2.17% F1@mIoU on DIOR and 7.53% F1@mIoU on NWPU-10. For natural scene benchmarks, our results are reported in Tab. 3 and Tab. 4. On these considerable complex benchmarks, our GW-VLM achieves highly competitive results, with 50.20% F1@mIoU on COCO val and 66.13% F1@mIoU on PASCAL VOC, and surpasses several models pretrained on large-scale datasets. From the tables regarding 0.95 IoU, merging the results of RPNs that distinguish only between foreground and background exhibits powerful localization ability. For a more intuitive display of the OVOD ability of our proposed GW-VLM, several visualized comparison results on both natural and remote sensing scenes are shown in Figure 3.

4.3. Ablation Study

We perform ablation experiments on NWPU-10 and Pascal VOC datasets to explore the impact of MS-VLS and CCP in the proposed GW-VLM, as reported in Tab. 5. By incorporating soft-aligned Top-K fragmenting descriptions and base context for LLM, notable improvements can be observed in the performance metrics. Specifically, it achieves a 33.75% F1@mIoU increase on NWPU, and increases by 9.70% F1@mIoU on Pascal VOC. This result indicates that LLM hold a very crucial role in open-vocabulary detection tasks, with their significance on par with that of classifiers in closed-set classification or decision-making tasks. Then, following the incorporation of MS-VLS and the continuous refinement of the context prompt for LLM, we observed further improvements, with a significant increase of 8.21% on NWPU and a corresponding improvement of 8.78% on Pascal VOC.

4.4. Open Vocabulary Analysis

Previous OVOD methods are highly sensitive to specific phrasing of the input prompts during training and inference phases. This dependency leads to poor robustness for real OVOD when the pre-defined prompts are changed. For example, if the label is replaced with a semantically equivalent noun that refers to the same visual concept in the real world, the final performance of the models will degrade significantly. This phenomenon indicates a lack of truly open-vocabulary ability, as the models are sensitive to lexical choice rather than the underlying semantic meaning. However, our GW-VLM can overcome this dependency due to the soft alignment mechanism and achieve a truer form of open-vocabulary ability.

To validate this, the prompt swapping experiments are conducted on the datasets of COCO val and DIOR. First, we generate a new set of prompts based on the original categories, where each class label is replaced with a semantically equivalent but textually different noun. Subsequently,

Table 1. Performance comparison of various models on DIOR, using Precision, Recall and F1 score for accuracy(%).

Method	Publication	DIOR								
		R@IoU0.5	P@IoU0.5	F1@IoU0.5	R@IoU0.95	P@IoU0.95	F1@IoU0.95	R@mIoU	P@mIoU	F1@mIoU
Training-free[12]	arxiv 2025	39.01	28.89	33.19	9.04	5.42	6.78	30.02	20.55	24.40
Rex-omni[21]	arxiv 2025	46.47	64.24	53.93	2.00	2.77	2.33	27.00	37.33	31.34
LAE[41]	AAAI 2025	<u>68.45</u>	87.38	<u>76.76</u>	16.80	24.82	20.04	<u>53.78</u>	70.16	<u>60.89</u>
GLIP[28]	CVPR 2022	16.17	5.65	8.37	0.36	0.12	0.18	9.31	3.25	4.82
YOLO-World[7]	CVPR 2024	11.55	6.57	8.38	0.70	1.85	1.02	7.29	4.62	5.65
Grounding DINO[32]	ECCV 2024	18.12	0.64	1.23	0.83	0.02	0.04	10.69	0.45	0.86
LLaMA-Unidetector[53]	TGRS 2025	56.80	75.31	64.76	13.35	24.27	17.28	44.00	60.32	50.88
InstructSAM[66]	NeurIPS 2025	17.00	24.84	20.18	1.85	4.79	2.67	11.62	17.74	14.04
GW-VLM-Llama	-	70.85	88.00	78.50	19.30	32.64	24.26	56.24	71.77	63.06
GW-VLM-Qwen	-	62.95	93.26	75.17	<u>17.55</u>	37.34	<u>23.88</u>	50.10	77.29	60.80

Table 2. Performance comparison of various models on NWPU-10, using Precision, Recall and F1 score for accuracy(%).

Method	Publication	NWPU-10								
		R@IoU0.5	P@IoU0.5	F1@IoU0.5	R@IoU0.95	P@IoU0.95	F1@IoU0.95	R@mIoU	P@mIoU	F1@mIoU
Training-free[12]	arxiv 2025	44.00	42.69	43.33	1.00	1.04	1.02	32.00	25.11	28.14
Rex-omni[21]	arxiv 2025	58.30	29.34	39.03	2.96	1.49	1.98	39.60	19.93	26.51
LAE[41]	AAAI 2025	<u>86.70</u>	93.16	89.82	14.50	15.78	15.12	67.64	72.25	69.87
GLIP[28]	CVPR 2022	38.89	9.20	14.88	3.57	0.84	1.37	27.23	6.44	10.41
YOLO-World[7]	CVPR 2024	16.40	20.29	18.14	0.50	1.38	0.73	11.19	14.26	12.54
Grounding DINO[32]	ECCV 2024	21.98	0.45	0.88	0.48	0.01	0.02	10.81	0.22	0.43
LLaMA-Unidetector[53]	TGRS 2025	69.60	75.81	72.57	10.60	14.44	12.22	50.84	54.44	52.58
InstructSAM[66]	NeurIPS 2025	36.00	47.22	40.85	1.00	2.06	1.35	24.52	33.33	28.25
GW-VLM-Llama	-	91.70	<u>93.23</u>	92.46	20.00	<u>23.21</u>	21.74	75.81	<u>79.06</u>	77.40
GW-VLM-Qwen	-	85.80	97.07	<u>91.09</u>	<u>19.30</u>	24.31	<u>21.52</u>	<u>71.14</u>	82.08	<u>76.22</u>

Table 3. Performance comparison of various models on COCO val, using Precision, Recall and F1 score for accuracy(%).

Method	Publication	COCO								
		R@IoU0.5	P@IoU0.5	F1@IoU0.5	R@IoU0.95	P@IoU0.95	F1@IoU0.95	R@mIoU	P@mIoU	F1@mIoU
LLM-Det[15]	CVPR 2025	53.63	83.42	<u>65.28</u>	17.47	27.12	21.25	44.51	68.96	54.10
OWL-Vit2[38]	NeurIPS 2023	36.14	56.40	44.05	6.06	9.45	7.38	27.25	42.54	33.22
GLIP[28]	CVPR 2022	73.88	49.69	59.42	15.28	10.28	12.29	58.14	39.10	46.76
Training-free[12]	arxiv 2025	44.55	26.93	33.57	9.60	3.04	4.62	33.55	18.29	23.67
Grounding DINO[32]	ECCV 2024	62.72	60.81	61.75	<u>17.00</u>	16.53	16.76	49.94	48.46	49.18
Yolo-world[7]	CVPR 2024	<u>66.53</u>	58.44	62.22	17.19	16.00	16.57	<u>52.81</u>	46.62	49.52
Rex-omni[21]	arxiv 2025	60.68	<u>71.05</u>	65.46	12.91	16.77	14.59	44.84	<u>53.12</u>	48.63
OmDet-Turbo[65]	arxiv 2024	61.02	48.93	54.31	12.30	9.86	10.95	45.61	<u>36.57</u>	40.60
GW-VLM-Llama	-	62.20	65.50	63.81	16.50	<u>17.52</u>	<u>17.01</u>	51.42	53.01	<u>52.20</u>
GW-VLM-Qwen	-	61.21	64.50	62.81	15.48	16.60	16.03	50.42	52.00	51.21

Table 4. Performance comparison of various models on COCO val, using Precision, Recall and F1 score for accuracy(%).

Method	Publication	Pascal Voc								
		R@IoU0.5	P@IoU0.5	F1@IoU0.5	R@IoU0.95	P@IoU0.95	F1@IoU0.95	R@mIoU	P@mIoU	F1@mIoU
LLM-Det[15]	CVPR 2025	68.57	<u>82.45</u>	74.87	32.33	38.91	35.31	<u>72.12</u>	59.87	65.42
OWL-Vit2[38]	NeurIPS 2023	53.60	74.07	62.20	20.29	28.04	23.54	45.86	63.38	53.21
GLIP[28]	CVPR 2022	39.20	27.99	32.66	16.17	11.55	13.47	33.42	23.87	27.85
Training-free[12]	arxiv 2025	65.00	40.00	49.52	14.00	4.70	7.04	47.00	28.00	35.09
Grounding DINO[32]	ECCV 2024	42.25	60.71	49.82	22.43	32.28	26.46	54.42	37.85	44.64
Yolo-world[7]	CVPR 2024	83.21	69.80	75.91	35.73	29.94	<u>32.57</u>	71.72	60.14	65.42
Rex-omni[21]	arxiv 2025	<u>84.60</u>	80.43	82.46	<u>32.60</u>	32.40	32.50	69.73	66.76	68.21
OmDet-Turbo[65]	arxiv 2024	87.78	44.38	58.96	32.04	16.20	21.52	72.46	36.64	48.67
GW-VLM-Llama	-	68.69	81.32	74.47	27.76	32.87	30.10	57.26	<u>67.79</u>	62.08
GW-VLM-Qwen	-	73.51	83.12	<u>78.02</u>	29.33	<u>35.21</u>	31.99	60.91	72.34	<u>66.13</u>

Table 5. Ablation study on NWPU-10 and Pascal VOC using the F1@mIoU score for accuracy(%). CCP means context concept prompt for LLM. Base-Context means distinguishing only between subject objectives and multi-scale hierarchical contexts. Game-Context refers to detailed task instructions and background information for LLM. Searching-Context incorporates both hierarchical descriptions and higher-order spatial information.

MS-VLS: RPNs + VLM			CCP: LLM			NWPU-10	Pascal VOC
Soft-Alignment	Fragmenting-Description	Multi-Scale Searching	Base-Context	Game-Context	Searching-Context		
✓(Top-1)						35.44	47.72
✓(Top-K)	✓		✓			69.19 (+33.75↑)	57.42 (+9.70↑)
✓(Top-K)	✓	✓	✓			74.49 (+5.30↑)	59.75 (+2.33↑)
✓(Top-K)	✓	✓	✓	✓		76.66 (+2.17↑)	63.17 (+3.42↑)
✓(Top-K)	✓	✓	✓	✓	✓	77.40 (+0.74↑)	66.13 (+2.96↑)




Figure 3. Visualization of natural and remote sensing objects detection results. Ours refers to the proposed GW-VLM. This figure presents a qualitative comparison of various models on the DIOR and COCO datasets.

Table 6. Open vocabulary analysis on DIOR dataset, using F1@IoU0.5 for accuracy(%).

Method	DIOR			
	texts-1	texts-2	texts-3	Avg
LAE[41]	62.10	56.17	54.39	57.55
YoloWorld[7]	9.68	6.18	9.18	8.34
Rex-omni[21]	51.55	51.35	51.79	51.56
GW-VLM	76.83	76.11	76.22	76.40

Table 7. Open vocabulary analysis on COCO dataset, using F1@IoU0.5 for accuracy(%).

Method	COCO			
	texts-1	texts-2	texts-3	Avg
Grounding-Dino[32]	16.63	31.14	29.62	25.79
YoloWorld[7]	21.21	36.12	37.84	34.26
LLM-Det[15]	27.21	45.57	45.52	39.44
GW-VLM	52.17	58.02	57.78	55.99

the new sets of prompts are used for inference. Here, in order to facilitate evaluation, we also re-mapped the new sets of prompts to annotations for the correct metric. For each dataset, three new sets of prompts are generated for evaluation, and all comparison models are subject to the same evaluation protocol, being tested on both these newly generated prompt sets, i.e., text-1, text-2, and text-3. The comparison results are reported in Tab. 6 and Tab. 7, and we can

see that our proposed GW-VLM can achieve more stable performance under different prompt swapping experiments, which demonstrates our proposed GW-VLM has a powerful OVOD ability.

5. Conclusion

In this study, a novel training-free framework called GW-VLMs is proposed for OVOD based on integrating the impressive zero-shot abilities of pre-trained RPNs, VLMs, and LLMs. A new MS-VLS and CCP are designed to establish a concept of flow that enables GW-VLM to achieve OVOD by engaging in a fun game of “guess what” between the pre-trained VLM and LLM, relying on class-agnostic object detection. Finally, extensive testing experiments are carried out, and the results prove that GW-VLM can be a feasible way.

References

- [1] Shuai Bai, Keqin Chen, Xuejing Liu, Jialin Wang, Wenbin Ge, Sibao Song, Kai Dang, Peng Wang, Shijie Wang, Jun Tang, et al. Qwen2. 5-vl technical report. *arXiv preprint arXiv:2502.13923*, 2025. 1
- [2] Hanoona Bangalath, Muhammad Maaz, Muhammad Uzair Khattak, Salman H Khan, and Fahad Shahbaz Khan. Bridging the gap between object and image-level representations

- for open-vocabulary detection. *Advances in Neural Information Processing Systems*, 35:33781–33794, 2022. 3
- [3] Mathilde Caron, Hugo Touvron, Ishan Misra, Hervé Jégou, Julien Mairal, Piotr Bojanowski, and Armand Joulin. Emerging properties in self-supervised vision transformers. In *Proceedings of the IEEE/CVF international conference on computer vision*, pages 9650–9660, 2021. 1
- [4] Banghao Chen, Zhaofeng Zhang, Nicolas Langrené, and Shengxin Zhu. Unleashing the potential of prompt engineering for large language models. *Patterns*, 2025. 3
- [5] Fangyi Chen, Han Zhang, Zhantao Yang, Hao Chen, Kai Hu, and Marios Savvides. Rtgen: Generating region-text pairs for open-vocabulary object detection. *arXiv preprint arXiv:2405.19854*, 2024. 3
- [6] Keyan Chen, Xiaolong Jiang, Yao Hu, Xu Tang, Yan Gao, Jianqi Chen, and Weidi Xie. Ovarnet: Towards open-vocabulary object attribute recognition. In *Proceedings of the IEEE/CVF conference on computer vision and pattern recognition*, pages 23518–23527, 2023. 3
- [7] Tianheng Cheng, Lin Song, Yixiao Ge, Wenyu Liu, Xinggang Wang, and Ying Shan. Yolo-world: Real-time open-vocabulary object detection. In *Proceedings of the IEEE/CVF conference on computer vision and pattern recognition*, pages 16901–16911, 2024. 1, 3, 7, 8
- [8] Penghui Du, Yu Wang, Yifan Sun, Luting Wang, Yue Liao, Gang Zhang, Errui Ding, Yan Wang, Jingdong Wang, and Si Liu. Lami-detr: Open-vocabulary detection with language model instruction. In *European Conference on Computer Vision*, pages 312–328. Springer, 2024. 3
- [9] Yu Du, Fangyun Wei, Ziheng Zhang, Miaoqing Shi, Yue Gao, and Guoqi Li. Learning to prompt for open-vocabulary object detection with vision-language model. In *Proceedings of the IEEE/CVF conference on computer vision and pattern recognition*, pages 14084–14093, 2022. 3
- [10] Abhimanyu Dubey, Abhinav Jauhri, Abhinav Pandey, Abhishek Kadian, Ahmad Al-Dahle, Aiesha Letman, Akhil Mathur, Alan Schelten, Amy Yang, Angela Fan, et al. The llama 3 herd of models. *arXiv e-prints*, pages arXiv–2407, 2024. 1
- [11] Sabit Ekin. Prompt engineering for chatgpt: a quick guide to techniques, tips, and best practices. *Authorea Preprints*, 2023. 3
- [12] Miguel Espinosa, Chenhongyi Yang, Linus Ericsson, Steven McDonagh, and Elliot J Crowley. No time to train! training-free reference-based instance segmentation. *arXiv preprint arXiv:2507.02798*, 2025. 2, 3, 7
- [13] Chengjian Feng, Yujie Zhong, Zequn Jie, Xiangxiang Chu, Haibing Ren, Xiaolin Wei, Weidi Xie, and Lin Ma. Prompt-det: Towards open-vocabulary detection using uncurated images. In *European conference on computer vision*, pages 701–717. Springer, 2022. 3
- [14] Mustansar Fiaz, Hiyam Debary, Paolo Fraccaro, Danda Paudel, Luc Van Gool, Fahad Khan, and Salman Khan. Geovlm-r1: Reinforcement fine-tuning for improved remote sensing reasoning. *arXiv preprint arXiv:2509.25026*, 2025. 5
- [15] Shenghao Fu, Qize Yang, Qijie Mo, Junkai Yan, Xihan Wei, Jingke Meng, Xiaohua Xie, and Wei-Shi Zheng. Llm-det: Learning strong open-vocabulary object detectors under the supervision of large language models. In *Proceedings of the Computer Vision and Pattern Recognition Conference*, pages 14987–14997, 2025. 1, 3, 7, 8
- [16] Marco Garosi, Alessandro Conti, Gaowen Liu, Elisa Ricci, and Massimiliano Mancini. Compositional caching for training-free open-vocabulary attribute detection. In *Proceedings of the Computer Vision and Pattern Recognition Conference*, pages 15098–15107, 2025. 5
- [17] Xiuye Gu, Tsung-Yi Lin, Weicheng Kuo, and Yin Cui. Open-vocabulary object detection via vision and language knowledge distillation. *arXiv preprint arXiv:2104.13921*, 2021. 3
- [18] Qishuo Hua, Lyumanshan Ye, Dayuan Fu, Yang Xiao, Xiaojie Cai, Yunze Wu, Jifan Lin, Junfei Wang, and Pengfei Liu. Context engineering 2.0: The context of context engineering. *arXiv preprint arXiv:2510.26493*, 2025. 3
- [19] Ziyue Huang, Yongchao Feng, Ziqi Liu, Shuai Yang, Qingjie Liu, and Yunhong Wang. Openrsd: Towards open-prompts for object detection in remote sensing images. In *Proceedings of the IEEE/CVF International Conference on Computer Vision*, pages 8384–8394, 2025. 3
- [20] Chao Jia, Yinfei Yang, Ye Xia, Yi-Ting Chen, Zarana Parekh, Hieu Pham, Quoc Le, Yun-Hsuan Sung, Zhen Li, and Tom Duerig. Scaling up visual and vision-language representation learning with noisy text supervision. In *International conference on machine learning*, pages 4904–4916. PMLR, 2021. 3
- [21] Qing Jiang, Junan Huo, Xingyu Chen, Yuda Xiong, Zhaoyang Zeng, Yihao Chen, Tianhe Ren, Junzhi Yu, and Lei Zhang. Detect anything via next point prediction. *arXiv preprint arXiv:2510.12798*, 2025. 1, 3, 7, 8
- [22] Sheng Jin, Xueying Jiang, Jiaying Huang, Lewei Lu, and Shijian Lu. Llms meet vlms: Boost open vocabulary object detection with fine-grained descriptors. *arXiv preprint arXiv:2402.04630*, 2024. 3
- [23] Dahun Kim, Anelia Angelova, and Weicheng Kuo. Region-aware pretraining for open-vocabulary object detection with vision transformers. In *Proceedings of the IEEE/CVF conference on computer vision and pattern recognition*, pages 11144–11154, 2023. 3
- [24] Alexander Kirillov, Eric Mintun, Nikhila Ravi, Hanzi Mao, Chloe Rolland, Laura Gustafson, Tete Xiao, Spencer Whitehead, Alexander C Berg, Wan-Yen Lo, et al. Segment anything. In *Proceedings of the IEEE/CVF international conference on computer vision*, pages 4015–4026, 2023. 1, 3
- [25] Junnan Li, Dongxu Li, Caiming Xiong, and Steven Hoi. Blip: Bootstrapping language-image pre-training for unified vision-language understanding and generation. In *International conference on machine learning*, pages 12888–12900. PMLR, 2022. 3
- [26] Jiaming Li, Jiacheng Zhang, Jichang Li, Ge Li, Si Liu, Liang Lin, and Guanbin Li. Learning background prompts to discover implicit knowledge for open vocabulary object detection. In *Proceedings of the IEEE/CVF Conference on Computer Vision and Pattern Recognition*, pages 16678–16687, 2024. 3

- [27] Jindong Li, Yali Fu, Li Fan, Jiahong Liu, Yao Shu, Chengwei Qin, Menglin Yang, Irwin King, and Rex Ying. Implicit reasoning in large language models: A comprehensive survey. *arXiv preprint arXiv:2509.02350*, 2025. 5
- [28] Liunian Harold Li, Pengchuan Zhang, Haotian Zhang, Jianwei Yang, Chunyuan Li, Yiwu Zhong, Lijuan Wang, Lu Yuan, Lei Zhang, Jenq-Neng Hwang, et al. Grounded language-image pre-training. In *Proceedings of the IEEE/CVF conference on computer vision and pattern recognition*, pages 10965–10975, 2022. 1, 3, 7
- [29] Tiancheng Li, Yuhang Wang, Zhiyang Chen, Zijun Wang, Liyuan Ma, and Guo-jun Qi. C-evolve: Consensus-based evolution for prompt groups. *arXiv preprint arXiv:2509.23331*, 2025. 3
- [30] Yan Li, Weiwei Guo, Xue Yang, Ning Liao, Shaofeng Zhang, Yi Yu, Wenxian Yu, and Junchi Yan. Exploiting unlabeled data with multiple expert teachers for open vocabulary aerial object detection and its orientation adaptation. *arXiv preprint arXiv:2411.02057*, 2024. 3
- [31] Fan Liu, Delong Chen, Zhangqingyun Guan, Xiaocong Zhou, Jiale Zhu, Qiaolin Ye, Liyong Fu, and Jun Zhou. Remoteclip: A vision language foundation model for remote sensing. *IEEE Transactions on Geoscience and Remote Sensing*, 62:1–16, 2024. 6
- [32] Shilong Liu, Zhaoyang Zeng, Tianhe Ren, Feng Li, Hao Zhang, Jie Yang, Qing Jiang, Chunyuan Li, Jianwei Yang, Hang Su, et al. Grounding dino: Marrying dino with grounded pre-training for open-set object detection. In *European conference on computer vision*, pages 38–55. Springer, 2024. 1, 3, 7, 8
- [33] Yehao Lu, Minghe Weng, Zekang Xiao, Rui Jiang, Wei Su, Guangcong Zheng, Ping Lu, and Xi Li. Dynamic-dino: Fine-grained mixture of experts tuning for real-time open-vocabulary object detection. In *Proceedings of the IEEE/CVF International Conference on Computer Vision*, pages 20847–20856, 2025. 3
- [34] Chuofan Ma, Yi Jiang, Xin Wen, Zehuan Yuan, and Xiaojuan Qi. Codet: Co-occurrence guided region-word alignment for open-vocabulary object detection. *Advances in neural information processing systems*, 36:71078–71094, 2023. 3
- [35] Silvio Mazzucco, Carl Persson, Mattia Segu, Pier Luigi Dovesi, Federico Tomba, Luc Van Gool, and Matteo Poggi. Lost in translation? vocabulary alignment for source-free adaptation in open-vocabulary semantic segmentation. *arXiv preprint arXiv:2509.15225*, 2025. 5
- [36] Lingrui Mei, Jiayu Yao, Yuyao Ge, Yiwei Wang, Baolong Bi, Yujun Cai, Jiazhi Liu, Mingyu Li, Zhong-Zhi Li, Duzhen Zhang, et al. A survey of context engineering for large language models. *arXiv preprint arXiv:2507.13334*, 2025. 3
- [37] Matthias Minderer, Alexey Gritsenko, Austin Stone, Maxim Neumann, Dirk Weissenborn, Alexey Dosovitskiy, Aravindh Mahendran, Anurag Arnab, Mostafa Dehghani, Zhuoran Shen, et al. Simple open-vocabulary object detection. In *European conference on computer vision*, pages 728–755. Springer, 2022. 3
- [38] Matthias Minderer, Alexey Gritsenko, and Neil Houlsby. Scaling open-vocabulary object detection. *Advances in Neural Information Processing Systems*, 36:72983–73007, 2023. 3, 7
- [39] Furkan Mumcu, Michael J Jones, Anoop Cherian, and Yasin Yilmaz. Llm-guided agentic object detection for open-world understanding. *arXiv preprint arXiv:2507.10844*, 2025. 3
- [40] Maxime Oquab, Timothée Darcet, Théo Moutakanni, Huy Vo, Marc Szafraniec, Vasil Khalidov, Pierre Fernandez, Daniel Haziza, Francisco Massa, Alaaeldin El-Nouby, et al. Dinov2: Learning robust visual features without supervision. *arXiv preprint arXiv:2304.07193*, 2023. 3
- [41] Jiancheng Pan, Yanxing Liu, Yuqian Fu, Muyuan Ma, Jiahao Li, Danda Pani Paudel, Luc Van Gool, and Xiaomeng Huang. Locate anything on earth: Advancing open-vocabulary object detection for remote sensing community. In *Proceedings of the AAAI Conference on Artificial Intelligence*, pages 6281–6289, 2025. 3, 6, 7, 8
- [42] Chau Pham, Truong Vu, and Khoi Nguyen. Lp-ovod: Open-vocabulary object detection by linear probing. In *Proceedings of the IEEE/CVF Winter Conference on Applications of Computer Vision*, pages 779–788, 2024. 3
- [43] Alec Radford, Jong Wook Kim, Chris Hallacy, Aditya Ramesh, Gabriel Goh, Sandhini Agarwal, Girish Sastry, Amanda Askell, Pamela Mishkin, Jack Clark, et al. Learning transferable visual models from natural language supervision. In *International conference on machine learning*, pages 8748–8763. PmLR, 2021. 1, 3
- [44] Joseph Redmon, Santosh Divvala, Ross Girshick, and Ali Farhadi. You only look once: Unified, real-time object detection. In *Proceedings of the IEEE conference on computer vision and pattern recognition*, pages 779–788, 2016. 1
- [45] Shaoqing Ren, Kaiming He, Ross Girshick, and Jian Sun. Faster r-cnn: Towards real-time object detection with region proposal networks. *Advances in neural information processing systems*, 28, 2015. 1
- [46] Shuhuai Ren, Aston Zhang, Yi Zhu, Shuai Zhang, Shuai Zheng, Mu Li, Alexander J Smola, and Xu Sun. Prompt pre-training with twenty-thousand classes for open-vocabulary visual recognition. *Advances in Neural Information Processing Systems*, 36:12569–12588, 2023. 3
- [47] Tianhe Ren, Yihao Chen, Qing Jiang, Zhaoyang Zeng, Yuda Xiong, Wenlong Liu, Zhengyu Ma, Junyi Shen, Yuan Gao, Xiaoke Jiang, et al. Dino-x: A unified vision model for open-world object detection and understanding. *arXiv preprint arXiv:2411.14347*, 2024. 3
- [48] Sander Schulhoff, Michael Ilie, Nishant Balepur, Konstantine Kahadze, Amanda Liu, Chenglei Si, Yinheng Li, Aayush Gupta, Hyojung Han, Sevien Schulhoff, et al. The prompt report: a systematic survey of prompt engineering techniques. *arXiv preprint arXiv:2406.06608*, 2024. 3, 5
- [49] Guanqun Wang, Yin Zhuang, He Chen, Xiang Liu, Tong Zhang, Lianlin Li, Shan Dong, and Qianbo Sang. Fsod-net: Full-scale object detection from optical remote sensing imagery. *IEEE Transactions on Geoscience and Remote Sensing*, 60:1–18, 2021. 1
- [50] Li Wang, Xi Chen, Xiangwen Deng, Hao Wen, Mingke You, Weizhi Liu, Qi Li, and Jian Li. Prompt engineering in consistency and reliability with the evidence-based guideline for llms. *NPJ digital medicine*, 7(1):41, 2024. 3

- [51] Size Wu, Wenwei Zhang, Sheng Jin, Wentao Liu, and Chen Change Loy. Aligning bag of regions for open-vocabulary object detection. In *Proceedings of the IEEE/CVF conference on computer vision and pattern recognition*, pages 15254–15264, 2023. 3
- [52] Xing Xi, Yangyang Huang, Ronghua Luo, and Yu Qiu. Ow-ovd: Unified open world and open vocabulary object detection. In *Proceedings of the Computer Vision and Pattern Recognition Conference*, pages 25454–25464, 2025. 3
- [53] Jianlin Xie, Guanqun Wang, Tong Zhang, Yikang Sun, He Chen, Yin Zhuang, and Jun Li. Llama-unidetector: A llama-based universal framework for open-vocabulary object detection in remote sensing imagery. *IEEE Transactions on Geoscience and Remote Sensing*, 2025. 3, 7
- [54] Shaoan Xie, Lingjing Lingjing, Yujia Zheng, Yu Yao, Zeyu Tang, Eric P Xing, Guangyi Chen, and Kun Zhang. Smart-clip: Modular vision-language alignment with identification guarantees. In *Proceedings of the Computer Vision and Pattern Recognition Conference*, pages 29780–29790, 2025. 4
- [55] Yuguang Yang, Tongfei Chen, Haoyu Huang, Linlin Yang, Chunyu Xie, Dawei Leng, Xianbin Cao, and Baochang Zhang. Prompt as knowledge bank: Boost vision-language model via structural representation for zero-shot medical detection. *arXiv preprint arXiv:2502.16223*, 2025. 5
- [56] Lewei Yao, Jianhua Han, Xiaodan Liang, Dan Xu, Wei Zhang, Zhenguo Li, and Hang Xu. Detclipv2: Scalable open-vocabulary object detection pre-training via word-region alignment. In *Proceedings of the IEEE/CVF Conference on Computer Vision and Pattern Recognition*, pages 23497–23506, 2023. 1, 3
- [57] Lewei Yao, Renjie Pi, Jianhua Han, Xiaodan Liang, Hang Xu, Wei Zhang, Zhenguo Li, and Dan Xu. Detclipv3: Towards versatile generative open-vocabulary object detection. In *Proceedings of the IEEE/CVF conference on computer vision and pattern recognition*, pages 27391–27401, 2024. 1, 3
- [58] Qinyuan Ye, Mohamed Ahmed, Reid Pryzant, and Fereshte Khani. Prompt engineering a prompt engineer. In *Findings of the Association for Computational Linguistics: ACL 2024*, pages 355–385, 2024. 3
- [59] Alireza Zareian, Kevin Dela Rosa, Derek Hao Hu, and Shih-Fu Chang. Open-vocabulary object detection using captions. In *Proceedings of the IEEE/CVF conference on computer vision and pattern recognition*, pages 14393–14402, 2021. 3
- [60] Xiaohua Zhai, Xiao Wang, Basil Mustafa, Andreas Steiner, Daniel Keysers, Alexander Kolesnikov, and Lucas Beyer. Lit: Zero-shot transfer with locked-image text tuning. In *Proceedings of the IEEE/CVF conference on computer vision and pattern recognition*, pages 18123–18133, 2022. 3
- [61] Xiaohua Zhai, Basil Mustafa, Alexander Kolesnikov, and Lucas Beyer. Sigmoid loss for language image pre-training. In *Proceedings of the IEEE/CVF international conference on computer vision*, pages 11975–11986, 2023. 6
- [62] Qizheng Zhang, Changran Hu, Shubhangi Upasani, Boyuan Ma, Fenglu Hong, Vamsidhar Kamanuru, Jay Rainton, Chen Wu, Mengmeng Ji, Hanchen Li, et al. Agentic context engineering: Evolving contexts for self-improving language models. *arXiv preprint arXiv:2510.04618*, 2025. 3
- [63] Tong Zhang, Yin Zhuang, Guanqun Wang, He Chen, Lianlin Li, and Jun Li. A unified remote sensing object detector based on fourier contour parametric learning. *IEEE Transactions on Geoscience and Remote Sensing*, 2025. 1
- [64] Zilun Zhang, Zian Guan, Tiancheng Zhao, Haozhan Shen, Tianyu Li, Yuxiang Cai, Zhonggen Su, Zhaojun Liu, Jianwei Yin, and Xiang Li. Geo-r1: Improving few-shot geospatial referring expression understanding with reinforcement fine-tuning. *arXiv preprint arXiv:2509.21976*, 2025. 5
- [65] Tiancheng Zhao, Peng Liu, Xuan He, Lu Zhang, and Kyusong Lee. Real-time transformer-based open-vocabulary detection with efficient fusion head. *arXiv preprint arXiv:2403.06892*, 2024. 3, 7
- [66] Yijie Zheng, Weijie Wu, Qingyun Li, Xuehui Wang, Xu Zhou, Aiai Ren, Jun Shen, Long Zhao, Guoqing Li, and Xue Yang. Instructsam: A training-free framework for instruction-oriented remote sensing object recognition. *arXiv preprint arXiv:2505.15818*, 2025. 2, 3, 6, 7
- [67] Kaiyang Zhou, Jingkang Yang, Chen Change Loy, and Ziwei Liu. Learning to prompt for vision-language models. *International Journal of Computer Vision*, 130(9):2337–2348, 2022. 3
- [68] Xingyi Zhou, Rohit Girdhar, Armand Joulin, Philipp Krähenbühl, and Ishan Misra. Detecting twenty-thousand classes using image-level supervision. In *European conference on computer vision*, pages 350–368. Springer, 2022. 3

A Training-Free Guess What Vision Language Model from Snippets to Open-Vocabulary Object Detection

Supplementary Material

Acknowledgments

This work was supported by the General Program of National Natural Science Foundation of China under grant 62371048, in part by the Ye Qisun Science Foundation of the National Natural Science Foundation of China under Grant U2341202 and the Postdoctoral Fellowship Program of CPSF under Grant Number GZC20250393.

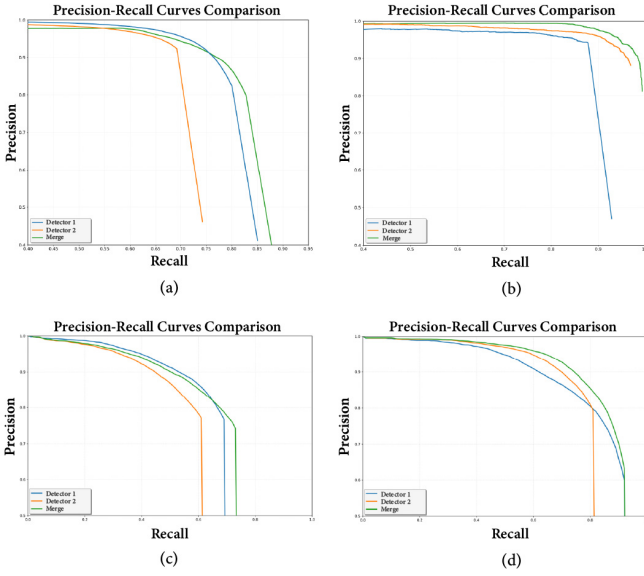


Figure 4. P-R curves of detector fusion on four datasets: (a) DIOR, (b) NWPU-10, (c) COCO, (d) Pascal VOC.

Effectiveness of Detector Merging Strategy

As introduced in 3.1 of the main paper, the class-agnostic detection results are integrated using a Non-Maximum Suppression(NMS) based fusion strategy. Then, the P-R curve comparisons on both remote sensing datasets (i.e., DIOR and NWPU-10) and natural scene datasets (i.e., COCO val and Pascal VOC) are illustrated in Figure 4. Specifically, for natural scenes, the fused results of class-agnostic detection from **DINOv3** and **LLMDet** indicate a clear gain in True Positives (TP). For example, the merged result achieves **14,617** TP (14,159 TP for DINOv3 and 12,911 TP for LLMDet, respectively) on Pascal VOC (val), and it also reaches **27,572** TP (surpassing 25,270 TP for DINOv3 and 23,359 TP for LLMDet) on COCO (val). Similarly, for remote sensing scenes, the fused class-agnostic detection results from **LAE** and **Skysense** have **113,236** TP on DIOR

comparing to 102,815 TP for LAE and 69,084 for Skysense, and it also achieves **3,820** on NWPU-10 comparing to 3,369 TP for LAE and 3,684 TP for Skysense. Furthermore, an extended recall range is observed under the fused setting, reflecting the fusion strategy’s capacity to preserve a substantially larger subset of true objects. Meanwhile, the merged recall ultimately leads to a more exhaustive and complete collection of candidate bounding boxes, effectively reducing missed detections and capturing a broader spectrum of object instances.

Snippets for VLMs

The input texts for producing snippets are constructed in a hierarchical fashion and enriched with fine-grained semantic cues. Therefore, in our study, rather than relying solely on simple category names, the designed snippets capture multi-level contextual information, including appearances, shape attributes, spatial, semantic, and functional cues, and so on. Such structured descriptions are provided by Vision-Language Models (VLMs) with more informative guidance, then facilitating more reliable and discriminative open vocabulary object cognition. Notably, representative examples of these pre-defined snippets are provided in Table 8. The table reports the prompts formulated for both natural scenes and remote sensing imagery, illustrating the semantic richness, descriptive granularity, and cross-domain adaptability embedded in the snippet construction process.

Prompt Templates

Specific prompt templates for both remote sensing and natural scenes are provided in Figure 5. About remote sensing scenes, the fixed overhead viewpoint and the lack of familiar perspective cues make it difficult for the model to infer scale from appearance alone. Thereby, the prompt for each remote sensing object explicitly injects information about spatial resolution and object size (e.g., height and width), together with the bounding box extent, aspect ratio, and the fraction of the image area occupied. The template also maps this fraction to discrete size levels (i.e., small, medium, and large) at different resolutions, summarizes the object’s appearance, local features inside the bounding box and surrounding environment using obtained snippets. The LLM is instructed to combine these appearance, context, size cues to reason about the category and output both its reasoning process and the final predicted category name. In contrast, for natural scenes, objects are captured from diverse view-

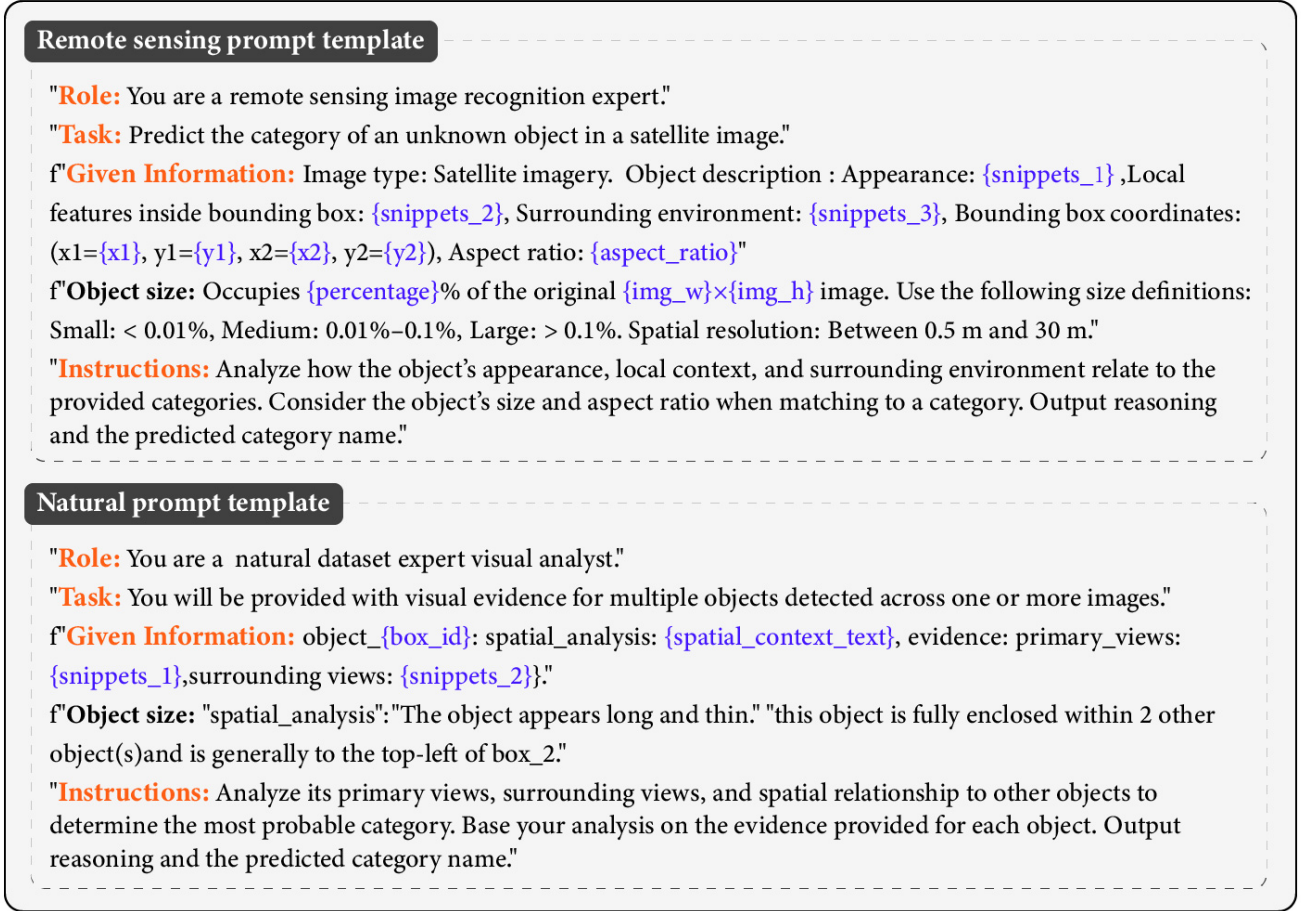


Figure 5. Prompt templates for both remote sensing and natural scenes

points with rich contextual interactions. Hence, the prompt for the natural scene focuses on relational and multi-view evidence instead of an explicit metric scale. Then, the template needs to be filled in with snippets of the object based on primary and surrounding views, along with a structural text analysis that characterizes its properties. Rather than specifying resolution and physical size, the natural prompt emphasizes these relative spatial relationships and scene level context, instructing the LLM to use them to determine the most probable category.

Qualitative Analysis of Inference and Reasoning

This section provides a granular visualization of the model’s inference trajectory, showcasing snippets from the designed Multi-Scale Visual Searching (MS-VLS), which includes a primary view for subject details and a surrounding view further stratified into Zoom-in and Zoom-out perspectives, alongside the corresponding LLM reasoning process. Here, these qualitative examples corroborate that the synergy be-

tween MS-VLS and the Contextual Concept Prompt (CCP) facilitates a comprehensive reasoning dynamic, enabling the LLM to effectively disambiguate confusing categories through contextual priors while identifying and suppressing irrelevant scene noise for robust classification. The results are presented in Figures 6–15.

Specific instances visually demonstrate these capabilities. As shown in Figure 7 and Figure 8, the LLM exploits discriminative semantic cues, such as the *three-point line* and *wheels*, to successfully disambiguate *basketball court* from *tennis court*, and *vehicle* from *ship*, respectively.

The noise suppression capability is exemplified in Figure 11, where the LLM utilizes contextual information to explicitly identify *traffic light* and *red button* as environmental clutter unrelated to the target subject *tie*, thereby ensuring precise classification. Furthermore, Figure 13 highlights the efficacy of multi-scale integration in understanding part-whole relationships; the model correctly interprets local details like *plastic sheen* and *book spine* as intrinsic surface attributes of a *backpack*.

Table 8. Example generated snippets for both remote sensing and natural scenes.

Snippet Attributes	Remoteclip-snippets	Snippet Attributes	Siglip-snippets
Appearance	Metal tanks with smooth, cylindrical surfaces arranged in rows; corrugated metal roof; smooth surface; paved surface; green grass; White or silver circular structure; streamlined; with multiple marked lines, including a three-point line...	High level categories	vehicle; animal; food; indoor item; tool; sports equipment; animal...
Shape	Rectangular shape; Circular shape; Star-shaped cross; Oval shape; Long straight line; Diamond shape; Tower shape; Building with a central dome; Lawn with circular pattern; pointed bow...	Common categories	person; bicycle; airplane; train; boat; cup; fork; knife; spoon; banana; apple...
Relational	Ports are areas where ships dock to load/unload; container crane unloading/loading containers from ships; cargo box holds goods for transport; overpass above the highway; vehicles pass over other roads; roadway with rail tracks; long structure crossing a river/road/railway; wind turbine blades turned by wind; harbor with multiple boats docked; swimming pool complex with multiple pools...	Relational	A person riding a bicycle; A person driving a car; A person is seated on a bench; A small, tidy kitchen counter or windowsill with a touch of greenery; A person is engaged in a casual dining and work setup; A casual breakfast setting with a simple meal preparation...
Spatial	overpass above the highway; tennis court divided by a net; stadium with a large central field; raised structure with road running over another road; parking lot with parked trucks; Airport runway with multiple airplanes; highway with fast-moving traffic; bridge connecting two land masses...	Component attribute	wheel; handle; armrest; table leg; place mat; place setting; sharp edge; serrated edge; knife handle; two straps...
Semantic	Transportation Infrastructure: Ports; Dock; Container ship; Highway; Roundabout; Airport runway; Bicycle lane... Industrial Areas: Oil tanks; Storage units; Industrial or agricultural facility; Hydroelectric dam; Concrete dam; Gas station... Sports Facilities: Softball field; Baseball diamond; Tennis court; Large open-air stadium; Golf cart path; Ground track field... Urban: Architectural complex; Building with circular structure; Parking lot; Botanical garden; Concrete structure... Natural Scenes: Beach with forested area; Lake with boats; Garden or park; Mountains in the background; Beach with palm trees...	Scene description	A urban roadside setting with large vehicles and emergency infrastructure A person is engaged in personal mobile communication; A person is seated, likely taking a rest or pause, in a setting that appears to be a public or outdoor area given the presence of a bench; A person is sitting or standing near a fire hydrant, likely taking a break, with their personal belongings such as a handbag, a book, and a cell phone nearby, and they are also enjoying a beverage from a cup; A person is engaged in a healthy snack or meal, surrounded by fresh produce; A modern home office or entertainment space with a prominent workstation and multimedia setup, suggesting an environment where work, leisure, and possibly gaming or streaming activities converge; A controlled urban intersection where a vehicle has come to a halt A simple breakfast setting; A traveler preparing to venture out into potentially rainy weather...
Functional	ships dock to load/unload goods; runway used for planes takeoff/landing; dams control water flow/flood control; storage tanks store fuel/chemicals/oil; stadium used for large sports events; toll station used to charge vehicles; bridge used to cross obstacles...	Contextual clues	road surface; dining room setting; water surface; table setting; store aisle; shelf; supermarket; grocery store display; restaurant interior...



Category: tennis court

Snippets:

Main: There is a large, rectangular area with multiple parallel lines running across it; Windows; Rectangular shape.

Surrounding:

Zoom in: There is a large, rectangular area with multiple parallel lines running across it; Windows; Rectangular shape.

Zoom out: tennis court; There is a playing area with a net dividing it, surrounded by a fence and paved surface; Wide at the top and narrow at the bottom.

Reasoning:

Based on the provided vocabulary descriptions and the chaLong straight linenknown object, it is highly likely that the object in question is a tennis court. The reasons for this conclusion are: The object has a rectangular shape with parallel lines running across it, which is consistent with the layout of a tennis court. The aspect ratio (w/h) of approximately 0.47 suggests that the object is wider than it is tall, which is also consistent with the dimensions of a tennis court. The object occupies 1.45% of the original 800×800 image, which falls within the medium object size category. Tennis courts are typically medium-sized objects within satellite images. The contextual information mentions a tennis court with a net dividing the playing area, surrounded by a fence and paved surface. This description matches the characteristics of the unknown object. The local features within the bounding box include a large, rectangular area with multiple parallel lines, which is also consistent with the appearance of a tennis court. **Considering all given information, the unknown object is most likely a tennis court.**

Category: basketball court

Snippets:

Main: with multiple marked lines, including a three-point line; There is a playing area with a smooth surface, surrounded by a fence and marked lines for gameplay; basketball court.

Surrounding:

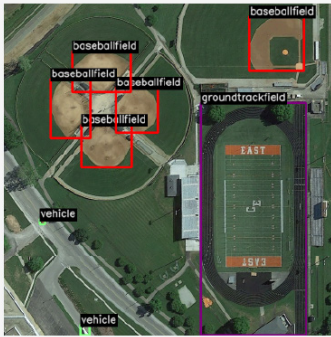
Zoom in: with multiple marked lines, including a three-point line; There is a playing area with a net dividing it, surrounded by a fence and paved surface; Long straight line; a flat top or a dome.

Zoom out: There is a playing area with a smooth surface, surrounded by a fence and marked lines for gameplay; tennis court; with multiple marked lines, including a three-point line; Construction vehicle.

Reasoning:

Based on the provided vocabulary descriptions and the information about the unknown object, it is likely that the unknown object is a sports facility, specifically a basketball court. The reasons for this conclusion are as follows: The object appears to have multiple marked lines, including a three-point line, which is a characteristic feature of a basketball court. The object is described as a basketball court with a smooth surface, surrounded by a fence and marked lines for gameplay, which further supports the conclusion that it is a basketball court. The surrounding features and environment include multiple marked lines, including a three-point line, and a tennis court, suggesting that the area is a sports facility. The bounding box and aspect ratio information indicate that the object occupies a significant portion of the image, and its shape is consistent with the shape of a basketball court. Overall, the combination of the marked lines, the smooth surface, the fence, and the surrounding sports facilities strongly suggest that **the unknown object is a basketball court.**

Figure 6. LLM reasoning with snippet-based prompts to predict the categories “tennis court” and “basketball court”.



Category: baseballfeild

Snippets:

Main: There is a playing area with a diamond layout, surrounded by grass and open space; softball field with a diamond layout; diamond shape.

Surrounding:

Zoom in: diamond shape; softball field with a diamond layout.

Zoom out: tennis court; sport of baseball, leisure land of stadium; Construction vehicles; There is a playing area with a diamond layout, surrounded by grass and open space for the playing area.

Reasoning:

Based on the provided vocabulary descriptions and the information about the unknown object, it is likely that the object is a softball field. The reasons for this conclusion are as follows: The object has a diamond layout, which is a characteristic feature of a softball field. The object is surrounded by grass and open space, which is consistent with the typical environment of a softball field. The object is associated with the sport of baseball, which is closely related to softball. The object is located in a leisure land of a stadium, which is a common location for sports facilities. The object's size is large, occupying 9.00% of the original 800×800 image, which is consistent with the size of a sports field. Although there is mention of a tennis court and construction vehicles, these are not the main focus of the description and are likely part of the surrounding features and environment. Therefore, **the most probable category for the unknown object is a softball field.**

Category: ground track field

Snippets:

Main: Track; Amusement park; ground track field.

Surrounding:

Zoom in: Grass field; Amusement park; green grass; Track; with multiple marked lines, including a three-point line.

Zoom out: Track; ground track field; Amusement park; There is a ground track field used for running races and athletic events, surrounded by a track.

Reasoning:

Based on the provided vocabulary descriptions and the information about the unknown object, it is likely that the object is a ground track field used for running races and athletic events. The reasons for this conclusion are as follows: The object is described as a "Track" and "ground track field" in the contextual information, which indicates that it is a sports facility for running and athletic events. The object has multiple marked lines, including a three-point line, which is a common feature of sports fields. The object is surrounded by a track, which is consistent with the description of a ground track field. The object occupies 22.27% of the original 800×800 image, which indicates that it is a large object within the image. This is consistent with the size of a typical sports field. The aspect ratio (w/h) is approximately 0.45, which suggests that the object is more elongated than square, which is a common shape for sports fields. Based on these reasons, it is reasonable to conclude that **the unknown object is a ground track field used for running races and athletic events.**

Figure 7. LLM reasoning with snippet-based prompts to predict the categories “baseball field” and “ground track field”.



Category: vehicle

Snippets:

Main: carengines; car body; Rectangular shape.

Surrounding:

Zoom in: car body; Streamlined; Wheels; carengines.

Zoom out: Roadway with parked vehicles; car body; Construction vehicle; road.

Reasoning:

Based on the provided vocabulary descriptions and the information about the unknown object, it is likely that the object is a vehicle, specifically a car. The reasons for this conclusion are as follows: The object's size is small, occupying 0.07% of the original 800×800 image, which is consistent with the size of a car in a satellite image. The object appears to have a car body, car engines, and wheels, which are all features commonly associated with vehicles. The object has a rectangular shape and a streamlined design, which are typical characteristics of cars. The surrounding features and environment include a roadway with parked vehicles and construction vehicles, which further supports the idea that the object is a car. In conclusion, based on the provided information and vocabulary descriptions, **the unknown object is likely to be a car.**

Category: ship

Snippets:

Main: Streamlined; carengines; with a visible hull and a pointed bow.

Surrounding:

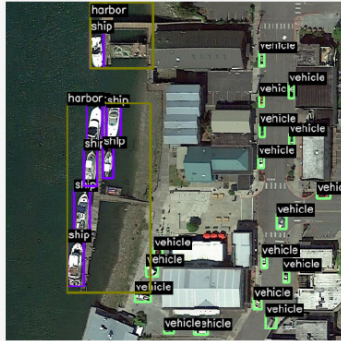
Zoom in: with a visible hull and a pointed bow; Rectangular shape; carengines; Boat docked at pier.

Zoom out: container ships; harbor or dock; coastal area with a boat; Boat docked at pier.

Reasoning:

Based on the provided vocabulary descriptions and the information about the unknown object, it is likely that the object is a boat or a ship. The reasons for this conclusion are as follows: The object has a car body, carengines, and a streamlined shape, which are characteristics commonly found in boats or ships. The object has a visible hull and a pointed bow, which are also typical features of boats or ships. The surrounding features and environment include container ships, harbor or dock, boat dock, and coastal area with a boat, which further supports the idea that the object is a boat or a ship. The object's size is medium, occupying 0.30% of the original 800×800 image, which is consistent with the size of boats or ships in satellite images. Considering the given information, **the unknown object is most likely a boat or a ship.**

Figure 8. LLM reasoning with snippet-based prompts to predict the categories “vehicle” and “ship”.



Category: harbor

Snippets:

Main: Harbor or Dock; Boat dock; Maritime and docking area.

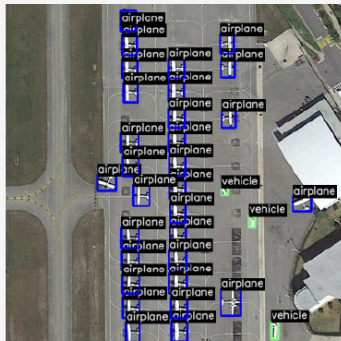
Surrounding:

Zoom in: container ships; maritime vessels; Boats and watercraft.

Zoom out: container yards; Boat dock; Maritime and docking area.

Reasoning:

Based on the provided vocabulary descriptions and spatial information, the unknown object is most likely a harbor. The reasons are as follows: The key subject descriptors—harbor or dock, boat dock, container ship yard, maritime docking area—all point toward port infrastructure, not individual ships. The surrounding environment includes container ships, maritime vessels, container yards, and piers, which strongly indicates a cargo-handling port terminal rather than a small marina or a single ship. The aspect ratio (~ 0.94) and large rectangular footprint match the typical geometry of container yards or dock platforms seen in remote-sensing images. Considering all given information, **the unknown object is most likely a harbor.**



Category: airplane

Snippets:

Main: fuselage; Wings; Rectangular shape.

Surrounding:

Zoom in: Airplanes parked at an airport; Airport with multiple airplanes; Airport Runway.

Zoom out: Wings; fuselage; Star-shaped cross; one structure with wings; multiple long blades.

Reasoning:

Based on the provided vocabulary descriptions and the characteristics of the unknown object, it is likely that the object is an airplane. The reasons for this conclusion are as follows: The object has a rectangular shape, which is consistent with the shape of an airplane's fuselage. The object has wings, which is a key feature of airplanes. The object is located in an area where airplanes are parked at an airport, which further supports the idea that it is an airplane. The object's size is medium, occupying 0.27% of the original 800×800 image, which is consistent with the size of an airplane in a satellite image. The aspect ratio (w/h) of approximately 0.77 is also consistent with the typical aspect ratio of an airplane. Taking all these factors into consideration, it is reasonable to conclude that **the unknown object is likely an airplane.**

Figure 9. LLM reasoning with snippet-based prompts to predict the categories “harbor” and “airplane”.



Category: chimney

Snippets:

Main: smoke exhaust; smoke emissions; cylindrical shape.

Surrounding:

Zoom in: smoke emissions; smoke exhaust; Building with a circular structure.

Zoom out: Located in a factory or power station; Building with a dome roof; smoke emissions; smoke exhaust.

Reasoning:

Based on the provided vocabulary descriptions related to the unknown object, I would guess that the possible category of the unknown object is a factory with a smokestack. The reasons for this guess are as follows: The object occupies 7.53% of the original 800×800 image, which falls into the category of large objects. The aspect ratio (w/h) is approximately 1.06, indicating a roughly cylindrical shape, which is consistent with a smokestack or a building with a circular structure. The object appears to be smoke exhaust, smoke emissions, and has a funnel-shaped or cylindrical shape, which are all characteristic features of industrial facilities, particularly power plants or factories with smokestacks. The surrounding features and environment, including smoke emissions, smoke exhaust, and a building with a dome roof or oval shape, suggest an industrial setting. The location within a factory or power station further supports this interpretation. The spatial resolution of 0.5-30 m is consistent with the object being a large industrial facility, as it would require a relatively high resolution to capture the details of the smokestack and surrounding features. Overall, based on the combination of object size, shape, subject object information, contextual information, and spatial resolution, I believe that the unknown object is likely **an industrial facility, such as factory with a smokestack.**

Category: storagetank

Snippets:

Main: Circular shape; Have a flat top or a dome; White or silver circular structure.

Surrounding:

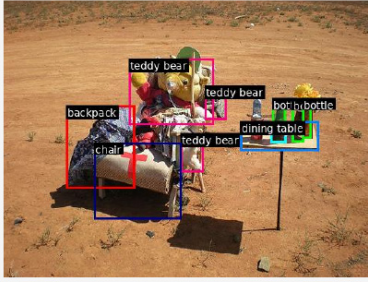
Zoom in: Circular shape; White or silver circular structure; Oval shape; Have a flat top or a dome.

Zoom out: Cylindrical shape; man made storage tank, building of storage tank, content of fuel; Storage units; Have a flat top or a dome.

Reasoning:

Based on the provided vocabulary descriptions and the characteristics of the unknown object, it is likely a man-made storage tank. The reasons for this categorization are as follows: Size: The object occupies more than 0.1% of the original image, which indicates that it is a large object. This is consistent with the size of storage tanks. Shape: The object appears to be circular or oval with a flat top or a dome, which matches the typical shape of storage tanks. Color: The object is described as white or silver, which is a common color for man-made storage tanks. Contextual information: The surrounding features and environment include cylindrical shapes and other storage units, which suggests that the object is part of a storage facility. Bounding box and aspect ratio: The bounding box dimensions and aspect ratio of 1.04 further support the idea that the object is a storage tank, as they are consistent with the shape and size of such structures. Taking all these factors into account, it is reasonable to conclude that **the unknown object is likely a man-made storage tank.**

Figure 10. LLM reasoning with snippet-based prompts to predict the categories “chimney” and “storage tank”.



Category: bottle

Snippets:

Main: A quiet, intimate setting with a bottle; possibly containing a beverage; Bottle; glass bottle.

Surrounding:


Spatial: The object appears long and thin.

Zoom in: bottle; glass bottle.

Zoom out: A quiet, intimate setting with a bottle, possibly containing a beverage; dinning table; on a table.

Reasoning:

Explicit Lexical Evidence: The terms "Bottle" and "glass bottle" are stated four times across both primary and surrounding view descriptions. This direct, repetitive labeling serves as the strongest possible semantic signal. The phrase "glass bottle" is a material specification that clearly maps to the COCOval2017 "bottle" class (ID: 39), which encompasses bottles of various materials. No other candidate category is explicitly named. The shape descriptor "long and thin" aligns perfectly with the prototypical geometry of a bottle in the dataset. The surrounding view establishes the object as being "on a table" and "dinning table," which is a statistically common spatial context for bottles in COCOval2017 scene compositions. This placement does not conflict with but rather supports the primary identification. Within the COCOval2017 ontology, the only plausible alternatives would be "wine glass" or "cup." However, these are semantically and geometrically incompatible with the repeated "bottle" designation and the "long and thin" profile. The dataset does not contain a "glass bottle" subclass; material variations are subsumed under the unified "bottle" category. Based on these reasons, it is reasonable to conclude that **the unknown object is a bottle.**



Category: tie

Snippets:

Main: Tie; a long piece of cloth worn around the neck as part of formal wear; traffic light.

Surrounding:

Spatial: This object is fully enclosed within 1 other object(s). The object appears long and thin.

Zoom in: traffic light; red button; a long piece of cloth worn around the neck as part of formal wear.

Zoom out: A person adjusting their tie; a long piece of cloth worn around the neck as part of formal wear.

Reasoning:

The evidence overwhelmingly identifies the object as a tie through multiple consistent cues: an explicit label "Tie" appears in primary views, the detailed description "a long piece of cloth worn around the neck as part of formal wear" is repeated three times across primary and surrounding views, the spatial attribute "long and thin" directly matches a tie's physical characteristics, and the contextual scene "A person adjusting their tie" confirms its typical usage scenario. While "traffic light" and "red button" appear in the evidence, they are inconsistent with the object's spatial properties and likely represent scene context or detection artifacts. **The target object is clearly the tie.**

Figure 11. LLM reasoning with snippet-based prompts to predict the categories "bottle" and "tie".



Category: cake

Snippets:

Main: a sweet baked dessert; often decorated with icing, served at celebrations; icing decoration; cake.

Surrounding:

Spatial: this object fully encloses 9 other object(s).

Zoom in: white frosting; wine glass; cup.

Zoom out: a sweet baked dessert; often decorated with icing, served at celebrations; A simple, informal meal setting, possibly a snack or light lunch; with a prepared food item ready for consumption.

Reasoning:

The object description explicitly identifies it as "a sweet baked dessert, often decorated with icing, served at celebrations". This semantic evidence overwhelmingly matches the COCOval2017 "cake" category. The spatial analysis indicating it "fully encloses 9 other object(s)" is consistent with a cake's visual structure—its bounding box typically contains multiple decorative elements like candles, glass in surrounding that are detected as separate objects. No other category in the COCOval2017 dataset (donut, pizza, bowl, etc.) fits this specific combination of attributes. Based on these reasons, it is reasonable to conclude that **the unknown object is a cake**.

Category: wine glass

Snippets:

Main: Tableware; glass transparency; wineglass.

Surrounding:


Zoom in: glass transparency; wineglass; tabletop.

Zoom out: Dinnerware; Tableware.

Reasoning:

The description contains four key phrases: "tableware," "dinnerware," "wine glass," and "glass transparency." While "tableware" and "dinnerware" are superordinate categories that could ambiguously refer to multiple COCO classes (e.g., bowl, cup, knife, spoon), the term "wine glass" represents the most specific and unambiguous lexicalization. In the COCOval2017 dataset ontology, wine glass is a distinct, fine-grained category (ID: 46), separate from generic "cup" or "bottle" classes. The explicit mention of this exact phrase directly aligns with the dataset's annotation vocabulary. The attribute "glass transparency" serves as critical confirmatory evidence. Wine glasses in the COCO dataset are characterized by their distinctive stemmed silhouette and refractive, transparent material properties—features that differentiate them from opaque ceramics (cups, bowls) or colored glass bottles. This visual evidence strongly discriminates against the "cup" category, which typically appears opaque or translucent without a stemmed structure. Based on these reasons, it is reasonable to conclude that **the unknown object is a wine glass**.

Figure 12. LLM reasoning with snippet-based prompts to predict the categories "cake" and "wine glass".



Category: **backpack**

Snippets:

Main: plastic sheen; book spine; A person is poised to interact with a bottle, suggesting a moment of refreshment or hydration in a quiet, intimate setting.

Surrounding:

Zoom in: plastic sheen; book spine.

Zoom out: A person is casually prepared to go out, with their essential items, such as a cell phone and handbag, readily available, suggesting a scene of everyday departure or commute; A person is casually sitting or standing with their personal belongings, suggesting a moment of pause or relaxation, possibly in a public or private setting, with their attention divided between their phone and other items; a fashion accessory knotted at the collar of a shirt; A person carrying a handbag; A person is outdoors, likely in a park or open field, enjoying a leisurely activity with a kite, and has a handbag nearby, suggesting a casual day out; shoulder strap; a bag with two shoulder straps worn on the back.

Reasoning:

The decisive evidence is the precise morphological descriptor "a bag with two shoulder straps worn on the back," which directly maps to the COCOval2017 backpack category (ID: 25). While "handbag" appears multiple times in the surrounding views, it functions as a colloquial generic term; the COCO taxonomy strictly differentiates backpack (dual-strap, back-mounted) from handbag (ID: 31, hand-carried/forearm). The "plastic sheen" attribute corroborates synthetic material typical of modern backpacks. Scene elements like "bottle," "cell phone," "book spine," and "fashion accessory" represent separate co-occurring objects that do not contradict the primary classification—the book spine may pattern the backpack's surface or indicate contents within. The explicit two-strap configuration provides geometric discrimination that lexically and visually overrides the ambiguous "handbag" references, aligning perfectly with the dataset's formal ontology. This confluence of structural specificity, material evidence, and contextual scene composition yields a **high-probability determination of backpack**.

Category: **person**

Snippets:

Main: A person waiting at a traffic light; A person wearing a backpack; A person talking on a cell phone.

Surrounding:

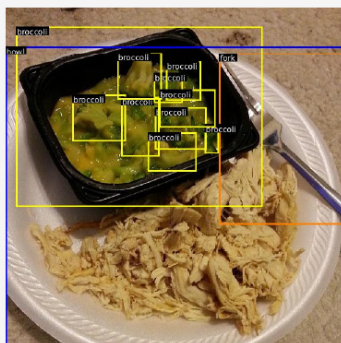
Zoom in: A person talking on a cell phone; A person is engaged in a dynamic and potentially action-packed scene, likely set in a recreational or competitive environment.

Zoom out: stop sign; A person wearing a backpack; stoplight; crosswalk

Reasoning:

All three primary view descriptions explicitly identify the object as "A person" performing distinct activities (waiting at a traffic light, wearing a backpack, talking on a cell phone). The surrounding views reinforce this by repeatedly referencing "A person" and providing contextual scene elements (stoplight, stop sign, crosswalk) that are spatially and semantically consistent with an urban pedestrian scenario. Based on these reasons, it is reasonable to conclude that **the unknown object is a person**.

Figure 13. LLM reasoning with snippet-based prompts to predict the categories "backpack" and "person".



Category: fork

Snippets:

Main: folk; metal flatware; salad fork.

Surrounding:

Spatial: This object is fully enclosed within 1 other object(s).

Zoom in: broccoli; a piece of cutlery next to a bowl; metal flatware.

Zoom out: A simple dining setting with a serving of steamed broccoli; A casual, indoor meal setting, likely a lunch or snack.

Reasoning:

Based on the visual evidence provided, object_0 is most likely a **fork** from the COCOval2017 dataset. The analysis is grounded in several key observations: The description directly states the object "appears to be: fork, salad fork"—this is the most direct evidence of its category. The surrounding scene depicts "a casual, indoor meal setting" with "steamed broccoli" and a "sandwich"—typical foods consumed with a fork. The mention of "utensils at the ready" further reinforces this is dining cutlery. The phrase "fully enclosed within 1 other object(s)" in a dining context most likely indicates the fork is on a plate or in a bowl (both common serving vessels that would 'enclose' or contain the utensil in a meal scene). This spatial arrangement is consistent with how utensils are presented during meals. Semantic Coherence: While "a piece of cutlery next to a fork" could describe a spatial arrangement between multiple utensils, the primary identifier remains the direct labeling of this object as a fork. The other cutlery mentioned is likely a separate object in the scene. Based on these reasons, it is reasonable to conclude that **the unknown object is a fork.**

Category: broccoli

Snippets:

Main: broccoli; vegetable; green.

Surrounding:

Spatial: This object is generally to the top-left of box_2 (likely a 'broccoli').

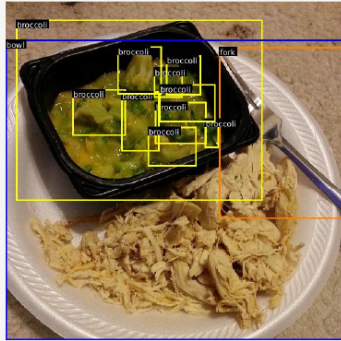
Zoom in: A informal meal setting, possibly a snack or light lunch, with a prepared food item ready for consumption.

Zoom out: A simple dining setting with a serving of steamed broccoli; A casual, indoor meal setting.

Reasoning:

For object_4, the visual evidence points to broccoli from the COCOval2017 dataset, with the analysis focusing on distinguishing content from container: The spatial analysis "fully enclosed within 1 other object(s)" is definitive. The object is inside a container, not the container itself. This is the inverse relationship of object_1 (the bowl), creating a coherent scene hierarchy. Despite the misspelling ("broccoli"), the object is explicitly identified as broccoli in all three description components. The phrase "vegetable topping" reinforces this is the actual food item, likely visible at the surface of its container. The context "preparing or about to consume a healthy meal" with "broccoli as the central food item" confirms this is the primary food object being detected, not the serving vessel. Unlike object_1, which enclosed multiple items, object_4 is described as being enclosed. This eliminates bowl/plate as possibilities and confirms **the object is a piece or serving of broccoli.**

Figure 14. LLM reasoning with snippet-based prompts to predict the categories “fork” and “broccoli”.



Category: bowl

Snippets:

Main: broccoli; bowl; dining table.

Surrounding:

Spatial: This object fully encloses 11 other object(s).

Zoom in: broccoli.

Zoom out: A simple dining setting with a serving of steamed broccoli ready to be eaten. A informal meal setting, possibly a snack or light lunch, with a prepared food item ready for consumption.

Reasoning:

Based on the spatial and contextual evidence provided for object_1(bowl), the most probable category is bowl from the COCOval2017 dataset. Here's the expert analysis: Spatial Dominance: The spatial analysis is unambiguous and decisive—"fully encloses 11 other object(s)"—which is the defining characteristic of a container. This objective spatial relationship takes precedence over any potential visual confusion in the scene description. Scene Context Alignment: The dining scene explicitly mentions "a serving of steamed broccoli ready to be eaten." Steamed broccoli is conventionally served in a bowl, not directly on a plate. This strongly corroborates the container interpretation. Content Confusion: The appearance description mentioning "broccoli" (misspelled) and "vegetable" represents a common visual analysis error where the content (broccoli) is incorrectly associated with the container (bowl). In automated detection, a bowl filled with prominent green broccoli florets can trigger dual signals. Logical Object Count: The "11 enclosed objects" likely represents individual broccoli florets or pieces within the bowl, which is consistent with how a serving of steamed broccoli would be arranged. This explains the numerical specificity. Based on these reasons, it is reasonable to conclude that the unknown object is a bowl.

Figure 15. LLM reasoning with snippet-based prompts to predict the category "bowl".