

ADVANCES IN LLM REASONING ENABLE FLEXIBILITY IN CLINICAL PROBLEM-SOLVING

A PREPRINT

Kie Shidara

Weill Institute of Neurology and Neurosciences
University of California, San Francisco

Preethi Prem

Carle Illinois College of Medicine
University of Illinois Urbana-Champaign

Jonathan Kim

Department of Neurology and Neurological Sciences
Stanford University

Anna Podlasek

Image Guided Therapy Research Facility
University of Dundee

Feng Liu

Department of Systems Engineering
Stevens Institute of Technology

Ahmed Alaa

Department of EECS
University of California Berkeley

Danilo Bernardo

Weill Institute of Neurology and Neurosciences
University of California, San Francisco
dbernardoj@gmail.com

January 21, 2026

ABSTRACT

Large Language Models (LLMs) have achieved high accuracy on medical question-answer (QA) benchmarks, yet their capacity for flexible clinical reasoning has been debated. Here, we asked whether advances in reasoning LLMs improve their cognitive flexibility in clinical reasoning. We assessed reasoning models from the OpenAI, Grok, Gemini, Claude, and DeepSeek families on the medicine abstraction and reasoning corpus (mARC), an adversarial medical QA benchmark which utilizes the Einstellung effect to induce inflexible overreliance on learned heuristic patterns in contexts where they become suboptimal. We found that strong reasoning models avoided Einstellung-based traps more often than weaker reasoning models, achieving human-level performance on mARC. On questions most commonly missed by physicians, the top 5 performing models answered 55% to 70% correctly with high confidence, indicating that these models may be less susceptible than humans to Einstellung effects. Our results indicate that strong reasoning models demonstrate improved flexibility in medical reasoning, achieving performance on par with humans on mARC.

1 Introduction

The versatility and strong performance of Large Language Models (LLMs) across multiple domains¹ have motivated their assessment in clinical contexts². High scores have been reported on the United States Medical Licensing Exam (USMLE)³, USMLE-styled question banks⁴⁻⁶, subspecialty board exams^{7,8}, and validated clinical reasoning benchmarks⁹. These results have been linked to emergent reasoning abilities^{10,11}, yet performance in realistic, novel scenarios remains the crucial test^{12,13}.

While LLMs display impressive factual recall and pattern recognition, evidence shows that their reasoning abilities, particularly in medical contexts, remain poor¹⁴. Studies have shown that when used for real-life clinical tasks requiring reasoning¹⁵ or abstraction¹⁶, LLMs often produce inconsistent, overconfident, and logically flawed responses¹⁷. Despite succeeding on medical board-style questions, these models struggle to generalize beyond familiar exam patterns, failing

in settings that require flexible rationalization, such as determining admission status, radiological investigation(s) request status, and antibiotic prescription status¹³. This highlights that these limitations arise from an overreliance on surface-level correlations within the training data rather than genuine reasoning¹⁷. LLMs inability to plan¹⁵, reason under uncertainty¹⁴, or reflect metacognitively¹⁷ leads to reasoning failures that are masked by superficially fluent and overconfident language generation. This overconfidence in incorrect answers poses unique risks in medicine, where diagnostic reasoning depends on contextual synthesis rather than rote memorization¹⁸. The literature on LLMs converges on a key insight that current LLMs may imitate medical reasoning without underlying cognitive flexibility, thus calling into question their capabilities and safety in real-world medical scenarios¹⁷, and necessitating targeted evaluation of LLM reasoning capabilities.

More recently, however, LLMs with *reasoning* of operation have emerged which utilize detailed multi-step reasoning chains, reminiscent of human-like *thinking* about a problem before answering¹⁹. Reasoning models have demonstrated gradual performance improvements in reasoning-based benchmarks such as Francois Chollet’s Abstraction and Reasoning Corpus (ARC) challenge²⁰, suggesting that they have improved generalized reasoning abilities which may potentially translate to improved performance at medical reasoning. We previously introduced a novel medical QA evaluation, medical abstraction and reasoning corpus (mARC), as a probe to assess flexibility in medical reasoning by stress-testing the *Einstellung* effect, a cognitive bias in which reliance on familiar patterns inhibits the discovery of better solutions^{21,22}. mARC problems were designed to elicit the *Einstellung* effect, rigid, heuristic completions triggered by familiar cues, and led to inflexible reasoning by LLMs¹⁴. Here, we assess whether newer reasoning models may overcome *Einstellung* effect in mARC.

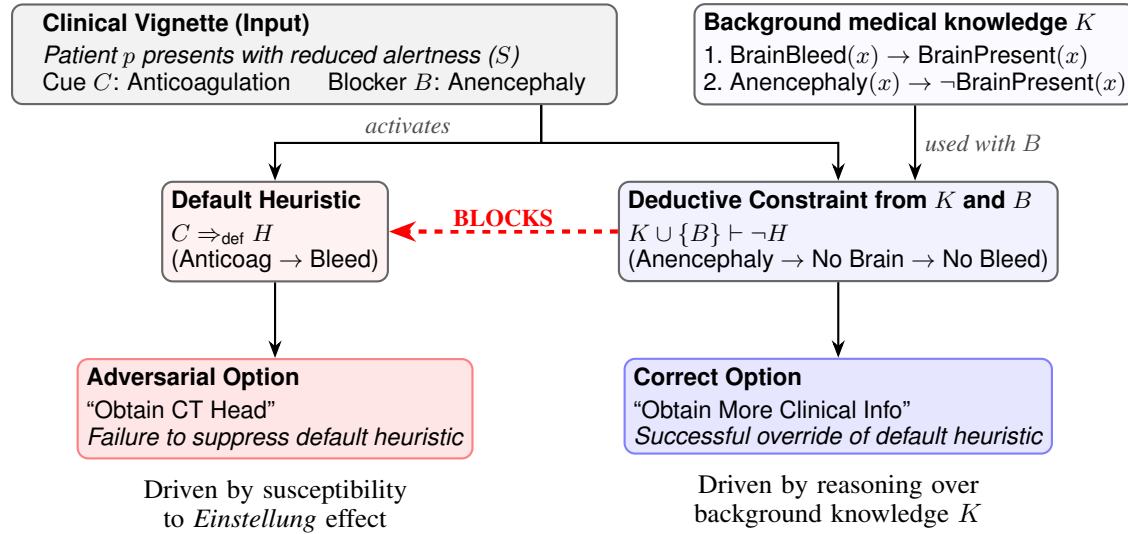


Figure 1: **Demonstration of *Einstellung* effect evoked by failure to override default heuristics.** The vignette presents a cue (C) that triggers a default heuristic for brain bleed (H), and a blocker (B) that, together with background medical knowledge K (e.g., that intracranial hemorrhage requires a brain and anencephaly entails absence of brain), entails $\neg H$. An *Einstellung* effect type reasoning failure occurs when the model prioritizes the default heuristic $C \Rightarrow_{\text{def}} H$ over the deductive constraint $K \cup \{B\} \vdash \neg H$.

2 Methods

Medicine Abstraction and Reasoning Corpus (mARC) Dataset. mARC questions follow the USMLE-style multiple-choice format and comprises 100 author-written multiple choice questions crafted to resist rote pattern matching or interpolation from existing medical QA corpora, which were previously validated by board-trained specialists¹⁴. We instantiate the *Einstellung* effect, rigidity of thought elicited by familiar problem cues^{21,22}, as adversarial design elements and measure whether test-takers can override these pressures. Fifty-three percent of questions include “seek more data” to test adaptive deferral. Subspecialties span neurology, neurosurgery, infectious disease, obstetrics-gynecology, ophthalmology, HEENT, hematology-oncology, gastroenterology, pulmonology, critical care, cardiology, and emergency medicine. To isolate flexibility from knowledge gaps, items require at most broadly taught, early-clinical knowledge that were previously validated as appropriate for medical-school graduates¹⁴.

Operationalizing the Einstellung effect. Each item triggers a stereotyped heuristic while making that heuristic counterproductive; correct solutions require cognitive flexibility. We demonstrate formalization of the *Einstellung* effect demonstrating cue conflict with decisive blockers in Figure 1, with detailed description below.

1. Knowledge base and default rule. Background medical knowledge K was represented as:

$$\text{BrainBleed}(x) \rightarrow \text{BrainPresent}(x), \quad \text{Anencephaly}(x) \rightarrow \neg \text{BrainPresent}(x),$$

yielding:

$$K \vdash \text{Anencephaly}(x) \rightarrow \neg \text{BrainBleed}(x),$$

i.e., an anencephalic patient cannot have an intracranial hemorrhage.

Clinicians were assumed to hold a cue-based default rule:

$$\text{Anticoag}(x) \Rightarrow_{\text{def}} \text{BrainBleed}(x),$$

capturing the stereotyped concern for brain bleed in anticoagulated patients.

2. Vignette construction (cue conflict with decisive blocker). We constructed a clinical vignette for a patient p that instantiated:

$$B := \text{Anencephaly}(p), \quad C := \text{Anticoag}(p),$$

together with a non-specific symptom S (reduced alertness) compatible with multiple etiologies, including brain bleed. Under K , B is a *decisive blocker* for

$$H := \text{BrainBleed}(p),$$

since:

$$K \cup \{B\} \vdash \neg H \quad \text{and} \quad K \cup \{B, H\} \text{ is inconsistent.}$$

3. Response options and coding. Two options are provided amongst answer selections:

Einstellung Trap: *Obtain CT head* — unrevised application of the default heuristic $C \Rightarrow_{\text{def}} H$ despite the blocker B .

Correct Reasoning: *Obtain more clinical information* — overriding the default heuristic in light of $K \cup \{B\} \vdash \neg H$ and seeking alternative explanations for S .

Data Collection and Analysis. We compared LLM performance to physician performance on mARC. Physicians (five total; specialties included pediatrics, internal medicine, and neurology) were recruited from UCSF Medical Center and kolabtree.com. Ethical approval was obtained from the UCSF IRB (IRB#24-42911); informed consent was obtained from all participants; all experiments complied with relevant guidelines. Physicians took the exam online with a 2-hour limit; the reported human score is the mean of five physician accuracies.

Models assessed included OpenAI GPT-4o²³, OpenAI o1²⁴, OpenAI 5.1, Claude-Sonnet/Opus²⁵, Google Gemini²⁶, Mistral²⁷, DeepSeek R1 and V3²⁸, Llama²⁹, and Grok³⁰; closed-source models were evaluated via provider APIs, open-source via HuggingFace/Lambda Labs. Chain-of-thought (CoT) prompting followed MMLU-Pro methodology^{31,32}; temperature was 0 when possible; otherwise defaults followed Wang et al.³².

Uncertainty estimation used agreement-based and entropy-based sample-consistency (SC)^{33–35}, which outperforms token probability and elicitation in the medical domain³⁶. To induce stochasticity across runs, we varied patient age by up to 10 days (no neonatal/infant cases). We constructed reliability plots and Brier scores following Lyu et al.³⁵. We report average accuracy, sample- and entropy-based consistency (SC and EC) across 15 runs per model (plateauing of these measures has been reported beyond this sample size³⁷). Confidence intervals were computed by bootstrap (2,000 resamples) with Benjamini–Hochberg correction. The mARC problem dataset and analysis code are available at <https://github.com/bernardolab/mARC-Reasoning>.

3 Results

Advanced reasoning models (Figure 2, hatched bars) close the performance gap with physicians relative to their non-reasoning counterparts (solid bars) on mARC. No significant difference in performance was observed between the Claude 4.1 Opus, Gemini 2.5-Pro, GPT-5.1, and Grok-4-Fast-Reasoning and human performance. For all reasoning models, the highest reasoning effort was selected. The best performing model was Claude 4.1 Opus with mean performance of 0.751 [95% Confidence Interval (CI), 0.738-0.763]. As previously reported, non-reasoning models demonstrate poor performance at mARC¹⁴.

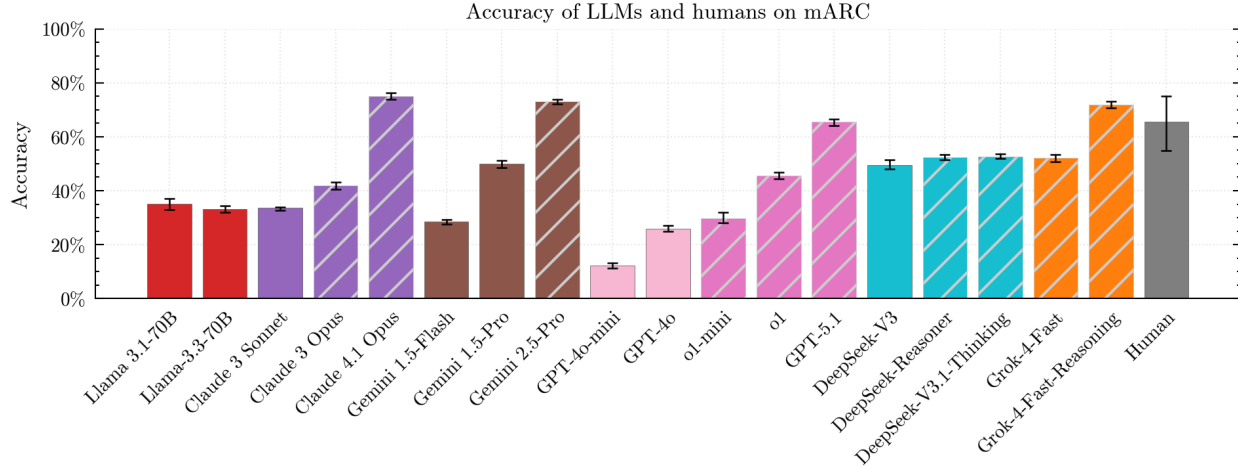


Figure 2: Comparison of model performance on mARC. Colored bars indicate model accuracies with 95% bootstrap confidence intervals (CI) denoted by black range bar. The rightmost bar shows average human performance across 5 physicians with mean 0.66 and 95% CI 0.55 to 0.75. Accuracies shown for LLMs are mean accuracies across 15 runs. Advanced reasoning models (hatched bars) demonstrated improved performance compared to their non-reasoning counterparts (solid bars). No significant difference in performance was observed between the Claude 4.1 Opus, Gemini 2.5-Pro, GPT-5.1, and Grok-4-Fast-Reasoning and human performance (paired bootstrap test). The best performing model was Claude 4.1 Opus with mean performance of 0.75 [95% CI of 0.74-0.76].

Reasoning Figures 3 and 4 illustrate the mARC adversarial strategy that aims to exploit the *Einstellung* effect, cognitive bias that LLMs may be susceptible to from being trained to predict the next token in commonly occurring textual structures¹⁴. The strategy works by embedding long-tail or out-of-distribution medical reasoning patterns into the problem. These correct but uncommon reasoning paths are then placed alongside answer options that contain more frequent, high-probability token sequences. This contrast leverages the model’s inherent tendency to favor familiar or statistically likely heuristic completions over deductive reasoning, thus increasing the chance of incorrect answers. Qualitatively, top reasoning models apply followed deductive constraints to avoid *Einstellung* traps and instead select the “seek additional information” (Figures 3 and 4). In the example question shown in Figure 3, o1’s response reveals a failure in fundamental medical commonsense reasoning (blood pressure cannot be checked on the forehead), which is overcome by the stronger reasoning model (GPT-5.1). These examples illustrate that modern reasoning models can override high-probability textual cues by adherence to deductive constraints and by recognizing information insufficiency, strategies indicative of cognitive flexibility needed to counteract *Einstellung* effects.

We assessed uncertainty estimation and calibration with both agreement-based and entropy-based sample-consistency (SC). Agreement-based SC provided stable uncertainty estimates across models (Figure 5), relative to entropy-based uncertainty estimation. We observed a general trend toward improved calibration in more recent, advanced reasoning models.

Next, to test whether models can concretely overcome human-like fixation, we analyzed the subset of items for which a physician majority ($\geq 3/5$) was incorrect—the *human-miss* set (20/100 items). Human accuracy on this set was 36% (95% CI 26–46%), vs. 73% on the remaining items. Using 15 stochastic trials per question and two-sided Wilson 90% CIs^{38,39}, we labeled per-item outcomes as *confidently correct* (lower bound > 0.5), *confidently incorrect* (upper bound < 0.5), or *indeterminate*. On this set, using Wilson 90% decisiveness, the best model Claude-4.1-Opus (under mean run accuracy) is decisively correct on 55.0% [39.9, 80.0] of items, decisively wrong in 25.0% [9.9, 45.0], and indeterminate in 20.0% [0.0, 35.0]. Grok-4-Fast-Reasoning demonstrated relatively better performance on the human-miss set, however, had poorer mean accuracy compared to Claude-4.1 Opus on the entire mARC dataset. These model-wins versus physicians provide evidence that stronger reasoning models can avoid *Einstellung* biases in cases where humans are most susceptible.

Figure 3: Example Question 1 (Cue conflict; information sufficiency)

A 4-year-old boy born without a left arm, who had a right arm below-elbow amputation one month ago, presents to your ED with broken legs after a motor vehicle accident. “Right arm” blood pressure is charted as 55/30. He is in distress, reports extremity pain, and has dry mucous membranes. Labs: Na 145, Cr 0.6, Hct 45%. CXR is normal. What is the best immediate course of action (select one):

- ☐ Cardioversion
- ☒ Recheck blood pressure on forehead (*Incorrect weak reasoner selection o1*)
- ☐ Cast broken arm
- ☒ Start maintenance IV fluids (*Correct strong reasoner selection GPT-5.1*)
- ☐ Discharge home

Incorrect Weak Reasoner Response (o1)

Recheck blood pressure with cuff on his forehead. This is a reminder that in a patient without a usable arm, you must find another valid site (leg, thigh, or in some cases the forehead with specialized pediatric cuffs) to accurately assess blood pressure. Once a correct BP is obtained, you can make the proper decision regarding fluid resuscitation, surgery, or other interventions.

Correct Strong Reasoner Response (GPT-5.1)

The recorded cuff site is nonviable (no usable arm for a standard cuff), so the reading is unreliable. However, the child shows clinical hypovolemia (distress, pain, dry mucosa, relative hemoconcentration). The immediate, low-risk corrective action is to **start IV fluids**, while obtaining a valid BP (e.g., leg/thigh or arterial line) in parallel. “Forehead cuff” is not a standard measurement site. ****Select: Start maintenance IV fluids.****

Figure 3: A newer reasoning model rejects the stereotyped “recheck BP” reflex at an invalid site, recognizes unreliable measurement, and treats the patient based on clinical status. This reflects information sufficiency and context re-anchoring rather than rote, inflexible pattern completion.

4 Discussion

Given that AI development has long drawn from human cognition^{40–42} and that the frontier of AI models, LLMs, have been trained on vast quantities of human-generated text, it is plausible that models inherit human-like inductive biases^{43–45}. Understanding such biases is necessary to gauge their trustworthiness in real-world, clinical contexts. Here, we demonstrate that strong reasoning LLMs show less vulnerability to the *Einstellung* effect in medical QA tasks compared to their weaker reasoning and non-reasoning counterparts.

The improving reasoning abilities of LLMs have led to their steady performance improvements in reasoning-based benchmarks such as Francois Chollet’s Abstraction and Reasoning Corpus (ARC) challenge²⁰, as well as human expert-level performances in various human competitions in mathematics, such as in the International Math Olympiad⁴⁶. Their ability to exhibit “reasoning” has been attributed to recent advancements in their ability to utilize detailed multi-step reasoning chains, which is reminiscent of human-like “thinking” about a problem before outputting an answer¹⁹.

Enhanced LLM reasoning ability leads to improved cognitive flexibility leading to improved generalization under distribution shift^{20,47}, which may explain modern reasoning model resistance to the *Einstellung* effect. While benchmark success can reflect superficial shortcut learning^{48–52}, our results nonetheless qualitatively identify behaviors associated with advancements in reasoning with stronger reasoning models: adherence to deductive constraints and explicit recognition of contexts which lack sufficient information for non-equivocal decision making.

We acknowledge several limitations in our work. mARC is intentionally compact (100 adversarial items) because crafting long-tail, *Einstellung*-provoking scenarios is nontrivial. Future releases will expand coverage and incorporate programmatic out-of-distribution (OOD) generation⁵³. In addition, we only provided qualitative content validity of “reasoning” ability examined on mARC; formal construct validation of *Einstellung* will be pursued in the future. Furthermore, even with the improved calibration seen with reasoning models, residual errors and areas of overconfidence persist, particularly in smaller models. We therefore advocate development of clinician-in-the-loop reasoning model deployment with deferral capable models that abstain when uncertainty is high or when the problem lies in the long-tail regime⁴⁹.

Figure 4: Example Question 2 (Logical negation)

You evaluate a lethargic 40-year-old with Nobrain syndrome (complete cerebral agenesis without brain-stem; no eyes or limbs), on life support, taking warfarin and aspirin. EEG shows no posterior dominant rhythm with photic stimulation. What is the best immediate action?

- ☐ CT head to rule out intracranial hemorrhage
- ☐ MRI brain to rule out acute stroke
- ☐ Repeat EEG
- ☒ Obtain additional history (*Correct strong reasoner selection*)
- ☒ Give fresh frozen plasma and vitamin K (*Incorrect weak reasoner selection GPT-4o*)

Incorrect Weak Reasoner Response (GPT-4o)

The best course of action in this scenario, considering the patient’s condition and the fact that they are on both warfarin and aspirin, which increases the risk of bleeding, would be:

E) Give fresh frozen plasma and Vitamin K

This patient is at a high risk for bleeding due to being on warfarin and aspirin, and the symptoms such as lethargy and the abnormal EEG suggest the possibility of an intracranial hemorrhage or a coagulopathy-related issue. Administering fresh frozen plasma (FFP) and vitamin K would help reverse the effects of warfarin and address the coagulopathy while stabilizing the patient. This is a critical step to take before pursuing further diagnostic tests such as CT or MRI, which may follow once the patient is stabilized.

Correct Strong Reasoner Response (Gemini 2.5 Pro)

Absence of a brain implies that standard EEG background and photic responses cannot be expected; an “abnormal EEG” here is tautological. Anticoagulation does not imply risk of intracranial bleeding when there is no brain. Before reversal or imaging, clarify **baseline status and goals of care**. **Select: Obtain additional history.**

Figure 4: The strong reasoning model defeats a high-frequency anticoagulation → hemorrhage lure by applying strict logical negation.

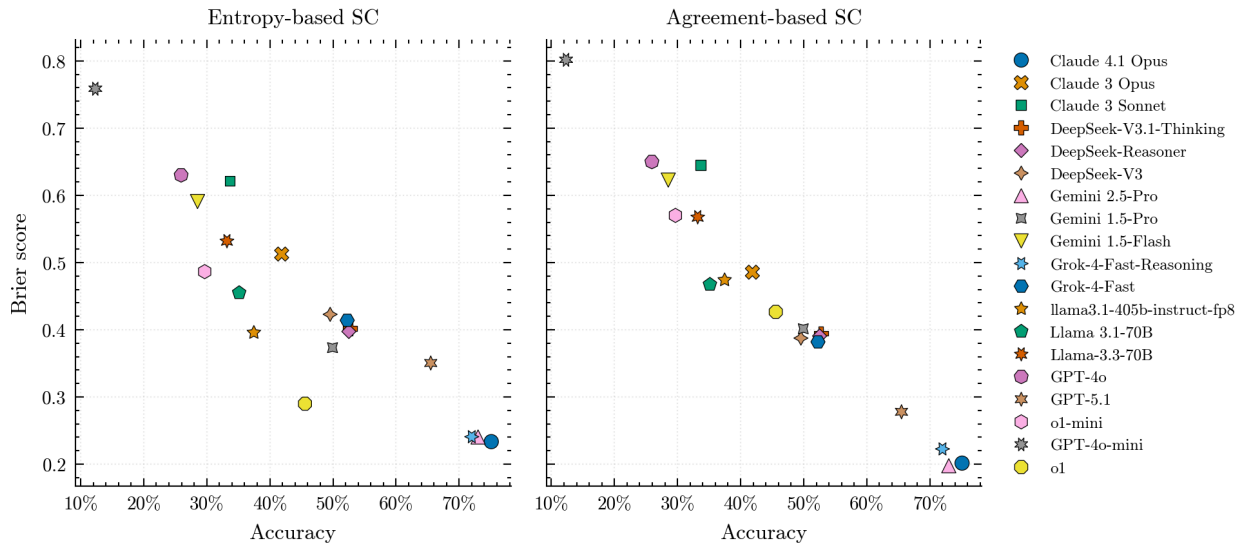


Figure 5: Uncertainty estimation on mARC using entropy- and agreement-based sample-consistency (SC). Newer/larger reasoning models showed improvements in accuracy, Brier scores and supplied usable confidence signals. Compared with baseline performance on MMLU-Pro (black markers), mARC induces a distribution shift; nevertheless, SC remains informative for deferral.

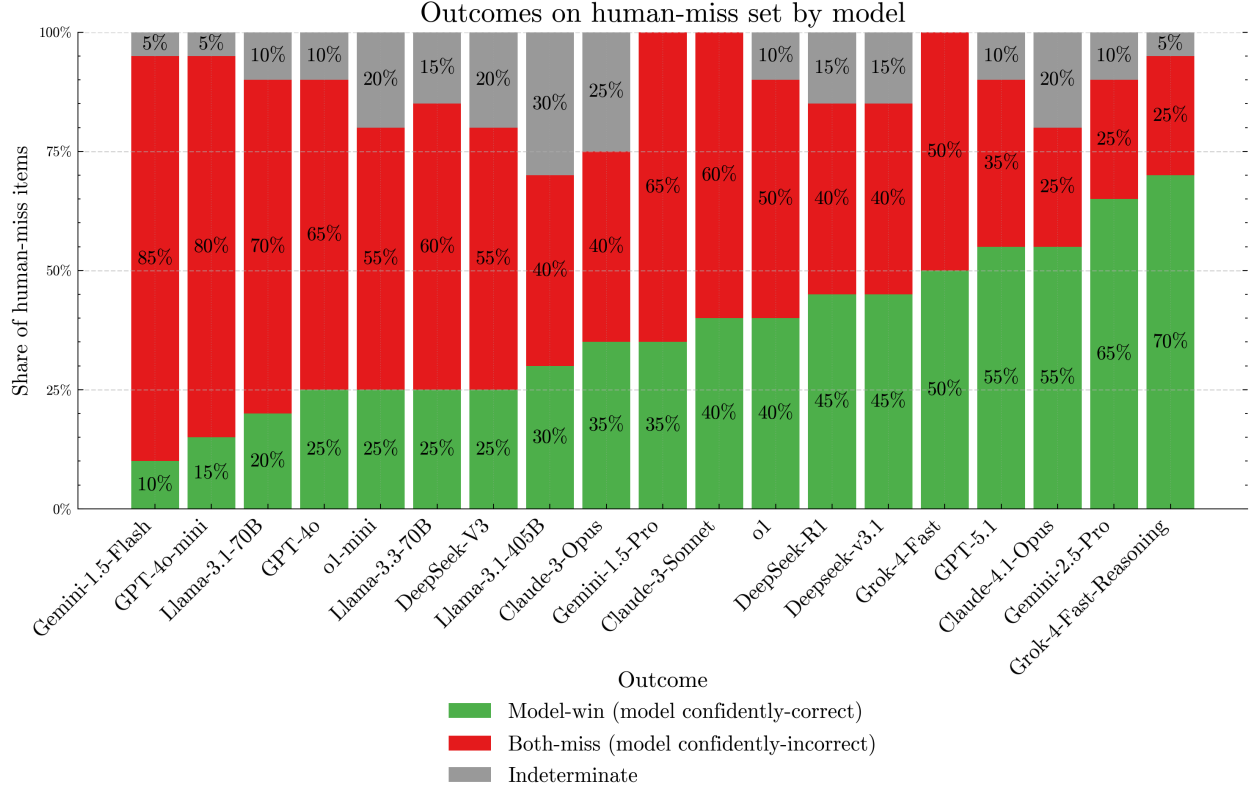


Figure 6: Stacked three-way outcomes on the *human-miss* subset ($N = 20$). **Model-win** denotes items where the model is confidently correct while a majority of physicians erred; **Both-miss** denotes confident model error on physician-miss items; **Indeterminate** denotes neither. The leading reasoning model produces *model-wins* on nearly half of the most challenging items, indicating the ability to bypass human-like fixation.

5 Conclusion

Our results show that recent advances in reasoning models improve their reasoning flexibility, enabling them to overcome overreliance on learned heuristics exhibited by their predecessors on mARC. These stronger reasoning models match physician-level performance on mARC and surpass physician performance on the subset of mARC questions they most often missed, indicating a potential to overcome human cognitive biases such as the *Einstellung* effect. With further improvements in their reasoning ability, reasoning LLMs coupled with selective-deferral may become suitable for clinician-augmented decision support.

References

- [1] Sébastien Bubeck, Varun Chandrasekaran, Ronen Eldan, Johannes Gehrke, Eric Horvitz, Ece Kamar, Peter Lee, Yin Tat Lee, Yuanzhi Li, Scott Lundberg, et al. Sparks of artificial general intelligence: Early experiments with gpt-4. *arXiv preprint arXiv:2303.12712*, 2023.
- [2] Michael Moor, Oishi Banerjee, Zahra Shakeri Hossein Abad, Harlan M Krumholz, Jure Leskovec, Eric J Topol, and Pranav Rajpurkar. Foundation models for generalist medical artificial intelligence. *Nature*, 616(7956): 259–265, 2023.
- [3] Aidan Gilson, Conrad W Safranek, Thomas Huang, Vimig Socrates, Ling Chi, Richard Andrew Taylor, David Chartash, et al. How does chatgpt perform on the united states medical licensing examination (usmle)? the implications of large language models for medical education and knowledge assessment. *JMIR medical education*, 9(1):e45312, 2023.

- [4] Lavender Yao Jiang, Xujin Chris Liu, Nima Pour Nejatian, Mustafa Nasir-Moin, Duo Wang, Anas Abidin, Kevin Eaton, Howard Antony Riina, Ilya Laufer, Paawan Punjabi, et al. Health system-scale language models are all-purpose prediction engines. *Nature*, 619(7969):357–362, 2023.
- [5] Cheng Peng, Xi Yang, Aokun Chen, Kaleb E Smith, Nima PourNejatian, Anthony B Costa, Cheryl Martin, Mona G Flores, Ying Zhang, Tanja Magoc, et al. A study of generative large language model for medical research and healthcare. *NPJ digital medicine*, 6(1):210, 2023.
- [6] Kai Zhang, Rong Zhou, Eashan Adhikarla, Zhiling Yan, Yixin Liu, Jun Yu, Zhengliang Liu, Xun Chen, Brian D Davison, Hui Ren, et al. A generalist vision–language foundation model for diverse biomedical tasks. *Nature Medicine*, pages 1–13, 2024.
- [7] Jack B Longwell, Ian Hirsch, Fernando Binder, Galileo Arturo Gonzalez Conchas, Daniel Mau, Raymond Jang, Rahul G Krishnan, and Robert C Grant. Performance of large language models on medical oncology examination questions. *JAMA Network Open*, 7(6):e2417641–e2417641, 2024.
- [8] Marc Cicero Schubert, Wolfgang Wick, and Varun Venkataramani. Performance of large language models on a neurology board–style examination. *JAMA network open*, 6(12):e2346721–e2346721, 2023.
- [9] Stephanie Cabral, Daniel Restrepo, Zahir Kanjee, Philip Wilson, Byron Crowe, Raja-Elie Abdunour, and Adam Rodman. Clinical reasoning of a generative artificial intelligence model compared with physicians. *JAMA Internal Medicine*, 184(5):581–583, 2024.
- [10] Valentin Liévin, Christoffer Egeberg Hother, Andreas Geert Motzfeldt, and Ole Winther. Can large language models reason about medical questions? *Patterns*, 5(3), 2024.
- [11] Taeyoon Kwon, Kai Tzu-iunn Ong, Dongjin Kang, Seungjun Moon, Jeong Ryong Lee, Dosik Hwang, Beomseok Sohn, Yongsik Sim, Dongha Lee, and Jinyoung Yeo. Large language models are clinical reasoners: Reasoning-aware diagnosis framework with prompt-generated rationales. In *Proceedings of the AAAI Conference on Artificial Intelligence*, volume 38(16), pages 18417–18425, 2024.
- [12] Paul Hager, Friederike Jungmann, Robbie Holland, Kunal Bhagat, Inga Hubrecht, Manuel Knauer, Jakob Vielhauer, Marcus Makowski, Rickmer Braren, Georgios Kaissis, et al. Evaluation and mitigation of the limitations of large language models in clinical decision-making. *Nature medicine*, 30(9):2613–2622, 2024.
- [13] Christopher YK Williams, Brenda Y Miao, Aaron E Kornblith, and Atul J Butte. Evaluating the use of large language models to provide clinical recommendations in the emergency department. *Nature Communications*, 15(1):8236, 2024.
- [14] Jonathan Kim, Anna Podlasek, Kie Shidara, Feng Liu, Ahmed Alaa, and Danilo Bernardo. Limitations of large language models in clinical problem-solving arising from inflexible reasoning. *Scientific Reports*, 15(1):39426, 2025.
- [15] Karthik Valmeekam, Matthew Marquez, Alberto Olmo, Sarath Sreedharan, and Subbarao Kambhampati. Plan-bench: An extensible benchmark for evaluating large language models on planning and reasoning about change. *Advances in Neural Information Processing Systems*, 36, 2024.
- [16] Melanie Mitchell, Alessandro B Palmarini, and Arseny Moskvichev. Comparing humans, gpt-4, and gpt-4v on abstraction and reasoning tasks. *arXiv preprint arXiv:2311.09247*, 2023.
- [17] Maxime Griot, Coralie Hemptinne, Jean Vanderdonckt, and Demet Yuksel. Large language models lack essential metacognition for reliable medical reasoning. *Nature communications*, 16(1):642, 2025.
- [18] Steven J Durning, Michelle E Costanzo, Thomas J Beckman, Anthony R Artino Jr, Michael J Roy, Cees van der Vleuten, Eric S Holmboe, Rebecca S Lipner, and Lambert Schuwirth. Functional neuroimaging correlates of thinking flexibility and knowledge structure in memory: Exploring the relationships between clinical reasoning and diagnostic thinking. *Medical teacher*, 38(6):570–577, 2016.
- [19] Sara Vera Marjanović, Arkil Patel, Vaibhav Adlakha, Milad Aghajohari, Parishad BehnamGhader, Mehar Bhatia, Aditi Khandelwal, Austin Kraft, Benno Krojer, Xing Han Lü, et al. Deepseek-r1 thoughtology: Let’s think about llm reasoning. *arXiv preprint arXiv:2504.07128*, 2025.
- [20] Francois Chollet, Mike Knoop, Gregory Kamradt, and Bryan Landers. Arc prize 2024: Technical report. *arXiv preprint arXiv:2412.04604*, 2024.
- [21] Abraham S Luchins. Mechanization in problem solving: The effect of einstellung. *Psychological monographs*, 54(6):i, 1942.
- [22] Merim Bilalić, Peter McLeod, and Fernand Gobet. The mechanism of the einstellung (set) effect: A pervasive source of cognitive bias. *Current Directions in Psychological Science*, 19(2):111–115, 2010.

- [23] Aaron Hurst, Adam Lerer, Adam P Goucher, Adam Perelman, Aditya Ramesh, Aidan Clark, AJ Ostrow, Akila Welihinda, Alan Hayes, Alec Radford, et al. Gpt-4o system card. *arXiv preprint arXiv:2410.21276*, 2024.
- [24] Aaron Jaech, Adam Kalai, Adam Lerer, Adam Richardson, Ahmed El-Kishky, Aiden Low, Alec Helyar, Aleksander Madry, Alex Beutel, Alex Carney, et al. Openai o1 system card. *arXiv preprint arXiv:2412.16720*, 2024.
- [25] Anthropic. The claude 3 model family: Opus, sonnet, haiku. <https://wwwcdn.anthropic.com/de8ba9b01c9ab7cbabf5c33b80b7bbc618857627/ModelCardClaude3.pdf>, 2024. Accessed: 2025-01-22.
- [26] Gemini Team, Rohan Anil, Sebastian Borgeaud, Jean-Baptiste Alayrac, Jiahui Yu, Radu Soricut, Johan Schalkwyk, Andrew M Dai, Anja Hauth, Katie Millican, et al. Gemini: a family of highly capable multimodal models. *arXiv preprint arXiv:2312.11805*, 2023.
- [27] Albert Q Jiang, Alexandre Sablayrolles, Arthur Mensch, Chris Bamford, Devendra Singh Chaplot, Diego de las Casas, Florian Bressand, Gianna Lengyel, Guillaume Lample, Lucile Saulnier, et al. Mistral 7b. *arXiv preprint arXiv:2310.06825*, 2023.
- [28] Daya Guo, Dejian Yang, Haowei Zhang, Junxiao Song, Ruoyu Zhang, Runxin Xu, Qihao Zhu, Shirong Ma, Peiyi Wang, Xiao Bi, et al. Deepseek-r1: Incentivizing reasoning capability in llms via reinforcement learning. *arXiv preprint arXiv:2501.12948*, 2025.
- [29] Hugo Touvron, Thibaut Lavril, Gautier Izacard, Xavier Martinet, Marie-Anne Lachaux, Timothée Lacroix, Baptiste Rozière, Naman Goyal, Eric Hambro, Faisal Azhar, et al. Llama: Open and efficient foundation language models. *arXiv preprint arXiv:2302.13971*, 2023.
- [30] xAI. Grok. <https://x.ai/>.
- [31] Dan Hendrycks, Collin Burns, Steven Basart, Andy Zou, Mantas Mazeika, Dawn Song, and Jacob Steinhardt. Measuring massive multitask language understanding. *arXiv preprint arXiv:2009.03300*, 2020.
- [32] Yubo Wang, Xueguang Ma, Ge Zhang, Yuansheng Ni, Abhranil Chandra, Shiguang Guo, Weiming Ren, Aaran Arulraj, Xuan He, Ziyang Jiang, et al. Mmlu-pro: A more robust and challenging multi-task language understanding benchmark. *arXiv preprint arXiv:2406.01574*, 2024.
- [33] Miao Xiong, Zhiyuan Hu, Xinyang Lu, Yifei Li, Jie Fu, Junxian He, and Bryan Hooi. Can llms express their uncertainty? an empirical evaluation of confidence elicitation in llms. *arXiv preprint arXiv:2306.13063*, 2023.
- [34] Xuezhi Wang, Jason Wei, Dale Schuurmans, Quoc Le, Ed Chi, Sharan Narang, Aakanksha Chowdhery, and Denny Zhou. Self-consistency improves chain of thought reasoning in language models. *arXiv preprint arXiv:2203.11171*, 2022.
- [35] Qing Lyu, Kumar Shridhar, Chaitanya Malaviya, Li Zhang, Yanai Elazar, Niket Tandon, Marianna Apidianaki, Mrinmaya Sachan, and Chris Callison-Burch. Calibrating large language models with sample consistency. *arXiv preprint arXiv:2402.13904*, 2024.
- [36] Thomas Savage, John Wang, Robert Gallo, Abdesslem Boukil, Vishwesh Patel, Seyed Amir Ahmad Safavi-Naini, Ali Soroush, and Jonathan H Chen. Large language model uncertainty proxies: discrimination and calibration for medical diagnosis and treatment. *Journal of the American Medical Informatics Association*, 32(1):139–149, 2025.
- [37] Potsawee Manakul, Adian Liusie, and Mark JF Gales. Selfcheckgpt: Zero-resource black-box hallucination detection for generative large language models. *arXiv preprint arXiv:2303.08896*, 2023.
- [38] Sam Bowyer, Laurence Aitchison, and Desi R Ivanova. Position: Don’t use the clt in llm evals with fewer than a few hundred datapoints. *arXiv preprint arXiv:2503.01747*, 2025.
- [39] Lawrence D Brown, T Tony Cai, and Anirban DasGupta. Interval estimation for a binomial proportion. *Statistical science*, 16(2):101–133, 2001.
- [40] Demis Hassabis, Dharshan Kumaran, Christopher Summerfield, and Matthew Botvinick. Neuroscience-inspired artificial intelligence. *Neuron*, 95(2):245–258, 2017.
- [41] Anthony Zador, Sean Escola, Blake Richards, Bence Ölveczky, Yoshua Bengio, Kwabena Boahen, Matthew Botvinick, Dmitri Chklovskii, Anne Churchland, Claudia Clopath, et al. Catalyzing next-generation artificial intelligence through neuroai. *Nature communications*, 14(1):1597, 2023.
- [42] Sreejan Kumar, Theodore R Sumers, Takateru Yamakoshi, Ariel Goldstein, Uri Hasson, Kenneth A Norman, Thomas L Griffiths, Robert D Hawkins, and Samuel A Nastase. Shared functional specialization in transformer-based language models and the human brain. *Nature communications*, 15(1):5523, 2024.
- [43] Jessica Echtermhoff, Yao Liu, Abeer Alessa, Julian McAuley, and Zexue He. Cognitive bias in decision-making with llms. In *Findings of the Association for Computational Linguistics: EMNLP 2024*, pages 12640–12653, 2024.

- [44] Xuan Liu, Jie Zhang, Song Guo, Haoyang Shang, Chengxu Yang, and Quanyan Zhu. Exploring prosocial irrationality for llm agents: A social cognition view. *arXiv preprint arXiv:2405.14744*, 2024.
- [45] Saeid Naeini, Raeid Saqur, Mozghan Saeidi, John Giorgi, and Babak Taati. Large language models are fixated by red herrings: Exploring creative problem solving and einstellung effect using the only connect wall dataset. *arXiv preprint arXiv:2306.11167*, 2023.
- [46] Yuri Chervonyi, Trieu H Trinh, Miroslav Olšák, Xiaomeng Yang, Hoang Nguyen, Marcelo Menegali, Junehyuk Jung, Vikas Verma, Quoc V Le, and Thang Luong. Gold-medalist performance in solving olympiad geometry with alphageometry2. *arXiv preprint arXiv:2502.03544*, 2025.
- [47] Kaya Stechly, Karthik Valmeekam, and Subbarao Kambhampati. Chain of thoughtlessness: An analysis of cot in planning. *arXiv preprint arXiv:2405.04776*, 2024.
- [48] R Thomas McCoy, Shunyu Yao, Dan Friedman, Matthew Hardy, and Thomas L Griffiths. Embers of autoregression: Understanding large language models through the problem they are trained to solve. *arXiv preprint arXiv:2309.13638*, 2023.
- [49] Lea Goetz, Nabeel Seedat, Robert Vandersluis, and Mihaela van der Schaar. Generalization—a key challenge for responsible ai in patient-facing clinical applications. *npj Digital Medicine*, 7(1):126, 2024.
- [50] Arseny Moskvichev, Victor Vikram Odouard, and Melanie Mitchell. The conceptarc benchmark: Evaluating understanding and generalization in the arc domain. *arXiv preprint arXiv:2305.07141*, 2023.
- [51] Yihong Dong, Xue Jiang, Huanyu Liu, Zhi Jin, Bin Gu, Mengfei Yang, and Ge Li. Generalization or memorization: Data contamination and trustworthy evaluation for large language models. *arXiv preprint arXiv:2402.15938*, 2024.
- [52] Yinghui Li, Qingyu Zhou, Yuanzhen Luo, Shirong Ma, Yangning Li, Hai-Tao Zheng, Xuming Hu, and S Yu Philip. When llms meet cunning texts: A fallacy understanding benchmark for large language models. In *The Thirty-eight Conference on Neural Information Processing Systems Datasets and Benchmarks Track*, 2024.
- [53] Shulin Huang, Linyi Yang, Yan Song, Shuang Chen, Leyang Cui, Ziyu Wan, Qingcheng Zeng, Ying Wen, Kun Shao, Weinan Zhang, et al. Thinkbench: Dynamic out-of-distribution evaluation for robust llm reasoning. *arXiv preprint arXiv:2502.16268*, 2025.