

# Trace Validation of Unmodified Concurrent Systems with OmniLink

FINN HACKETT, University of British Columbia, Canada

EVAN WRENCH, University of British Columbia, Canada

PETER MACKO, MongoDB, USA

A. JESSE JIRYU DAVIS, MongoDB Research, USA

YUANHAO WEI, University of British Columbia, Canada

IVAN BESCHASTNIKH, University of British Columbia, Canada

Concurrent systems are notoriously difficult to validate: subtle bugs may only manifest under rare thread interleavings, and existing tools often require intrusive instrumentation or unrealistic execution models. We present **OmniLink**, a new methodology for validating concurrent implementations against high-level specifications in  $TLA^+$ . Unlike prior  $TLA^+$  based approaches which use a technique called trace validation, OmniLink treats system events as black boxes with a timebox in which they occurred and a meaning in  $TLA^+$ , solving for a logical total order of actions. Unlike prior approaches based on linearizability checking, which already solves for total orders of actions with timeboxes, OmniLink uses a flexible specification language, and offers a different linearizability checking method based on off-the-shelf model checking. OmniLink offers different features compared existing linearizability checking tools, and we show that it outperforms the state of the art on large scale validation tasks.

Our evaluation validates WiredTiger, a state-of-the-art industrial database storage layer, as well as Balanced Augmented Tree (BAT), a state-of-the-art lock-free data structure from the research community, and ConcurrentQueue, a popular lock-free queue featuring aggressive performance optimizations. We use OmniLink to improve WiredTiger’s existing  $TLA^+$  model, as well as develop new  $TLA^+$  models that closely match the behavior of the modeled systems, including non-linearizable behaviors. OmniLink is able to find known bugs injected into the systems under test, as well as help discover two previously unknown bugs (1 in BAT, 1 in ConcurrentQueue), which we have confirmed with the authors of those systems.

## 1 Introduction

Building correct concurrent systems remains a persistent software engineering challenge. Subtle bugs may only manifest under rare thread interleavings, long after systems are deployed in production. Conventional testing often fails to expose such errors, and while model checking and formal verification provide strong guarantees, they require simplified models that may diverge from real implementations. The gap between an abstract specification and a deployed system leaves developers with few practical tools for validating whether their code truly behaves as intended under concurrency.

*Trace validation* offers a promising middle ground between lightweight testing and full verification. Rather than attempting to prove correctness of all possible executions, trace validation asks whether a *concrete execution* of the system is consistent with the behaviors allowed by a specification. A trace is collected from a running system, and the validator checks if there exists some sequence of specification actions that could have produced the same observable outcomes. This style of validation has been explored in multiple contexts [6, 22, 29, 41], from distributed protocols to storage systems, because it combines two desirable properties: it scales to realistic implementations, and it leverages the precision of formal models to detect inconsistencies.

---

Authors’ Contact Information: Finn Hackett, University of British Columbia, Vancouver, Canada, fhackett@cs.ubc.ca; Evan Wrench, University of British Columbia, Vancouver, Canada, ewrench@student.ubc.ca; Peter Macko, MongoDB, USA, peter.macko@mongodb.com; A. Jesse Jiryu Davis, MongoDB Research, USA, jesse@mongodb.com; Yuanhao Wei, University of British Columbia, Vancouver, Canada, yuanhaow@cs.ubc.ca; Ivan Beschastnikh, University of British Columbia, Vancouver, Canada, bestchai@cs.ubc.ca.

Despite its promise, existing trace validation techniques fall short for concurrent systems. Most prior work relies on a *single serialized log*, which reduces concurrency to a sequential execution and obscures the very interleavings most likely to trigger bugs. The only approach that supports true concurrency is TraceLink [22], but it relies on invasive vector clock [13] instrumentation, making it infeasible to adopt outside of systems build with the PGo system compiler [23].

On the other hand, linearizability checking is an established field that aims for a similar result: checking whether concurrent operations on a data structure can be interpreted as a valid sequence of atomic actions. Conventional linearizability checking [35, 55] is done using specialized algorithms, and relies on checker-specific correctness specifications which are usually composed of known-correct primitives (registers, dictionaries, and similar objects). For complex linearization semantics, there is no way to check that they themselves work as intended.

In this paper, we present **OmniLink**, a new methodology that addresses the limitations of both trace validation and linearizability checking. OmniLink checks specifications in  $\text{TLA}^+$ , an established modeling language in which models can be automatically checked for self-consistency and arbitrary correctness properties. This allows us to write more complex and robust linearizability semantics than currently possible. OmniLink also adopts the timeboxes and actions from linearizability checkers, and adapts linearizability checking to run on the TLC model checker. We test the performance characteristics of using a model checker and find that OmniLink performs better at scale than a state-of-the-art linearizability checker used in both academia and industry [3].

Given a  $\text{TLA}^+$  specification that describes a concurrent system’s API-level behavior, OmniLink generates a fuzzer template, requiring a user to fill out glue code that randomly operates the system under test. Using this fuzzing routine, OmniLink runs randomized multithreaded workloads, records executions, and records the start and end time of each API call. These timeboxes capture the concurrency of real executions without any of the limitations of conventional trace validation, and OmniLink provides linearizability solving  $\text{TLA}^+$  properties that allow the TLC [31] model checker to perform linearizability checking.

To explore rare thread interleavings, OmniLink integrates with the *rr* [39] record/replay framework, enabling deterministic record and replay of executions, as well randomization of thread scheduling. Together with model checker-based linearizability solving, OmniLink can use *rr*’s low level record/replay to discover and deterministically reproduce rare threading edge cases comprising hundreds of thousands of operations and precisely validate these against  $\text{TLA}^+$  semantics.

We use OmniLink to validate three systems: the WiredTiger [56] storage engine underlying MongoDB, an advanced concurrent data structure called Balanced Augmented Tree (BAT) [57], and the popular ConcurrentQueue [8], a lock-free queue with aggressive performance optimizations. Our results show that OmniLink finds two previously unknown bugs, one in BAT and one in ConcurrentQueue. It is also able to reproduce known bugs, as well as help improve  $\text{TLA}^+$  models using real implementation executions.

In summary, this paper makes the following contributions:

- ★ We introduce OmniLink, a general-purpose trace validation approach that adapts linearizability checking to run on the TLC model checker using  $\text{TLA}^+$ , in order to validate unmodified concurrent systems.
- ★ OmniLink supports true multithreaded traces. By reasoning about interval-based timestamps, it avoids the limitations of existing trace validation techniques for  $\text{TLA}^+$ .
- ★ OmniLink outperforms state-of-the-art dedicated linearizability checkers at scale, making validation practical for larger system traces.
- ★ OmniLink connects traces of real executions with  $\text{TLA}^+$  specifications, allowing developers to reuse existing models.

- ★ We apply OmniLink to complex systems, finding previously unknown bugs and mismatches, which have been confirmed by the system authors.

## 2 Background

### 2.1 TLA<sup>+</sup> and System Modeling

TLA<sup>+</sup> (Temporal Logic of Actions) is a formal specification language for modeling and reasoning about concurrent and distributed systems [33]. A TLA<sup>+</sup> specification describes a system in terms of its *state variables*, its *initial state predicate* (*Init*), and its *next-state relation* (*Next*), which defines how states evolve over time. The logic supports reasoning about both safety properties and liveness properties through temporal operators.

TLA<sup>+</sup> specifications are written in a high-level, declarative style that abstracts away implementation details while preserving system semantics. This makes TLA<sup>+</sup> particularly well suited for exploring design choices, checking invariants, and validating system-level assumptions.

### 2.2 TLC Model Checking

The TLA<sup>+</sup> toolkit includes *TLC*, an explicit-state model checker that exhaustively explores the state space of a TLA<sup>+</sup> specification [58]. TLC evaluates the specification’s possible behaviors to verify whether invariants and temporal properties hold. Each explored state corresponds to a possible configuration of the system’s variables, and each transition corresponds to an application of the *Next* relation.

Because TLC explores all reachable states within the bounds of the specification, it can detect violations such as deadlocks, invariant breaches, or unexpected liveness failures. However, the state space can grow exponentially with the number of variables and processes, so specifications often require abstraction or symmetry reduction to remain tractable.

### 2.3 Linearizability

Linearizability [26] is a key correctness condition for concurrent and distributed systems that implement shared objects. It requires that every operation on a concurrent object appears to take effect instantaneously at some point between its invocation and response. This allows concurrent executions to be understood as if they occurred sequentially, preserving the intuitive semantics of atomic operations.

Formally, a history (or execution trace) is linearizable if its operations can be reordered into a legal sequential history that respects real-time ordering. Linearizability provides a strong and compositional guarantee, making it the standard consistency condition for concurrent data structures, replicated systems, and many distributed protocols.

### 2.4 Trace Validation

Trace validation is the process of comparing observed system execution traces against a specification to ensure conformance. In the context of TLA<sup>+</sup>, validation involves checking whether recorded traces from an implementation can be interpreted as behaviors allowed by the specification. This technique is useful when exhaustive model checking is infeasible or when one wishes to test a real system’s behavior against a formal model.

Trace validation complements model checking: while TLC verifies properties on the model, trace validation checks that the *implementation* adheres to the same logical constraints. Together, they enable formal reasoning about implementation behavior without considering the implementation itself.

### 3 OmniLink’s Assumptions

In this section, we document key assumptions of the OmniLink work, including what OmniLink does and does not trust. OmniLink’s Trusted Compute Base (TCB) includes: the TLC model checker, its logging utility, OmniLink’s TLA<sup>+</sup> linearizability logic, and auxiliary tooling that manages trace data. Notably, OmniLink trusts neither the system being traced, the implementation logging statements, nor the model used for validation. If the behavior of one of these is not consistent with the others, OmniLink will report a validation failure, and the user must diagnose its cause among the untrusted components. Below, we detail what OmniLink can and cannot analyze.

#### 3.1 What OmniLink Can Analyze

**3.1.1 Non-Linearizable Systems.** While it uses linearization to reconstruct event ordering, OmniLink is not restricted to checking linearizability semantics. In TLA<sup>+</sup>, it is possible to decompose models with weaker semantics into finer-grained sub-parts which are individually linearizable. This is done in our WiredTiger specification, which models snapshot isolation [4] (see Section 7.1.1).

**3.1.2 Missing Instrumentation.** If a system’s behavior is only partially instrumented, OmniLink can flag a validation failure showing unexplained changes due to the uninstrumented parts. This makes it possible to diagnose missing instrumentation. In this sense, OmniLink does not rely on the system’s instrumentation.

**3.1.3 Concurrency Control Bugs.** Though the details of low-level concurrency control are not usually relevant to an abstract model, the consequences of not implementing concurrency control correctly will manifest as validation failures. This can be true especially in the context of complex, subtle implementation optimization techniques. If two concurrent operations have no valid total order when cross-referenced against each other, then there might be a concurrency control bug in the implementation.

**3.1.4 Data Integrity Bugs.** Since OmniLink usage involves consistently recording the state of system components, any state transitions that do not match specification behavior will not validate. These mismatches can expose both model and implementation inaccuracies.

#### 3.2 What OmniLink Cannot Analyze

**3.2.1 Distributed System Behaviors.** While it is not theoretically impossible to validate distributed system behaviors with OmniLink, we rely on precise clock measurements to constraint linearization. We leave evaluation of OmniLink on distributed systems as future work.

**3.2.2 Weak Memory Models.** OmniLink generates traces using the rr record/replay framework. To support deterministic replay of executions, rr simulates multiple threads using a single thread, meaning all accesses to shared memory will appear to be sequentially consistent. As a result, OmniLink cannot detect bugs that only arise on weaker memory models [47, 51].

**3.2.3 Non-Modeled Behavior.** A model that is not precise enough will cause OmniLink to miss bugs, since imprecision allows model checking to accept a wide range of traces, including buggy ones. A consequence of this is that precise and wrong models are more valuable in practice than more permissive models. When a restrictive model fails validation, it allows the developer to triage and understand the issue, whereas a permissive model that silently accepts an unusual behavior provides no insight.

**3.2.4 Non-Traced Behavior.** OmniLink cannot detect bugs about which it has no information. As a result, system components whose behavior does not reach OmniLink cannot be evaluated for

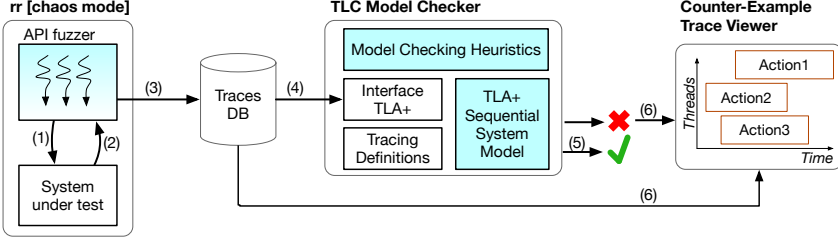


Fig. 1. OmniLink’s overall design. The system’s API is exercised with a fuzzer in the context of rr chaos mode. The resulting time-boxed traces of API calls and return values are stored in a trace DB. These traces are consumed by the model checking process that either passes linearization, or fails. In case of failure, the user can inspect the counter-example using our custom trace viewer. Blue boxes are inputs provided by the user to OmniLink. The fuzzer is partially auto-generated. The non-blue pieces are provided by OmniLink.

correctness. It is possible to indirectly validate something whose behavior is partially reflected in the traces, however.

**3.2.5 Coincidentally Hidden Behavior.** Like any tracing based method, it is possible for a problematic behavior to occur, but for evidence of that behavior to be hidden. For instance, a system with an incorrect synchronization mechanism can coincidentally perform actions that pass validation. The mitigation is to capture multiple traces with a wide variety of behaviors.

## 4 OmniLink Design

When concurrency is involved, real systems rarely execute as neat, discrete events. Instead, events in a concurrent systems may overlap in arbitrarily complex ways. This is because systems often trade off strict concurrency control for performance, enforcing only the minimal coordination required to maintain key invariants.

In contrast,  $\text{TLA}^+$  views time as a strictly linear sequence of logical states. A specification represents a set of action sequences, where each *action* operates atomically and transitions the system from one state to another. Each action defines a precondition on the current state and a postcondition describing all possible next states. Importantly,  $\text{TLA}^+$  provides no semantics for reasoning about overlapping actions—every behavior is a purely sequential execution.

Prior efforts to compare implementation behavior with formal  $\text{TLA}^+$  specifications are limited to either identifying precise times at which implementation events occurred [6, 29, 41], or using heavyweight techniques like vector clocks [22]. OmniLink bridges this gap more flexibly by viewing the link as a sequencing problem. For linearizability semantics, we only need to know a time span during which an implementation event occurred, not a precise point. This design lets us analyze implementation behaviors where the true point at which an event occurred semantically is either impractical or impossible to determine in the moment. OmniLink’s key design insight is its mapping of *real time* onto *model time*.

This section describes OmniLink’s architecture and the formal semantics on which it is based.

### 4.1 OmniLink architecture

OmniLink’s architecture follows two stages: (1) fuzz the implementation while logging operation outcomes, and then (2) analyze the recorded traces to determine if they match a given  $\text{TLA}^+$  model. Figure 1 breaks these steps down further, with blue boxes representing inputs provided by the user.

On the implementation side, OmniLink constructs an API fuzzer template from the  $\text{TLA}^+$  specification, requiring the user to map each action in the specification into randomized API

calls targeting the system under test, and record relevant operation outcomes. The template takes care of randomly launching different operations, managing multiple fuzzer threads, measuring operation timeboxes, and serializing operation outcomes (Figure 1 (1,2,3)). While the user code is responsible for generating random input values, the fuzzer template uses rr chaos mode [38] to additionally randomize scheduler time slicing between threads.

Once the system execution has completed, the traces are ingested into the TLC model checker (Figure 1 (4)). Because OmniLink controls the logging format, no conversion of the recorded traces is necessary. OmniLink provides an auto-generated TLA<sup>+</sup> module that maps trace entries onto TLA<sup>+</sup> actions (explained in Listing 2), as well as a standard set of utility TLA<sup>+</sup> definitions. These utility definitions include a translation between timestamps and TLC state space exploration, the special success condition for trace validation, and debugging utilities.

Once TLC has finished exploring the trace, it can either accept it (Figure 1 (5)) or reject it with a counterexample (Figure 1 (6)). Since OmniLink is a dynamic analysis technique, if a trace is accepted, other traces may still fail validation. If a trace is rejected, OmniLink uses a TLC plugin to output the entire model checking state space. OmniLink then packages this output and the original trace data into a shareable data file that can be viewed in OmniLink’s TraceView (Section 5.1).

#### 4.2 Worked Example: Linearizable Queue

We will now work through a simple concrete example: a linearizable concurrent queue. By linearizable, we refer to the classic data structure property [26], where each operation on a structure must have appeared to have taken place at a single point in time. The resulting sequence forms a sequential order. Note that OmniLink does not require linearizable semantics. The semantics depend on how the system under test is modeled. In our evaluation we will show results for a lock-free queue with non-linearizable semantics.

<pre> 1  VARIABLE queue 2 3  Enqueue(elem) == 4    queue' = Append(queue, elem) 5 6  Dequeue(elem) == 7    ∧ queue # ⟨⟩ 8    ∧ Head(queue) = elem 9    ∧ queue' = Tail(queue) </pre>	<pre> 10  CONSTANT Values 11 12  Init == 13    queue = ⟨⟩ 14 15  Next == 16    ∃ elem ∈ Values : 17      ∨ Enqueue(elem) 18      ∨ Dequeue(elem) </pre>
--	---

Listing 1. TLA<sup>+</sup> specification of a queue API

Listing 1 shows the API we expect from a simple linearizable queue. Line 1 defines the global queue state variable. It has two operations, Enqueue and Dequeue, which enqueue and dequeue one element respectively. Enqueue on line 3 unconditionally appends its element to the end of the queue. Dequeue on line 6 removes the head of the queue, but only if the queue is not empty and the head is equal to the element we are dequeueing. Each operation is atomic by default. The Init definition on line 12 identifies the queue’s assumed starting state (empty), and the Next definition on line 15 lists the operations that may occur in any system state. Note that not all choices of elem are valid. For instance, we can evaluate Dequeue(4) and find it is impossible due to the queue being empty, or the



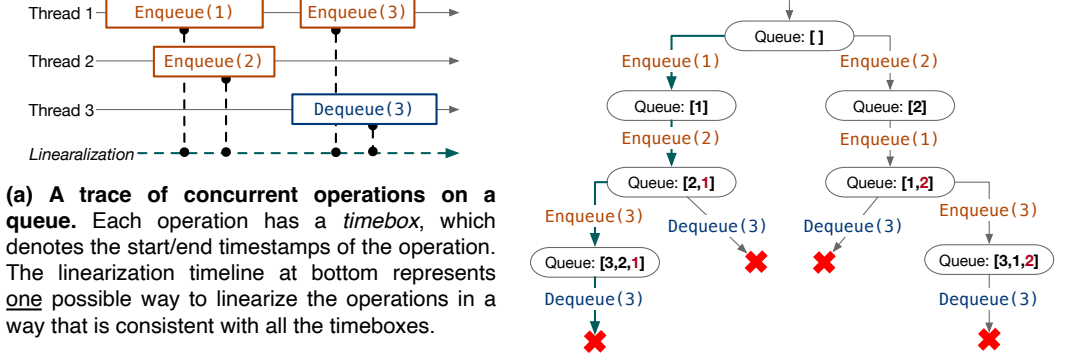


Fig. 2. Illustration of OmniLink’s linearization process relative to Listing 1, for 5 operations across 3 threads.

head of the queue not being 4. These conditions define both the abstract TLA<sup>+</sup> model’s state space, as well as the state transitions that OmniLink will validate for a given queue implementation.

With OmniLink, there is a 1-1 mapping between TLA<sup>+</sup> state transitions and the expected logging format. Though it is encoded in MsgPack [16] for efficiency, the implementation logs contain serialized structures directly referencing TLA<sup>+</sup> operators. For instance, an implementation might log Enqueue(2) and then Dequeue(2) if it enqueued and then immediately dequeued the number 2. The only additional data is which implementation thread wrote the log, and a pair of timestamps per operation, one marking a time before the operation began, and one marking a time after the operation has completed. This data forms a timebox, using which OmniLink will linearize the recorded operations.

Figure 2 breaks down an example of how OmniLink resolves a 5 operation log with overlapping timeboxes. Figure 2(a) shows the three threads involved. Note that the recorded operations truly overlap in real time. The timeboxes are not necessarily measurement imprecision – they cover the arbitrarily complex implementation details of the queue, which may do nontrivial work, including arbitrary interactions between concurrent operations, in order to appear linearizable. OmniLink does not need to consider any of these implementation details. Rather, it independently resolves the linearization based on the stated TLA<sup>+</sup> semantics, allowing us to cross-check the implementation technique against an expected interface.

In Figure 2(b), we read the overlapping timeboxes in Figure 2(a) left to right, and we explore each valid interpretation as far as possible. To start, we consider Enqueue(1) and Enqueue(2). They might have happened in any order, so we consider both. Starting with an initial empty queue, we end up with two versions of the queue, one that contains  $\langle 1, 2 \rangle$  (the order shown in Figure 2(a)) and one that contains  $\langle 2, 1 \rangle$ . Next, we encounter the overlapping operations Enqueue(3) and Dequeue(3). We consider performing Dequeue(3) first, which does not work as the head of the queue is 1 or 2, not 3. So, we try the other order, where Enqueue(3) happens first. In that case, our queue state is either  $\langle 1, 2, 3 \rangle$  or  $\langle 2, 1, 3 \rangle$ . Then, we can only try Dequeue(3), which still doesn’t work as the head of the queue is still 1 or 2, not 3. This is an example where trace validation has failed.

OmniLink will reject Figure 2(a) as having no possible match with the specification in Listing 1. The user will then be presented with a counterexample similar to Figure 2(b) showing every interpretation, longest first, to triage and diagnose. The validation failure is either evidence of an

<i>trace</i>	::=	<i>action</i> *	
<i>action</i>	::=	( <i>op</i> ( <i>value</i> *), <i>start-time</i> , <i>end-time</i> )	
<i>op</i>	::=	<u>name</u>	model-specific action name
<i>value</i>	::=	<u>boolean</u>	
		<u>integer</u>	
		<u>string</u>	
		{ <i>value</i> *}	set of values
		< <i>value</i> *>	tuple of values
		{( <i>value</i> → <i>value</i> )*}	key-value mapping
<i>start-time</i>	::=	<u>time</u>	
<i>end-time</i>	::=	<u>time</u>	

Fig. 3. Grammar of traces used by OmniLink.

implementation bug, or an intended behavior not captured by Listing 1, in which case the user can edit the specification, perform any necessary cross-checking using standard TLA<sup>+</sup> tooling, then re-validate the trace. OmniLink is as useful for validating TLA<sup>+</sup> specifications as it is for validating implementations.

To illustrate a successful validation, if the dequeue operation was Dequeue(2) instead, then OmniLink would have resolved the overall queue state to  $\langle 1, 3 \rangle$  by dequeuing the 2 and enqueueing 3. It would also try enqueueing 3 and then dequeuing 2. Since the resulting queue state is the same, the two permutations are merged going forward. The other original queue ordering,  $\langle 1, 2 \rangle$ , would be discarded as impossible because the log contains evidence that 2 was dequeued first, which conflicts with the semantics given in Listing 1.

### 4.3 Trace Semantics in OmniLink

Here, we define OmniLink’s semantics more formally. Given a software implementation  $I$  and a model  $M$  for this implementation,  $L_I$  be the language of concrete traces produced by  $I$ , and let  $L_M$  be the language of abstract traces accepted by  $M$ .

In this context, the trace validation problem is defined as: given a concrete trace  $t_I \in L_I$ , determine whether there exists a model-valid trace  $t_M \in L_M$  such that  $t_M$  is behaviorally equivalent to  $t_I$  under the model’s abstraction.

To define the relationship between  $t_I$  and  $t_M$ , we must relate the semantics of  $L_I$  and  $L_M$ . This poses several problems:

- (1)  $L_I$  is opaque from our point of view, and hides highly detailed concrete semantics, many of which are irrelevant to an abstract model  $M$ .
- (2)  $L_M$  often reflects details of how  $M$  is written, which may not be relevant to  $L_I$ . These details are choices like how to represent members of a set, whether to model a piece of information as a distinct state variable, and so on.
- (3) All  $t_I \in L_I$  are partially ordered, in that events may overlap in time, and may not have a measurable order in practice.  $L_M$  accepts totally ordered event sequences.

**4.3.1 Intermediate Tracing Language.** To solve problem (1), we define an intermediate tracing language  $L$ , which is *trace* in Figure 3. By reasoning about  $L$  as a proxy for  $L_I$ , we avoid needing to directly process large quantities of irrelevant implementation details. Instead, we require the



user to instrument their program, defining a tracing function  $Tr_I : L_I \rightarrow L$ . In practice,  $Tr_I$  is the logging component of one of OmniLink’s completed fuzzer templates.

In an implementation context,  $L$  is a structured logging format which can be used to record concrete events. The *op* component labels the operation, whose details are then described by a tuple of *values*. Note the convenient similarity between how *value* is defined and common data serialization formats such as MsgPack [16] and JSON. We chose this structure in order to directly use existing, efficient data serialization functions available in implementation programming languages.

**4.3.2 Direct, Operational Action Interpretation.** In a model context, our definition of  $L$  also allows us to address problem (2): it helps us encapsulate  $M$ ’s modeling details. Prior work in trace validation [6, 29, 41] requires the mapping between  $L_I$  and  $L_M$  to directly interface with the state variables defined in  $M$ . If  $M$  is modified to change its set of state variables, even if that change does not alter its interface, its corresponding trace validation infrastructure must be updated as well. OmniLink minimizes this problem by representing actions in  $L$  *operationally*: we rely on action definitions as semantic units, not state variables.

Given an action  $op(v_1, v_2, \dots)$ , it has a direct interpretation in a model  $M$  as the  $TLA^+$  action  $op(v_1, v_2, \dots)$ . For a tracing function  $Tr_I$  that captures actions relevant to  $M$ , the interpretation  $Tr_M : L \rightarrow L_M$  is the identity function. The actions can be interpreted directly in  $M$ , and our definition of *value* captures all concrete values representable by the TLC model checker [31]. With this strategy, any  $TLA^+$  model with a Next-state written as an explicit disjunction of actions defines a pre-existing – and relatively stable – API for trace validation. For more unusual models, or any special cases a user desires, it is possible to write a custom disjunction using normal  $TLA^+$  composition methods.

**4.3.3 Linearization in  $TLA^+$ .** Problem (3) is preserved in  $L$ , in that we record operation *start-time* and *end-time* as potentially overlapping number ranges.  $L$  describes a bag of actions, each of which individually has a direct interpretation in  $M$ , but it does not directly encode the set of total action orders required by  $L_M$ .

```

1  \* Actions = all expressible actions
2  ASSUME actions \subseteqq Action
3  viableActions ==
4    { a1 \in actions :
5      \lnot \exists a2 \in actions :
6        \wedge a1 \# a2
7        \wedge a2.endTime < a1.startTime }

6  Next ==
7    \exists a \in viableActions :
8      \wedge actions' = actions \setminus {a}
9      \wedge CASE a.op = "op1" ->
10         op1(a.v1, a.v2, ...)
11         \sqcup a.op = "op2" -> ...

```

Listing 2. OmniLink’s viable actions definition, as well as the synthetic Next state used in  $\hat{M}_t$ , adjusted for presentation.

To reconstruct the set of orders needed by  $L_M$ , we define an auxiliary model,  $\hat{M}_t$ , with the same actions as  $M$  but determining its next-state relation based on the timeboxes from  $t \in L$ . Listing 2 shows the construction of  $\hat{M}_t$  in  $TLA^+$ . At each step,  $\hat{M}_t$  draws non-deterministically from *viableActions*, which is the set of available actions *that do not start after the end of another available action*. This is the necessary condition for an action  $a$  to happen, because if any other action  $a'$  happens strictly before it, skipping  $a'$  violates linearization by definition. Conversely, it is valid to consider  $a$  and  $a'$  in either their known order if they have one, or otherwise in any order.

In  $\hat{M}_t$ , every viable action is implied by the next-state `Next`. When an action has occurred, it is removed from the actions variable, meaning it may not occur again. Once an action  $a$  is removed, all conflicted actions  $a'$  that happen after it must be included in `viableActions`. Starting in the next state, these newly included actions may be considered for linearization. By induction on this process, every trace  $t_{L_M^t} \in L_M^t$  is one potential linearization of a corresponding  $t \in L$ .

Because  $\hat{M}_t$  enforces that in every  $a_1, a_2, \dots, a_n = t_{L_M^t}$ ,  $a_1$  satisfies the preconditions of  $a_2$  repeating until  $a_n$ , the sequence of actions in  $t_{L_M^t}$  must also be true in  $M$ . That is,  $\forall L_M^t : t_{L_M^t} \in L_M$ . This statement also implies that  $\hat{M}_t$  must refine  $M$ , because by construction every trace in  $L_M^t$  must be accepted by  $L_M$ .

The opposite, that  $M$  refines  $\hat{M}_t$ , is not required for two reasons. First, since  $\hat{M}_t$  is a proxy for one recorded execution  $t \in L$ , some modeled trace  $t_M \in L_M$  may exist that deviates from what was recorded by the specific instance of  $t$  used to generate  $\hat{M}_t$ . Second, since any  $t \in L$  has a finite length, there may be a  $t_M \in L_M$  where  $t$  is a prefix of  $t_M$ . In that case, the end of  $t$  will disallow the continuation of  $t_M$ .

**4.3.4 Trace Validation Correctness.** While  $\hat{M}_t$  achieves mapping some  $t \in L$  onto  $L_M$ , it is possible for  $L_M^t$  to accept no traces, or to accept only traces shorter than  $t$ . These scenarios are linearization failures, since not all operations could be translated into  $L_M$  while satisfying all their pre- and post-conditions. We solve this using the same condition as in other trace validation work [6]:  $\exists t_{L_M^t} \in L_M^t : \text{Len}(t_{L_M^t}) = \text{Len}(t)$ . There must be some trace  $t_{L_M^t}$  in  $L_M^t$  whose length is the same as  $t$ 's. While path reachability is not normally expressible in  $\text{TLA}^+$ , this special case can be checked using TLC's `POSTCONDITION` configuration option.

**4.3.5 Logical Vector Timestamps.** Though Listing 2 correctly represents OmniLink's state traversal algorithm, it would not work in practice for three reasons: (1) it requires maintaining per-state copies of a concrete mutable set of potentially millions of operations; (2) the `viableActions` definition naively scans the entire set of recorded actions twice per validation step; and (3) it does not handle duplicate actions or thread identity. That is, repeated instances of the same action may be deduplicated due to set semantics. Knowing which thread performed a given action is not logically important, but missing that information limits our ability to understand counterexamples in an implementation context, where threads matter for debugging.

We address all of these issues by taking thread identity into account. Instead of storing and updating a set of all actions, OmniLink maintains a static structure of the form `[ThreadID -> Seq(Action)]`. We map each thread identifier onto a locally ordered sequence of actions. Those actions still include timestamps and action data, as before. While the volume of data is still large, we only need to maintain one immutable copy of the structure, and theoretically it could be loaded on demand by the model checker (OmniLink does not currently do this).

Given the structure above, we index into it using a *vector timestamp* of the form `[ThreadID -> Nat]`, uniquely identifying the next action each thread would have logged in a given state. We only need to consider each thread's next local action when calculating the set of possible linearizations, because thread-local ordering must hold in all executions by construction. Skipping ahead or behind within a thread-local sequence is always invalid. So, these vector timestamps uniquely identify a state's set of relevant actions.

This vector timestamp requires storage space proportional to `Cardinality(ThreadID)`, and it requires a maximum `Cardinality(ThreadID)`<sup>2</sup> action lookups to compute `viableActions`. Since OmniLink works with the order of 100 implementation threads, as opposed to the order of 500k traced actions, this structure is much more practical to model check.

Note that this structure is identical to that used by TraceLink [22], but interpreted as a purely logical construct and performance optimization, as opposed to matching an implementation-level use of vector clocks.

#### 4.4 Managing Model Checking Performance

Model checking the linearization state space we have defined leads to unique performance engineering challenges and opportunities not present in other work.

**4.4.1 Bounds on Linearization Difficulty.** In conventional trace validation [6, 29, 41], the goal is to match a sequential log to our  $\text{TLA}^+$  model's state space. This means that TLC has to contend with ambiguity in the model, but progress within the log is strictly linear. As a result, model checking cost is proportional to how many interpretations each action has, as each one must be explored.

The above is also true for OmniLink, but it is compounded by ambiguity in time. TraceLink [22] uses the same type of vectorized log as OmniLink, and exemplifies a problem unique to trace validation with linearization: the model checker must also resolve cases where there is no defined order between implementation actions. So, model checking difficulty is also proportional to the ambiguity of trace sequences.

Consider actions  $a_1, \dots, a_n$  from  $n$  different threads, all with timeboxes  $[1, 1]$ . Since there are  $n!$  possible permutations of these actions, the model checker must consider  $n!$  different possible linearizations. Adding a new action with timestamp  $[2, 2]$  does not add any new linearizations, since we know where this event needs to be linearized in the total order. However, adding another action with timestamp  $[1, 1]$  means we now have  $(n + 1)!$  possible linearizations. Thus, we get a significantly larger performance penalty from a few highly-overlapping events than from a larger amount of events with less overlap.

The practical insight here is that system instrumentation should make an effort to record timeboxes of similar size. Solving large sets of overlapping actions will work, but it is slow. Mistakes like starting a timebox and then unnecessarily contending on a lock, for example, lead to many over-inflated and overlapping timeboxes, and a significant performance degradation. Our utilities include re-timing functions, for cases where the operation (after resolving lock contention, for example), can be identified more precisely than by drawing a timebox around the entire API fuzzer method.

**4.4.2 Pruning Redundant Model State.** There are  $\text{TLA}^+$  models with complex internal logic, where different sequences of the same actions produce subtly different *but functionally equivalent* model states. We can use the TLC VIEW feature to only consider one of those equivalent states.

Note that this technique is not necessary in all cases – it should only be used for complex specifications that suffer from model checking performance degradation, and only when there is a correctness argument for doing it. However, misusing this technique will also never cause validation to unsoundly succeed. It is a waste of time to get a VIEW definition wrong, but it will never provide false assurance the system matches its specification.

In our WiredTiger case study (Section 7.1.1), for example, the  $\text{TLA}^+$  model maintains a log of all actions taken by the system, which it uses as a source of truth to determine the outcomes of future operations. While it is semantically important, the log forces TLC to treat different interleavings of any two database actions as distinct in all cases. For every case where 2 actions may be interpreted as valid in either order, which we found to be empirically common, this aspect of model state forced TLC to continue evaluating both branches. For the next pair, the previous 2 branches compound into 4, and so on for an exponential blow-up in *likely functionally equivalent* valid interpretations.

When TLC explores a model state space, normally it stores every distinct state it generates. The VIEW feature enables customizing how TLC calculates whether a state is distinct those previously

generated. An extreme example would be a view function which always produces 42, forcing TLC to consider all states as 42 for equality purposes. Since there is only one 42, TLC can see only one state. A more practical application would be to remove the WiredTiger operation log from consideration, but keep other things like transaction state, significantly simplifying the model checking task.

To be clear, sometimes it is essential to consider two model states distinct. Using VIEW should not be first choice during optimization, but it can help.

**4.4.3 The Big Sets Problem.** Normally,  $\text{TLA}^+$  is model checked using small, representative sets of values. Model checking with large sets is typically less efficient, as well as completely intractable for abstract state space exploration. In implementation driven traces however, there may be a large variety of concrete values.

Some specifications assume that they can enumerate sets like *all keys*, *all values*, or *all transaction identifiers* without trouble. This is true during model checking, since the set will have just a few elements. Such operations are also convenient to write in  $\text{TLA}^+$ . When validating implementation driven traces, however, we must compute approximations of these universal sets based on the concrete values recorded, and in some cases, these approximations can contain thousands or millions of values. Computing those then becomes intractable, and an obstacle to using OmniLink.

Such big sets can be avoided by either restricting what the implementation does (arbitrarily choose a set of 20 keys, for instance), or rewriting the specification to not depend on such sets. The rewriting option, while higher effort, can be done safely by using  $\text{TLA}^+$ 's support for model checking bidirectional refinement [1], to be sure that the rewritten specification is equivalent to the original. See our case study in Section 7.3.1 for a successful example.

## 5 Understanding OmniLink's Output

Because OmniLink's validation process is based on linearizability solving, interpreting validation failures poses distinct challenges. When TLC detects a violation, it emits a counterexample representing one of the longest non-failing paths through the search space. This is a good start, but it does not show us other candidate linearizations, nor does it provide a way to visually inspect the timeboxes of actions surrounding the failure point. TLC also does not allow us to inspect the implementation state at the point where an action was logged, which is often essential in identifying subtle implementation issues that are reflected in an OmniLink validation failure.

To make triaging OmniLink outputs practical, we develop a new viewer called TraceView, and we integrate it with the rr project [39]'s record-replay functionality.

Although we leave usability evaluation for future work, both TraceView and our rr integration provide a practical means of exploring OmniLink counterexamples. In our evaluation, we extensively relied on both tools to triage and interpret buggy traces.

### 5.1 Exploring Failures with TraceView

Existing  $\text{TLA}^+$  tools [31, 48] are limited in handling the long implementation-driven traces characteristic of trace validation. Unusually for TLC outputs, OmniLink might solve around 10 counterexample traces, but each might contain over 100k actions. Note that prior trace validation work [6, 29] recommends using the TLC Debugger interactively, but this approach provides no summary view, and does not scale to OmniLink's more complex counterexamples.

To visualize these unique model checking outputs, we created *TraceView*, a lightweight visualizer tailored to OmniLink's output. TraceView operates on previously computed counterexamples, implementation traces, and state spaces. Its key feature is *reverse reasoning*: it begins from the *end* of a counterexample and allows users to explore predecessor states on demand.<sup>1</sup> Typically, a

<sup>1</sup>Note that all other  $\text{TLA}^+$  tools we know about start from the initial state.

linearization failure can be diagnosed using only states near the point where linearization failed, so this is in line with how a user expects to diagnose issues. Rendering from the end state also avoids rendering the expected >100k prior states OmniLink might output, which overloads other tooling.

Also unlike other counterexample displays, TraceView shows all counterexamples at once using a compressed grid view, allowing a user to easily examine the true set of all conflicting interpretations up to linearization failure. To mitigate the view explosion caused by counterexamples with many branching paths, TraceView also supports interactive *focus*, allowing users to fix arbitrary assumptions about event orderings and prune the resulting tree of possible linearizations. This enables exploration of deeply ambiguous counterexamples while keeping the visualization manageable.

A concern unique to OmniLink’s linearizability solving is the need to view the timeboxes involved in a linearization failure. Which events do or do not overlap, as well as their order in real time, is essential to accurate debugging. As a result, TraceView also provides a raw timebox view, which includes exploration of both linearized and non-linearized actions. For linearized actions, it is possible to inspect the inferred system stats, whereas for non linearized actions, it shows when they occurred, and allows inspecting the logged metadata.

To support this functionality, we extended TLC with a small instrumentation plugin that exports its entire generated state space in a machine-readable binary format. This avoids reliance on the limited GraphViz output used by earlier tools and preserves complete structural information for visualization.

## 5.2 Implementation Debugging with rr

Given an abstract counterexample shown in TraceView, it is possible to explore the corresponding implementation behavior using rr’s replay feature. For every trace we record for OmniLink, we record the concrete implementation behavior in parallel using rr’s whole-program recording capability. We can choose at any time to unpack this recording and replay the concrete execution. This is useful as it makes OmniLink’s randomized fuzzy behavior deterministically replayable.

Since OmniLink’s logging format includes precise implementation timestamps, we are able to insert conditional breakpoints that pause the replay at the instruction where an operation’s starting timestamp is recorded. That breakpoint will only pause the program if the timestamp matches the specific action we are interested in. Since rr deterministically replays all syscalls and threading decisions, all randomized behavior and timestamp measurements play out identically. Therefore, our breakpoint will allow us to replay specifically the action we are interested in, as it originally happened. We can then single-step from that point and examine any information accessible via conventional debugging, including information that was not present in the original trace.

## 6 OmniLink Implementation

OmniLink is primarily a command-line multi-tool and a header-only C++ library. The command-line tool is 746 lines of Scala, linked with the PGo compiler [23]. The C++ library is 432 lines of code, and includes the API fuzzer template. To orchestrate the validation process, OmniLink is accompanied by 1620 lines of Mill [25] build scripts and 381 lines of Nix [10] package definitions. The TraceView subproject is 1177 lines of Scala. Table 1 shows the per-system TLA<sup>+</sup> and C++ code.

## 7 Evaluation

We evaluate OmniLink by asking the following research questions:

- **RQ1:** What sort of bugs does OmniLink find?
- **RQ2:** What is the manual effort of using OmniLink, in both implementation code and TLA<sup>+</sup>?
- **RQ3:** How does OmniLink compare with existing linearizability checking techniques?

Table 1. Description of systems and traces that we used to evaluate OmniLink. Includes system implementation LOC, as fuzzer LOC (Fuzz) and, specification TLA<sup>+</sup>, and model checking TLA<sup>+</sup> (MC). All systems are evaluated up to 50 threads and 500k events.

System	Impl LOC	Fuzz LOC	TLA <sup>+</sup> LOC	MC LOC	Traces
WiredTiger	283,983	500	456	116	100
BAT + BAT-EagerDel	6,460	129	63	33	100
ConcurrentQueue	3,747	86	85	31	50

To answer these questions, we validated 3 different systems using OmniLink. We describe those systems, the validation workflow, the bugs OmniLink could detect, and OmniLink’s performance characteristics while doing so.

## 7.1 Systems Evaluated

We evaluated OmniLink on the three systems described below. Their features are listed in Table 1.

**7.1.1 WiredTiger.** WiredTiger [56] is a high-performance, transactional key-value store, used as the default storage engine for MongoDB. It organizes data on disk in the form of copy-on-write B+ trees, but after it loads a tree node to memory, it represents it using a lock-free data structure based on skip lists. WiredTiger uses multi-version concurrency control (MVCC) to allow transactions to access different versions of data concurrently without locking. The combination of these techniques enables WiredTiger to efficiently handle a high degree of concurrency. The WiredTiger specification we use models snapshot isolation [4].

**7.1.2 Balanced Augmented Tree (BAT).** BAT is a highly-scalable concurrent balanced binary search tree which stores key-value pairs [57]. It efficiently supports range queries, such as counting the number of items in a given key range, by augmenting each internal node with the number of items in its subtree. This is done by maintaining both an immutable tree, which contains augmented values and helps range queries acquire a consistent view of the tree, and a mutable tree, which can be updated more efficiently. Updates are first applied to the mutable tree. Concurrent updates then collaboratively build a new version of the immutable tree through path-copying and path-merging. Updates are linearized when this new version of the immutable tree is installed at the root. All query operations are applied to the immutable tree pointed to by the root.

We test two variations of BAT: BAT and BAT-EagerDel (short for eager delegation). The main difference between these is the way that new versions of the immutable tree are built. BAT forces updates to attempt to build the new version themselves, returning from the update call only after the root is sure to have been updated. BAT-EagerDel occasionally delegates this task to a concurrent update which allows it to improve performance on inserts and deletes. However, this means that BAT and BAT-EagerDel have different potential implementation bugs that affect their linearizability. It is worth noting that both types have a formal proof of correctness.

**7.1.3 ConcurrentQueue.** ConcurrentQueue [8] is a widely used C++ library implementing a high-performance, lock-free multi-producer multi-consumer (MPMC) queue. ConcurrentQueue is representative of modern concurrent data structures that aggressively specialize for performance.

ConcurrentQueue builds on techniques from the literature on non-blocking queues. The implementation uses per-producer segments, elimination of false sharing, and batched allocation techniques to achieve high throughput under contention. The numerous optimizations result in a queue that is fast, but with complex concurrency behavior that is difficult to reason about manually. Specifically, unlike simple linearizable queues (e.g., Listing 1), ConcurrentQueue is not linearizable.



We use an unmodified version of ConcurrentQueue and generate enqueue/dequeue workloads across multiple producers and consumers.

## 7.2 RQ1: Bugs Found with OmniLink

OmniLink was able to detect multiple expected and unexpected bugs. We describe bug detection outcomes for each system we validated.

**7.2.1 WiredTiger Bugs.** Using OmniLink with WiredTiger, we discovered two corner cases related to handling of transaction conflicts. When WiredTiger detects a transaction conflict during a data operation, such as inserting a key, the operation fails with an error code indicating that the transaction must be rolled back. OmniLink discovered the following two issues:

- (1) When a transaction conflict is detected during a data operation, the operation fails as expected. However, if the transaction has not performed any other updates, it can still be committed. This is not a correctness issue, as the transaction did not modify any data, but it was highlighted as a surprising behavior that should be better documented.
- (2) When two concurrent transactions attempt to update the same key, with just the right thread interleaving, both operations could initially succeed. However, when one of the transactions attempts to commit, one of the checks fails, causing the system to crash.

In addition to finding bugs in implementations, OmniLink also helped the WiredTiger team identify modeling issues in their TLA<sup>+</sup> specifications. We have confirmed both of these issues with the specification author.

- (1) The model incorrectly checked transaction timestamps using  $<$  for validity, while WiredTiger used  $\leq$ , as it is legal for two transactions to modify the same key using the same timestamp.
- (2) The model assumed that an application must commit transactions in the order of their commit timestamps, which also did not turn out to be true in WiredTiger. WiredTiger allows transactions to commit out of order, as long as they don't update the same keys.

**7.2.2 BAT Bugs.** OmniLink was able to detect injected bugs in BAT and BAT-EagerDel, and one bug that was undetected in the authors' implementations. All injected bugs were ones encountered by the authors of BAT and BAT-EagerDel during the development of these data structures. Many were not caught by the author's test cases and were only discovered initially through careful inspection of the source code (specifically, bugs 1, 3, 4, 6).

- (1) BAT: an injected bug where the find operation traverses the mutable tree rather than the immutable tree, allowing it to see updates before they are linearized (i.e., reflected in the immutable tree).
- (2) BAT: an injected bug that assigned incorrect child pointers in the immutable tree.
- (3) BAT: an injected bug that led to a thread getting an inconsistent view of a node in the mutable tree and its corresponding node in the immutable tree. Describing why this can cause an invalid execution requires a complex counterexample involving 3 threads, 4 operations and an intricate interleaving between them.
- (4) BAT: an injected bug that caused failed inserts and deletes to return before they were linearized. With this bug, the code still satisfies Sequential Consistency [32], a weaker correctness condition, but it is not linearizable.
- (5) BAT-EagerDel: an injected bug that affected when a thread that had been delegated work by another thread was allowed to continue propagating augmented values to the root. This bug only rarely caused an error visible without a model checker in executions of millions of operations.



- (6) BAT-EagerDel: an injected bug that incorrectly assigned immutable tree nodes during a balancing rotation of the tree. This bug was only detected originally by a thorough examination of the correctness of the data structure.

The non-injected bug present in BAT and BAT-EagerDel was in a `contains` function which checks whether a key is present in the tree. The implementation of this function had a mistake where it read values from an immutable tree not intended to be linearized until later in the execution. Detecting a bug of this type without a model checker would be challenging due to the fact that it does not modify the data structure and still returns a valid result, just one from an invalid timestamp. By using TraceView to visualize faulty traces, the authors of BAT were able to identify a common pattern that both confirmed which function was causing the issue and determined that it was returning a value from a future timestamp, which led to the bug being fixed.

**7.2.3 ConcurrentQueue Bug.** We were able to detect an unexpected behavior in `ConcurrentQueue`, which, while still under investigation, the author agrees appears buggy.

While `ConcurrentQueue`'s behavior is not linearizable, the reason it is not linearizable is that it performs non-atomic accesses to multiple subqueues, one per producer. That is, while multiple producers may have their elements ordered arbitrarily, for the same producer, all elements should pass through the queue in order relative to one another. OmniLink has identified a reproducible scenario where the same producer enqueues  $\langle 1, 2, 3, 4, 5 \rangle$ , and two batch dequeue operations witness  $\langle 3, 4, 5 \rangle$  and then  $\langle 1, 2 \rangle$  in sequence. This should not be possible. We will update this paper as our findings evolve.

### 7.3 RQ2: Manual Effort and TLA<sup>+</sup> Performance Engineering

Here we report the manual effort used to validate each system we evaluated. The sizes of the code we wrote for each part is listed in Table 1.

In general, the process of using OmniLink is: (1) find or write a draft TLA<sup>+</sup> specification of the system; (2) implement a subset of the specification as a fuzzer template in C++; (3) gather traces from system executions; (4) validate traces against TLA<sup>+</sup> model; (5) use TraceView and rr to diagnose validation errors; (6) and go to (1) until the system has no detectable bugs and the TLA<sup>+</sup>/fuzzer are complete. For each system we validated, we describe details of the effort required for these steps below.

**7.3.1 WiredTiger.** `WiredTiger` is unique in this list, in that we validated it against an existing TLA<sup>+</sup> specification [49] named `Storage`. We were able to re-use `Storage` as it was originally written to begin with. At that point, our setup effort was writing 350 lines of C++ to bind the operations in `Storage` to the `WiredTiger` C API, and writing 80 lines of auxiliary TLA<sup>+</sup> definitions. By leaving many operations as stubs, we could bind just a few parts of `Storage` as an initial test. We then iteratively added more operations while triaged validation failures. The process took two person weeks, and resulted in the findings we report in Section 7.2.1.

A limitation of the `Storage` specification was that it models the complete set of all transactions that will exist during system execution. This triggered the big-sets problem, and we could not explore more than 150 transactions in the same system execution. We found all our reported issues despite this fact.

To validate longer executions, we were able to build a variant specification, `Storage2`, which did not rely on total knowledge of all transactions. We use standard TLA<sup>+</sup> methods to cross-validate `Storage2` against `Storage` using bidirectional refinement, showing that this optimization did not sacrifice correctness, except one edge case where `Storage2` could not reject a reused transaction

identifier due to not retaining them. Using Storage2, we validated executions with unbounded transaction counts and up to 500k operations, and found no further validation failures.

**7.3.2 BAT.** We validated BAT against a purpose-written TLA<sup>+</sup> specification. BAT offers strong linearization guarantees, so the main effort was to precisely model API edge cases, such as number ranges being inclusive or exclusive. We quickly exposed most bugs with OmniLink, and the process of building the validation setup took three person days, during which the TLA<sup>+</sup> specification and fuzzer quickly stabilized. The most challenging part was detecting a very subtle API misuse (2 versions of a method were usable, only one fully correct), diagnosing that it was not a data structure bug, and correcting the fuzzer code.

For BAT, diagnosing the OmniLink’s validation failures was the most challenging part, requiring the development of several TraceView features, alongside the rr debug process. The specification required no additional performance engineering.

**7.3.3 ConcurrentQueue.** The most challenging part of validating ConcurrentQueue has been reverse-engineering the data structure’s semantics in TLA<sup>+</sup>. The intended behavior is described in prose, and makes many references to weak memory behavior. Thanks to OmniLink, we were able to reject multiple early TLA<sup>+</sup> specifications drafts after seeing counterexamples. Overall, TLA<sup>+</sup> specification and C++ development took five person days. Though investigation of the bug candidate we found is ongoing, the main developer has confirmed that we have likely found a bug.

The fuzzer required some tuning in terms of generating value ranges and queue sizes that did not make validation intractable, since all states depend on queue order. Choosing shorter queues and ensuring each producer enqueued distinguishable values was necessary.

## 7.4 RQ3: Comparison with State of the Art Linearizability Checking

We compare OmniLink with Porcupine [3], an implementation of a state of the art linearizability checking routine [27]. We gathered traces from BAT using OmniLink, including all known buggy versions, and then validated them using both OmniLink’s model checking method and Porcupine. To compare both tools evenly, we translated our TLA<sup>+</sup> model of BAT into Go, and wrote a converter from OmniLink’s trace format to Porcupine’s operation sequences. The translation was 1-1, and both tool outputs always agreed with one another.

To investigate a range of behaviors, we used traces with 5 threads each, containing between 500 and 450k total operations. We also measured runtime given different thread counts, from 1 to 50, with 100 operations per thread. Each trace length was gathered 10 different times and validated once by each tool. We also separate cases where the trace was accepted vs. rejected, since they have different performance characteristics. Figure 4 shows the validation performance of both tools. Figure 4a plots the runtime, Figure 4b plots peak memory consumption, and Figure 4c plots runtime with varying thread count.

Looking at Figures 4a and 4c, for small operation counts, Porcupine runs significantly faster than OmniLink, especially when the trace has many threads. This is expected, since OmniLink is running a general purpose model checker, whereas Porcupine uses a purpose-built linearizability checking algorithm that performs well when analyzing many threads of execution. Past 200k operations with few threads, however, Porcupine’s performance is less consistent. In particular, Porcupine takes a long time – often multiple minutes – to reject traces, when they can usually be processed in under 1 minute. We think this is due to Porcupine re-evaluating the operations in different sequences, which can take a long time if many sequences exist. Since OmniLink evaluates different interpretations in parallel using a model checker, it may be able to coalesce ambiguous interpretations that Porcupine cannot, keeping a stable performance profile even for long traces. Note that many interesting bugs could only be detected at longer run lengths.

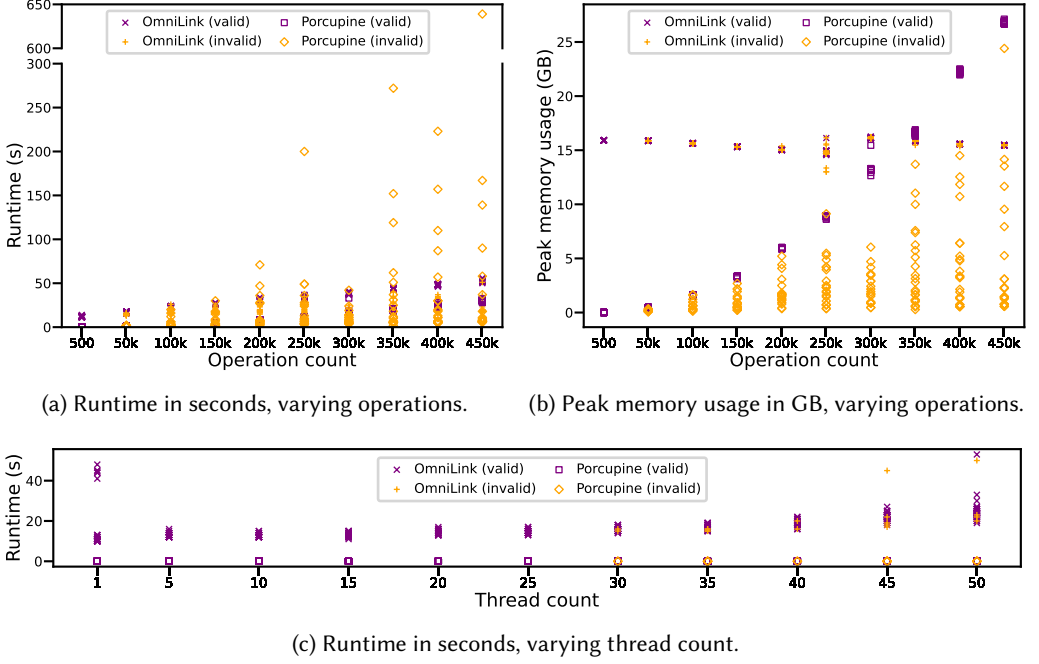


Fig. 4. Peak memory and runtime of Porcupine and OmniLink validations for traces of different lengths, using 5-thread concurrent workloads, distinguishing runs which accepted (valid) or rejected (invalid) the given trace. When varying thread count, the operation count per thread is fixed at 100.

In Figure 4b, Porcupine uses significantly less memory than OmniLink for short traces. We are not sure why OmniLink takes 15GB of memory to validate a 500 operation trace – TLC runs on the Java Virtual Machine, so this might be pre-allocated heap size. Starting at 250k action traces, however, Porcupine starts consuming significantly more memory than OmniLink for the same trace. We suspect that this has to do with Porcupine reasoning about total orders of the trace by making copies of it. TLC uses a state graph capable of coalescing operations that result in the same state, so its memory usage reflects only how ambiguous the trace is. We notice also that Porcupine uses more memory when accepting traces than rejecting them, perhaps because rejected traces may be discarded.

## 8 Discussion: Specification and Code Coverage with OmniLink

At the specification level, OmniLink ensures full coverage of the target TLA<sup>+</sup> specification by construction. The fuzzing template includes parts for each TLA<sup>+</sup> action, so either some implementation binding is provided for every TLA<sup>+</sup> action, or that action must be visibly marked as unsupported. All of our evaluated systems have full coverage in this sense, except ConcurrentQueue, where we have not yet covered producer-specific dequeue operations.

At the implementation level, we consider coverage in the following three ways:

- **Scheduling coverage:** Different thread interleavings for the same values and API calls. OmniLink uses rr [39] chaos mode [38] to find as many interleavings as possible.
- **Value coverage:** The values that the system uses in its API calls, such as for keys and values. Our system-specific fuzzing code uses 10–20 values by default, which provides a reasonably

wide range of different values while being still efficient to explore, and providing enough value dependencies. Dealing with the tension between efficiency and value coverage is an open problem.

- **API coverage:** Whether all of a system’s API functions are called in all valid combinations. OmniLink has no way of enforcing that the full API of a target system is exercised, and this may not even be desirable, as many TLA<sup>+</sup> models are purpose-specific and only represent part of the target system. We were able to fully cover smaller APIs like BAT, since their small footprint matches our single TLA<sup>+</sup> model well. WiredTiger, on the other hand, has a wide range of database configurations we have not covered.

## 9 Related Work

OmniLink builds on prior research into *conformance checking*: techniques for checking whether an implementation matches a specification written in TLA<sup>+</sup> or another formal language. These techniques roughly fall into three categories, described below.

**Test case generation:** Each behavior of the specification is converted into a test of the implementation, to check whether the implementation can reproduce the same sequence of actions and states as the spec. For example, Remix [41] generates tests from a TLA<sup>+</sup> spec. The implementation (ZooKeeper, in the authors’ case study) must be intrusively modified by hand so that Remix can control all thread interleavings and other sources of nondeterminism and force the implementation to follow each spec behavior. Mocket [54] requires similar handwritten modifications to check conformance with a TLA<sup>+</sup> spec. Its successor iMocket [17] focuses on incrementally testing recently-changed parts of the spec or implementation. SandTable [52] generates tests from a heuristically-chosen subset of spec behaviors to efficiently explore a variety of spec actions. To control nondeterminism it proxies network messages and overrides system calls and libc functions. SandTable infers the state of the implementation from RPCs and log messages or, if these are insufficient, from manually added instrumentation. Unlike these systems, OmniLink requires no modification of the implementation. It infers the system’s state entirely from its public API. In [50], the authors generate tests from the same TLA<sup>+</sup> spec of WiredTiger used in this paper. They compute an approximately minimal set of tests that cover the spec’s state graph. Kayfabe [11] similarly covers the state graph with a minimal test suite, and tests conformance of a suite of distributed algorithms written in C#. Several systems [21, 43] use the spec to guide a fuzzer, probabilistically optimizing coverage. Other fuzzing techniques have been developed for generating schedules that are more likely to produce bugs [34, 36]. Unlike all these test-generating systems, OmniLink relies on existing tests to produce traces, which it checks for conformance when execution finishes. In our evaluation, we used rr’s chaos mode [39] to generate traces using a stochastic scheduler. OmniLink has no mechanism for controlling nondeterminism; it allows the implementation to run freely.

**Trace checking:** The implementation emits a trace of its actions as it runs. Afterward, the trace is checked for conformance to the spec. Compared to test case generation, trace checking usually requires less intrusive changes to the implementation, and permits nondeterminism. Pick et al. [46] developed a trace checking technique for verifying isolation guarantees provided by database systems. In [7], researchers attempted trace checking with a large commercial codebase (MongoDB) and a TLA<sup>+</sup> spec, but found it impractical. The authors of [29] overcame these challenges, using more recent features of TLC [6] and many months of effort with a large team. OmniLink minimizes engineering effort because it does not require manual instrumentation; it uses the implementation’s public API. Niu et al. [37] validate distributed system traces against TLA<sup>+</sup> specs, focusing on ZooKeeper; however, their approach depends on hand-instrumented internal logs and custom translators, whereas OmniLink supports black-box validation using only API-level traces and inferred causality. With TraceLink [22] engineers write a spec in Modular PlusCal and transpile it

to Go with PGo, which automatically adds instrumentation to record events along with their vector clocks. TraceLink then transpiles the Modular PlusCal to a TLA<sup>+</sup> spec, and uses TLC to check if the program’s traces conform. OmniLink eliminates the need for instrumentation and vector clocks. It works with an *unmodified* implementation written in *any* programming language. It treats the implementation as a black box, and uses timeboxing instead of vector clocks to resolve ambiguity.

**Linearizability testing** is a special case of trace checking for concurrent data structures. In general, given a trace and a sequential specification, testing if the trace is linearizable is NP-hard [18]. Many model checking and exhaustive search approaches have been proposed for linearizability testing [3, 28, 30, 35, 42, 53, 55], some of which work for weak memory models [20, 40]. Lineup [5] proposes automatically inferring the sequential specification by running the concurrent data structure on one thread. For specific abstract data types such as sets, queues and stacks, more efficient algorithms have been developed that run in polynomial time [2, 12, 24, 45]. For example, testing linearizability of sets supporting insert, delete, and lookup can be done in  $O(n)$  time where  $n$  is the number of operations in the trace, irrespective of the number of threads [2]. Importantly, existing polynomial time algorithms do not work for more advanced set data structures that support range queries such as the balanced augmented tree [57] that we validated with OmniLink.

**Runtime verification:** The implementation logs its actions as they occur, while a monitor continuously checks whether the implementation is conforming to the spec [15]. For example, Choreographic PlusCal [14] compiles a global protocol spec into local runtime monitors for each participant. This permits fine-grained conformance checking, but requires modifying the application to embed monitors. Ellsberg [9] relies solely on observation of participants’ RPCs to continuously check their conformance. Ellsberg requires an engineer to rewrite the spec in the Ellsberg language, and it cannot check protocols with certain kinds of intra-process concurrency ([9] §3.5). Like Ellsberg, OmniLink checks full-system conformance using the system’s public API, but unlike Ellsberg, it works with TLA<sup>+</sup> (the usual language for distributed systems specs), it checks conformance at the end of an execution, and it puts no constraints on the implementation’s concurrency.

## 10 Future Work

While OmniLink demonstrates the feasibility and effectiveness of timeboxed linearizability checking for C++ concurrent systems, several new directions remain for future exploration. First, a comprehensive user study would provide empirical evidence of Trace-View’s usability and effectiveness in real-world debugging and verification tasks, helping to quantify its practical impact for developers. Second, OmniLink could be extended beyond linearizability checking to support other ordering semantics of concurrent systems, such as sequential consistency [32], serializability [44], and strong linearizability [19]. As much as expressing these semantics in TLA<sup>+</sup>, future work will also have to ensure TLC can evaluate them efficiently. Third, although our current implementation focuses on C++-based systems, the underlying methodology is generalizable, and extending support to other programming languages and runtime environments could broaden its applicability. Finally, integrating intelligent or guided thread scheduling strategies would improve OmniLink’s efficiency and allow us to make more precise claims about behavior coverage. This may also potentially enable faster discovery of subtle concurrency bugs.

## 11 Conclusion

In this work, we introduced OmniLink, a novel approach to validating linearizability of black-box concurrent systems using timeboxed execution traces against a TLA<sup>+</sup> model. OmniLink provides a practical and systematic framework for analyzing the behavior of concurrent operations, uncovering subtle inconsistencies that are difficult to detect with traditional approaches. Our evaluations demonstrate that OmniLink can efficiently and accurately identify violations in real-world C++

systems, highlighting its utility. OmniLink contributes a new approach to concurrency testing: combining fine-grained execution tracing with automated model checking to enable rigorous analysis of complex concurrent interactions.

We evaluated OmniLink on three systems, ranging in complexity of the model and of the underlying implementation. We found injected bugs in all systems, and were able to find two new bugs. The tool has competitive performance against other tools in this space, and has the benefit of using TLA+, which is a common concurrency modeling language for concurrent systems.

## References

- [1] Martin Abadi and Leslie Lamport. 1988. The Existence of Refinement Mappings. In *Proceedings of the 3rd Annual Symposium on Logic in Computer Science*. 165–175.
- [2] Parosh Aziz Abdulla, Samuel Grahn, Bengt Jonsson, Shankaranarayanan Krishna, and Om Swostik Mishra. 2025. Efficient Linearizability Monitoring. *Proceedings of the ACM on Programming Languages* 9, PLDI (2025), 1937–1960.
- [3] Anish Athalye. [n. d.]. anishathalye/porcupine. [github.com/anishathalye/porcupine](https://github.com/anishathalye/porcupine). Accessed: 2025-11-13.
- [4] Hal Berenson, Phil Bernstein, Jim Gray, Jim Melton, Elizabeth O’Neil, and Patrick O’Neil. 1995. A critique of ANSI SQL isolation levels. In *Proceedings of the 1995 ACM SIGMOD International Conference on Management of Data* (San Jose, California, USA) (SIGMOD ’95). Association for Computing Machinery, New York, NY, USA, 1–10. doi:10.1145/223784.223785
- [5] Sebastian Burckhardt, Chris Dern, Madanlal Musuvathi, and Roy Tan. 2010. Line-up: a complete and automatic linearizability checker. In *Proceedings of the 31st ACM SIGPLAN Conference on Programming Language Design and Implementation*. 330–340.
- [6] Horatiu Cirstea, Markus A. Kuppe, Benjamin Loillier, and Stephan Merz. 2024. Validating Traces of Distributed Programs Against TLA<sup>+</sup> Specifications. In *22nd Intl. Conf. Software Engineering and Formal Methods (SEFM 2024) (LNCS, Vol. 15280)*, Alexandre Madeira and Alexander Knapp (Eds.). Springer, Aveiro, Portugal, 126–143.
- [7] A. Jesse Jiryu Davis, Max Hirschhorn, and Judah Schvimer. 2020. eXtreme Modelling in Practice. *Proc. VLDB Endow.* 13, 9 (2020), 1346–1358. doi:10.14778/3397230.3397233
- [8] Cameron Desrochers and other contributors. 2013. cameron314/concurrentqueue: A fast multi-producer, multi-consumer lock-free concurrent queue for C++11. <https://github.com/cameron314/concurrentqueue/>. Accessed: 2025-11-13.
- [9] Ding Ding, Zhanghan Wang, Jinyang Li, and Aurojit Panda. 2025. Runtime Protocol Refinement Checking for Distributed Protocol Implementations. In *22nd USENIX Symposium on Networked Systems Design and Implementation, NSDI 2025, Philadelphia, PA, USA, April 28-30, 2025*, Theophilus A. Benson and Radhika Niranjan Mysore (Eds.). USENIX Association, 1305–1326. <https://www.usenix.org/conference/nsdi25/presentation/ding>
- [10] Eelco Dolstra, Merijn De Jonge, Eelco Visser, et al. 2004. Nix: A Safe and Policy-Free System for Software Deployment.. In *LISA*, Vol. 4. 79–92.
- [11] Star Dorminey. 2020. Kayfabe – model-based program testing. <https://conf.tlapl.us/2020/>
- [12] Michael Emmi and Constantin Enea. 2017. Sound, complete, and tractable linearizability monitoring for concurrent collections. *Proceedings of the ACM on Programming Languages* 2, POPL (2017), 1–27.
- [13] Colin J. Fidge. 1988. Timestamps in Message-Passing Systems that Preserve the Partial Ordering. In *ACSC*. University of Queensland, Australia, 55–66.
- [14] Darius Foo, Andreea Costea, and Wei-Ngan Chin. 2023. Protocol Conformance with Choreographic PlusCal. In *Theoretical Aspects of Software Engineering - 17th International Symposium, TASE 2023, Bristol, UK, July 4-6, 2023, Proceedings (Lecture Notes in Computer Science, Vol. 13931)*, Cristina David and Meng Sun (Eds.). Springer, 126–145. doi:10.1007/978-3-031-35257-7\_8
- [15] Adrian Francalanza, Jorge A. Pérez, and César Sánchez. 2018. *Runtime Verification for Decentralised and Distributed Systems*.
- [16] Sadayuki Furuhashi. [n. d.]. MessagePack. <https://msgpack.org/index.html>. Accessed: 2025-11-13.
- [17] Yu Gao, Dong Wang, Wensheng Dou, Wenhan Feng, Yu Liang, Yuan Feng, and Jun Wei. 2025. Model Checking Guided Incremental Testing for Distributed Systems. *Proc. ACM Softw. Eng.* 2, ISSTA, 297–319. doi:10.1145/3728883
- [18] Phillip B Gibbons and Ephraim Korach. 1997. Testing shared memories. *SIAM J. Comput.* 26, 4 (1997), 1208–1244.
- [19] Wojciech Golab, Lisa Higham, and Philipp Woelfel. 2011. Linearizable implementations do not suffice for randomized distributed computation. In *Proceedings of the forty-third annual ACM symposium on Theory of computing*. 373–382.
- [20] Pavel Golovin, Michalis Kokologiannakis, and Viktor Vafeiadis. 2025. RELINCHE: Automatically Checking Linearizability under Relaxed Memory Consistency. *Proc. ACM Program. Lang.* 9, POPL, Article 70 (Jan. 2025), 28 pages. doi:10.1145/3704906
- [21] Ege Berkay Gulcan, Burcu Kulahcioglu Ozkan, Rupak Majumdar, and Srinidhi Nagendra. 2024. Model-guided Fuzzing of Distributed Systems. *CoRR* abs/2410.02307 (2024).
- [22] Finn Hackett and Ivan Beschastnikh. 2025. TraceLinking Implementations with Their Verified Designs. *Proc. ACM Program. Lang.* 9, OOPSLA2, Article 350 (Oct. 2025), 28 pages. doi:10.1145/3763128
- [23] Finn Hackett, Shayan Hosseini, Renato Costa, Matthew Do, and Ivan Beschastnikh. 2023. Compiling Distributed System Models with PGo. In *International Conference on Architectural Support for Programming Languages and Operating Systems (ASPLOS)*.
- [24] Lee Zheng Han and Umang Mathur. 2024. Efficient Linearizability Monitoring for Sets, Stacks, Queues and Priority Queues. *arXiv e-prints* (2024), arXiv–2410.



- [25] Li Haoyi. 2018. Mill: A Better Build Tool for Java, Scala, & Kotlin. <https://mill-build.org/mill/index.html>. Accessed 2025-11-13.
- [26] Maurice P Herlihy and Jeannette M Wing. 1990. Linearizability: A correctness condition for concurrent objects. *ACM Transactions on Programming Languages and Systems (TOPLAS)* 12, 3 (1990), 463–492.
- [27] Alex Horn and Daniel Kroening. 2015. Faster Linearizability Checking via P-Compositionality. In *Formal Techniques for Distributed Objects, Components, and Systems*, Susanne Graf and Mahesh Viswanathan (Eds.). Springer International Publishing, Cham, 50–65.
- [28] Alex Horn and Daniel Kroening. 2015. Faster linearizability checking via P-compositionality. In *International Conference on Formal Techniques for Distributed Objects, Components, and Systems*. Springer, 50–65.
- [29] Heidi Howard, Markus A. Kuppe, Edward Ashton, Amaury Chamayou, and Natacha Crooks. 2025. Smart Casual Verification of the Confidential Consortium Framework. In *USENIX Symposium on Networked Systems Design and Implementation (NSDI)*.
- [30] Nikita Koval, Alexander Fedorov, Maria Sokolova, Dmitry Tsitelov, and Dan Alistarh. 2023. Lincheck: A practical framework for testing concurrent data structures on JVM. In *International Conference on Computer Aided Verification*. Springer, 156–169.
- [31] Markus Alexander Kuppe, Leslie Lamport, and Daniel Ricketts. 2019. The TLA+ Toolbox. *Electronic Proceedings in Theoretical Computer Science* 310 (2019), 50–62.
- [32] Lamport. 1979. How to make a multiprocessor computer that correctly executes multiprocess programs. *IEEE transactions on computers* 100, 9 (1979), 690–691.
- [33] Leslie Lamport. 2002. *Specifying Systems: The TLA+ Language and Tools for Hardware and Software Engineers*. Addison-Wesley Longman Publishing Co., Inc., Boston, MA, USA.
- [34] Ao Li, Byeongjee Kang, Vasudev Vikram, Isabella Laybourn, Samvid Dharamkoti, Shrey Tiwari, and Rohan Padhye. 2025. Fray: An Efficient General-Purpose Concurrency Testing Platform for the JVM. *Proceedings of the ACM on Programming Languages* 9, OOPSLA2 (2025), 4035–4063.
- [35] Gavin Lowe. 2016. Testing for linearizability. *Concurrency and Computation: Practice and Experience* 29 (12 2016). doi:10.1002/cpe.3928
- [36] Madanlal Musuvathi, Shaz Qadeer, Thomas Ball, Gerard Basler, Piramanayagam Arumuga Nainar, and Iulian Neamtii. 2008. Finding and Reproducing Heisenbugs in Concurrent Programs.. In *OSDI*, Vol. 8.
- [37] Zhi Niu, Luming Dong, Yong Zhu, and Li Chen. 2022. Verifying Zookeeper based on Model-Based runtime Trace-Checking using TLA+. In *Proceedings of the 7th International Conference on Cyber Security and Information Engineering (ICCSIE '22)*. 13–18.
- [38] Robert O’Callahan. 2016. Introducing rr Chaos Mode. <https://robert.ocallahan.org/2016/02/introducing-rr-chaos-mode.html>. Accessed: 2025-11-13.
- [39] Robert O’Callahan, Chris Jones, Nathan Froyd, Kyle Huey, Albert Noll, and Nimrod Partush. 2017. rr: lightweight recording & deterministic debugging. <https://rr-project.org/>. Accessed: 2025-10-09.
- [40] Peizhao Ou and Brian Demsky. 2017. Checking Concurrent Data Structures Under the C/C++11 Memory Model. In *Proceedings of the 22nd ACM SIGPLAN Symposium on Principles and Practice of Parallel Programming* (Austin, Texas, USA) (PPOPP ’17). Association for Computing Machinery, New York, NY, USA, 45–59. doi:10.1145/3018743.3018749
- [41] Lingzhi Ouyang, Xudong Sun, Ruize Tang, Yu Huang, Madhav Jivrajani, Xiaoxing Ma, and Tianyin Xu. 2025. Multi-Grained Specifications for Distributed System Model Checking and Verification. In *Proceedings of the Twentieth European Conference on Computer Systems, EuroSys 2025, Rotterdam, The Netherlands, 30 March 2025 - 3 April 2025*. ACM, 379–395. doi:10.1145/3689031.3696069
- [42] Burcu Kulahcioglu Ozkan, Rupak Majumdar, and Filip Niksic. 2019. Checking linearizability using hitting families. In *Proceedings of the 24th Symposium on Principles and Practice of Parallel Programming* (Washington, District of Columbia) (PPOPP ’19). Association for Computing Machinery, New York, NY, USA, 366–377. doi:10.1145/3293883.3295726
- [43] Burcu Kulahcioglu Ozkan, Rupak Majumdar, and Simin Oraee. 2019. Trace aware random testing for distributed systems. *Proc. ACM Program. Lang.* 3, OOPSLA, Article 180 (Oct. 2019), 29 pages.
- [44] Christos H Papadimitriou. 1979. The serializability of concurrent database updates. *Journal of the ACM (JACM)* 26, 4 (1979), 631–653.
- [45] Christina Peterson, Victor Cook, and Damian Dechev. 2021. Concurrent correctness in vector space. In *International Conference on Verification, Model Checking, and Abstract Interpretation*. Springer, 151–173.
- [46] Lauren Pick, Amanda Xu, Ankush Desai, Sanjit A Seshia, and Aws Albarghouthi. 2025. Checking Observational Correctness of Database Systems. *Proceedings of the ACM on Programming Languages* 9, OOPSLA1 (2025), 1661–1688.
- [47] Susmit Sarkar, Peter Sewell, Jade Alglave, Luc Maranget, and Derek Williams. 2011. Understanding POWER multiprocessors. In *Proceedings of the 32nd ACM SIGPLAN conference on Programming language design and implementation*. 175–186.
- [48] Will Schultz. 2021. Spectacle. <https://github.com/will62794/spectacle>. Accessed: 2025-11-13.

- [49] William Schultz and Murat Demirbas. 2025. Design and Modular Verification of Distributed Transactions in MongoDB. *Proc. VLDB Endow.* 18, 12 (Aug. 2025), 5045–5058. doi:10.14778/3750601.3750626
- [50] William Schultz and Murat Demirbas. 2025. Design and Modular Verification of Distributed Transactions in MongoDB. *Proc. VLDB Endow.* 18, 12 (Sept. 2025), 5045–5058. doi:10.14778/3750601.3750626
- [51] Peter Sewell, Susmit Sarkar, Scott Owens, Francesco Zappa Nardelli, and Magnus O Myreen. 2010. x86-TSO: a rigorous and usable programmer’s model for x86 multiprocessors. *Commun. ACM* 53, 7 (2010), 89–97.
- [52] Ruize Tang, Xudong Sun, Yu Huang, Yuyang Wei, Lingzhi Ouyang, and Xiaoxing Ma. 2024. SandTable: Scalable Distributed System Model Checking with Specification-Level State Exploration. In *Proceedings of the Nineteenth European Conference on Computer Systems, EuroSys 2024, Athens, Greece, April 22-25, 2024*. ACM, 736–753. doi:10.1145/3627703.3650077
- [53] Martin Vechev, Eran Yahav, and Greta Yorsh. 2009. Experience with Model Checking Linearizability. In *Proceedings of the 16th International SPIN Workshop on Model Checking Software* (Grenoble, France). Springer-Verlag, Berlin, Heidelberg, 261–278. doi:10.1007/978-3-642-02652-2\_21
- [54] Dong Wang, Wensheng Dou, Yu Gao, Chenao Wu, Jun Wei, and Tao Huang. 2023. Model Checking Guided Testing for Distributed Systems. In *Proceedings of the Eighteenth European Conference on Computer Systems, EuroSys 2023, Rome, Italy, May 8-12, 2023*, Giuseppe Antonio Di Luna, Leonardo Querzoni, Alexandra Fedorova, and Dushyanth Narayanan (Eds.). ACM, 127–143. doi:10.1145/3552326.3587442
- [55] Jeannette M. Wing and Chun Gong. 1993. Testing and verifying concurrent objects. *J. Parallel Distrib. Comput.* 17, 1-2 (Jan. 1993), 164–182. doi:10.1006/jpdc.1993.1015
- [56] WiredTiger. 2025. WiredTiger Storage Engine. <https://www.wiredtiger.com/>.
- [57] Evan Wrench, Ajay Singh, Younghun Roh, Eric Ruppert, Panagiota Fatourou, Siddhartha Jayanti, and Yuanhao Wei. 2026. Concurrent Balanced Augmented Trees. In *Proceedings of the 31st ACM SIGPLAN Symposium on Principles and Practice of Parallel Programming (PPoPP ’26)*. Association for Computing Machinery, New York, NY, USA.
- [58] Yuan Yu, Panagiotis Manolios, and Leslie Lamport. 1999. Model Checking TLA+ Specifications. In *Correct Hardware Design and Verification Methods*. 54–66.