

Translation as a Scalable Proxy for Multilingual Evaluation

Sheriff Issaka¹, Erick Rosas Gonzalez^{1*}, Lieqi Liu^{1*}, Evans Kofi Agyei²,
Lucas Bandarkar¹, Nanyun Peng¹, David Ifeoluwa Adelani³,
Francisco Guzmán⁴, Saadia Gabriel¹

¹University of California, Los Angeles, ²African Languages Lab,
³Mila - Quebec AI Institute, McGill University & Canada CIFAR AI Chair, ⁴Handshake AI

Correspondence: sheriff@cs.ucla.edu

Abstract

The rapid proliferation of LLMs has created a critical evaluation paradox: while LLMs claim multilingual proficiency, comprehensive non-machine-translated benchmarks exist for fewer than 30 languages, leaving >98% of the world’s 7,000 languages in an empirical void. Traditional benchmark construction faces scaling challenges such as cost, scarcity of domain experts, and data contamination. We evaluate the validity of a simpler alternative: *can translation quality alone indicate a model’s broader multilingual capabilities?* Through systematic evaluation of 14 models (1B-72B parameters) across 9 diverse benchmarks and 7 translation metrics, we find that translation performance is a good indicator of downstream task success (e.g., Phi-4, median Pearson r : METRICX = 0.89, xCOMET = 0.91, SSA-COMET = 0.87). These results suggest that the representational abilities supporting faithful translation overlap with those required for multilingual understanding. Translation quality, thus emerges as a strong, inexpensive first-pass proxy of multilingual performance, enabling a *translation-first screening* with targeted follow-up for specific tasks. ^{1 2}

1 Introduction

The rapid advancement of large language models (LLMs) has created a major technological paradox: while these models are deployed globally and claim multilingual capabilities (Ouyang et al., 2022a; OpenAI et al., 2024; Touvron et al., 2023; Workshop et al., 2023; Xue et al., 2021), we lack the basic infrastructure to assess their abilities. Of the world’s 7,000 languages, comprehensive non-machine-translated benchmarks exist for fewer

than 30 overlapping languages (Choenni et al., 2024; Hada et al., 2024; Adelani et al., 2025; Singh et al., 2025; Cobbe et al., 2021; Lewis et al., 2020; Zellers et al., 2019; Lin et al., 2022), leaving more than 98% of linguistic diversity unmeasured. This evaluation vacuum has profound consequences as entire language communities are excluded from AI development, not because their languages are inherently unsuitable for modeling, but because we simply cannot measure whether models work for them at all (Zhu et al., 2024; Xu et al., 2025; Chang et al., 2023; Issaka et al., 2025). For these low-resourced languages (LRLs), evaluations suffer from a dual failure: they are frequently nonexistent, and when present, systematically overestimate model capabilities (Ahuja et al., 2022; Choenni et al., 2024).

As a response, this work explores a simple but overlooked question:

Can translation quality serve as a reliable, scalable, and cost-effective proxy for a model’s broader multilingual capabilities?

The current paradigm of building task-specific benchmarks for each language has proven economically costly, inherently unscalable, and systematically biased (Li et al., 2024a; Yüksel et al., 2024; Adelani et al., 2025). A recent analysis of over 2,000 benchmarks revealed that despite investments exceeding tens of millions of dollars between 2021 and 2024, coverage remains overwhelmingly concentrated on English and a handful of high-resource languages (Wu et al., 2025a). Even well-intentioned efforts to automatically translate existing benchmarks fail systematically, as these machine translations cannot capture cultural and linguistic nuances, resulting in evaluations that correlate poorly with human judgments and perpetuate biases (Wu et al., 2025a; Romanou et al., 2024a; Ramezani and Xu, 2023; Singh et al., 2024; Aakanksha et al., 2024).

*Equal contribution.

¹To promote accessibility, we provide translations of this abstract in 10 different languages in Appendix I, generated using Mansa and ChatGPT 5.

² Code &  Data: <https://translation-as-multilingual-proxy.github.io/>

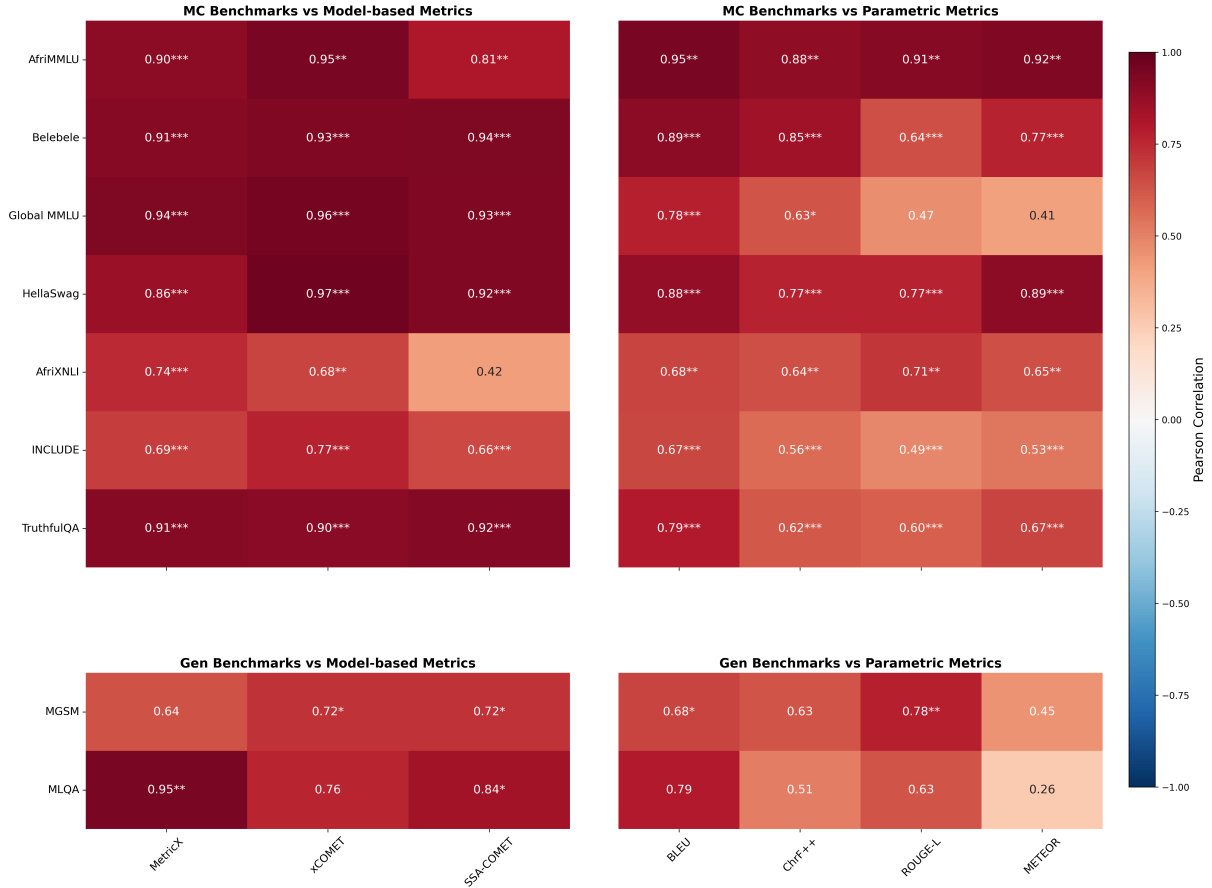


Figure 1: Pearson correlation matrix for the Phi-4 (14B) model, showing correlations between MT quality metrics and multilingual benchmark performance on FLORES-200. Color intensity indicates the strength of correlation, with darker red denoting stronger positive correlations.

We hypothesize that high-quality, human-verified parallel corpora could provide a foundation for evaluating general multilingual capabilities. This claim rests on a central insight: translation is one of the most demanding natural language tasks as it requires bridging non-isomorphic linguistic systems while preserving meaning across semantics, pragmatics, discourse structure, and cultural context (Ataman et al., 2025; Liu et al., 2025).

To test this hypothesis, we conduct the most comprehensive correlation analysis to date as described in §3. We examine 14 models spanning 5 distinct families (Llama (AI@Meta, 2024), DeepSeek (DeepSeek-AI, 2025), Qwen (Yang et al., 2025; Qwen et al., 2025), Gemma (Team et al., 2025b), Phi (Abdin et al., 2024)), ranging from 1B to 72B parameters. We evaluate their performance across 9 diverse multilingual benchmarks (TRUTHFULQA (Lai et al., 2023), MLQA (Lewis et al., 2020), GLOBALMMLU (Singh et al., 2025), BELEBELE (Bandarkar et al., 2024), MGSM (Shi et al., 2022b), AFRIMMLU (Adelani et al., 2025), HELLASWAG

(Lai et al., 2023), AFRIXNLI (Adelani et al., 2025), INCLUDE (Romanou et al., 2024b)) that span the full spectrum of language understanding: knowledge retrieval, logical reasoning, reading comprehension, and natural language inference. These benchmark scores are then systematically correlated with 7 distinct machine translation (MT) quality metrics across 3 translation datasets (FLORES-200 (NLLB Team et al., 2022), WMT24++ (Deutsch et al., 2025), NTREX (Ferdemann et al., 2022; Enevoldsen et al., 2025; Muennighoff et al., 2022)), enabling us to examine whether translation quality consistently correlates with performance across different task types, model architectures, and language families.

Our findings in §4 demonstrate alignment with this hypothesis: translation quality correlates well with downstream task performance across most language-task combinations, yielding a median Pearson of $r = 0.89$ for METRICX, 0.91 for xCOMET, and 0.87 for SSA-COMET. This suggests that the neural representations required for

high-quality translation may be intertwined with those needed for complex reasoning. Translation quality, therefore, offers a low-cost first-pass signal of multilingual performance. While it cannot replace task-specific benchmarks entirely, it enables a practical two-stage evaluation pipeline where translation metrics provide rapid assessment across thousands of languages, followed by targeted benchmark evaluation only where needed.

2 Related Work

LLMs have changed natural language processing (NLP) and the space of AI (Brown et al., 2020; Ouyang et al., 2022b; Bai et al., 2022; OpenAI et al., 2024; Team et al., 2025a). Consequently, the rapid development of multilingual LLMs has created a significant challenge: how can we reliably and efficiently evaluate their capabilities across a diverse linguistic landscape? The academic community has largely pursued the path of building comprehensive, task-specific benchmarks that aim for exhaustive testing.

2.1 Multilingual Benchmark

Recent research has adopted two approaches to multilingual LLM evaluation. The first involved translating existing English evaluation suites into other languages using either human translators or MT systems (Shi et al., 2022a; Lai et al., 2023; Bandarkar et al., 2024; Singh et al., 2025; Hupkes and Bogoychev, 2025). Works such as XNLI extended natural language inference to 15 languages, establishing a paradigm that was adopted by benchmarks for question answering (MLQA), commonsense reasoning (XCOPA), and mathematical reasoning (MGSM) (Conneau et al., 2018; Lewis et al., 2020; Ponti et al., 2020; Shi et al., 2022b).

To address the limitations and potential biases of this translation-centric approach, a second line focuses on creating more culturally-centric and linguistically nuanced benchmarks curated directly in target languages. For example, studies collected human exam questions from specific regions in the target language with examples in Chinese, Indonesian, and Turkish (Koto et al., 2023; Li et al., 2024b; Yüksel et al., 2024).

Other efforts expanded multitask evaluation with a focus on low-resourced regions, as seen in GLOBAL MMLU and IROKOBENCH (Singh et al., 2025; Adelani et al., 2025). Other studies emphasize the inclusion of culturally specific content in

their evaluation, such as CULTURALBENCH (Chiu et al., 2025), ARTEILINGO-28 (Mohamed et al., 2024), and CVQA (Romero et al., 2024).

While these benchmarks provide a thorough assessment of a model’s multilingual capabilities, their primary limitation is the difficulty in creating them. They are computationally and financially expensive, time-consuming to build and run, making frequent or large-scale evaluation prohibitive. Thus, the (left-behind) language communities that will need such evaluations the most are those least likely to have the said resources to create such benchmarks (Issaka et al., 2024).

2.2 Machine Translation Metrics

The field of MT metrics has evolved significantly from its reliance on lexical overlap methods like BLEU and CHRF++, which often fail to capture semantic accuracy (Papineni et al., 2002; Popović, 2017). The current state of the art is dominated by embedding neural metrics trained on human judgments. Models like COMET and METRICX leverage powerful encoders to score translations based on semantic similarity rather than surface-level n-gram matching (Rei et al., 2020; Juraska et al., 2024). This has made translation evaluation on broad coverage datasets like FLORES-200 (NLLB Team et al., 2022) an attractive proxy for a model’s general cross-lingual understanding. In fact, many large-scale evaluation suites now include translation as a core task along with reasoning and knowledge assessments (Zhang et al., 2025).

3 Methods

3.1 Evaluation Design

Our study investigates the relationship between MT quality and multilingual task performance. To this end, we evaluate translation outputs of LLMs and compare them against benchmark performance across diverse categories. The evaluation framework consists of three components: (1) MT for direct measurement of cross-lingual quality, (2) benchmark tasks spanning reasoning, comprehension, and inference, and (3) correlation analysis between translation metrics and benchmark scores.

3.2 Translation Evaluation

We adopt FLORES-200, WMT24++, and NTREX datasets, which provide translated parallel corpora in about 200 languages, as our primary testbed

for translation quality (NLLB Team et al., 2022; Deutsch et al., 2025; Federmann et al., 2022; Enevoldsen et al., 2025; Muennighoff et al., 2022). These datasets cover a broad spectrum of language families and resource levels, ensuring representativeness for both high- and low-resource settings (Table 5 in Appendix). We use different datasets to ensure that the results we see are not singularly aligned with any corpus.

For the translation task, we adopt a zero-shot prompting strategy designed to elicit faithful translations without additional fine-tuning. We use a direct instruction format, structured as follows:

```
Translate the following sentence
into {lang}. Do not output any
other text.
English: {s}
{lang}:
```

The resulting outputs are evaluated against the corresponding reference translations. Rather than employing a uniform deterministic setting, we utilize model-specific sampling parameters to align with the recommended configurations for each architecture (Table 1). We maintain a consistent limit of 1,024 maximum tokens across all evaluations. For models with specialized reasoning capabilities, we explicitly disabled those modes during inference. Any residual reasoning traces (e.g., <think> blocks) were strictly filtered out during post-processing to ensure consistency.

Model	temp	top_p	top_k	max_tokens
Gemma	1.00	0.95	64	1024
Qwen	0.70	0.80	20	1024
DeepSeek	0.60	0.95	0.0	1024
Llama	0.60	0.90	0.0	1024
Mistral	0.15	1	0.0	1024
Phi	0.80	0.95	0.0	1024

Table 1: Sampling parameters utilized for each model family during evaluation.

Translation quality is assessed using both established surface-level metrics and modern neural evaluation approaches. We employ BLEU (Papineni et al., 2002), which measures n-gram precision between candidate and reference translations, and CHRF++ (Popović, 2017), a character-level F-score metric that also incorporates word n-grams for improved correlation with human judgments. Additionally, we include ROUGE-L (Lin, 2004), which focuses on longest common subsequence matching, and METEOR (Denkowski

and Lavie, 2014), which balances precision and recall while accounting for stemming and synonymy. To complement these lexical overlap metrics, we incorporate neural metrics that better capture semantic equivalence: xCOMET (Guerreiro et al., 2024), which combines sentence-level evaluation with fine-grained error detection capabilities, SSA-COMET (Li et al., 2025), an update from AFRICOMET (Wang et al., 2024) using a large human-annotated dataset, and METRICX (Juraska et al., 2024), the Google submission to the WMT 2024 METRICS SHARED TASK.

This comprehensive evaluation framework allows us to assess both surface-level similarity and deeper semantic preservation across translations.

3.3 Benchmarks

We evaluate models across 9 multilingual benchmarks to cover complementary task categories:

Global MMLU: A multilingual extension of the Massive Multitask Language Understanding benchmark, testing factual knowledge and academic reasoning across languages (Hendrycks et al., 2021; Singh et al., 2025). We use the "LITE" variant, which contains of 15 languages with fully human-translated or post-edited content. We use accuracy scores in our analysis.

Belebele: A large-scale reading comprehension benchmark covering 122 languages (Bandarkar et al., 2024). Each task consists of a short passage from the FLORES-200 dataset followed by a multiple-choice question. We use accuracy scores in our analysis.

MLQA: A cross-lingual extractive question answering benchmark spanning seven languages and designed in the SQUAD format (Lewis et al., 2020). We use f1 scores from English to target language in our analysis.

MGSM: A multilingual extension of the GSM8K dataset for mathematical reasoning (Cobbe et al., 2021) in ten languages (Shi et al., 2022b). We evaluate in the direct prediction setting, where the model generates a final answer without reasoning steps. We use direct exact match scores in our analysis.

IrokoBench: A benchmark suite for African languages covering 16 low-resource languages (Ade-lani et al., 2025). It includes adaptations of 3 well-known benchmarks. Due to tooling limitations, AFRIMGSM was not included in our evaluation.

- **AfriMMLU:** An African language adaptation

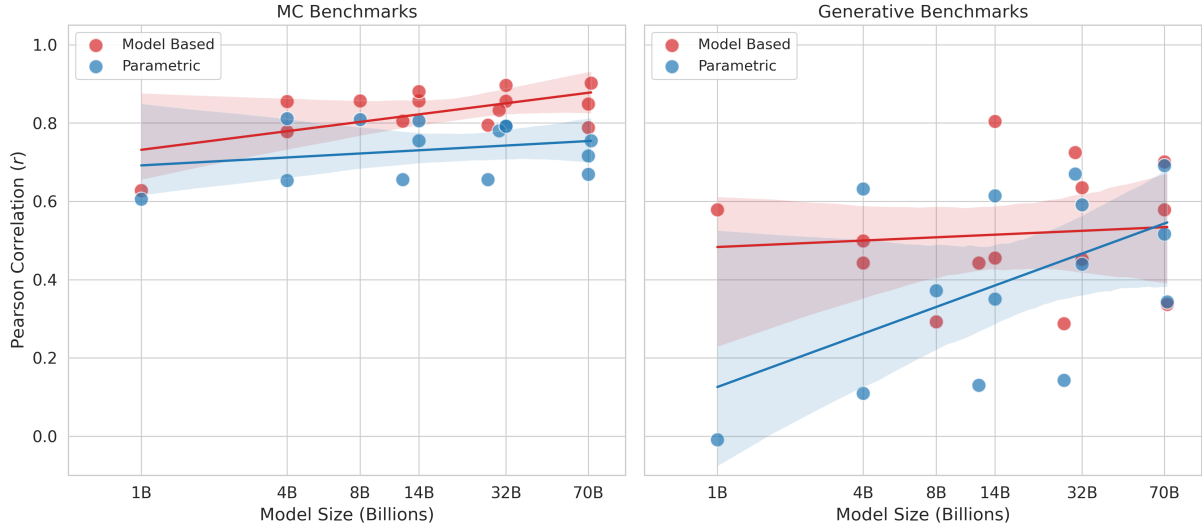


Figure 2: Aggregated Pearson correlations between MT metrics and multilingual benchmarks across 14 models ranging from 1B to 72B parameters on the FLORES-200 dataset. **Left:** Correlations with Multiple Choice (MC) benchmarks. **Right:** Correlations with Generative benchmarks. Shaded areas indicate 95% confidence intervals. Red lines represent model-based neural MT metrics, while blue lines represent parametric metrics.

of MMLU, designed to test reasoning in LRLs. We use direct accuracy scores and Prompt 1 in our analysis.

- **AfriXNLI:** A natural language inference dataset for African languages. We use accuracy scores and Prompt 2 in our analysis.

HellaSwag: A commonsense reasoning benchmark originally introduced by Zellers et al. (2019). We use the multilingual version from the Okapi benchmark suite (Lai et al., 2023), which includes 30 machine-translated languages. We use accuracy scores in our analysis.

TruthfulQA: An adversarial benchmark for testing truthfulness and informativeness, originally developed by Lin et al. (2022). We use the MC1 variant from the Okapi suite (Lai et al., 2023). This variant covers 31 machine-translated languages. We use MC2 accuracy scores in our analysis.

INCLUDE: A question answering benchmark emphasizing knowledge and reasoning across 44 languages to assess the capabilities of LLMs within the authentic linguistic contexts in which they are intended to operate (Romanou et al., 2024a). We use default accuracy scores in our analysis.

3.4 Model and Software Infrastructure

All evaluations are conducted on state-of-the-art multilingual LLMs (Table 4 in Appendix). We generate outputs via the vLLM framework, which

provides efficient distributed inference with high-throughput decoding (Kwon et al., 2023).

Benchmark results are obtained through LM EVAL HARNESS, a standardized framework for large-scale model evaluation (Gao et al., 2024). These frameworks increase comparability with prior work and minimize implementation biases.

3.5 Correlation Analysis

To quantify the relationship between translation quality and benchmark performance, we compute both non-parametric and parametric correlation coefficients. Specifically, we report **Pearson’s correlation** (r) to capture linear associations, sensitive to magnitude and direction of variation (Pearson, 1895). Also, **Spearman’s rank correlation** (ρ): to capture monotonic relationships, robust to non-linearities and outliers (Spearman, 1961).

Statistical significance is assessed at $\alpha = 0.05$ using two-tailed permutation tests ($N = 2000$). This non-parametric approach is well-suited to our multilingual benchmark data as it remains robust under non-normal distributions and small sample sizes. Correlation coefficients are computed via `scipy.stats` (Virtanen et al., 2020), while significance is determined via random shuffling. To aggregate performance across the fixed population of languages and tasks, we apply Fisher’s z -transformation to normalize correlation coefficients prior to averaging. Reported mean correlations are then derived via inverse transformation, ensuring a

statistically rigorous representation of the central tendency.

3.6 Reproducibility and Availability

All experiments were run on NVIDIA H100 GPUs with 80GB memory. Translation and benchmark outputs, evaluation scripts, and correlation analyses are implemented in Python and will be released upon publication to support reproducibility.

4 Results

We analyze the relationship between MT quality and downstream multilingual task performance by computing correlations between 7 MT metrics and 9 multilingual benchmarks across 14 LLMs. This section highlights findings from the Phi-4 (14B) model as a representative case, as it exhibits stable behavior across tasks and metrics. Figure 1 provides a granular view of the Pearson correlation matrix for Phi-4 on FLORES-200, with a complete set of its metric-dataset-benchmark correlations provided in Tables 2 and 6 in the Appendix.

Beyond this individual case, we observe that the correlational strength of translation metrics scales consistently across model sizes. Figure 2 summarizes these aggregated trends, illustrating how the correlation between MT quality and benchmark success persists across the 1B to 72B parameter range. Exhaustive results across the remaining 13 models can be found in Appendix E.

4.1 Overview of Translation-Performance Alignment

Across languages and tasks, translation quality correlates strongly with downstream performance. For most metrics, the median correlation exceeds $r = 0.80$. Neural metrics are the most consistently correlated: xCOMET achieves a median $r = 0.91$, METRICX a median $r = 0.89$, and SSA-COMET a median $r = 0.87$. This linear relationship is visually apparent in Figure 3 (reading comprehension) and Figure 4 (commonsense reasoning).

Importantly, the relationship does not rely exclusively on neural evaluators. Purely lexical metrics retain substantial correlational strength: BLEU attains a median $r = 0.79$, with CHRF++ (median $r = 0.63$) and ROUGE-L (median $r = 0.66$) also remaining informative. The competitive performance of BLEU and ROUGE-L on many benchmark-dataset pairs provides a strong control: it suggests that the correlation signal originates in

translation quality itself, rather than idiosyncrasies of learned MT evaluators. Overall, translation quality, regardless of the metric family, emerges as a meaningful proxy for multilingual task performance.

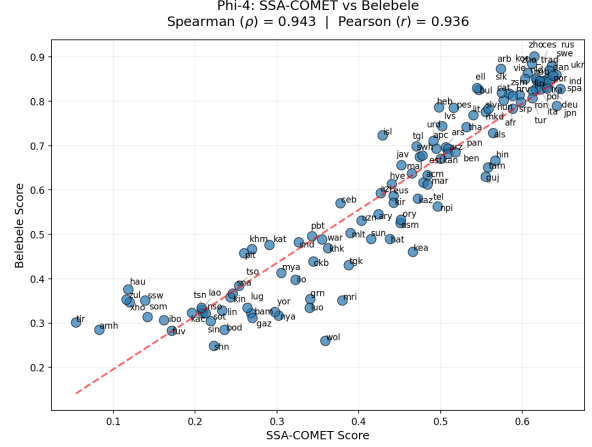


Figure 3: Correlation between translation quality (SSA-COMET) and reading comprehension (BELEBELE) for Phi-4 across 115 languages. The high coefficients ($r = 0.936, \rho = 0.943$) demonstrate a strong linear alignment between translation and NLU tasks.

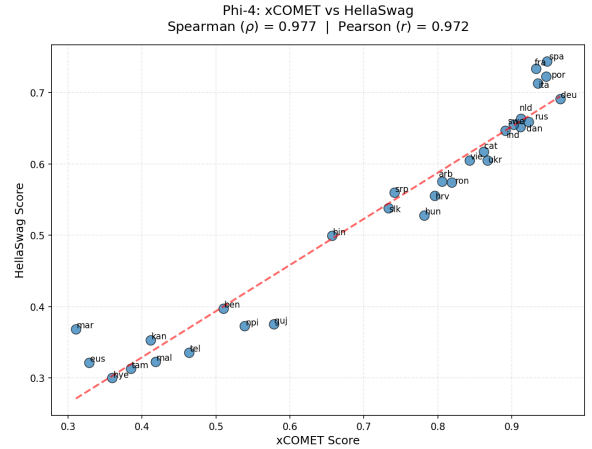


Figure 4: Correlation between translation quality (xCOMET) and commonsense reasoning (HELLASWAG) for Phi-4 across 30 languages. The alignment ($r = 0.972, \rho = 0.977$) suggests that the semantic representations required for translation and commonsense reasoning are highly congruent.

We also observe systematic differences by task category. Benchmarks emphasizing semantic understanding and inference show uniformly strong correlations (AFRIMMLU: median $r = 0.92$; HELLASWAG: median $r = 0.87$; TRUTHFULQA: median $r = 0.76$). In contrast, tasks requiring more specialized competencies exhibit weaker

and more variable alignment (INCLUDE: median $r = 0.62$; MGSM: median $r = 0.72$; MLQA: median $r = 0.76$).

Scaling across model size. Figure 2 aggregates correlations over all 14 models and shows that translation-benchmark alignment persists across the 1B-72B range (with 95% confidence intervals), indicating that the proxy relationship is not specific to a single architecture or scale.

Figure-based exemplars. Figure 3 illustrates the correlation between translation quality (SSA-COMET) and reading comprehension (BELEBELE) for Phi-4 across 115 languages, with high coefficients ($r = 0.936$, $\rho = 0.943$), indicating strong linear and rank alignment between translation and NLU performance. Figure 4 shows a similarly strong relationship between translation quality (xCOMET) and commonsense reasoning (HELLASWAG) for Phi-4 across 30 languages ($r = 0.972$, $\rho = 0.977$), consistent with highly shared semantic representations.

4.2 Task-Based Analysis

We next break down alignment by benchmark family to characterize where translation quality is most (and least) efficacious, and how this depends on metric choice and translation dataset.

4.2.1 Knowledge and Academic Reasoning

GLOBAL MMLU and AFRIMMLU both show strong alignment between MT quality and benchmark performance, but with clear metric dependence. On GLOBAL MMLU, neural metrics are consistently strongest: xCOMET and SSA-COMET achieve correlations above 0.92 across datasets. AFRIMMLU also exhibits high alignment across nearly all metrics, in part due to its limited data points. Traditional lexical metrics are more mixed: BLEU remains moderately to strongly correlated on both benchmarks, whereas METEOR and ROUGE-L degrade notably on GLOBAL MMLU, particularly on FLORES-200.

4.2.2 Natural Language Understanding

BELEBELE displays high translation-benchmark alignment (median $r = 0.83$). Neural metrics are consistently strong (e.g., METRICX $r = 0.71$ – 0.92 , SSA-COMET $r = 0.85$ – 0.94 , xCOMET $r = 0.83$ – 0.93), while overlap metrics can be substantially lower on WMT24++ (e.g., CHRF++ $r = 0.44$ and BLEU $r = 0.69$

on WMT24++, versus CHRF++ $r = 0.77$ – 0.85 and BLEU $r = 0.86$ – 0.89 on FLORES-200/NTREX; Table 2). MLQA (median $r = 0.76$) shows the largest spread across metrics, including the lowest correlation reported in Table 2 (METEOR on FLORES-200: $r = 0.26$). In contrast, METRICX is consistently high on MLQA ($r = 0.93$ – 0.98). AFRIXNLI has a lower median (median $r = 0.72$) and notable metric sensitivity: on FLORES-200 and NTREX, SSA-COMET is comparatively low ($r = 0.42$ and $r = 0.37$, respectively), while other metrics remain substantially higher (e.g., METRICX $r = 0.74$ – 0.79 ; Table 2).

4.2.3 Specialized Reasoning

HELLASWAG shows strong alignment (median $r = 0.87$), with neural metrics consistently high (e.g., xCOMET $r = 0.97$ – 0.98) and even lexical metrics remaining informative (e.g., BLEU $r = 0.87$ – 0.90 ; Table 2). MGSM exhibits weaker and more metric-dependent correlations (median $r = 0.72$). Notably, ROUGE-L is strongest for MGSM across datasets ($r = 0.78$ – 0.81), while METRICX is comparatively lower ($r = 0.64$ – 0.65). INCLUDE shows the weakest median correlation (median $r = 0.62$), with neural metrics providing the strongest signal (e.g., xCOMET $r = 0.73$ – 0.78 , METRICX $r = 0.68$ – 0.71) and overlap-based metrics generally lower (e.g., CHRF++ $r = 0.34$ – 0.56 ; Table 2).

4.3 Metric and Dataset Insights

4.3.1 Neural Metrics Performance

Neural MT metrics are the most reliable indicators overall (median $r = 0.87$ – 0.91 ; Table 2). Within this family, xCOMET is the strongest aggregate indicator (median $r = 0.91$), while METRICX is particularly strong on MLQA ($r = 0.93$ – 0.98) and remains competitive elsewhere. SSA-COMET is highly correlated on many benchmarks (e.g., BELEBELE: $r = 0.85$ – 0.94 ; TRUTHFULQA: $r = 0.85$ – 0.92), but can be substantially lower on AFRIXNLI under FLORES-200/NTREX ($r = 0.42/0.37$).

4.3.2 Traditional Metrics Show Performance

Among overlap-based metrics, BLEU is the most robust aggregate baseline (median $r = 0.79$) and performs strongly on several benchmarks (e.g., HELLASWAG: $r = 0.87$ – 0.90 ; TRUTHFULQA: $r = 0.70$ – 0.79). However, overlap metrics exhibit larger task sensitivity: ROUGE-L is unusually

strong on MGSM ($r = 0.78\text{--}0.81$), whereas METEOR can be very weak on MLQA ($r = 0.26$ on FLORES-200; Table 2).

4.3.3 Dataset Effects

Across FLORES-200, WMT24++, and NTREX, the high-level pattern is stable: neural metrics dominate, and benchmarks such as BELEBELE and HELLASWAG show strong alignment. At the same time, correlations for some benchmark-metric pairs are substantially lower on WMT24++ (e.g., for BELEBELE under CHRFF++/BLEU/METRICX/XCOMET; Table 2), consistent with domain and coverage differences across translation datasets.

5 Conclusion

Comprehensive multilingual evaluation remains fundamentally bottlenecked by benchmark availability: for most of the world’s languages, there are no reliable, non-machine-translated task suites, and translating existing benchmarks introduces well-known validity issues. This work asks whether *translation quality*, measured on high-coverage parallel corpora, can serve as a scalable, low-cost proxy signal for a model’s broader multilingual competence.

We answer this question with a large correlation study spanning 14 multilingual LLMs (1B–72B parameters), 9 multilingual benchmarks, 3 translation datasets (FLORES-200, WMT24++, NTREX), and 7 MT evaluation metrics. Across this setting, translation quality is strongly indicative of downstream benchmark performance: neural MT metrics yield high median Pearson correlations, with XCOMET (median $r = 0.91$), METRICX (median $r = 0.89$), and SSA-COMET (median $r = 0.87$). Importantly, the relationship is not confined to learned evaluators: even overlap-based metrics remain informative (e.g., BLEU median $r = 0.79$), indicating that the proxy signal is grounded in translation performance itself. The strength of this alignment persists across model sizes, supporting translation evaluation as a stable first-pass indicator rather than a model-specific artifact.

At the same time, our results clarify the boundary of what translation can proxy. Correlation strength varies by task family, and correlations are weaker for some specialized benchmarks (e.g., INCLUDE and MGSM), indicating that translation quality cannot replace task-specific evaluation

when the target application depends on competencies not well captured by translation. We therefore view translation not as a substitute for multilingual benchmarks, but as a practical *screening layer*: translation-first evaluation can rapidly surface where models are likely to succeed (or fail) across many languages, enabling targeted downstream benchmarking where it is most needed.

Beyond methodological innovation, this work has practical and ethical implications. By turning translation evaluation into a first-pass measurement tool, it offers a blueprint for expanding evaluation reach far beyond the small set of languages covered by high-quality, non-translated benchmarks. In particular, translation-based proxies could help communities and researchers obtain meaningful, comparable signals of multilingual model competence at a fraction of the cost of building and running task suites, supporting fairer and more inclusive progress in multilingual language technology.

Ultimately, our results suggest that broad multilingual assessment may benefit less from endlessly expanding task suites, and more from rethinking what evaluation can be at scale. Translation, the act of comprehending and re-expressing meaning across linguistic boundaries, serves here as both a scientific lens and a practical tool: it is widely available, cheap to run, and empirically linked to downstream success across many benchmarks, while still leaving clear cases where targeted task evaluation is necessary. By grounding evaluation in translation quality through a staged, translation-first framework, we move toward a more scalable evaluation ecosystem in which more languages can be meaningfully measured (and therefore improved), without overstating translation as a complete substitute for task-centric benchmarks.

6 Limitations

While our results provide strong evidence that translation quality can serve as a useful first-pass proxy for multilingual performance, several limitations constrain the scope and interpretation of this study.

Translation datasets are curated and do not span all real-world language use. Our proxy signals are computed on FLORES-200, WMT24++, and NTREX, which are high-quality, reference-based parallel corpora. These datasets primarily cover standardized written text and may underrepresent dialectal variation, informal registers, code-switching, and domain-specific language. As

a result, strong translation-benchmark correlations on these corpora do not guarantee equivalent correlation in more diverse, community-specific, or conversational settings.

MT metrics introduce measurement bias, especially for low-resource languages. We rely on both lexical metrics and neural MT evaluators (xCOMET, SSA-COMET, METRICX). Neural metrics are trained to align with human judgments and can be sensitive to the distribution and language coverage of their training data. Therefore, MT scores may partially reflect metric-specific biases rather than pure underlying model competence, particularly for languages and scripts that are under-represented in the metric training signal. The fact that overlap metrics remain informative mitigates (but does not eliminate) this concern.

The proxy is incomplete: some tasks depend on competencies not well captured by translation. Translation quality is an indirect signal of multilingual capability. Our own results show weaker median correlations on several benchmarks (e.g., INCLUDE and MGSM; Table 2), indicating that translation cannot replace task-centric evaluation when downstream success is gated by specialized reasoning, task format constraints, or domain-specific knowledge. Consequently, we frame translation as a screening layer, not as a universal substitute for multilingual benchmarks.

Language overlap is sparse, yielding small sample sizes for some correlations. Correlation estimates are computed only over the intersection of languages supported by each translation dataset and each benchmark. This overlap is uneven across tasks and corpora (e.g., some WMT24++ correlations use as few as $n = 3$ languages; Table 2), which can make estimates statistically fragile and inflate the apparent strength of association. Similarly, some benchmarks have limited language coverage in our evaluation setup, restricting the stability and generality of per-benchmark conclusions.

Experimental scope: models, prompting, and translation direction. We evaluate 14 instruction-tuned LLMs across several model families, but the findings may not transfer to all architectures, pretraining mixes, or decoding regimes. Translation is elicited via a single, direct, zero-shot prompt and evaluated for English-to-target translation; correlations could differ under alternative

prompting strategies, decoding settings, or translation directions. We also disable explicit “reasoning modes” where applicable and filter any residual traces during post-processing; while this improves consistency, it may not reflect how such models are deployed in practice.

Correlational evidence does not establish causation; contamination cannot be fully ruled out.

Our analysis quantifies association, not mechanism: high translation quality and high downstream performance may co-occur due to shared representations, shared training data, or other confounds. Because model training corpora are not fully disclosed, we cannot definitively rule out data contamination for either benchmarks or translation test sets. We mitigate this concern through breadth (multiple datasets, metrics, tasks, and model families) and statistical testing, but controlled causal studies would be needed to establish why translation quality influences downstream success.

Despite these limitations, our results provide a clear empirical foundation: translation metrics can substantially reduce the cost and coverage gap in multilingual evaluation. Future work should extend this approach to low-resource settings, non-standard text types, and causally controlled training regimes to better understand the boundaries of translation as a universal evaluator.

References

- Aakanksha, Arash Ahmadian, Beyza Ermis, Seraphina Goldfarb-Tarrant, Julia Kreutzer, Marzieh Fadaee, and Sara Hooker. 2024. [The multilingual alignment prism: Aligning global and local preferences to reduce harm](#). *Preprint*, arXiv:2406.18682.
- Marah Abidin, Jyoti Aneja, Harkirat Behl, Sébastien Bubeck, Ronen Eldan, Suriya Gunasekar, Michael Harrison, Russell J. Hewett, Mojan Javaheripi, Piero Kauffmann, James R. Lee, Yin Tat Lee, Yuanzhi Li, Weishung Liu, Caio C. T. Mendes, Anh Nguyen, Eric Price, Gustavo de Rosa, Olli Saarikivi, and 8 others. 2024. [Phi-4 technical report](#). *Preprint*, arXiv:2412.08905.
- David Ifeoluwa Adelani, Jessica Ojo, Israel Abebe Azime, Jian Yun Zhuang, Jesujoba Oluwadara Alabi, Xuanli He, Millicent Ochieng, Sara Hooker, Andiswa Bukula, En-Shiun Annie Lee, Chiamaka Ijeoma Chukwuneke, Happy Buzaaba, Blessing Kudzaishe Sibanda, Godson Koffi Kalipe, Jonathan Mukiibi, Salomon Kabongo Kabenamualu, Foutse Yuehgoh, Mmasibidi Setaka, Lolwethu Ndolela, and 8 others. 2025. [IrokoBench: A new benchmark for African languages in the age of large language models](#). In *Proceedings of the 2025 Conference of the Nations of the Americas Chapter of the Association for Computational Linguistics: Human Language Technologies (Volume 1: Long Papers)*, pages 2732–2757, Albuquerque, New Mexico. Association for Computational Linguistics.
- Kabir Ahuja, Sandipan Dandapat, Sunayana Sitaram, and Monojit Choudhury. 2022. [Beyond static models and test sets: Benchmarking the potential of pre-trained models across tasks and languages](#). *Preprint*, arXiv:2205.06356.
- AI@Meta. 2024. [Llama 3 model card](#).
- Jesujoba Alabi, Marius Mosbach, Matan Eyal, Dietrich Klakow, and Mor Geva. 2024. [The hidden space of transformer language adapters](#). In *Proceedings of the 62nd Annual Meeting of the Association for Computational Linguistics (Volume 1: Long Papers)*, pages 6588–6607, Bangkok, Thailand. Association for Computational Linguistics.
- Duygu Ataman, Alexandra Birch, Nizar Habash, Marcello Federico, Philipp Koehn, and Kyunghyun Cho. 2025. [Machine translation in the era of large language models: a survey of historical and emerging problems](#). *Information*, 16(9).
- Yuntao Bai, Saurav Kadavath, Sandipan Kundu, Amanda Askell, Jackson Kernion, Andy Jones, Anna Chen, Anna Goldie, Azalia Mirhoseini, Cameron McKinnon, Carol Chen, Catherine Olsson, Christopher Olah, Danny Hernandez, Dawn Drain, Deep Ganguli, Dustin Li, Eli Tran-Johnson, Ethan Perez, and 32 others. 2022. [Constitutional ai: Harmlessness from ai feedback](#). *Preprint*, arXiv:2212.08073.
- Lucas Bandarkar, Davis Liang, Benjamin Muller, Mikel Artetxe, Satya Narayan Shukla, Donald Husa, Naman Goyal, Abhinandan Krishnan, Luke Zettlemoyer, and Madian Khabsa. 2024. [The belebele benchmark: a parallel reading comprehension dataset in 122 language variants](#). In *Proceedings of the 62nd Annual Meeting of the Association for Computational Linguistics (Volume 1: Long Papers)*, pages 749–775, Bangkok, Thailand. Association for Computational Linguistics.
- Lucas Bandarkar, Benjamin Muller, Pritish Yuvraj, Rui Hou, Nayan Singhal, Hongjiang Lv, and Bing Liu. 2025. [Layer swapping for zero-shot cross-lingual transfer in large language models](#). In *The Thirteenth International Conference on Learning Representations*.
- Tom B. Brown, Benjamin Mann, Nick Ryder, Melanie Subbiah, Jared Kaplan, Prafulla Dhariwal, Arvind Neelakantan, Pranav Shyam, Girish Sastry, Amanda Askell, Sandhini Agarwal, Ariel Herbert-Voss, Gretchen Krueger, Tom Henighan, Rewon Child, Aditya Ramesh, Daniel M. Ziegler, Jeffrey Wu, Clemens Winter, and 12 others. 2020. [Language models are few-shot learners](#). *Preprint*, arXiv:2005.14165.
- Yupeng Chang, Xu Wang, Jindong Wang, Yuan Wu, Linyi Yang, Kaijie Zhu, Hao Chen, Xiaoyuan Yi, Cunxiang Wang, Yidong Wang, Wei Ye, Yue Zhang, Yi Chang, Philip S. Yu, Qiang Yang, and Xing Xie. 2023. [A survey on evaluation of large language models](#). *Preprint*, arXiv:2307.03109.
- Yu Ying Chiu, Liwei Jiang, Bill Yuchen Lin, Chan Young Park, Shuyue Stella Li, Sahithya Ravi, Mehar Bhatia, Maria Antoniak, Yulia Tsvetkov, Vered Shwartz, and Yejin Choi. 2025. [Cultural-bench: A robust, diverse, and challenging cultural benchmark by human-ai culturalteaming](#). *Preprint*, arXiv:2410.02677.
- Rochelle Choenni, Sara Rajae, Christof Monz, and Ekaterina Shutova. 2024. [On the evaluation practices in multilingual nlp: Can machine translation offer an alternative to human translations?](#) *Preprint*, arXiv:2406.14267.
- Karl Cobbe, Vineet Kosaraju, Mohammad Bavarian, Mark Chen, Heewoo Jun, Lukasz Kaiser, Matthias Plappert, Jerry Tworek, Jacob Hilton, Reiichiro Nakano, Christopher Hesse, and John Schulman. 2021. Training verifiers to solve math word problems. *arXiv preprint arXiv:2110.14168*.
- Alexis Conneau, Ruty Rinott, Guillaume Lample, Adina Williams, Samuel Bowman, Holger Schwenk, and Veselin Stoyanov. 2018. [XNLI: Evaluating cross-lingual sentence representations](#). In *Proceedings of the 2018 Conference on Empirical Methods in Natural Language Processing*, pages 2475–2485, Brussels, Belgium. Association for Computational Linguistics.

- DeepSeek-AI. 2025. [Deepseek-r1: Incentivizing reasoning capability in llms via reinforcement learning](#). *Preprint*, arXiv:2501.12948.
- Michael Denkowski and Alon Lavie. 2014. [Meteor universal: Language specific translation evaluation for any target language](#). In *Proceedings of the Ninth Workshop on Statistical Machine Translation*, pages 376–380, Baltimore, Maryland, USA. Association for Computational Linguistics.
- Daniel Deutsch, Eleftheria Briakou, Isaac Rayburn Caswell, Mara Finkelstein, Rebecca Galor, Juraj Juraska, Geza Kovacs, Alison Lui, Ricardo Rei, Jason Riesa, Shruti Rijhwani, Parker Riley, Elizabeth Salesky, Firas Trabelsi, Stephanie Winkler, Biao Zhang, and Markus Freitag. 2025. [WMT24++: Expanding the language coverage of WMT24 to 55 languages & dialects](#). In *Findings of the Association for Computational Linguistics: ACL 2025*, pages 12257–12284, Vienna, Austria. Association for Computational Linguistics.
- Kenneth Enevoldsen, Isaac Chung, Imene Kerboua, Márton Kardos, Ashwin Mathur, David Stap, Jay Gala, Wissam Siblini, Dominik Krzemiński, Genta Indra Winata, Saba Sturua, Saiteja Utpala, Mathieu Ciancone, Marion Schaeffer, Gabriel Sequeira, Diganta Misra, Shreeya Dhakal, Jonathan Rystrom, Roman Solomatin, and 67 others. 2025. [Mmtb: Massive multilingual text embedding benchmark](#). *arXiv preprint arXiv:2502.13595*.
- Christian Federmann, Tom Kocmi, and Ying Xin. 2022. [NTREX-128 – news test references for MT evaluation of 128 languages](#). In *Proceedings of the First Workshop on Scaling Up Multilingual Evaluation*, pages 21–24, Online. Association for Computational Linguistics.
- Leo Gao, Jonathan Tow, Baber Abbasi, Stella Biderman, Sid Black, Anthony DiPofi, Charles Foster, Laurence Golding, Jeffrey Hsu, Alain Le Noac’h, Haonan Li, Kyle McDonell, Niklas Muennighoff, Chris Ociepa, Jason Phang, Laria Reynolds, Hailey Schoelkopf, Aviya Skowron, Lintang Sutawika, and 5 others. 2024. [The language model evaluation harness](#).
- Nuno M. Guerreiro, Ricardo Rei, Daan van Stigt, Luisa Coheur, Pierre Colombo, and André F. T. Martins. 2024. [xcomet: Transparent machine translation evaluation through fine-grained error detection](#). *Transactions of the Association for Computational Linguistics*, 12:979–995.
- Rishav Hada, Varun Gumma, Adrian de Wynter, Harshita Diddee, Mohamed Ahmed, Monojit Choudhury, Kalika Bali, and Sunayana Sitaram. 2024. [Are large language model-based evaluators the solution to scaling up multilingual evaluation?](#) In *Findings of the Association for Computational Linguistics: EACL 2024*, pages 1051–1070, St. Julian’s, Malta. Association for Computational Linguistics.
- Dan Hendrycks, Collin Burns, Steven Basart, Andy Zou, Mantas Mazeika, Dawn Song, and Jacob Steinhardt. 2021. Measuring massive multitask language understanding. *Proceedings of the International Conference on Learning Representations (ICLR)*.
- Dieuwke Hupkes and Nikolay Bogoychev. 2025. [Multiloko: a multilingual local knowledge benchmark for llms spanning 31 languages](#). *Preprint*, arXiv:2504.10356.
- Sheriff Issaka, Keyi Wang, Yinka Ajibola, Oluwatuminu Samuel-Ipaye, Zhaoyi Zhang, Nicté Aguilón Jimenez, Evans Kofi Agyei, Abraham Lin, Rohan Ramachandran, Sadick Abdul Mumin, Faith Nchifor, Mohammed Shuraim, Lieqi Liu, Erick Rosas Gonzalez, Sylvester Kpei, Jemimah Osei, Carlene Ajeneza, Persis Boateng, Prisca Adwoa Dufie Yeboah, and Saadia Gabriel. 2025. [The african languages lab: A collaborative approach to advancing low-resource african nlp](#). *Preprint*, arXiv:2510.05644.
- Sheriff Issaka, Zhaoyi Zhang, Mihir Heda, Keyi Wang, Yinka Ajibola, Ryan DeMar, and Xuefeng Du. 2024. [The ghanaian nlp landscape: A first look](#). *Preprint*, arXiv:2405.06818.
- Pratik Joshi, Sebastin Santy, Amar Budhiraja, Kalika Bali, and Monojit Choudhury. 2021. [The state and fate of linguistic diversity and inclusion in the nlp world](#). *Preprint*, arXiv:2004.09095.
- Juraj Juraska, Daniel Deutsch, Mara Finkelstein, and Markus Freitag. 2024. [MetricX-24: The Google submission to the WMT 2024 metrics shared task](#). In *Proceedings of the Ninth Conference on Machine Translation*, pages 492–504, Miami, Florida, USA. Association for Computational Linguistics.
- Takeshi Kojima, Itsuki Okimura, Yusuke Iwasawa, Hitomi Yanaka, and Yutaka Matsuo. 2024. [On the multilingual ability of decoder-based pre-trained language models: Finding and controlling language-specific neurons](#). In *Proceedings of the 2024 Conference of the North American Chapter of the Association for Computational Linguistics: Human Language Technologies (Volume 1: Long Papers)*, pages 6919–6971, Mexico City, Mexico. Association for Computational Linguistics.
- Fajri Koto, Nurul Aisyah, Haonan Li, and Timothy Baldwin. 2023. [Large language models only pass primary school exams in Indonesia: A comprehensive test on IndoMMLU](#). In *Proceedings of the 2023 Conference on Empirical Methods in Natural Language Processing*, pages 12359–12374, Singapore. Association for Computational Linguistics.
- Woosuk Kwon, Zhuohan Li, Siyuan Zhuang, Ying Sheng, Lianmin Zheng, Cody Hao Yu, Joseph E. Gonzalez, Hao Zhang, and Ion Stoica. 2023. Efficient memory management for large language model serving with pagedattention. In *Proceedings of the ACM SIGOPS 29th Symposium on Operating Systems Principles*.

- Viet Lai, Chien Nguyen, Nghia Ngo, Thuat Nguyen, Franck Dernoncourt, Ryan Rossi, and Thien Nguyen. 2023. [Okapi: Instruction-tuned large language models in multiple languages with reinforcement learning from human feedback](#). In *Proceedings of the 2023 Conference on Empirical Methods in Natural Language Processing: System Demonstrations*, pages 318–327, Singapore. Association for Computational Linguistics.
- LCM team, Loïc Barrault, Paul-Ambroise Duquenne, Maha Elbayad, Artyom Kozhevnikov, Belen Alastruey, Pierre Andrews, Mariano Coria, Guillaume Couairon, Marta R. Costa-jussà, David Dale, Hady Elsahar, Kevin Heffernan, Joao Maria Janeiro, Tuan Tran, Christophe Ropers, Eduardo Sánchez, Robin San Roman, Alexandre Mourachko, and 2 others. 2024. [Large Concept Models: Language modeling in a sentence representation space](#).
- Patrick Lewis, Barlas Oguz, Ruty Rinott, Sebastian Riedel, and Holger Schwenk. 2020. [MLQA: Evaluating cross-lingual extractive question answering](#). In *Proceedings of the 58th Annual Meeting of the Association for Computational Linguistics*, pages 7315–7330, Online. Association for Computational Linguistics.
- Haonan Li, Yixuan Zhang, Fajri Koto, Yifei Yang, Hai Zhao, Yeyun Gong, Nan Duan, and Timothy Baldwin. 2024a. [Cmmlu: Measuring massive multi-task language understanding in chinese](#). *Preprint*, arXiv:2306.09212.
- Haonan Li, Yixuan Zhang, Fajri Koto, Yifei Yang, Hai Zhao, Yeyun Gong, Nan Duan, and Timothy Baldwin. 2024b. [CMMLU: Measuring massive multitask language understanding in Chinese](#). In *Findings of the Association for Computational Linguistics: ACL 2024*, pages 11260–11285, Bangkok, Thailand. Association for Computational Linguistics.
- Senyu Li, Jiayi Wang, Felermino D. M. A. Ali, Colin Cherry, Daniel Deutsch, Eleftheria Briakou, Rui Sousa-Silva, Henrique Lopes Cardoso, Pontus Stenertorp, and David Ifeoluwa Adelani. 2025. [Ssa-comet: Do llms outperform learned metrics in evaluating mt for under-resourced african languages?](#) *Preprint*, arXiv:2506.04557.
- Chin-Yew Lin. 2004. [ROUGE: A package for automatic evaluation of summaries](#). In *Text Summarization Branches Out*, pages 74–81, Barcelona, Spain. Association for Computational Linguistics.
- Stephanie Lin, Jacob Hilton, and Owain Evans. 2022. [TruthfulQA: Measuring how models mimic human falsehoods](#). In *Proceedings of the 60th Annual Meeting of the Association for Computational Linguistics (Volume 1: Long Papers)*, pages 3214–3252, Dublin, Ireland. Association for Computational Linguistics.
- Chen Cecilia Liu, Iryna Gurevych, and Anna Korhonen. 2025. Culturally aware and adapted nlp: A taxonomy and a survey of the state of the art. *Transactions of the Association for Computational Linguistics*, 13:652–689.
- Youssef Mohamed, Runjia Li, Ibrahim Said Ahmad, Kilichbek Haydarov, Philip Torr, Kenneth Church, and Mohamed Elhoseiny. 2024. [No culture left behind: ArtELingo-28, a benchmark of WikiArt with captions in 28 languages](#). In *Proceedings of the 2024 Conference on Empirical Methods in Natural Language Processing*, pages 20939–20962, Miami, Florida, USA. Association for Computational Linguistics.
- Niklas Muennighoff, Nouamane Tazi, Loïc Magne, and Nils Reimers. 2022. [Mteb: Massive text embedding benchmark](#). *arXiv preprint arXiv:2210.07316*.
- NLLB Team, Marta R. Costa-jussà, James Cross, Onur Çelebi, Maha Elbayad, Kenneth Heafield, Kevin Heffernan, Elahe Kalbassi, Janice Lam, Daniel Licht, Jean Maillard, Anna Sun, Skyler Wang, Guillaume Wenzek, Al Youngblood, Bapi Akula, Loic Barrault, Gabriel Mejia Gonzalez, Prangthip Hansanti, and 20 others. 2022. No language left behind: Scaling human-centered machine translation.
- OpenAI, Josh Achiam, Steven Adler, Sandhini Agarwal, Lama Ahmad, Ilge Akkaya, Florencia Leoni Aleman, Diogo Almeida, Janko Altschmidt, Sam Altman, Shyamal Anadkat, Red Avila, Igor Babuschkin, Suchir Balaji, Valerie Balcom, Paul Baltescu, Haiming Bao, Mohammad Bavarian, Jeff Belgum, and 262 others. 2024. [Gpt-4 technical report](#). *Preprint*, arXiv:2303.08774.
- Long Ouyang, Jeff Wu, Xu Jiang, Diogo Almeida, Carroll L. Wainwright, Pamela Mishkin, Chong Zhang, Sandhini Agarwal, Katarina Slama, Alex Ray, John Schulman, Jacob Hilton, Fraser Kelton, Luke Miller, Maddie Simens, Amanda Askell, Peter Welinder, Paul Christiano, Jan Leike, and Ryan Lowe. 2022a. [Training language models to follow instructions with human feedback](#). *Preprint*, arXiv:2203.02155.
- Long Ouyang, Jeff Wu, Xu Jiang, Diogo Almeida, Carroll L. Wainwright, Pamela Mishkin, Chong Zhang, Sandhini Agarwal, Katarina Slama, Alex Ray, John Schulman, Jacob Hilton, Fraser Kelton, Luke Miller, Maddie Simens, Amanda Askell, Peter Welinder, Paul Christiano, Jan Leike, and Ryan Lowe. 2022b. [Training language models to follow instructions with human feedback](#). *Preprint*, arXiv:2203.02155.
- Kishore Papineni, Salim Roukos, Todd Ward, and Wei-Jing Zhu. 2002. [Bleu: a method for automatic evaluation of machine translation](#). In *Proceedings of the 40th Annual Meeting of the Association for Computational Linguistics*, pages 311–318, Philadelphia, Pennsylvania, USA. Association for Computational Linguistics.
- Karl Pearson. 1895. Vii. note on regression and inheritance in the case of two parents. *proceedings of the royal society of London*, 58(347-352):240–242.

- Edoardo Maria Ponti, Goran Glavaš, Olga Majewska, Qianchu Liu, Ivan Vulić, and Anna Korhonen. 2020. [XCOPA: A multilingual dataset for causal common-sense reasoning](#). In *Proceedings of the 2020 Conference on Empirical Methods in Natural Language Processing (EMNLP)*, pages 2362–2376, Online. Association for Computational Linguistics.
- Maja Popović. 2017. [chrF++: words helping character n-grams](#). In *Proceedings of the Second Conference on Machine Translation*, pages 612–618, Copenhagen, Denmark. Association for Computational Linguistics.
- Qwen, :, An Yang, Baosong Yang, Beichen Zhang, Binyuan Hui, Bo Zheng, Bowen Yu, Chengyuan Li, Dayiheng Liu, Fei Huang, Haoran Wei, Huan Lin, Jian Yang, Jianhong Tu, Jianwei Zhang, Jianxin Yang, Jiaxi Yang, Jingren Zhou, and 25 others. 2025. [Qwen2.5 technical report](#). *Preprint*, arXiv:2412.15115.
- Aida Ramezani and Yang Xu. 2023. [Knowledge of cultural moral norms in large language models](#). *Preprint*, arXiv:2306.01857.
- Ricardo Rei, Craig Stewart, Ana C Farinha, and Alon Lavie. 2020. [COMET: A neural framework for MT evaluation](#). In *Proceedings of the 2020 Conference on Empirical Methods in Natural Language Processing (EMNLP)*, pages 2685–2702, Online. Association for Computational Linguistics.
- Angelika Romanou, Negar Foroutan, Anna Sotnikova, Zeming Chen, Sree Harsha Nelaturu, Shivalika Singh, Rishabh Maheshwary, Micol Altomare, Mohamed A. Haggag, Snegha A, Alfonso Amayuelas, Azril Hafizi Amirudin, Viraat Aryabumi, Danylo Boiko, Michael Chang, Jenny Chim, Gal Cohen, Aditya Kumar Dalmia, Abraham Diress, and 40 others. 2024a. [Include: Evaluating multilingual language understanding with regional knowledge](#). *Preprint*, arXiv:2411.19799.
- Angelika Romanou, Negar Foroutan, Anna Sotnikova, Zeming Chen, Sree Harsha Nelaturu, Shivalika Singh, Rishabh Maheshwary, Micol Altomare, Mohamed A Haggag, Alfonso Amayuelas, and 1 others. 2024b. [Include: Evaluating multilingual language understanding with regional knowledge](#). *arXiv preprint arXiv:2411.19799*.
- David Romero, Chenyang Lyu, Haryo Akbarianto Wibowo, Teresa Lynn, Injy Hamed, Aditya Nanda Kishore, Aishik Mandal, Alina Dragonetti, Artem Abzaliev, Atnafu Lambebo Tonja, Bontu Fufa Balcha, Chenxi Whitehouse, Christian Salamea, Dan John Velasco, David Ifeoluwa Adelani, David Le Meur, Emilio Villa-Cueva, Fajri Koto, Fauzan Farooqui, and 57 others. 2024. [Cvqa: Culturally-diverse multilingual visual question answering benchmark](#). In *Advances in Neural Information Processing Systems*, volume 37, pages 11479–11505. Curran Associates, Inc.
- Freda Shi, Mirac Suzgun, Markus Freitag, Xuezhi Wang, Suraj Srivats, Soroush Vosoughi, Hyung Won Chung, Yi Tay, Sebastian Ruder, Denny Zhou, Dipanjan Das, and Jason Wei. 2022a. [Language models are multilingual chain-of-thought reasoners](#). *Preprint*, arXiv:2210.03057.
- Freda Shi, Mirac Suzgun, Markus Freitag, Xuezhi Wang, Suraj Srivats, Soroush Vosoughi, Hyung Won Chung, Yi Tay, Sebastian Ruder, Denny Zhou, and 1 others. 2022b. [Language models are multilingual chain-of-thought reasoners](#). *arXiv preprint arXiv:2210.03057*.
- Shivalika Singh, Angelika Romanou, Clémentine Fourrier, David Ifeoluwa Adelani, Jian Gang Ngui, Daniel Vila-Suero, Peerat Limkonchotiwat, Kelly Marchisio, Wei Qi Leong, Yosephine Susanto, Raymond Ng, Shayne Longpre, Sebastian Ruder, Wei-Yin Ko, Antoine Bosselut, Alice Oh, Andre Martins, Leshem Choshen, Daphne Ippolito, and 4 others. 2025. [Global MMLU: Understanding and addressing cultural and linguistic biases in multilingual evaluation](#). In *Proceedings of the 63rd Annual Meeting of the Association for Computational Linguistics (Volume 1: Long Papers)*, pages 18761–18799, Vienna, Austria. Association for Computational Linguistics.
- Shivalika Singh, Freddie Vargus, Daniel Dsouza, Börje F Karlsson, Abinaya Mahendiran, Wei-Yin Ko, Herumb Shandilya, Jay Patel, Deividas Mataciunas, Laura OMahony, and 1 others. 2024. [Aya dataset: An open-access collection for multilingual instruction tuning](#). *arXiv preprint arXiv:2402.06619*.
- Charles Spearman. 1961. The proof and measurement of association between two things.
- Tianyi Tang, Wenyang Luo, Haoyang Huang, Dongdong Zhang, Xiaolei Wang, Xin Zhao, Furu Wei, and Ji-Rong Wen. 2024. [Language-specific neurons: The key to multilingual capabilities in large language models](#). In *Proceedings of the 62nd Annual Meeting of the Association for Computational Linguistics (Volume 1: Long Papers)*, pages 5701–5715, Bangkok, Thailand. Association for Computational Linguistics.
- Gemini Team, Rohan Anil, Sebastian Borgeaud, Jean-Baptiste Alayrac, Jiahui Yu, Radu Soricut, Johan Schalkwyk, Andrew M. Dai, Anja Hauth, Katie Millican, David Silver, Melvin Johnson, Ioannis Antonoglou, Julian Schrittwieser, Amelia Glaese, Jilin Chen, Emily Pitler, Timothy Lillicrap, Angeliki Lazaridou, and 1332 others. 2025a. [Gemini: A family of highly capable multimodal models](#). *Preprint*, arXiv:2312.11805.
- Gemma Team, Aishwarya Kamath, Johan Ferret, Shreya Pathak, Nino Vieillard, Ramona Merhej, Sarah Perrin, Tatiana Matejovicova, Alexandre Ramé, Morgane Rivi re, Louis Rouillard, Thomas Mesnard, Geoffrey Cideron, Jean bastien Grill, Sabela Ramos, Edouard Yvinec, Michelle Casbon, Etienne Pot, Ivo Penchev, and 197 others. 2025b. [Gemma 3 technical report](#). *Preprint*, arXiv:2503.19786.

- Hugo Touvron, Thibaut Lavril, Gautier Izacard, Xavier Martinet, Marie-Anne Lachaux, Timothée Lacroix, Baptiste Rozière, Naman Goyal, Eric Hambro, Faisal Azhar, Aurelien Rodriguez, Armand Joulin, Edouard Grave, and Guillaume Lample. 2023. [Llama: Open and efficient foundation language models](#). *Preprint*, arXiv:2302.13971.
- Pauli Virtanen, Ralf Gommers, Travis E. Oliphant, Matt Haberland, Tyler Reddy, David Cournapeau, Evgeni Burovski, Pearu Peterson, Warren Weckesser, Jonathan Bright, Stéfan J. van der Walt, Matthew Brett, Joshua Wilson, K. Jarrod Millman, Nikolay Mayorov, Andrew R. J. Nelson, Eric Jones, Robert Kern, Eric Larson, and 16 others. 2020. [SciPy 1.0: Fundamental Algorithms for Scientific Computing in Python](#). *Nature Methods*, 17:261–272.
- Jiayi Wang, David Ifeoluwa Adelani, Sweta Agrawal, Marek Masiak, Ricardo Rei, Eleftheria Briakou, Marine Carpuat, Xuanli He, Sofia Bourhim, Andiswa Bukula, Muhidin Mohamed, Temitayo Olatoye, Tosin Adewumi, Hamam Mokayed, Christine Mwase, Wangui Kimotho, Foutse Yuehgo, Anuoluwapo Aremu, Jessica Ojo, and 39 others. 2024. [AfriMTE and AfriCOMET: Enhancing COMET to embrace under-resourced African languages](#). In *Proceedings of the 2024 Conference of the North American Chapter of the Association for Computational Linguistics: Human Language Technologies (Volume 1: Long Papers)*, pages 5997–6023, Mexico City, Mexico. Association for Computational Linguistics.
- Chris Wendler, Veniamin Veselovsky, Giovanni Monea, and Robert West. 2024. [Do llamas work in English? on the latent language of multilingual transformers](#). In *Proceedings of the 62nd Annual Meeting of the Association for Computational Linguistics (Volume 1: Long Papers)*, pages 15366–15394, Bangkok, Thailand. Association for Computational Linguistics.
- BigScience Workshop, :, Teven Le Scao, Angela Fan, Christopher Akiki, Ellie Pavlick, Suzana Ilić, Daniel Hesslow, Roman Castagné, Alexandra Sasha Lucioni, François Yvon, Matthias Gallé, Jonathan Tow, Alexander M. Rush, Stella Biderman, Albert Webson, Pawan Sasanka Ammanamanchi, Thomas Wang, Benoît Sagot, and 375 others. 2023. [Bloom: A 176b-parameter open-access multilingual language model](#). *Preprint*, arXiv:2211.05100.
- Minghao Wu, Weixuan Wang, Sinuo Liu, Huifeng Yin, Xintong Wang, Yu Zhao, Chenyang Lyu, Longyue Wang, Weihua Luo, and Kaifu Zhang. 2025a. [The bitter lesson learned from 2,000+ multilingual benchmarks](#). *Preprint*, arXiv:2504.15521.
- Zhaofeng Wu, Xinyan Velocity Yu, Dani Yogatama, Jiasen Lu, and Yoon Kim. 2025b. [The semantic hub hypothesis: Language models share semantic representations across languages and modalities](#). In *The Thirteenth International Conference on Learning Representations*.
- Yuemei Xu, Ling Hu, Jiayi Zhao, Zihan Qiu, Kexin Xu, Yuqi Ye, and Hanwen Gu. 2025. [A survey on multilingual large language models: corpora, alignment, and bias](#). *Frontiers of Computer Science*, 19(11).
- Linting Xue, Noah Constant, Adam Roberts, Mihir Kale, Rami Al-Rfou, Aditya Siddhant, Aditya Barua, and Colin Raffel. 2021. [mt5: A massively multilingual pre-trained text-to-text transformer](#). *Preprint*, arXiv:2010.11934.
- An Yang, Anfeng Li, Baosong Yang, Beichen Zhang, Binyuan Hui, Bo Zheng, Bowen Yu, Chang Gao, Chengen Huang, Chenxu Lv, Chujie Zheng, Dayiheng Liu, Fan Zhou, Fei Huang, Feng Hu, Hao Ge, Haoran Wei, Huan Lin, Jialong Tang, and 41 others. 2025. [Qwen3 technical report](#). *Preprint*, arXiv:2505.09388.
- Arda Yüksel, Abdullatif Köksal, Lütfi Kerem Senel, Anna Korhonen, and Hinrich Schuetze. 2024. [TurkishMMLU: Measuring massive multitask language understanding in Turkish](#). In *Findings of the Association for Computational Linguistics: EMNLP 2024*, pages 7035–7055, Miami, Florida, USA. Association for Computational Linguistics.
- Rowan Zellers, Ari Holtzman, Yonatan Bisk, Ali Farhadi, and Yejin Choi. 2019. [HellaSwag: Can a machine really finish your sentence?](#) In *Proceedings of the 57th Annual Meeting of the Association for Computational Linguistics*, pages 4791–4800, Florence, Italy. Association for Computational Linguistics.
- Yidan Zhang, Yu Wan, Boyi Deng, Baosong Yang, Haoran Wei, Fei Huang, Bowen Yu, Junyang Lin, Fei Huang, and Jingren Zhou. 2025. [P-mmeval: A parallel multilingual multitask benchmark for consistent evaluation of llms](#). *Preprint*, arXiv:2411.09116.
- Shaolin Zhu, Supryadi, Shaoyang Xu, Haoran Sun, Leiyu Pan, Menglong Cui, Jiangcun Du, Renren Jin, António Branco, and Deyi Xiong. 2024. [Multilingual large language models: A systematic survey](#). *Preprint*, arXiv:2411.11072.

A	Discussion	16
A.1	Translation as a capability-access signal	16
A.2	Why translation quality correlates with downstream performance . .	16
A.3	When translation is an incomplete proxy	16
A.4	Metric choice: what to use for translation-first screening	16
A.5	Task-centric analysis, language overlap, and resource stratification	17
A.6	Data contamination and robustness of correlation findings	17
A.7	Implications for efficient multilingual evaluation	17
B	Ethical Implications	17
B.1	Democratizing multilingual assessment	17
B.2	Risk of translation-centric bias . .	17
B.3	Impacts on low-resource language communities	18
B.4	Transparency and accountability .	18
B.5	Environmental considerations . . .	18
B.6	Recommendations for responsible use	18
C	Additional Correlation Coefficient Table on WMT24++ and NTREX	18
D	Models Investigated	19
E	Correlation Analysis Across All Models	20
E.1	Llama Family	20
E.2	Deepseek Family	20
E.3	Qwen3 Family	20
E.4	Gemma3 Family	21
E.5	Phi4	21
F	Additional Correlations Between Individual Metric and Benchmark	22
G	Supported Languages per Benchmark	23
H	Raw Performance Metrics Scores of Phi-4	28
I	Multilingual Abstract	31

A Discussion

Our results support a simple but consequential claim: across a broad set of multilingual benchmarks and model families, translation quality provides a strong first-pass signal of downstream multilingual performance (Table 2; Figure 2). This section attempts to explore *why* that relationship emerges, *when* it weakens, and *how* to use translation-based proxies responsibly in multilingual evaluation.

A.1 Translation as a capability-access signal

Translation is a demanding NLU/NLG task because it requires mapping between non-isomorphic linguistic systems while preserving meaning across semantics and discourse. From the perspective of multilingual model internals, recent work suggests a functional separation between language-specific processing and language-agnostic computation: multilingual information is largely mediated by the lower and upper transformer layers, while intermediate layers behave more language-universal (Kojima et al., 2024; Wendler et al., 2024; Tang et al., 2024; Alabi et al., 2024; Wu et al., 2025b). This structure is consistent with a modular view in which the model must (i) encode an input language into a shared representation space, (ii) apply core reasoning/knowledge within that space, and (iii) decode into the target language (Bandarkar et al., 2025; LCM team et al., 2024).

Under this view, MT benchmarks stress-test the linguistic interfaces (encoding/decoding) that gate access to the model’s internal capabilities. If a model translates a language well, it is evidence that the model can reliably move information into and out of the shared computation space for that language, making downstream success on many language-understanding tasks more likely. This interpretation aligns with our empirical findings: stronger translation quality tends to coincide with stronger benchmark performance across languages and models (Figure 2).

A.2 Why translation quality correlates with downstream performance

Two patterns in our results are particularly informative. First, the strongest translation-benchmark alignment occurs on benchmarks that are primarily gated by broad semantic understanding and faithful mapping from text to decisions. For example, median correlations are highest for AFRIMMLU (me-

dian $r = 0.92$), HELLASWAG (median $r = 0.87$), and BELEBELE (median $r = 0.83$; Table 2). Second, the proxy remains strong across model sizes (1B-72B), suggesting it reflects a stable capability relationship rather than a quirk of one model family (Figure 2).

At the language level, our findings further illustrate that translation quality can track benchmark performance with tight rank and linear agreement across many languages (Figures 3 and 4). Together, these observations support the hypothesis that a large component of multilingual benchmark performance is mediated by the same cross-lingual access mechanisms measured by translation quality.

A.3 When translation is an incomplete proxy

While translation quality is informative overall, our results also show clear boundary conditions. Benchmarks that emphasize more specialized competencies or evaluation formats exhibit weaker alignment with translation scores. In particular, INCLUDE has the lowest median correlation (median $r = 0.62$), and MGSM shows only moderate alignment (median $r = 0.72$; Table 2). These cases are consistent with the idea that downstream performance can be limited by factors other than linguistic access (e.g., specialized reasoning demands, task-specific constraints, or domain mismatch) so translation quality alone cannot serve as a complete substitute for task-centric evaluation.

We also observe that the relationship is not uniform across metrics within a task. For example, MLQA exhibits substantial metric sensitivity (Table 2), indicating that even when translation is a useful proxy, metric choice can materially change conclusions. This reinforces a practical takeaway: translation-first screening should be paired with targeted downstream evaluation wherever the task is high-stakes, correlations are weaker, or metric behavior is unstable.

A.4 Metric choice: what to use for translation-first screening

Our results consistently rank neural MT metrics as the most correlated overall, with median correlations of $r = 0.91$ for xCOMET, $r = 0.89$ for METRICX, and $r = 0.87$ for SSA-COMET (Table 2). At the same time, lexical metrics remain surprisingly informative (e.g., BLEU median $r = 0.79$), which provides a useful sanity check that the signal is not solely an artifact of learned evaluators.

In practice, these findings suggest a simple evaluation recipe. xCOMET is a strong default for proxy-based screening due to its top aggregate performance, while METRICX can be particularly informative on benchmarks where lexical/semantic alignment behaves differently (e.g., MLQA). Where compute or tooling is constrained, BLEU can serve as a coarse baseline, but it should not be treated as interchangeable with neural metrics for all tasks.

A.5 Task-centric analysis, language overlap, and resource stratification

A natural question is whether correlations are primarily driven by task demands or language-level factors (e.g., resource availability). In principle, language-centric analyses (computing correlations per language across tasks) could help disentangle these effects. In practice, the multilingual benchmark ecosystem provides limited language overlap across tasks, making robust per-language correlation estimates infeasible in many settings; our own analysis therefore remains task-centric, using all available languages per benchmark to recover stable estimates.

As a partial alternative, we report coarse stratification by resource class for Phi-4 (Table 3). While this view can hint at differences across resource tiers, it necessarily reduces sample sizes and aggregates heterogeneous languages, so it should be interpreted cautiously and not as definitive evidence of resource-specific effects.

A.6 Data contamination and robustness of correlation findings

As with most LLM evaluations, we cannot fully rule out data contamination because model training corpora are not disclosed in detail. Contamination could inflate absolute benchmark scores, and in principle could also affect correlations if exposure is systematically uneven across languages or datasets. However, the breadth of our analysis (multiple translation datasets, multiple metrics, diverse benchmarks, and many model families) makes it less plausible that a single contamination source is the sole driver of the consistent alignment we observe. We therefore treat contamination as a remaining confound rather than a complete explanation, and view controlled causal studies as an important direction for future work.

A.7 Implications for efficient multilingual evaluation

Taken together, our findings motivate a staged evaluation workflow. Translation-based proxy metrics can provide an inexpensive first-pass assessment across many languages, enabling researchers to prioritize which model-language pairs warrant deeper benchmarking. Downstream task suites remain necessary when evaluating competencies that translation does not reliably capture (as reflected by weaker correlations on benchmarks such as INCLUDE and MGSM) and whenever deployment decisions require task-specific validation.

B Ethical Implications

Using translation quality as a proxy for multilingual evaluation can materially change who is able to measure model performance and which languages receive attention. This section summarizes the primary benefits, risks, and responsible-use considerations implied by our findings.

B.1 Democratizing multilingual assessment

A central motivation for translation-first evaluation is to reduce the cost and expertise barrier of multilingual benchmarking. Because high-quality parallel corpora and MT metrics often cover far more languages than task suites, translation-based proxies can enable low-cost, reproducible screening for languages that otherwise remain unevaluated. In this sense, proxy evaluation can broaden participation: communities and researchers who lack the resources to build and maintain task benchmarks can still obtain informative, comparable signals of model behavior.

B.2 Risk of translation-centric bias

Proxy evaluation also risks over-weighting a single notion of “language competence”. Translation benchmarks tend to emphasize written, standardized language and meaning preservation, and our results show that translation quality is not equally correlated for all downstream competencies (e.g., weaker correlations on INCLUDE and MGSM; Table 2). Over-reliance on translation scores could therefore mischaracterize readiness for culturally grounded, domain-specific, or reasoning-intensive applications, reinforcing a translation-centric bias in what the field chooses to measure and improve.

B.3 Impacts on low-resource language communities

For low-resource languages, translation-first screening can be empowering by providing a first visible signal of model support. However, it also carries a failure mode: declaring a model “good enough” based only on proxy metrics can prematurely reduce investment in richer, community-defined evaluations, or conceal harms that do not manifest in translation quality. Responsible use therefore requires aligning evaluation criteria with community priorities and treating translation as an entry point rather than a final verdict.

B.4 Transparency and accountability

Because proxy scores can be easy to compute and tempting to over-interpret, transparency is essential. Researchers and practitioners should clearly state when translation metrics are used as substitutes for task benchmarks, report the translation datasets/metrics used, and communicate known boundary conditions. For high-stakes deployment (e.g., education, healthcare, legal settings), translation-first evaluation should be supplemented with task-specific validation representative of the intended use case.

B.5 Environmental considerations

A practical benefit of translation-first evaluation is efficiency: computing translation metrics can be substantially cheaper than running large benchmark suites across many languages. This can reduce computational cost and associated environmental impact. Nevertheless, efficiency should not be used to justify under-evaluation in safety- or fairness-critical contexts; reduced cost is most valuable when it enables broader measurement while preserving targeted follow-up where necessary.

B.6 Recommendations for responsible use

Based on the empirical behavior observed in this work, we recommend the following principles: (i) use translation metrics for rapid screening and comparative analysis, not as the sole basis for deployment decisions; (ii) pair proxy evaluation with targeted benchmarks for tasks where correlations are weaker or unstable (e.g., INCLUDE, MGSM); and (iii) report proxy methodology and limitations clearly to avoid overstating multilingual competence.

C Additional Correlation Coefficient Table on WMT24++ and NTREX

Here we provide correlation matrices in the form of heatmaps of Phi-4 model on two of the three datasets used in this study, namely WMT24++ and NTREX. They contain a dash iff $n \leq 3$. We also include the correlation matrices calculated based on Spearman’s rank on FLORES-200 dataset.



Figure 5: WMT Correlation

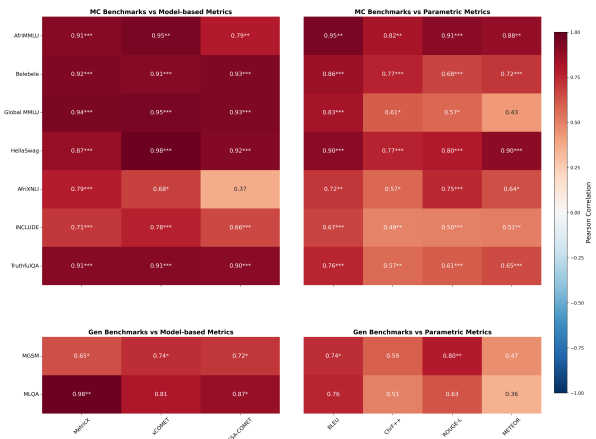


Figure 6: NTREX Correlation

Metric	Dataset	AfriMMLU	AfriXNLI	Belebele	Global MMLU	HellaSwag	INCLUDE	MGSM	MLQA	TruthfulQA	Median
BLEU	FLORES	0.95 (17)	0.68 (17)	0.89 (115)	0.78 (14)	0.88 (30)	0.67 (44)	0.68 (10)	0.79 (6)	0.79 (31)	0.79
	WMT24++	1.00 (3)	0.96 (3)	0.69 (51)	0.78 (13)	0.87 (27)	0.58 (32)	0.80 (10)	0.79 (6)	0.70 (28)	
	NTREX	0.95 (13)	0.72 (13)	0.86 (85)	0.83 (14)	0.90 (29)	0.67 (39)	0.74 (10)	0.76 (6)	0.76 (30)	
ChrF++	FLORES	0.88 (17)	0.64 (17)	0.85 (115)	0.63 (14)	0.77 (30)	0.56 (44)	0.63 (10)	0.51 (6)	0.62 (31)	0.63
	WMT24++	0.99 (3)	0.99 (3)	0.44 (51)	0.48 (13)	0.71 (27)	0.34 (32)	0.66 (10)	0.73 (6)	0.55 (28)	
	NTREX	0.82 (13)	0.57 (13)	0.77 (85)	0.61 (14)	0.77 (29)	0.49 (39)	0.59 (10)	0.51 (6)	0.57 (30)	
METEOR	FLORES	0.92 (17)	0.65 (17)	0.77 (115)	0.41 (14)	0.89 (30)	0.53 (44)	0.45 (10)	0.26 (6)	0.67 (31)	0.62
	WMT24++	0.99 (3)	1.00 (3)	0.47 (51)	0.44 (13)	0.86 (27)	0.37 (32)	0.56 (10)	0.56 (6)	0.62 (28)	
	NTREX	0.88 (13)	0.64 (13)	0.72 (85)	0.43 (14)	0.90 (29)	0.51 (39)	0.47 (10)	0.36 (6)	0.65 (30)	
ROUGE-L	FLORES	0.91 (17)	0.71 (17)	0.64 (115)	0.47 (14)	0.77 (30)	0.49 (44)	0.78 (10)	0.63 (6)	0.60 (31)	0.66
	WMT24++	0.98 (3)	1.00 (3)	0.56 (51)	0.66 (13)	0.77 (27)	0.46 (32)	0.81 (10)	0.64 (6)	0.58 (28)	
	NTREX	0.91 (13)	0.75 (13)	0.68 (85)	0.57 (14)	0.80 (29)	0.50 (39)	0.80 (10)	0.63 (6)	0.61 (30)	
MetricX	FLORES	0.90 (17)	0.74 (17)	0.91 (115)	0.94 (14)	0.86 (30)	0.69 (44)	0.64 (10)	0.95 (6)	0.91 (31)	0.89
	WMT24++	0.97 (3)	1.00 (3)	0.71 (51)	0.89 (13)	0.83 (27)	0.68 (32)	0.64 (10)	0.93 (6)	0.81 (28)	
	NTREX	0.91 (13)	0.79 (13)	0.92 (85)	0.94 (14)	0.87 (29)	0.71 (39)	0.65 (10)	0.98 (6)	0.91 (30)	
SSA-COMET	FLORES	0.81 (17)	0.42 (17)	0.94 (115)	0.93 (14)	0.92 (30)	0.66 (44)	0.72 (10)	0.84 (6)	0.92 (31)	0.87
	WMT24++	0.91 (3)	0.98 (3)	0.85 (51)	0.87 (13)	0.89 (27)	0.62 (32)	0.73 (10)	0.87 (6)	0.85 (28)	
	NTREX	0.79 (13)	0.37 (13)	0.93 (85)	0.93 (14)	0.92 (29)	0.66 (39)	0.72 (10)	0.87 (6)	0.90 (30)	
xCOMET	FLORES	0.95 (17)	0.68 (17)	0.93 (115)	0.96 (14)	0.97 (30)	0.77 (44)	0.72 (10)	0.76 (6)	0.90 (31)	0.91
	WMT24++	1.00 (3)	0.95 (3)	0.83 (51)	0.92 (13)	0.97 (27)	0.73 (32)	0.75 (10)	0.91 (6)	0.90 (28)	
	NTREX	0.95 (13)	0.68 (13)	0.91 (85)	0.95 (14)	0.98 (29)	0.78 (39)	0.74 (10)	0.81 (6)	0.91 (30)	
Statistics	Median	0.92	0.72	0.83	0.78	0.87	0.62	0.72	0.76	0.76	—

Table 2: Pearson correlations between benchmark tasks and MT metrics grouped by dataset. Numbers inside parentheses (n) indicate the number of data points used in the correlation calculation.

Metric	AfriMMLU	AfriXNLI	Belebele	Global MMLU	HellaSwag	Include	MGSM	MLQA	TruthfulQA
High	—	—	0.35	0.7	0.78	0.42	0.5	0.76	0.44
Medium	0.815	0.44	0.88	0.98	0.91	0.65	-0.3	—	0.88
Low	-0.075	-0.15	0.86	—	0.86	0.915	—	—	0.46
All	0.92	0.72	0.83	0.78	0.87	0.62	0.72	0.76	0.76

Table 3: Medians for Phi-4. Grouped by language resources.



Figure 7: **Spearman** correlation matrix for Phi-4 model performance across evaluation metrics. Color intensity indicates the strength of correlation, with darker red representing stronger positive correlations.

D Models Investigated

Model family	Model
Qwen	Qwen3-4B
	Qwen3-8B
	Qwen3-14B
	Qwen3-32B
	Qwen3-30B-A3B(MOE)
	Qwen2.5-72B-Instruct
Gemma	Gemma-3-1B-it
	Gemma-3-4B-it
	Gemma-3-12B-it
	Gemma-3-27B-it
Llama	Llama-3.3-70B-Instruct
DeepSeek	DeepSeek-R1-Distill-Qwen-32B
	DeepSeek-R1-Distill-Llama-70B
Phi	Phi-4 (14B)

Table 4: Model families and corresponding models.

E Correlation Analysis Across All Models

E.1 Llama Family

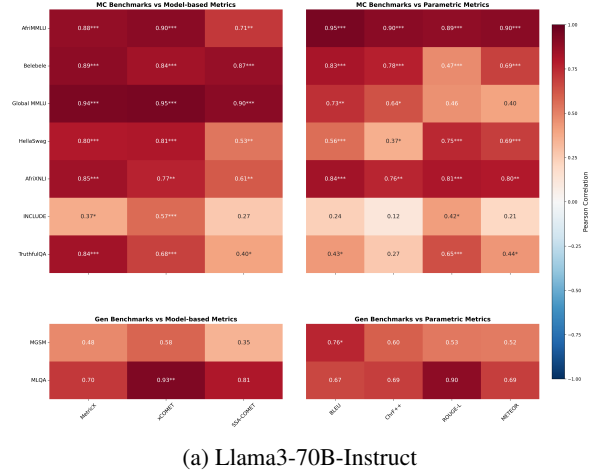


Figure 8: Pearson correlations between MT metrics and benchmark tasks. Stars indicate significance: * $p < 0.05$, ** $p < 0.01$, *** $p < 0.001$.

The correlation patterns for Llama-70B are consistent with those of the Phi-4 model, indicating that the observed relationships are not unique to a single model family.

Similar Trends: Benchmarks like AfriMMLU and AfriXNLI show strong positive correlations with nearly all MT metrics. For instance, the correlation between AfriXNLI and MetricX is high ($r=0.85$, $p < 0.001$) closely mirroring the Qwen-72B model ($r=0.74$, $p < 0.01$). As with Phi-4, MGSM and INCLUDE continues to show the weakest correlations, most of which are not statistically significant.

Differences: The main difference is seen in the MLQA benchmark. For Llama-70B we see strong correlations Rouge-L ($r=0.9$), and like Phi-4, with XComet ($r=0.93$, $p < 0.01$).

E.2 Deepseek Family

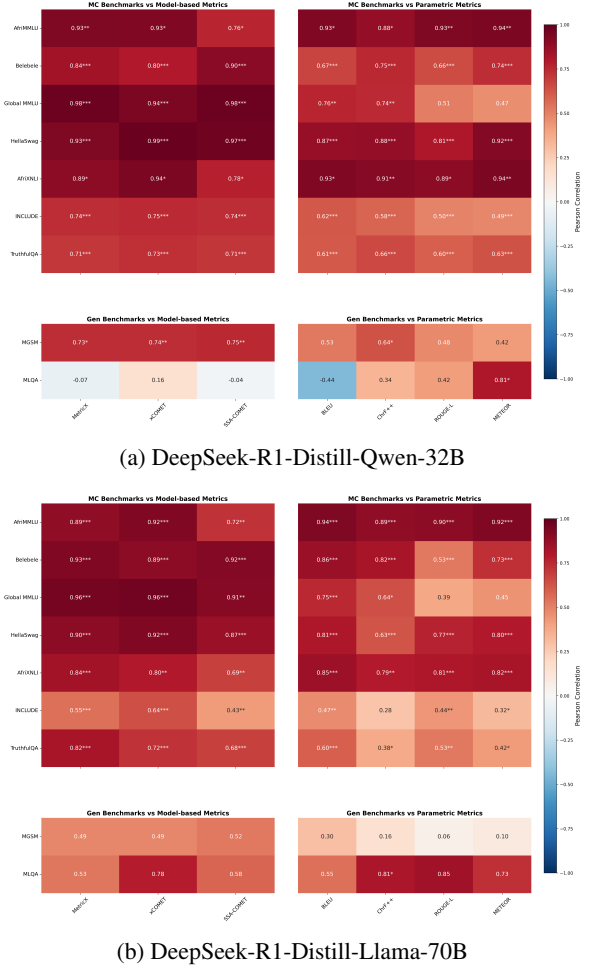


Figure 9: Pearson correlations between MT metrics and benchmark tasks. Stars indicate significance: * $p < 0.05$, ** $p < 0.01$, *** $p < 0.001$.

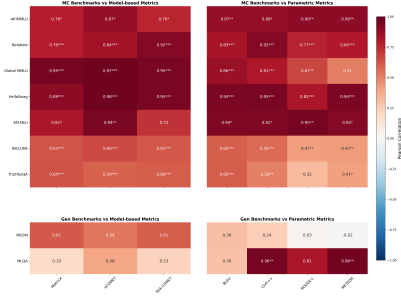
Deepseek models align with general trends (low MGSM scores) but also present unique patterns.

Similar Trends: Both the 70B and 32B models show high and significant correlations for the African-centric benchmarks (AfriMMLU and AfriXNLI) and HellaSwag.

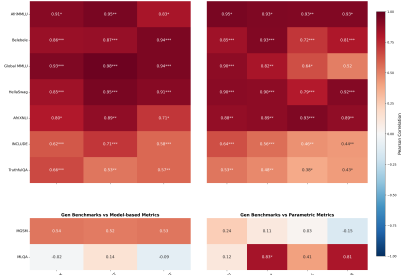
E.3 Qwen3 Family

The smaller models in the Qwen family replicate the trends of Phi-4, demonstrating that these correlations are stable within the model family, though some weakening is observed at the smallest scale.

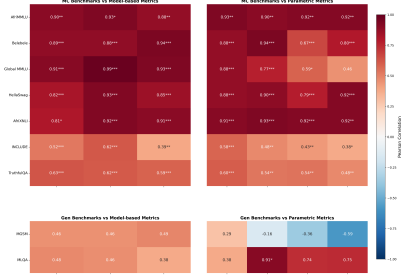
Similar Trends: The African-centric benchmarks (AfriMMLU and AfriXNLI) maintain extremely high and significant correlations ($r > 0.9$ in many cases). For XComet and those benchmarks, it emerges as a top correlation across the entire Qwen Family. It also follows a similar trend with MGSM,



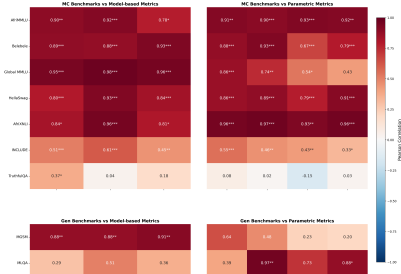
(a) Qwen3-4B



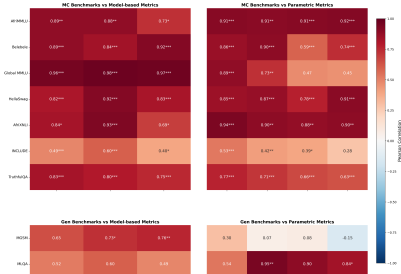
(b) Qwen3-8B



(c) Qwen3-14B



(d) Qwen3-30B-A3B



(e) Qwen3-32B

Figure 10: Pearson correlations between MT metrics and benchmark tasks. Stars indicate significance: * $p < 0.05$, ** $p < 0.01$, *** $p < 0.001$.

where it continues to show the weakest correlations, none of which are statistically significant. For the 32B model, metrics like ChrF++ and Bleu show moderately strong positive correlations with most benchmarks, like in AfriMMLU ($r=0.91, p<0.001$) and AfriXNLI ($r=0.94, p<0.001$).

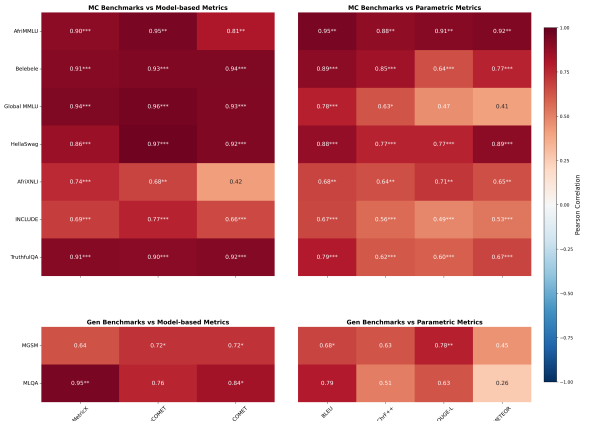
E.4 Gemma3 Family

When looking at the Gemma-3 Family, it provides at some insight into the effect of model scaling. The trends observed in the flagship model and other large models gold for the mid-sized Gemma models but degraded as the model shrinks. Something interesting happens when it we get to the 27B model however, because it returns to chaotic results that mirror the 1B model.

Similar Trends: For the Gemma3-12B model, it behaves similarly to Qwen with benchmarks like AfriMMLU and AfriXNLI having strong, significant positive correlations.

Differences: The Gemma3-1B model represents a near complete breakdown of the trends. In Gemma3-27B, we see that SSA-Comet and MGSM have a low, negative score ($r = -0.74, p < 0.05$).

E.5 Phi4

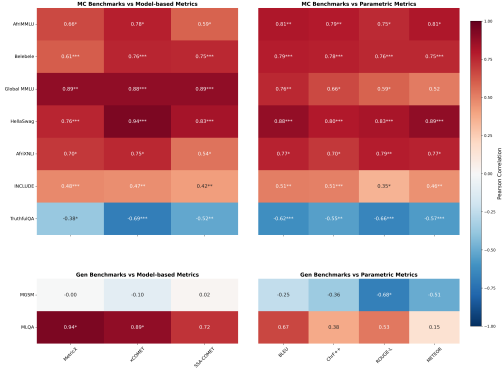


(a) Phi-4

Figure 12: Pearson correlations between MT metrics and benchmark tasks. Stars indicate significance: * $p < 0.05$, ** $p < 0.01$, *** $p < 0.001$.

The Phi-4 model is an interesting case, showing strong and consistent correlations across nearly all benchmarks, including those that were challenging for other models

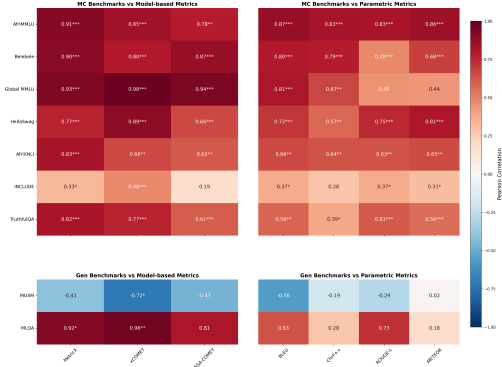
Similar Trends: Like usual, Phi-4 shows strong correlations with benchmarks like AfriMMLU and AfriXNLI.



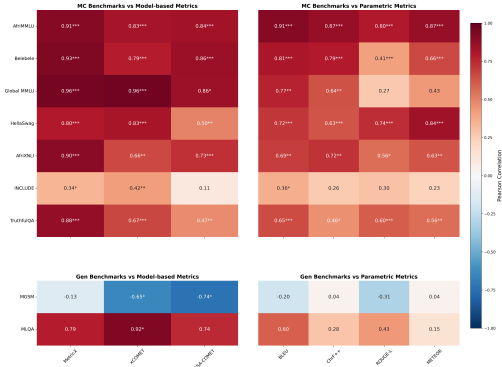
(a) Gemma 3 1B-IT



(b) Gemma 3 4B-IT



(c) Gemma 3 12B-IT



(d) Gemma 3 27B-IT

Figure 11: Pearson correlations between MT metrics and benchmark tasks. Stars indicate significance: * $p < 0.05$, ** $p < 0.01$, *** $p < 0.001$.

Differences: The most significant outlier is its performance on MGSM. Unlike almost every other model, Phi-4 shows a very strong and statistically significant correlation between MLQA and SSA-Comet ($r=0.84$, $p < 0.05$). Furthermore, MGSM also shows remarkably strong and consistent correlations across multiple metrics ($r=0.78$ with Rough-L), which was not the case for Qwen-72B.

F Additional Correlations Between Individual Metric and Benchmark

Here we provide detailed individual translation metrics against performance benchmark scatter plots for further insights and analysis. For each benchmark, we select the metric that yield the best correlation result and present them below.

G Supported Languages per Benchmark

The table lists the 120 unique language included in our final evaluation set, which were selected based on their presence across the various benchmarks. While some sources such as Flores-200 offer a much broader range, we focused on the intersection of languages available in the parallel translation corpora (Flores-200, WMT24++, or NTRE) and the other benchmarks (AfriMMLU, Afrixnli, Belebele, etc.). Languages that did not appear in both a parallel resource and a benchmark task were excluded as translation was required for our evaluation setup. The final column, Resources indicates the resource class as defined from Joshi et al. (2021). This scale ranges from Class 0 (lowest resource) up to Class 5 (highest resource). The character * was put down for languages that did not appear.

For language that appeared with multiple script variants (e.g. Hindi with Deva and Latn scripts), we prioritized the native script and excluded the Romanized version.

Table 5: All Languages Included in Experiments.

Language	Flores-200	WMT24++	NTREX	AfriMMLU	Afrixnli	Belebele	GlobalMMLU	HellaSwag	MGSM	MLQA	TruthfulQA	INCLUDE	Resources
Afrikaans	afr_Latn	—	afr_Latn	—	—	afr_Latn	—	—	—	—	—	—	3
Amharic	amh_Ethi	—	amh_Ethi	amh	amh	amh_Ethi	—	—	—	—	—	—	2
Armenian	hye_Armn	—	hye_Armn	—	—	hye_Armn	—	hy	—	—	hy	Armenian	1
Assamese	asm_Beng	—	—	—	—	asm_Beng	—	—	—	—	—	—	1
Bambara	bam_Latn	—	—	—	—	bam_Latn	—	—	—	—	—	—	1
Basque	eus_Latn	—	eus_Latn	—	—	eus_Latn	—	eu	—	—	eu	Basque	4
Belarusian	bel_Cyrl	—	—	—	—	—	—	—	—	—	—	Belarusian	3
Bengali	ben_Beng	bn_IN	ben_Beng	—	—	ben_Beng	bn	bn	bn	—	bn	Bengali	3
Bulgarian	bul_Cyrl	bg_BG	bul_Cyrl	—	—	bul_Cyrl	—	—	—	—	—	Bulgarian	3
Burmese	mya_Mymr	—	mya_Mymr	—	—	mya_Mymr	—	—	—	—	—	—	1
Catalan	cat_Latn	ca_ES	cat_Latn	—	—	cat_Latn	—	ca	—	—	ca	—	4
Cebuano	ceb_Latn	—	—	—	—	ceb_Latn	—	—	—	—	—	—	3
Central Kurdish	ckb_Arab	—	ckb_Arab	—	—	ckb_Arab	—	—	—	—	—	—	1
Chinese (Simplified)	zho_Hans	zh_CN	zho_Hans	—	—	zho_Hans	zh	—	zh	zh	zh	Chinese	5
Chinese (Traditional)	zho_Hant	zh_TW	zho_Hant	—	—	zho_Hant	—	—	—	—	—	—	5
Croatian	hrv_Latn	hr_HR	hrv_Latn	—	—	hrv_Latn	—	hr	—	—	hr	Croatian	4
Czech	ces_Latn	cs_CZ	ces_Latn	—	—	ces_Latn	—	—	—	—	—	—	4

Danish	dan_Latn	da_DK	dan_Latn	—	—	dan_Latn	—	da	—	—	da	—	3
Dutch	nld_Latn	nl_NL	nld_Latn	—	—	nld_Latn	—	nl	—	—	nl	Dutch	4
Eastern Panjabi	pan_Guru	pa_IN	pan_Guru	—	—	pan_Guru	—	—	—	—	—	—	2
Egyptian Arabic	arz_Arab	ar_EG	—	—	—	arz_Arab	—	—	—	—	—	—	3
English	eng_Latn	—	eng_Latn	eng	eng	eng_Latn	en	—	—	en	—	—	5
Estonian	est_Latn	et_EE	est_Latn	—	—	est_Latn	—	—	—	—	—	Estonian	3
Ewe	ewe_Latn	—	ewe_Latn	ewe	ewe	—	—	—	—	—	—	—	1
Finnish	fin_Latn	fi_FI	fin_Latn	—	—	fin_Latn	—	—	—	—	—	Finnish	4
French	fra_Latn	fr_FR	fra_Latn	fra	fra	fra_Latn	fr	fr	fr	—	fr	French	5
Georgian	kat_Geor	—	kat_Geor	—	—	kat_Geor	—	—	—	—	—	Georgian	3
German	deu_Latn	de_DE	deu_Latn	—	—	deu_Latn	de	de	de	de	de	German	5
Greek	ell_Grek	el_GR	ell_Grek	—	—	ell_Grek	—	—	—	—	—	Greek	3
Guarani	grn_Latn	—	—	—	—	grn_Latn	—	—	—	—	—	—	1
Gujarati	guj_Gujr	gu_IN	guj_Gujr	—	—	guj_Gujr	—	gu	—	—	gu	—	1
Haitian Creole	hat_Latn	—	—	—	—	hat_Latn	—	—	—	—	—	—	0
Halh Mongolian	khk_Cyrl	—	mon_Mong	—	—	khk_Cyrl	—	—	—	—	—	—	1
Hausa	hau_Latn	—	hau_Latn	hau	hau	hau_Latn	—	—	—	—	—	—	2
Hebrew	heb_Hebr	he_IL	heb_Hebr	—	—	heb_Hebr	—	—	—	—	—	Hebrew	3
Hindi	hin_Deva	hi_IN	hin_Deva	—	—	hin_Deva	hi	hi	—	hi	hi	Hindi	4
Hungarian	hun_Latn	hu_HU	hun_Latn	—	—	hun_Latn	—	hu	—	—	hu	Hungarian	4
Icelandic	isl_Latn	is_IS	isl_Latn	—	—	isl_Latn	—	—	—	—	—	—	2
Igbo	ibo_Latn	—	ibo_Latn	ibo	ibo	ibo_Latn	—	—	—	—	—	—	1
Ilocano	ilo_Latn	—	—	—	—	ilo_Latn	—	—	—	—	—	—	1
Indonesian	ind_Latn	id_ID	ind_Latn	—	—	ind_Latn	id	id	—	—	id	Indonesian	3
Italian	ita_Latn	it_IT	ita_Latn	—	—	ita_Latn	it	it	—	—	it	Italian	4
Japanese	jpn_Jpan	ja_JP	jpn_Jpan	—	—	jpn_Jpan	ja	—	ja	—	—	Japanese	5
Javanese	jav_Latn	—	—	—	—	jav_Latn	—	—	—	—	—	—	1
Jingpho	kac_Latn	—	—	—	—	kac_Latn	—	—	—	—	—	—	0
Kabuverdianu	kea_Latn	—	—	—	—	kea_Latn	—	—	—	—	—	—	0
Kannada	kan_Knda	kn_IN	kan_Knda	—	—	kan_Knda	—	kn	—	—	kn	—	1
Kazakh	kaz_Cyrl	—	kaz_Cyrl	—	—	kaz_Cyrl	—	—	—	—	—	Kazakh	3
Khmer	khm_Khmr	—	khm_Khmr	—	—	khm_Khmr	—	—	—	—	—	—	1
Kinyarwanda	kin_Latn	—	kin_Latn	kin	kin	kin_Latn	—	—	—	—	—	—	1

Korean	kor_Hang	ko_KR	kor_Hang	—	—	kor_Hang	ko	—	—	—	—	Korean	4
Kyrgyz	kir_Cyrl	—	kir_Cyrl	—	—	kir_Cyrl	—	—	—	—	—	—	1
Lao	lao_Lao	—	lao_Lao	—	—	lao_Lao	—	—	—	—	—	—	2
Lingala	lin_Latn	—	—	lin	lin	lin_Latn	—	—	—	—	—	—	1
Lithuanian	lit_Latn	lt_LT	lit_Latn	—	—	lit_Latn	—	—	—	—	—	Lithuanian	3
Luganda	lug_Latn	—	—	lug	lug	lug_Latn	—	—	—	—	—	—	1
Luo	luo_Latn	—	—	—	—	luo_Latn	—	—	—	—	—	—	*
Macedonian	mkd_Cyrl	—	mkd_Cyrl	—	—	mkd_Cyrl	—	—	—	—	—	North Macedonian	1
Malayalam	mal_Mlym	ml_IN	mal_Mlym	—	—	mal_Mlym	—	ml	—	—	ml	Malayalam	1
Maltese	mlt_Latn	—	mlt_Latn	—	—	mlt_Latn	—	—	—	—	—	—	2
Maori	mri_Latn	—	mri_Latn	—	—	mri_Latn	—	—	—	—	—	—	1
Marathi	mar_Deva	mr_IN	mar_Deva	—	—	mar_Deva	—	mr	—	—	mr	—	2
Mesopotamian Arabic	acm_Arab	—	—	—	—	acm_Arab	—	—	—	—	—	—	*
Modern Standard Arabic	arb_Arab	ar_SA	arb_Arab	—	—	arb_Arab	ar	ar	—	ar	ar	Arabic	5
Moroccan Arabic	ary_Arab	—	—	—	—	ary_Arab	—	—	—	—	—	—	*
Najdi Arabic	ars_Arab	—	—	—	—	ars_Arab	—	—	—	—	—	—	*
Nepali	npi_Deva	—	—	—	—	npi_Deva	—	ne	—	—	ne	Nepali	1
Nigerian Fulfulde	fuv_Latn	—	—	—	—	fuv_Latn	—	—	—	—	—	—	0
North Azerbaijani	azj_Latn	—	aze_Latn	—	—	azj_Latn	—	—	—	—	—	Azerbaijani	1
North Levantine Arabic	apc_Arab	—	—	—	—	apc_Arab	—	—	—	—	—	—	*
Northern Sotho	nso_Latn	—	nso_Latn	—	—	nso_Latn	—	—	—	—	—	—	1
Northern Uzbek	uzn_Latn	—	—	—	—	uzn_Latn	—	—	—	—	—	Uzbek	3
Norwegian Bokmål	nob_Latn	no_NO	nob_Latn	—	—	nob_Latn	—	—	—	—	—	—	1
Nyanja	nya_Latn	—	nya_Latn	—	—	nya_Latn	—	—	—	—	—	—	1
Oriya	ory_Orya	—	—	—	—	ory_Orya	—	—	—	—	—	—	1
Plateau Malagasy	plt_Latn	—	—	—	—	plt_Latn	—	—	—	—	—	—	1
Polish	pol_Latn	pl_PL	pol_Latn	—	—	pol_Latn	—	—	—	—	—	Polish	4
Portuguese	por_Latn	pt_PT	por_Latn	—	—	por_Latn	pt	pt	—	—	pt	Portuguese	4
Romanian	ron_Latn	ro_RO	ron_Latn	—	—	ron_Latn	—	ro	—	—	ro	—	3
Russian	rus_Cyrl	ru_RU	rus_Cyrl	—	—	rus_Cyrl	—	ru	ru	—	ru	Russian	4
Serbian	srp_Cyrl	sr_RS	srp_Cyrl	—	—	srp_Cyrl	—	sr	—	—	sr	Serbian	4
Shan	shn_Mymr	—	—	—	—	shn_Mymr	—	—	—	—	—	—	0
Shona	sna_Latn	—	sna_Latn	sna	sna	sna_Latn	—	—	—	—	—	—	1

Sindhi	snd_Arab	—	snd_Arab	—	—	snd_Arab	—	—	—	—	—	—	—	1
Sinhala	sin_Sinh	—	sin_Sinh	—	—	sin_Sinh	—	—	—	—	—	—	—	0
Slovak	slk_Latn	sk_SK	slk_Latn	—	—	slk_Latn	—	sk	—	—	sk	—	—	3
Slovenian	slv_Latn	sl_SI	slv_Latn	—	—	slv_Latn	—	—	—	—	—	—	—	3
Somali	som_Latn	—	som_Latn	—	—	som_Latn	—	—	—	—	—	—	—	1
Southern Pashto	pbt_Arab	—	—	—	—	pbt_Arab	—	—	—	—	—	—	—	1
Southern Sotho	sot_Latn	—	—	sot	sot	sot_Latn	—	—	—	—	—	—	—	1
Spanish	spa_Latn	es_MX	spa_Latn	—	—	spa_Latn	es	es	es	es	es	Spanish	—	5
Standard Latvian	lvs_Latn	lv_LV	lav_Latn	—	—	lvs_Latn	—	—	—	—	—	—	—	3
Standard Malay	zsm_Latn	—	msa_Latn	—	—	zsm_Latn	—	—	—	—	—	Malay	—	3
Standard Tibetan	bod_Tibt	—	bod_Tibt	—	—	bod_Tibt	—	—	—	—	—	—	—	1
Sundanese	sun_Latn	—	—	—	—	sun_Latn	—	—	—	—	—	—	—	1
Swahili	swh_Latn	sw_KE	swa_Latn	swa	swa	swh_Latn	sw	—	sw	—	—	—	—	2
Swati	ssw_Latn	—	ssw_Latn	—	—	ssw_Latn	—	—	—	—	—	—	—	1
Swedish	swe_Latn	sv_SE	swe_Latn	—	—	swe_Latn	—	sv	—	—	sv	—	—	4
Tagalog	tgl_Latn	—	—	—	—	tgl_Latn	—	—	—	—	—	Tagalog	—	3
Tajik	tgk_Cyrl	—	tgk_Cyrl	—	—	tgk_Cyrl	—	—	—	—	—	—	—	1
Tamil	tam_Taml	ta_IN	tam_Taml	—	—	tam_Taml	—	ta	—	—	ta	Tamil	—	3
Telugu	tel_Telu	te_IN	tel_Telu	—	—	tel_Telu	—	te	te	—	te	Telugu	—	1
Thai	tha_Thai	th_TH	tha_Thai	—	—	tha_Thai	—	—	th	—	—	—	—	3
Tigrinya	tir_Ethi	—	tir_Ethi	—	—	tir_Ethi	—	—	—	—	—	—	—	2
Tosk Albanian	als_Latn	—	sqi_Latn	—	—	als_Latn	—	—	—	—	—	Albanian	—	1
Tsonga	tso_Latn	—	—	—	—	tso_Latn	—	—	—	—	—	—	—	1
Tswana	tsn_Latn	—	tsn_Latn	—	—	tsn_Latn	—	—	—	—	—	—	—	2
Turkish	tur_Latn	tr_TR	tur_Latn	—	—	tur_Latn	—	—	—	—	—	Turkish	—	4
Twi	twi_Latn	—	—	twi	twi	—	—	—	—	—	—	—	—	1
Ukrainian	ukr_Cyrl	uk_UA	ukr_Cyrl	—	—	ukr_Cyrl	—	uk	—	—	uk	Ukrainian	—	3
Urdu	urd_Arab	ur_PK	urd_Arab	—	—	urd_Arab	—	—	—	—	—	Urdu	—	3
Vietnamese	vie_Latn	vi_VN	vie_Latn	—	—	vie_Latn	—	vi	—	vi	vi	Vietnamese	—	4
Waray	war_Latn	—	—	—	—	war_Latn	—	—	—	—	—	—	—	1
Welsh	cym_Latn	—	cym_Latn	—	—	—	—	—	—	—	—	—	—	1
West Central Oromo	gaz_Latn	—	orm_Ethi	orm	orm	gaz_Latn	—	—	—	—	—	—	—	1
Western Persian	pes_Arab	fa_IR	—	—	—	pes_Arab	—	—	—	—	—	Persian	—	4

Wolof	wol_Latn	—	wol_Latn	wol	wol	wol_Latn	—	—	—	—	—	—	2
Xhosa	xho_Latn	—	xho_Latn	xho	xho	xho_Latn	—	—	—	—	—	—	2
Yorùbá	yor_Latn	—	yor_Latn	yor	yor	yor_Latn	yo	—	—	—	—	—	2
Zulu	zul_Latn	zu_ZA	zul_Latn	zul	zul	zul_Latn	—	—	—	—	—	—	2
Count	120	51	88	18	18	116	15	30	10	7	31	44	N/A

H Raw Performance Metrics Scores of Phi-4

Table 6: Raw Performance Metrics Scores of Phi-4.

Lang.	AfriMMLU	AfriXNLI	Belebele	Global MMLU	HellaSwag	TruthfulQA	MGSM	MLQA	INCLUDE	BLEU	ChrF++	ROUGE-L	METEOR	xCOMET	SSA-COMET	MetricX
acm	—	—	0.63	—	—	—	—	—	—	19.13	39.97	0.15	0.26	0.62	0.48	18.18
afr	—	—	0.78	—	—	—	—	—	—	31.70	57.58	0.59	0.56	0.82	0.59	20.40
als	—	—	0.73	—	—	—	—	—	0.68	21.01	47.23	0.46	0.43	0.60	0.56	14.92
amh	0.30	0.40	0.29	—	—	—	—	—	—	1.11	10.82	0.15	0.04	0.22	0.08	3.25
apc	—	—	0.69	—	—	—	—	—	—	19.81	41.05	0.16	0.28	0.64	0.49	18.52
arb	—	—	0.87	0.61	0.58	0.55	—	0.00	0.60	30.06	49.75	0.15	0.41	0.81	0.57	21.19
ars	—	—	0.70	—	—	—	—	—	—	23.16	42.74	0.10	0.32	0.68	0.51	18.77
ary	—	—	0.55	—	—	—	—	—	—	12.43	33.25	0.16	0.19	0.43	0.42	16.33
arz	—	—	0.69	—	—	—	—	—	—	18.90	39.29	0.14	0.27	0.67	0.51	18.96
asm	—	—	0.53	—	—	—	—	—	—	4.24	22.58	0.02	0.08	0.32	0.45	16.72
azj	—	—	0.59	—	—	—	—	—	0.41	6.88	30.98	0.24	0.19	0.33	0.43	9.46
bam	—	—	0.32	—	—	—	—	—	—	2.27	17.57	0.14	0.10	0.23	0.27	5.85
bel	—	—	—	—	—	—	—	—	0.29	13.03	33.97	0.17	0.24	0.52	0.49	13.92
ben	—	—	0.68	0.49	0.40	0.49	0.02	—	0.46	18.44	40.55	0.03	0.28	0.51	0.51	19.24
bod	—	—	0.29	—	—	—	—	—	—	0.54	28.16	0.08	0.02	0.34	0.24	12.57
bul	—	—	0.83	—	—	—	—	—	0.67	32.22	55.31	0.19	0.52	0.80	0.55	20.23
cat	—	—	0.82	—	0.62	0.54	—	—	—	36.40	59.75	0.58	0.60	0.86	0.58	20.56
ceb	—	—	0.57	—	—	—	—	—	—	13.08	40.84	0.37	0.36	0.23	0.38	10.99
ces	—	—	0.85	—	—	—	—	—	—	32.04	52.84	0.53	0.50	0.85	0.62	19.55
ckb	—	—	0.44	—	—	—	—	—	—	1.63	22.43	0.05	0.10	0.22	0.34	8.40
dan	—	—	0.85	—	0.65	0.55	—	—	—	19.24	43.11	0.41	0.42	0.49	0.51	14.06
deu	—	—	0.83	0.74	0.69	0.57	0.30	0.03	0.55	42.01	64.08	0.63	0.65	0.91	0.63	22.09
ell	—	—	0.83	—	—	—	—	—	0.42	43.04	63.89	0.60	0.62	0.97	0.63	24.06
est	—	—	0.67	—	—	—	—	—	0.44	23.14	43.64	0.19	0.40	0.69	0.54	17.90
eus	—	—	0.59	—	0.32	0.42	—	—	0.37	10.50	39.50	0.29	0.29	0.39	0.47	8.11
ewe	0.30	0.34	—	—	—	—	—	—	—	8.63	39.51	0.21	0.23	0.33	0.44	9.70
fin	—	—	0.83	—	—	—	—	—	0.45	1.81	16.42	0.11	0.09	0.22	0.31	2.59
fra	0.65	0.45	0.85	0.72	0.73	0.55	0.36	—	0.69	23.15	51.38	0.41	0.40	0.80	0.62	18.53
fuv	—	—	0.28	—	—	—	—	—	—	52.35	69.61	0.70	0.69	0.93	0.63	22.76
gaz	0.36	0.38	0.31	—	—	—	—	—	—	2.10	19.55	0.07	0.09	0.22	0.17	9.14
grn	—	—	0.35	—	—	—	—	—	—	1.15	22.16	0.04	0.07	0.23	0.27	3.37
guj	—	—	0.63	—	0.38	0.50	—	—	—	2.50	20.50	0.12	0.12	0.23	0.34	6.76
hat	—	—	0.49	—	—	—	—	—	—	14.51	33.49	0.15	0.29	0.58	0.56	17.71
hau	0.33	0.39	0.38	—	—	—	—	—	—	6.30	31.62	0.26	0.26	0.27	0.44	7.52
heb	—	—	0.79	—	—	—	—	—	0.63	6.56	32.12	0.23	0.24	0.24	0.12	9.80
hin	—	—	0.67	0.61	0.50	0.49	—	0.01	0.61	27.47	47.77	0.19	0.42	0.75	0.50	19.87
hrv	—	—	0.81	—	0.56	0.54	—	—	0.75	28.40	49.73	0.18	0.47	0.66	0.57	21.49
hun	—	—	0.80	—	0.53	0.52	—	—	0.48	24.46	50.63	0.45	0.44	0.80	0.60	23.06
hye	—	—	0.61	—	0.30	0.45	—	—	0.35	24.71	49.85	0.46	0.42	0.78	0.58	19.21
ibo	0.34	0.37	0.31	—	—	—	—	—	—	12.46	35.61	0.17	0.21	0.36	0.44	11.28
ilo	—	—	0.40	—	—	—	—	—	—	3.07	19.41	0.16	0.13	0.21	0.16	1.80
ind	—	—	0.84	0.62	0.65	0.55	—	—	0.64	5.63	32.96	0.24	0.24	0.22	0.32	9.36
isl	—	—	0.72	—	—	—	—	—	—	40.21	65.60	0.65	0.66	0.89	0.63	22.57
ita	—	—	0.83	0.77	0.71	0.54	—	—	0.76	12.15	35.51	0.32	0.31	0.48	0.43	11.19
jav	—	—	0.66	—	—	—	—	—	—	35.08	58.44	0.54	0.56	0.94	0.62	23.10
jpn	—	—	0.79	0.67	—	—	0.29	—	0.75	15.05	43.92	0.39	0.39	0.45	0.45	13.76
kac	—	—	0.32	—	—	—	—	—	—	29.27	40.52	0.27	0.00	0.89	0.64	21.75
kan	—	—	0.67	—	0.35	0.50	—	—	—	0.43	1.43	0.02	0.01	0.21	0.20	7.02
kat	—	—	0.48	—	—	—	—	—	0.39	12.59	35.62	0.17	0.21	0.41	0.50	15.84

kaz	—	—	0.58	—	—	—	—	—	0.41	8.59	31.46	0.16	0.16	0.23	0.29	6.86
kea	—	—	0.46	—	—	—	—	—	—	8.90	34.91	0.18	0.21	0.37	0.47	11.13
khk	—	—	0.47	—	—	—	—	—	—	5.04	29.82	0.15	0.16	0.41	0.47	14.65
khm	—	—	0.47	—	—	—	—	—	—	3.90	27.63	0.16	0.14	0.25	0.36	7.65
kin	0.31	0.34	0.36	—	—	—	—	—	—	3.17	23.28	0.10	0.03	0.21	0.27	6.49
kir	—	—	0.57	—	—	—	—	—	—	2.76	25.09	0.10	0.12	0.24	0.24	1.36
kor	—	—	0.86	0.65	—	—	—	—	0.58	7.47	31.81	0.18	0.18	0.32	0.44	10.85
lao	—	—	0.33	—	—	—	—	—	—	21.21	31.50	0.22	0.31	0.82	0.61	21.23
lin	0.36	0.33	0.33	—	—	—	—	—	—	1.80	20.57	0.17	0.17	0.20	0.21	2.79
lit	—	—	0.77	—	—	—	—	—	0.51	3.19	23.62	0.16	0.16	0.23	0.23	5.48
lug	0.29	0.37	0.33	—	—	—	—	—	—	15.06	43.39	0.33	0.34	0.56	0.54	13.58
luo	—	—	0.33	—	—	—	—	—	—	2.58	24.92	0.09	0.12	0.23	0.26	4.84
lvs	—	—	0.74	—	—	—	—	—	—	2.73	19.99	0.06	0.09	0.23	0.34	6.85
mal	—	—	0.64	—	0.32	0.48	—	—	0.38	15.09	42.17	0.36	0.35	0.46	0.50	10.15
mar	—	—	0.62	—	0.37	0.48	—	—	—	11.29	33.62	0.15	0.18	0.42	0.46	14.83
mkd	—	—	0.78	—	—	—	—	—	0.80	13.38	38.63	0.06	0.27	0.31	0.48	18.57
mlt	—	—	0.50	—	—	—	—	—	—	28.48	53.51	0.19	0.49	0.79	0.55	19.72
mri	—	—	0.35	—	—	—	—	—	—	6.24	28.63	0.20	0.18	0.21	0.39	5.88
mya	—	—	0.41	—	—	—	—	—	—	4.99	30.73	0.26	0.25	0.20	0.38	3.66
nld	—	—	0.85	—	0.66	0.57	—	—	0.73	2.30	29.38	0.04	0.02	0.22	0.31	6.43
nob	—	—	0.85	—	—	—	—	—	—	29.65	55.18	0.49	0.51	0.91	0.62	22.92
npi	—	—	0.56	—	0.37	0.47	—	—	0.47	31.48	56.84	0.54	0.55	0.90	0.62	21.69
nso	—	—	0.32	—	—	—	—	—	—	11.81	37.72	0.05	0.22	0.54	0.50	17.26
nya	—	—	0.32	—	—	—	—	—	—	3.70	23.84	0.16	0.16	0.22	0.21	2.46
ory	—	—	0.53	—	—	—	—	—	—	2.81	23.50	0.10	0.13	0.23	0.30	4.55
pan	—	—	0.69	—	—	—	—	—	—	9.72	28.97	0.10	0.16	0.42	0.45	17.36
pbt	—	—	0.50	—	—	—	—	—	—	18.22	35.90	0.18	0.33	0.47	0.52	17.17
pes	—	—	0.79	—	—	—	—	—	0.42	4.15	22.85	0.09	0.18	0.26	0.34	8.89
plt	—	—	0.46	—	—	—	—	—	—	18.85	41.82	0.05	0.38	0.63	0.52	19.30
pol	—	—	0.83	—	—	—	—	—	0.50	4.38	32.60	0.25	0.20	0.24	0.26	5.99
por	—	—	0.86	0.65	0.72	0.56	—	—	0.66	26.59	48.56	0.42	0.42	0.86	0.63	19.82
ron	—	—	0.82	—	0.57	0.52	—	—	—	51.70	69.34	0.70	0.71	0.95	0.64	22.84
rus	—	—	0.88	—	0.66	0.56	0.02	—	0.59	34.04	56.68	0.54	0.54	0.82	0.61	19.57
shn	—	—	0.25	—	—	—	—	—	—	36.27	55.76	0.19	0.52	0.92	0.64	22.77
sin	—	—	0.30	—	—	—	—	—	—	0.40	9.20	0.07	0.02	0.21	0.22	6.01
slk	—	—	0.82	—	0.54	0.50	—	—	—	2.20	19.26	0.17	0.09	0.21	0.22	4.96
slv	—	—	0.78	—	—	—	—	—	—	22.98	47.56	0.43	0.42	0.73	0.57	16.87
sna	0.35	0.38	0.37	—	—	—	—	—	—	20.28	46.79	0.39	0.41	0.68	0.56	18.64
snd	—	—	0.48	—	—	—	—	—	—	2.60	25.69	0.06	0.11	0.23	0.25	2.87
som	—	—	0.31	—	—	—	—	—	—	3.49	21.56	0.16	0.13	0.24	0.33	9.47
sot	0.32	0.36	0.32	—	—	—	—	—	—	2.96	26.37	0.11	0.13	0.20	0.14	2.85
spa	—	—	0.83	0.73	0.74	0.54	0.39	0.02	0.72	3.39	25.34	0.17	0.17	0.23	0.21	2.46
srp	—	—	0.80	—	0.56	0.54	—	—	0.64	32.43	56.11	0.55	0.55	0.95	0.65	22.90
ssw	—	—	0.35	—	—	—	—	—	—	8.18	13.24	0.06	0.17	0.74	0.60	22.09
sun	—	—	0.49	—	—	—	—	—	—	2.82	24.25	0.05	0.10	0.22	0.14	3.75
swe	—	—	0.87	—	0.65	0.55	—	—	—	6.42	31.96	0.17	0.20	0.40	0.41	12.21
swh	0.44	0.42	0.68	0.45	—	—	0.00	—	—	42.48	64.04	0.63	0.63	0.90	0.63	22.06
tam	—	—	0.65	—	0.31	0.50	—	—	0.37	18.33	47.67	0.42	0.43	0.52	0.48	14.64
tel	—	—	0.61	—	0.34	0.48	0.02	—	0.37	14.93	43.47	0.18	0.24	0.38	0.56	17.29
tgk	—	—	0.43	—	—	—	—	—	—	15.54	39.56	0.19	0.26	0.46	0.48	16.25
tgl	—	—	0.70	—	—	—	—	—	0.67	4.10	25.69	0.15	0.16	0.19	0.39	5.89
tha	—	—	0.74	—	—	—	0.00	—	—	21.96	51.53	0.49	0.49	0.60	0.47	17.85
tir	—	—	0.30	—	—	—	—	—	—	26.70	44.15	0.19	0.09	0.68	0.53	19.10
tsn	—	—	0.33	—	—	—	—	—	—	0.62	8.47	0.12	0.01	0.21	0.05	2.44
tso	—	—	0.38	—	—	—	—	—	—	2.76	24.29	0.16	0.16	0.22	0.21	2.79
tur	—	—	0.81	—	—	—	—	—	0.60	3.01	22.98	0.10	0.11	0.23	0.25	5.88

twi	0.32	0.35	—	—	—	—	—	—	—	28.82	53.90	0.47	0.45	0.79	0.61	19.36
ukr	—	—	0.86	—	0.61	0.55	—	—	0.66	2.72	20.64	0.16	0.13	0.22	0.20	3.55
urd	—	—	0.71	—	—	—	—	—	0.36	31.49	53.46	0.19	0.48	0.87	0.64	21.11
uzn	—	—	0.53	—	—	—	—	—	0.39	15.75	38.05	0.17	0.34	0.50	0.49	18.11
vie	—	—	0.85	—	0.60	0.53	—	0.01	0.57	4.77	30.54	0.15	0.16	0.26	0.40	6.31
war	—	—	0.49	—	—	—	—	—	—	35.19	53.72	0.65	0.63	0.84	0.60	21.70
wol	0.31	0.34	0.26	—	—	—	—	—	—	7.48	34.32	0.21	0.21	0.23	0.36	11.26
xho	0.29	0.38	0.35	—	—	—	—	—	—	1.96	16.69	0.10	0.11	0.22	0.36	5.57
yor	0.39	0.42	0.33	0.31	—	—	—	—	—	3.13	27.62	0.06	0.11	0.23	0.12	2.63
zho	—	—	0.90	0.67	—	0.54	0.06	0.01	0.57	3.35	19.30	0.25	0.14	0.22	0.30	9.32
zho_trad	—	—	0.88	—	—	—	—	—	—	32.83	35.12	0.19	0.03	0.86	0.61	23.01
zsm	—	—	0.81	—	—	—	—	—	0.63	26.02	29.15	0.18	0.00	0.83	0.61	22.70
zul	0.34	0.37	0.35	—	—	—	—	—	—	25.75	56.30	0.54	0.54	0.80	0.59	20.61
	—	—	—	—	—	—	—	—	—	3.31	28.55	0.07	0.11	0.23	0.12	2.21

I Multilingual Abstract

Here we present the translation of abstract in 10 different languages, generated using Mansa and Chat-GPT5.

1. Chinese (Simplified)

大型语言模型（LLMs）的迅速扩散带来了一个关键的评估悖论：尽管LLMs宣称具备多语言能力，但目前存在的、非机器翻译构建的全面基准测试覆盖的语言不到30种，使全球约7000种语言中的98%以上处于实证空白之中。传统基准构建面临诸如成本高、领域专家稀缺以及数据污染等扩展性挑战。我们评估了一种更简单替代方案的有效性：仅凭翻译质量是否可以指示模型更广泛的多语言能力？通过在9个多样化基准和7种翻译指标上系统评估14个模型（参数规模1B–72B），我们发现翻译性能是下游任务成功的良好指标（例如 Phi-4 的中位数皮尔逊相关系数：METRICX = 0.89, XCOMET = 0.91, SSA-COMET = 0.87）。这些结果表明，支持忠实翻译的表征能力与多语言理解所需的能力高度重叠。因此，翻译质量可作为一种强大且低成本的多语言性能初筛指标，并辅以针对具体任务的后续评估。

2. Spanish

La rápida proliferación de los LLM ha generado una paradoja crítica de evaluación: aunque los LLM afirman poseer competencia multilingüe, existen menos de 30 idiomas con conjuntos de evaluación amplios que no estén traducidos automáticamente, dejando a más del 98% de las 7 000 lenguas del mundo en un vacío empírico. La construcción tradicional de benchmarks enfrenta problemas de escalabilidad como el costo, la escasez de expertos de dominio y la contaminación de datos. Evaluamos la validez de una alternativa más simple: ¿puede la calidad de la traducción por sí sola indicar las capacidades multilingües más amplias de un modelo? Mediante una evaluación sistemática de 14 modelos (1B–72B parámetros) en 9 benchmarks diversos y 7 métricas de traducción, encontramos que el desempeño en traducción es un buen indicador del éxito en tareas posteriores (por ejemplo, Phi-4, mediana de correlación de Pearson: METRICX = 0.89, XCOMET = 0.91, SSA-COMET = 0.87). Estos resultados sugieren que las capacidades representacionales que sustentan una traducción fiel se superponen con las necesarias para la comprensión multilingüe. Así, la calidad de traducción emerge como un proxy fuerte y de bajo costo para el desempeño multilingüe, permitiendo un filtrado inicial basado en traducción con seguimientos dirigidos a tareas específicas.

3. Hausa

Yaƙuwar LLMs cikin sauri ya haifar da matsalar tantancewa mai mahimmanci: yayin da LLMs ke da'awar iya yare da yawa, akwai ma'auni na gama gari da ba na fassarar injin ba don yaruka ƙasa da 30 kawai, yana barin fiye da kashi 98% na yaruka 7,000 na duniya a cikin babu tabbaci na gwaji. Gina ma'auni na gargajiya yana fuskantar ƙalubalen haɓakawa kamar farashi, ƙarancin ƙwararrun fannin, da gurɓataccen bayanai. Muna tantance ingancin zaɓi mafi sauƙi: shin ingancin fassara kaɗai zai iya nuna iyawar ƙirar harsuna da yawa?

Ta hanyar tantancewa na tsari na samfura 14 (1B–72B parameters) a cikin ma'auni daban-daban 9 da ma'aunin fassara 7, mun gano cewa aikin fassara alama ce mai kyau ta nasarar aiki na ƙasa (misali, Phi-4, median Pearson r: METRICX = 0.89, XCOMET = 0.91, SSA-COMET = 0.87). Waɗannan sakamakon suna nuna cewa iyawar wakilci da ke goyan bayan fassara ta aminci tana haɗuwa da waɗanda ake buƙata don fahimtar yaruka da yawa. Ingancin fassara don haka ya bayyana a matsayin wakili mai ƙarfi, mai arha na farko don aikin yaruka da yawa, yana ba da damar tantancewar fassara-ta-farko tare da bin daidai don takamaiman ayyuka.

4. Amharic

የLLMዎች ፈጣን መስፋፋት ወሳኝ የግምገማ ተቃርኖን ፈጥሯል፡ LLMዎች ብዙ ቋንቋ ብቃት እንዳላቸው ቢገልጹም፤ ሁሉን አቀፍ በማሸን-ያልተተረጎሙ መለኪያዎች ከ30 ያነሱ ቋንቋዎች ብቻ አሏቸው፤ ይህም ከዓለም 7,000 ቋንቋዎች ከ98% በላይ የሚሆኑትን በተጨማሪም ባዶነት ውስጥ ይተዋል፡፡ ባህላዊ መለኪያ ግንባታ እንደ ወጪ፤ የጎራ ባለሙያዎች አጥረት እና የመረጃ መበከል ያሉ የመጠን ፈተናዎች ይገጥሙታል፡፡ የቀለለ አማራጭ ትክክለኛነት እንገመግማለን፡ የትርጉም ጥራት ብቻ የሞዴል ሰፊ ብዙ ቋንቋ ችሎታዎችን ሊያመለክት ይችላል?

14 ሞዴሎችን (1B–72B ፓራሜትሮች) በ9 የተለያዩ መለኪያዎች እና 7 የትርጉም መለኪያዎች ላይ በስርዓታዊ ግምገማ፤ የትርጉም አፈጻጸም የታችኛው ተግባር ስኬት ጥሩ አመልካች መሆኑን አግኝተናል (ለምሳሌ፤ Phi-4፤ መካከለኛ Pearson r: METRIX = 0.89, XCOMET = 0.91, SSA-COMET = 0.87)፡፡ እነዚህ ውጤቶች ታማኝ ትርጉምን የሚደግፉ የውክልና ችሎታዎች ለብዙ ቋንቋ ግንዛቤ ከሚያስፈልጉት ጋር መደራ-ረባቸውን ይጠቁማሉ፡፡ ስለዚህ የትርጉም ጥራት እንደ ጠንካራ፤ ርካሽ የመጀመሪያ-ደረጃ ተወካይ ለብዙ ቋንቋ አፈጻጸም ይወጣል፤ ይህም ለተወሰኑ ተግባራት ያነጣጠረ ከትትል ያለው ትርጉም-መጀመሪያ ምርመራን ያስችላል፡፡

5. Basque

LLMen hedapen azkarrak ebaluazio-paradoxa kritiko bat sortu du: LLMek gaitasun eleaniztuna dutela aldarrikatzen duten arren, 30 hizkuntza baino gutxiagorentzat baino ez daude automatikoki itzuli gabeko benchmark zabalak, eta horrek munduko 7.000 hizkuntzen %98 baino gehiago hutsune enpirikoan uzten ditu. Benchmark tradizionalen eraikuntzak eskalagarritasun-arazoak ditu, hala nola kostua, aditu faltak eta datuen kutsadura. Alternatiba sinpleago baten balioa ebaluatzen dugu: itzulpenaren kalitateak bakarrik adieraz al ditzake eredu baten gaitasun eleaniztun zabalagoak? 14 eredu (1B–72B parametro) 9 benchmarketan eta 7 itzulpen-neurritan ebaluatuz, aurkitu dugu itzulpen-errendimendua downstream zereginen arrakastaren adierazle ona dela. Horrek iradokitzen du itzulpen fidela ahalbidetzen duten gaitasunak eleaniztasun-ulermenarekin gainjartzen direla.

6. Bengali

LLM-গুলোর দ্রুত বিস্তার একটি গুরুত্বপূর্ণ মূল্যায়ন-বিরোধ সৃষ্টি করেছে: যদিও LLM-গুলো বহুভাষিক দক্ষতার দাবি করে, ৩০টিরও কম ভাষার জন্য এমন বিস্তৃত বেসমার্ক আছে যা মেশিন-অনুবাদিত নয়, ফলে বিশ্বের প্রায় ৭,০০০ ভাষার ৯৮%-এর বেশি পরীক্ষামূলক শূন্যতায় রয়ে গেছে। প্রচলিত বেসমার্ক নির্মাণ ব্যয়, বিশেষজ্ঞের অভাব এবং ডেটা দূষণের মতো স্কেলিং সমস্যার সম্মুখীন হয়। আমরা একটি সহজ বিকল্পের বৈধতা মূল্যায়ন করি: শুধুমাত্র অনুবাদের মান কি একটি মডেলের বিস্তৃত বহুভাষিক সক্ষমতার সূচক হতে পারে? ১৪টি মডেল (১B–৭২B প্যারামিটার) ৯টি বেসমার্ক ও ৭টি অনুবাদ মেট্রিক জুড়ে মূল্যায়নের মাধ্যমে আমরা পাই যে অনুবাদ কর্মক্ষমতা পরবর্তী কাজের সাফল্যের একটি ভালো সূচক। অতএব অনুবাদের মান একটি শক্তিশালী ও সাশ্রয়ী প্রথম-ধাপের বহুভাষিক কর্মক্ষমতা নির্দেশক।

7. Georgian

LLM-ების სწრაფმა გავრცელებამ მნიშვნელოვანი შეფასების პარადოქსი შექმნა: მიუხედავად იმისა, რომ LLM-ები მრავალენოვან უნარებს აცხადებენ, ავტომატურად თარგმნილი olmayan სრულფასოვანი ბენჩმარკები არსებობს 30-ზე ნაკლებ ენაზე, რის შედეგადაც მსოფლიოს 7,000 ენის 98%-ზე მეტი ემპირიულ სიცარიელეში რჩება. ტრადიციული ბენჩმარკების აგება აწყდება მასშტაბირების პრობლემებს, როგორიცაა ღირებულება, ექსპერტების სიმცირე და მონაცემთა დაბინძურება. ჩვენ ვაფასებთ უფრო მარტივი ალტერნატივის ვალიდობას: შეუძლია თუ არა მხოლოდ თარგმანის ხარისხს მიუთითოს მოდელის უფრო ფართო მრავალენოვან შესაძლებლობებზე? 14 მოდელის (1B–72B პარამეტრი) 9 ბენჩმარკსა და 7 თარგმანის მეტრიკაში შეფასებით ვპოულობთ, რომ თარგმანის შესრულება კარგი ინდიკატორია შემდგომი ამოცანების წარმატებისთვის.

8. Japanese

LLMの急速な普及は重要な評価パラドックスを生み出している。LLMは多言語能力を主張している一方で、機械翻訳に依存しない包括的なベンチマークが存在する言語は30未満であり、世界の約7,000言語の98%以上が実証的空白に置かれている。従来のベンチマーク構築は、コスト、専門家不足、データ汚染といったスケーリング上の課題に直面している。本研究ではより単純な代替案の妥当性を検証する。すなわち、翻訳品質だけでモデルの広範な多言語能力を示せるのか。14モデル（1B～72B）を9種のベンチマークと7種の翻訳指標で体系的に評価した結果、翻訳性能は下流タスク成功の良い指標であることが分かった。したがって翻訳品質は低コストで有効な第一段階の代理指標となる。

9. Guarani

LLM-kuéra oñemombarete pya'e rupi ohechauka peteĩ jeikuaa-paradójha: LLM-kuéra he'i oguerekoha katupyry heta ñe'ẽme, péro oĩ mbovymi (sa'i 30-gui) ñe'ẽ oguerekóva haḡua mba'eha'ārõ tuicháva ndaha'éiva traducción automática, ha upéicha 98% rupi umi 7.000 ñe'ẽ yvypórape oĩ haḡua vacío empírico-pe. Umi benchmark tradicional ojuhúma apañuãi tuicha haḡua haḡua haḡua, techapyrārõ jehepyme'ẽ, experto'ỹre, ha datos oñembyaíva. Rohecha haḡua peteĩ alternativa isãsovéva: ikatúpa traducción rekóinte ohechauka modelo katupyry tuichavéva? Rohesa'ỹijo 14 modelo (1B–72B parámetro) 9 benchmark ha 7 métrica traducción rehe, ha rotopa traducción apopyre ha'eha indicador porã umi tembiapo oútavape guarã.

10. Zulu

Ukunyuka okusheshayo kwama-LLM kudale iphuzu eliyinkinga yokuhlola: nakuba ama-LLM ethi ayakwazi izilimi eziningi, izilinganiso ezibanzi ezingahunyushwanga umshini zikhona kuphela ezilimini ezingaphansi kuka-30, okushiya ngaphezu kuka-98% yezilimi eziyizi-7,000 zomhlaba zingena bufakazi obubonakalayo. Ukwakhiwa kwezilinganiso kwendabuko kubhekene nezinsalelo zokwandisa ezifana nezindleko, ukuswela izazi ezikhethekile, kanye nokungcoliswa kwedatha. Sihlola ubuqiniso benye indlela elula: ingabe ikhwalithi yokuhumusha yodwa ingakhombisa amakhono alolu hlobo olukhulu lwezilimi eziningi zomodeli?

Ngokuhlola ngendlela ehlelekile amamodeli angu-14 (1B–72B parameters) ezilinganisweni eziyisishiyagalolunye ezihlukahlukene nezilinganiso zokuhumusha eziyisikhombisa, sithole ukuthi

ukusebenza ekuhumusheni kuyisikhombi esihle sempumelelo yemisebenzi elandelayo (isb., Phi-4, i-median Pearson r: METRICX = 0.89, XCOMET = 0.91, SSA-COMET = 0.87). Le miphumela ikhombisa ukuthi amakhono okumela asiza ekuhumusheni okuthembekile ahlangana nalawo adingekayo ekuqondeni izilimi eziningi. Ngakho-ke ikhwalithi yokuhumusha ivelela njengesikhombi sokuqala esiqinile, esingabizi kakhulu sokusebenza ngezilimi eziningi, okuvumela ukuhlolwa kokuqala ngokuhumusha nokulandelwa okuqondiswe emisebenzini ethile.