

# Bridging Human Interpretation and Machine Representation: A Landscape of Qualitative Data Analysis in the LLM Era

**Xinyu Pi\***  
UC San Diego  
La Jolla, CA, USA  
xpi@ucsd.edu

**Qisen Yang\***  
UC San Diego  
La Jolla, CA, USA  
qsyang@ucsd.edu

**Chuong Nguyen\***  
UC San Diego  
La Jolla, CA, USA  
chn021@ucsd.edu

**Hua Shen**  
NYU Shanghai  
New York University  
New York, NY, USA  
huashen@nyu.edu

## Abstract

LLMs are increasingly used to support qualitative research, yet existing systems produce outputs that vary widely—from trace-faithful summaries to theory-mediated explanations and system models. To make these differences explicit, we introduce a 4×4 landscape crossing four levels of meaning-making (descriptive, categorical, interpretive, theoretical) with four levels of modeling (static structure, stages/timelines, causal pathways, feedback dynamics). Applying the landscape to prior LLM-based automation highlights a strong skew toward low-level meaning and low-commitment representations, with few reliable attempts at interpretive/theoretical inference or dynamical modeling. Based on the revealed gap, we outline an agenda for applying and building LLM-systems that make their interpretive and modeling commitments explicit, selectable, and governable.

## 1 Introduction

Qualitative data analysis, or Qualitative Research (QR) is a family of methods for constructing meaning from text, discourse, and other rich records of human activity (Flick, 2013). It underwrites how we study experience, organizations, culture, and institutions when the relevant evidence is not naturally reducible to numerical measurements. With its property of turning unstructured text corpora into defensible meaning and structure, QR is increasingly popular well beyond its traditional homes in the social science community. Across domains, researchers and practitioners must make sense of messy, high-volume traces where the relevant structure is only partially observable: (i) *AI and system builders* (e.g., LLM development, multi-agent systems, architect engineering) need failure narratives, typologies, and mechanism hypotheses rather than only aggregate accuracy (Cemri et al., 2025a; Szajnfarder and Gralla, 2017); (ii) *human-*

\*Equal contribution

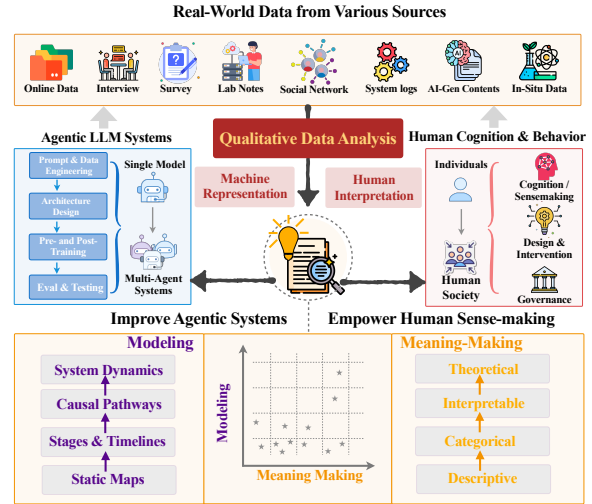


Figure 1: The Synergy of Qualitative Research and LLM developments in broader scientific context.

and society-facing communities (e.g., HCI, education, policy, ethics) need interpretations of norms, values, and context-dependent meaning that scalar ratings often erase (Berg, 2001); and (iii) *observational scientific communities* often integrate heterogeneous records to reconstruct processes when controlled experiments are infeasible (Cleland, 2011).

However, conducting QR is difficult for many practical reasons. Three exemplar recurring scenarios are: (i) aligning and iteratively revise a codebook across hundreds of interviews while maintaining audit trails and resolving disagreements; (ii) extracting and reconciling latent mechanisms from heterogeneous artifacts (interviews, policies, reports) with various units of analysis; (iii) diagnosing multi-agent system logs that are long, branching, where failures can be distributed across roles and time (Saldaña, 2021; Miles et al., 2014; Cemri et al., 2025a). In such settings, the bottleneck is not access to text, but the labor of constructing and defending coherent meaning.

To address these barriers, researchers have explored computational support for QR (Ferreira Barros et al., 2024; Parfenova et al., 2025). Recently,

LLMs offer a promising lever by combining scalable extraction with increasingly capable interpretation and reasoning (OpenAI, 2023), and have been applied to workflows such as qualitative coding and thematic analysis (Dai et al., 2023; Lam et al., 2024; Qiao et al., 2025; Pi et al., 2025).

Despite this momentum, existing LLM-driven QR efforts exhibit two structural limitations: (i) Most systems treat qualitative analysis as *code induction plus aggregation*: they generate labels, themes, or clusters, but stop short of inducing the structured representations that many QR outcomes ultimately reside on (e.g., phase models of change and causal pathways). (ii) QR is a family of methods with different analytic commitments and output forms—including interpretative phenomenological analysis (IPA), grounded theory, thematic analysis, discourse analysis, narrative analysis, and related traditions (Smith et al., 2009; Glaser and Strauss, 1967; Charmaz, 2014; Braun and Clarke, 2006a; Miles et al., 2014). Current automation tends to be fragmented across these “species,” encouraging bespoke pipelines per method even though many share reusable subroutines (Barros et al., 2025b).

We follow principles of modern system design (Farley, 2021): rather than having a bespoke pipeline for each species, we aim to identify a small set of interoperable building blocks and a *specification language / design protocol* that makes a QR’s standard explicit—what kind of meaning-making it claims to commit, and what kind of model it claims to produce. Under this protocol, qualitative automation can be organized as a system of **high-cohesion, low-coupling** modules that **compose flexibly** to support diverse QR species.

To identify the recurring dimensions that organize qualitative research outcomes, we conducted an extensive analysis of hundreds of prior QR papers, consulted domain experts, and converged on two condensed dimensions after 5 months’ iterations (App. B). The first axis captures **level of meaning-making**, from surface description to theory-mediated inference. The second captures **level of modeling**, from static themes and relational maps to explicit mechanism and system-dynamics models (Stermann, 2000; Meadows, 2008). This yields our primary model of the design space: a **4×4 landscape** defined by crossing the **4 levels of meaning-making** with the **4 levels of modeling**.

Using this landscape as an operational annotation scheme, we *manually* mapped **300** QR items onto the space (Fig. 2). The resulting distribution

makes a clear empirical point: most existing systems cluster in regions associated with *shallow meaning-making* and *low-commitment modeling*—even when the motivating task would naturally call for deeper interpretation or richer structural explanations (Barros et al., 2024; Parfenova et al., 2024; Schroeder et al., 2025). This gap is not merely a matter of degree. Progressing from surface themes to interpretive claims requires explicit warrants for latent inferences, while moving from relational sketches to richer models demands concrete modeling commitments that specify how phenomena evolve, not just which concepts are linked.

Building on this diagnosis, we use the landscape not only as a descriptive map but as a forward-looking design and governance scaffold. In Sec. 5, we translate the observed skew into concrete implications for both qualitative researchers and NLP/LLM researchers – providing suggestions on how QR analytic commitments should be specified and governed, which representational moves are needed to move beyond modeling-shallow outputs, and what kinds of artifacts and infrastructures are required to boost LLM-assisted QR research.

## 2 From Unstructured Data to Structured Insights and Models

A central reason qualitative research (QR) is powerful yet difficult is that many target phenomena are *not directly observable as variables*. In organizational, sociotechnical, and institutional settings, we often care about norms, coordination regimes, failure patterns, interaction dynamics, adaptation, and multi-party sensemaking that are system-level and latent. What we typically observe are *partial unstructured datum*: interviews, documents, fieldnotes, meeting minutes, chat transcripts, incident reports, and (in AI settings) interaction logs and tool traces (Cemri et al., 2025b). These traces are perspectival, incomplete, and context-bound. Like the “blind men and the elephant,” each trace touches only part of an underlying mechanism, and apparent inconsistencies can become coherent only after within-frame interpretation and integration.

This challenge is especially salient for modern LLM deployments. LLM systems become multi-agent, tool-mediated, and long-horizon, the object of analysis is less a single input–output mapping and more an evolving interaction process (Wu et al., 2023; Qian et al., 2024; Hong et al., 2023). Consequently, diagnosis often takes the form of qualita-

Feature	Quantitative data analysis	Qualitative data analysis
Input data	Numeric/tabular observations	Unstructured data (interviews, docs, logs)
Primary inference	Parameter estimation, hypothesis testing	Meaning inference + structural reconstruction and integration
Model products	Regression, classifiers, ODEs	Themes, stage models, causal graphs, feedback systems
Eval target	Fitness / predictive loss	Traceability and consistency to corpora

Table 1: A motivating analogy between quantitative and qualitative analysis. Both involve modeling under uncertainty, but differ in input modality, inferential focus, representational products, and evaluation criteria.

tive analysis over long traces (who believed what, when coordination broke, why verification failed). The outputs are frequently QR artifacts such as failure typologies, phase narratives, and feedback explanations (Cemri et al., 2025a). Methodologically, “conducting QR” is therefore not merely *summarizing text*. It is a disciplined attempt to reconstruct latent structure from fragmentary evidence.

## 2.1 A quantitative–qualitative analogy

To make this reconstruction problem legible to an NLP/ML audience, it helps to contrast QR with a classical quantitative modeling pipeline. In quantitative modeling, the analyst often begins with a specified observation space (variables/features) and a model family, and success is anchored by an explicit fit criterion (likelihood, loss,  $R^2$ ) (Box, 1976). In QR, by contrast, the observation space is often *textual* and the latent variables are not given. Analysts must *induce* semantic units and justify the inferences that link excerpts to claims about the underlying phenomenon (Miles et al., 2014; Saldaña, 2021; Lincoln and Guba, 1985). This is why QR emphasizes traceability (showing how claims connect to excerpts), credibility/trustworthiness, and iterative refinement of codes and concepts (Krippendorff, 2018; Graneheim and Lundman, 2004).

The analogy is imperfect, but it highlights a computational point. QR requires making two kinds of commitments explicit: what meanings are inferred *from and across traces*, and what global structure is asserted *over those meanings*. In case-based theory building, for example, researchers emphasize disciplined within-case interpretation and careful cross-case synthesis, rather than optimization of a scalar objective (George and Bennett, 2005).

## 2.2 Two coupled inference problems

Because the underlying phenomenon is only indirectly visible through traces, qualitative analysis must solve two coupled inference problems—one about meaning (both within and across traces) and one about structure (how inferred meanings are organized into system-level claims):

### (1) Meaning inference within and across traces.

Given an excerpt—and often by triangulating multiple excerpts across people, times, or artifacts—what can we *legitimately infer* beyond surface form? This includes deciding whether we are describing what is said, organizing it into categories, inferring implicit commitments entailed by the situation, or applying an external conceptual lens (Berelson, 1952; Hsieh and Shannon, 2005; Gioia et al., 2013; Krippendorff, 2018). This meaning-making can happen cross-trace (e.g., resolving apparent contradictions, refining category boundaries, or semantically aggregating shared patterns).

### (2) Across-instance structural reconstruction.

Given many such inferences, what *kind of system-level structure* are we claiming? A study may synthesize traces into a thematic map, a phase model, a mechanism diagram, or a dynamical feedback explanation, and these end products impose different validity demands (Miles et al., 2014; George and Bennett, 2005). Adjacent traditions make the same point with different formalisms, including process tracing (mechanism evidence), mechanism-based explanation (generative processes), and configurational approaches such as QCA (combinations of conditions) (Bennett and Checkel, 2015; Hedström and Swedberg, 1998; Ragin, 1987).

## 2.3 Why we factorize into meaning-making and modeling

These two inference problems motivate a coordinate system rather than a single catch-all label of “analysis.” (i) We need a **level of meaning-making** axis to state how strong the semantic leap is at the level of evidence interpretation: paraphrase vs. categorization vs. within-frame interpretation vs. theory-mediated reframing within or across traces. Without this axis, surface-level reorganization can be conflated with analysis involving substantive interpretation or theoretical commitment. (ii) We need a **level of modeling** axis to state what form of system claim is made at the *phenomenon level*: static relational configuration, staged process,

causal dependency structure, or evolving feedback system. Without this axis, “building theory” collapses into one bucket, even though a taxonomy, a phase model, a causal graph, and a dynamical system model are qualitatively different products with different criteria for warrant and evaluation (Zeigler et al., 2000; Law, 2015; Stermann, 2000).

Taken together, the two axes reduce category errors (e.g., mistaking thematic coding for a mechanism explanation), align evaluation with the type of claim being made, and sharpen where current LLM capabilities reliably lie. We therefore introduce the four levels of meaning-making in Sec. 3.1 and the four levels of modeling in Sec. 3.2, and use their cross-product as the organizing map for LLM-driven qualitative analysis.

### 3 Landscape Model: a 4×4 Conceptual Framework for Qualitative Outputs

Qualitative analysis reconstructs latent phenomena from *partial textual traces* (interviews, documents, logs, incident reports, transcripts) by making two kinds of commitments: (i) what is inferred from any given excerpt, and (ii) what global structure is asserted across excerpts (Miles et al., 2014; Saldaña, 2021; Lincoln and Guba, 1985). We factorize these commitments into two analytically separable axes. The first axis is a **level of meaning-making** (how far the analysis moves beyond surface-faithful restatement toward interpretation and theory-mediated reframing), drawing on classic manifest/latent and emic/etic distinctions (Berelson, 1952; Krippendorff, 2018; Graneheim and Lundman, 2004; Pike, 1954). The second axis is a **level of modeling** (what explicit representational structure is produced: static maps, stage models, causal mechanisms, or dynamical feedback systems), drawing on system science and simulation traditions (Box, 1976; Zeigler et al., 2000; Law, 2015).

Importantly, two axes are analytically separable: the same interpretive claim can be expressed as a thematic map, a phase narrative, a causal diagram, or a feedback model. Their cross-product yields a **4×4 landscape** that makes QR products comparable across methodological “species” and clarifies why evaluation (and LLM-based automation) must be aligned to the kind of claim being made.

#### 3.1 Dimension 1: Level of Meaning-Making

We use *meaning-making* to describe **what an analysis adds beyond the literal statements**. At low levels, analytic outcomes stay trace-faithful. At higher levels, outcomes introduce stronger *semantic commitments*: they infer latent intent and causations, and may further re-interpret the case through an external theoretical lens. We distinguish 4 levels of meaning-making by whether the output commits to (i) **implicit inference** beyond what is explicitly stated, and (ii) **external conceptual resources** beyond the case’s own frame. We only briefly discuss our definition here and give a more rigorous articulation in App. D due to page limit.

**M1: Descriptive (manifest, surface-faithful).**

**M1** outputs restate, summarize, or extract *explicit* content with minimal abstraction and minimal inference. This aligns with “manifest” content analysis: what is directly observable in the record and checkable against the source (Berelson, 1952; Holsti, 1969; Krippendorff, 2018). In computational terms, **M1** corresponds to grounded summarization and information extraction when the output remains trace-faithful.

**M2: Categorical (themes, topics, patterned organization).** **M2** outputs introduce *organizational abstraction*: they group observations into recurring categories/themes/types (a reusable label system) while remaining primarily *frame-faithful*—they organize what appears in the corpus more than they assert deeper latent “why” claims (Braun and Clarke, 2006a; Miles et al., 2014; Saldaña, 2021). In computational terms, **M2** aligns with thematic summarization, taxonomy induction, and clustering/topic-organization when the result is an organization of surface content rather than an inference about implicit commitments.

**M3: Interpretive (implicit meaning entailed by the frame).** **M3** outputs articulate *implicit or latent meaning* that is not explicitly stated but is plausibly *entailed by the situation’s semantic frame*—

e.g., underlying goals, obligations, causal mechanisms, hidden patterns, pragmatic intent, or unstated constraints that make the episode coherent (Graneheim et al., 2017). This level is grounded in (i) **frame-based inference** (Fillmore, 1982; Baker et al., 1998), (ii) **pragmatics and implied commitments** (Grice, 1975; Searle, 1969; Stalnaker, 2002), and (iii) interpretivist accounts of sensemaking and thick description (Goffman, 1974; Weick, 1995;



Geertz, 1973). For NLP readers, **M3** is closest to entailment-style inference in spirit (Dagan et al., 2006; Bowman et al., 2015): the claim is *defeasible* but should be warranted by cues and shared background assumptions appropriate to the case.

**M4: Theoretical (external reframing; etic constructs).** **M4** outputs re-situate the material inside an *external theoretical or conceptual system* that is not licensed by the frame alone (etic vocabulary, theoretical coding, sensitizing concepts). The defining criterion is that the imported framework functions as an *analytic engine* shaping what counts as evidence and how claims are constructed (Hsieh and Shannon, 2005; Gioia et al., 2013; Saldaña, 2021). This includes theory-guided seeing and abductive/theory-mediated reinterpretation (Blumer, 1954; Tavory and Timmermans, 2014), as well as productive interpretation in hermeneutic traditions (Gadamer, 1989; Ricoeur, 1976). Because **M4** introduces stronger conceptual scope, it raises higher demands for warrant and explicit limits.

### 3.2 Dimension 2: Level of Modeling

Here, *modeling* refers to the **explicit representational structure** produced to describe a phenomenon: what the units are, what relations hold among them, and what kinds of reasoning the representation supports (models as representations, not necessarily predictive estimators) (Box, 1976; Zeigler et al., 2000; Law, 2015). We distinguish 4 levels by whether the model commits to (i) **time**, (ii) **causality/mechanism**, and (iii) **system dynamics** (loopy iterative state updates and feedback). An expanded discussion can be found in App. E.

**D1: Static taxonomy and relational configuration models.** **D1** models are **static**: they represent themes/constructs/topologies and relationships without committing to temporal evolution or causal production. Typical outputs include thematic maps/networks (Braun and Clarke, 2006a; Attride-Stirling, 2001), cross-sectional relational/network representations (Wasserman and Faust, 1994; Borgatti et al., 2009), and concept maps used to organize relations without time/causality semantics (Trochim, 1989; Novak and Cañas, 2008). Signature: “what relates to what” in a snapshot.

**D2: Stage/phase/timeline models (time without causality).** **D2** models make **time** first-class: the phenomenon is organized as stages, episodes, or a timeline, but edges primarily mean “next/then”

rather than “produces/changes” (Van de Ven and Poole, 1995; Langley, 1999; Pettigrew, 1990). Related sequence-analytic descriptions belong here when the primary commitment is ordering and segmentation rather than mechanism (Abbott, 1995, 2001). Signature: “what happens when.”

**D3: Causal dependency and mechanism models (directed influence).** **D3** models explicitly represent **directed influence**: nodes are constructs/states/actors and edges encode causal/mechanism-like dependencies (enable/constraint, produce/change, mediate) (Pearl, 2009; Spirtes et al., 2000). This includes qualitative causal maps and fuzzy cognitive maps when used as influence structures (Kosko, 1986). Signature: “why/how” as directed production, typically still read as a (possibly qualitative) dependency graph rather than an iterated dynamical system.

**D4: Dynamical systems / feedback / complex systems models (state + update + iteration).** **D4** models treat the phenomenon as an **evolving system** whose behavior depends on **iterative state change** (state at  $t$  shapes state at  $t+1$ ), often via feedback, delays, and nonlinear responses (Forrester, 1961; Sterman, 2000; Meadows, 2008). This includes qualitative system-dynamics reasoning (reinforcing/balancing loopy machinery), coupled state-transition accounts with endogenous evolution, and simulation models (agent-based, discrete-event) when used to explain emergent trajectories (Bonabeau, 2002; Macy and Willer, 2002; Epstein, 2006; Gilbert and Troitzsch, 2005). Signature: the core explanatory claim depends on iteration and feedback, not just a static pathway diagram.

### 3.3 The integrated 4×4 conceptual landscape

Figure 2 integrates our two axes—**meaning-making** (rows) and **modeling** (columns)—into a  $4 \times 4$  landscape that functions as a compact coordinate system for qualitative outputs. Each cell corresponds to a distinct *level of semantic commitment* and a distinct *level of representation*: moving right increases semantic commitment (from surface-faithful description to external-lens theorizing), while moving upward increases representational commitment (from static relational structure to time, causal dependence, and system dynamics). With this decomposition of qualitative research commitments, we can situate different qualitative research traditions (e.g., content analysis, thematic analysis, grounded theory, IPA) within

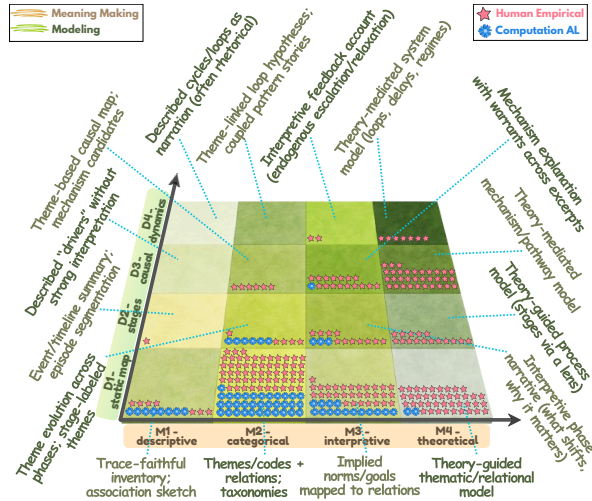


Figure 2: **QR Landscape:** Our  $4 \times 4$  landscape model and annotated paper distribution.

the landscape. We present detailed methodological mappings later in Appendix C due to page limit.

**Why the landscape matters for automation and evaluation.** The landscape prevents category errors (e.g., mistaking strong thematic coding for a mechanism explanation) and makes explicit that “good” is cell-dependent: **M1** is judged primarily by trace fidelity; **M2** by category coherence and coverage; **M3** by inference warrant and stability under alternative readings; **M4** by appropriateness and disciplined application of the external lens (Lincoln and Guba, 1985; Graneheim and Lundman, 2004). On the modeling axis, **D1** is judged by structural organization; **D2** by temporal fidelity and boundary clarity; **D3** by mechanism evidence and directional warrant; **D4** by whether feedback/iteration is genuinely supported (loops “close” with reciprocal evidence) (Stermann, 2000; Pearl, 2009).

### 3.4 Operationalizability Experiment

As a complementary validation of the clarity and operationalizability of our theoretical framework, we conducted an independent automatic annotation pass using GPT-5.2 on the *human empirical papers* used in grounding study (paper set and protocol in Sec. 4). The model was provided only with the definitions of our meaning-making and modeling levels and was asked to assign labels without access to human annotations. We then compared the model’s assignments against human judgments using exact-match agreement. The resulting alignment reached **85%** for meaning-making levels and **94%** for modeling levels ((App.H)). Importantly, this evaluation is not intended to assess the model’s

analytical capability, but rather to probe whether our classification criteria are sufficiently explicit, internally coherent, and decision-consistent to be applied by an independent agent. The high agreement suggests the rubric is sufficiently explicit to be applied consistently, supporting their suitability for scalable analysis and computational downstreams.

## 4 Empirical Grounding: An Annotation Study on Existing Qualitative Research

**Paper Collection Processes** To empirically ground the proposed landscape, we conduct a manual annotation study that places representative qualitative-research papers into the  $4 \times 4$  grid. The goal is not to exhaustively review the QR literature, but to test whether our two axes – levels of meaning-making and levels of modeling – are operational, discriminative, and faithful to real research practice. This empirical check prevents the landscape from becoming a purely conceptual taxonomy and provides an evidence-backed view of where existing work concentrates. We curated two complementary paper sets that reflect the two communities our framework connects – the **empirical QR papers** and **computational papers**:

**Empirical QR papers** refer to classical qualitative research in which human researchers manually code, conduct narrative synthesis, and build models from empirical records. We curated papers using a **PRISMA-style staged screening procedure** (identification, deduplication/screening, eligibility assessment, and inclusion). We compile 4,493 domain keywords across 51 domains and pair them with 10 QR methodology terms (e.g., grounded theory, thematic analysis, narrative analysis), yielding 44,930 query combinations of the form  $\langle \text{domain keyword} \rangle \text{ AND } \langle \text{QR method} \rangle$ . Using Google Scholar, we retrieve the first **3 pages** of results per query and obtained 664,244 records (identification stage). We then remove duplicates and retain only entries with downloadable full texts, resulting in 138,683 downloaded papers (screening stage). Next, we perform an eligibility triage using **Qwen3-32B** to retain papers that report empirical qualitative studies with no heavy reliance on AI automation (lightweight HCI tools such as NVivo were allowed); we excluded purely computational papers, theoretical papers, and literature reviews, yielding 32,321 eligible candidates. Finally, we draw a **simple random sample** of 231 papers from this pool for manual annotation

(inclusion stage). Additional details—including the full keyword list, exact prompts/filters, and exclusion breakdown—are provided in the Appendix.

**Computational papers** employ computational techniques to automate some major part of QR processes. In our analysis, we focus exclusively on the meaning-making and modeling responsibilities assumed by LLM-based components, abstracting away from human analytical steps outside the automated pipeline. Unlike empirical QR, few NLP or AI papers explicitly self-identify as automating qualitative research, which makes purely keyword-driven systematic retrieval insufficient. Accordingly, our curation process for computational papers adopts an **exploratory, human-in-the-loop literature expansion strategy based on snowball sampling** (Biernacki and Waldorf, 1981). We begin with a set of seed queries (e.g., LLM Thematic Analysis, Automatic Schema Induction, Automatic Taxonomy Construction, Event Causal Graph Construction) and iteratively expand the corpus through backward and forward citation tracing. Papers are manually assessed and retained only if they propose *novel automation pipelines* for inducing patterns or structures from unstructured data, rather than merely applying off-the-shelf tools. Following this process, we identify and retain 69 eligible computational papers for annotation. We acknowledge that our corpora is conditioned on query terms and visibility, and the distributions might not be perfectly unbiased population estimates.

**The Paper Annotation Process** We manually annotated all sampled papers according to the operational definitions of the meaning-making axis (M1–M4) and the modeling axis (D1–D4) introduced in Sec. 3. Three authors served as annotators. Each paper was independently annotated by at least two annotators on *both* axes, using a shared rubric that specifies level definitions, boundary tests, and decision rules (Appendix G). Annotators were instructed to judge the paper’s *dominant analytic output* and *dominant substantive model of the target phenomenon* (rather than incidental examples, background discussion, or the computational pipeline itself), and to ground their decisions in concrete representational features (e.g., what nodes/edges correspond to; whether structure is source→sink pathway-like vs. feedback-coupled; whether meaning claims remain surface-faithful vs.

introduce implicit commitments vs. import external theoretical constructs). Disagreements were resolved through discussion among the annotators, resulting in a single consensus label per paper for each axis. We report the final consensus annotations in Fig. 2, and release the full rubric, prompts, and boundary heuristics used for annotation in the Appendix G to support reproducibility.

**Observations** Three consistent patterns can be observed from Fig. 2, which together reveals the gap between LLM-based and traditional QR practices. **(O1) Computational work is modeling-shallow:** They concentrate heavily in D1–D2, with only sparse coverage of D3–D4. Many systems do progress along the *meaning-making* axis (from descriptive toward categorical and occasionally interpretive outputs), but this semantic enrichment rarely translates into stronger *representational commitments*. Even when outputs contain richer semantics, they are typically encoded as static artifacts (e.g., themes, relational maps) rather than mechanism-bearing models. **(O2) Human QR is meaning-deep but often representation-light.** Empirical QR papers are markedly right-shifted on *meaning-making*, with most studies occupying M3–M4. However, many of these papers still instantiate their claims in D1–D3 rather than D4. In other words, human QR frequently makes strong interpretive or theory-mediated commitments without necessarily formalizing them into explicit feedback- or state-update representations. **(O3) Meaning and modeling are coupled in high-end human QR:** In the empirical corpus, high-level modeling almost never appears with low-level meaning-making: the upper-left region (high modeling, low meaning) is essentially empty. When papers reach D3 (causations) or D4 (dynamics), they almost always also make M3–M4 commitments, suggesting that richer representational forms typically require (and are justified by) deeper interpretive grounding.

## 5 Agenda

The observed gaps from Fig. 2 motivates an agenda for both qualitative and NLP/LLM researchers. Agenda operationalization details are in App. I.

### 5.1 Implications for qualitative researchers

For qualitative researchers and domain experts, the landscape should be treated less as a “taxonomy” and more as a **specification language for analytic contracts**: it clarifies what kind of output



is being requested, what counts as acceptable warrant, and which risks are tolerable. We highlight the following directions: **(1) Specify QR analytic commitments** by explicitly specifying the intended **meaning-making** and **modeling** levels for each analytic step (e.g., **D1** theme condensation versus **D3** mechanism proposal), thereby clearly distinguishing descriptive organization from interpretive or theoretical claims and improving transparency, comparability, and accountability across studies and tools. **(2) Design governance rules to mitigate risks of LLM-assisted QR.** Empirical studies and practitioners report consistently emphasize the risks of LLM-assisted qualitative research, including overconfident fabrication, erosion of contextual grounding, and misalignment with qualitative values and human judgment (Schroeder et al., 2025; Barros et al., 2024; Parfenova et al., 2024; Übelacker, 2024; Jowsey et al., 2025). However, one plausible hypothesis is that these risks might not distribute uniformly across all kinds of qualitative work. Not all meaning-making and modeling operations are equally demanding or equally fragile. It is plausible that LLMs can perform lower-level tasks (e.g., **M1–M2**, **D1–D2**) with relatively high reliability, while error rates, epistemic drift, and value misalignment increase as semantic and representational commitments deepen. By explicitly delineating which regions of the landscape are appropriate for automation (often **M1–M2**, **D1–D2**) and which require sustained human adjudication and positionality-aware interpretation (often **M3–M4**, **D3–D4**), the question shifts from a binary “should we use LLMs” to a scoped governance decision about when and where automation might be appropriate. Our framework could conceptually scaffold systematic benchmarking to establish more rigorous governance rules for applying LLMs in QR. **(3) Create shareable gold artifacts that make qualitative standards testable**—including curated codebooks (*the collection of corpora-induced meaning units*), explicitly documented boundary and counterexamples, and trace-linked rationales that connect excerpts to analytic claims. Primary qualitative materials (e.g., interviews, transcripts) and their associated codebooks are often closed due to privacy, confidentiality, and ethical constraints, which limits direct reuse for evaluation. As a result, the lack of standardized benchmarks that pair raw corpora with aligned, authoritative codebooks forces computational works to rely on bespoke datasets and derived codebooks for evaluation (Pi

et al., 2025; Zhong et al., 2025; Qiao et al., 2025). Without human ground truth interpretation, the robustness of LLM self-evaluation for **meaning-making** is questionable. Moreover, QR outcomes are typically narrative and discursive, making them poorly suited for evaluating **model fitness or structural adequacy**. Converting core narrative claims into crisper representational forms—such as relational graphs, mechanism maps can enable systematic comparison across different QR pipelines.

## 5.2 Implications for NLP/LLM researchers

For NLP and LLM researchers building agentic systems for qualitative automation, the landscape suggests four concrete directions:

**(1) design code relation induction algorithms** that go beyond semantic aggregation of codes by making explicit the transition from *coding individual data points* to *modeling relationships among codes*. In QR terms, this corresponds to moving from open coding (meaning-making over individual instances) to axial coding, where analysts examine how codes relate through causal, temporal, logical, or interactive relations. Most existing computational work effectively stops at **D1** because they treat codes as independent labels or clusters and does not attempt to induce structured relationships among them. Advancing to **D2–D4** therefore requires methods that explicitly reason over inter-code relations rather than merely condensing or summarizing code semantics. **(2) enable adaptive level selection**, i.e., mechanisms that let the system decide which level of meaning-making and modeling is warranted by a given corpus, with calibrated abstention or fallback to lower-commitment outputs when evidence is insufficient or ambiguity is high; **(3) create evaluation methodologies for qualitative modeling** that operationalize “fitness-to-corpus” for **D2/D3/D4** structures (e.g., evidence coverage, contradiction rate, pattern matching and semantic consistency), since humans perform such assessment intuitively but systematic approximations remain unclear. Beyond alignment with expert-created ground truth models, automatic goodness-of-fit metrics for qualitative models will be a key missing ingredient for scalable automation and rapid research iterations.

## 6 Conclusion

We present a 4×4 landscape that disentangles **meaning-making** from **modeling** in qualitative research. An annotation study reveals a systematic



gap: current LLM-based systems enrich semantics without making stronger representational commitments. The framework clarifies where automation aligns with qualitative practice, where it fails, and what representational and evaluative advances are needed for reliable QR in the LLM era.

## 7 Limitations and Risks

Researchers should remain cautious about using LLMs to automate or accelerate qualitative research (QR). Because LLMs are trained on large-scale text corpora with uneven social coverage, they can reproduce and amplify social biases, stereotypes, and dominant interpretive frames. More fundamentally, LLMs do not possess lived experience, stable positionality, or access to participants' phenomenological and interactional context; consequently, they may produce fluent but ungrounded interpretations, especially when asked to infer motives, norms, or latent meanings beyond what is explicitly supported by the data.

These limitations are particularly salient for paradigms that treat meaning-making as inherently situated and reflexive (e.g., reflexive thematic analysis and interpretative phenomenological analysis): since an LLM lacks a reliable social identity and cannot engage in reflexive accountability in the human sense, it is not generally appropriate to treat it as a replacement for the human analyst (Jowsey et al., 2025). Persona prompting may change style or surface perspective, but it is not a substitute for identity formation rooted in long-term cultural participation, symbolic interaction, and tacit social learning. As a result, different groups' divergent interpretations of the same statement cannot be resolved by prompting alone, and the model may still default to normative or majority assumptions.

Beyond these conceptual limits, LLM-based pipelines introduce practical risks that affect rigor and trustworthiness:

1. **Over-interpretation and hallucination.** LLM outputs can appear coherent and theory-like while inventing rationales, mechanisms, or "implicit commitments" that are weakly warranted by the trace (a form of meaning-mimicking rather than meaning-making).
2. **Loss of traceability.** Without strict evidence-linking, multi-step summarization and synthesis can break the audit trail from excerpts

to claims, making it difficult to verify how a code, edge, or mechanism was induced.

3. **Reproducibility and drift.** Results can be sensitive to prompting, sampling, context windowing, and model/version changes, complicating replication and longitudinal comparability.
4. **Automation bias.** Fluent outputs can overweight model-generated interpretations in analysts' judgment, reducing critical scrutiny and potentially narrowing alternative readings.
5. **Data governance and confidentiality.** QR data often contain sensitive information; using external model services can introduce privacy, consent, and data-retention risks unless de-identification, secure deployment, and appropriate agreements are in place.

Importantly, these risks are not limited to socially rich data. Even in relatively mechanistic settings (e.g., operational logs), LLMs can make epistemic errors in pattern recognition and in mapping evidence to structure, producing plausible but incorrect models. Therefore, we view LLMs as most appropriate for rapid prototyping and iterative sensemaking, rather than as an end-to-end replacement for expert analysis. Best practice requires explicit uncertainty, routine error checking, and iterative alignment between the tool's outputs and the researcher's analytic intent.

Moreover, the empirical distributions reported in this paper are derived from a curated sample of qualitative and computational works rather than from an exhaustive or statistically representative census of the field. Our collection process relies on keyword-based retrieval from scholarly indices, visibility in major venues, and manual inclusion decisions, which may systematically underrepresent certain disciplines, methodological traditions, languages, or forms of qualitative practice (e.g., grey literature, monographs, or non-English venues). As a result, the observed skew toward lower-commitment meaning-making and modeling should be interpreted as descriptive of our sampled corpus, not as a population-level estimate of all qualitative research or all LLM-assisted QR efforts. Nevertheless, we argue that the concentration patterns observed are informative for diagnosing prevailing design tendencies in currently visible LLM-based tooling and for motivating the need for clearer representational commitments.

## 8 Ethical Considerations

This work addresses LLM-assisted qualitative data analysis, which is often applied to sensitive human, organizational, or institutional data. Ethical risks primarily arise in downstream use: fluent model outputs may be mistaken for warranted interpretation, leading to misattribution of motives, norms, or responsibility, especially in high-stakes contexts. Qualitative corpora frequently contain confidential information; responsible use requires appropriate consent, de-identification, and secure data handling. In addition, tools that scale qualitative modeling may be misused for surveillance or managerial control in asymmetric power settings. We emphasize that LLM outputs should remain evidence-linked analytic aids rather than automated judgments, with human accountability retained throughout.

We used LLM (GPT, Gemini) to improve the sentence and grammar for writing the abstract, introduction, analysis, and conclusion sections of the paper. All text are manually written and LLM only helps with word choice and grammar.

## References

- Andrew Abbott. 1995. [Sequence analysis: New methods for old ideas](#). *Annual Review of Sociology*, 21:93–113.
- Andrew Abbott. 2001. *Time Matters: On Theory and Method*. University of Chicago Press, Chicago, IL.
- Yaw Boakye Agyeman. 2014. The role of local knowledge in sustaining ecotourism livelihood as an adaptation to climate change.
- Devi Ferdina Anggraini and Mohammad Nizarul Alim. 2023. Crypto investment: Phenomenology study on investor behaviour. In *Proceeding International Conference on Economy, Management, and Business (Volume 1, 2023)*, volume 1, pages 307–317.
- Jennifer Attride-Stirling. 2001. [Thematic networks: An analytic tool for qualitative research](#). *Qualitative Research*, 1(3):385–405.
- Katie Attwell and Adam Hannah. 2022. Convergence on coercion: functional and political pressures as drivers of global childhood vaccine mandates. *International Journal of Health Policy and Management*, 11(11):2660.
- J. L. Austin. 1962. *How to Do Things with Words*. Clarendon Press, Oxford.
- Collin F. Baker, Charles J. Fillmore, and John B. Lowe. 1998. [The Berkeley FrameNet project](#). In *Proceedings of the 36th Annual Meeting of the Association for Computational Linguistics and 17th International Conference on Computational Linguistics (Volume 1)*, pages 86–90, Montreal, Quebec, Canada. Association for Computational Linguistics.
- Amanda Barany, Nidhi Nasiar, Chelsea Porter, Andres Felipe Zambrano, Juliana Ma. Alexandra L. Andres, Dara Bright, Mamta Shah, Xiner Liu, Sabrina Gao, Jiayi Zhang, Shruti Mehta, Jaeyoon Choi, Camille Giordano, and Ryan S. Baker. 2024. [Chatgpt for education research: Exploring the potential of large language models for qualitative codebook development](#). In *International Conference on Artificial Intelligence in Education*.
- Shraddha Barke, Michael B. James, and Nadia Polikarpova. 2022. [Grounded copilot: How programmers interact with code-generating models](#). *Proceedings of the ACM on Programming Languages*, 7:85 – 111.
- Cauã Ferreira Barros, Bruna Borges Azevedo, Valdemar Vicente Graciano Neto, Mohamad Kassab, Marcos Kalinowski, Hugo Alexandre D. do Nascimento, and Michelle C. G. S. P. Bandeira. 2024. [Large language model for qualitative research – a systematic mapping study](#). *Preprint*, arXiv:2411.14473.
- Cauã Ferreira Barros, Bruna Borges Azevedo, Valdemar Vicente Graciano Neto, Mohamad Kassab, Marcos Kalinowski, Hugo Alexandre D. Do Nascimento, and Michelle CGSP Bandeira. 2025a. Large language model for qualitative research: A systematic mapping study. In *2025 IEEE/ACM International Workshop on Methodological Issues with Empirical Studies in Software Engineering (WSESE)*, pages 48–55. IEEE.
- Cauã Ferreira Barros, Bruna Borges Azevedo, Valdemar Vicente Graciano Neto, Mohamad Kassab, Marcos Kalinowski, Hugo Alexandre D. do Nascimento, and Michelle C. G. S. P. Bandeira. 2025b. [Large language model for qualitative research – a systematic mapping study](#). *Preprint*, arXiv:2411.14473.
- Vivien A. Beattie, Stella Fearnley, and Richard Brandt. 2004. [A grounded theory model of auditor-client negotiations](#). *Social Science Research Network*.
- Giannis Bekoulis, Christina Papagiannopoulou, and N. Deligiannis. 2020. [A review on fact extraction and verification](#). *ACM Computing Surveys (CSUR)*, 55:1 – 35.
- Andrew Bennett and Jeffrey T. Checkel, editors. 2015. *Process Tracing: From Metaphor to Analytic Tool*. Cambridge University Press, Cambridge, UK.
- Bernard Berelson. 1952. *Content Analysis in Communication Research*. Free Press, Glencoe, IL.
- Bruce L. Berg. 2001. *QUALITATIVE RESEARCH METHODS FOR THE SOCIAL SCIENCES 4th*. Allyn and Bacon.
- Patrick Biernacki and Dan Waldorf. 1981. Snowball sampling: Problems and techniques of chain referral sampling. *Sociological Methods & Research*, 10(2):141–163.

- Mario Binder and John S. Edwards. 2010. [Using grounded theory for theory building in operations management research: a study on inter-firm relationship governance](#). *International Journal of Operations & Production Management*, 30:232–259.
- Herbert Blumer. 1954. What is wrong with social theory? *American Sociological Review*, 19(1):3–10.
- Eric Bonabeau. 2002. [Agent-based modeling: Methods and techniques for simulating human systems](#). *Proceedings of the National Academy of Sciences*, 99(suppl\_3):7280–7287.
- Stephen P. Borgatti, Ajay Mehra, Daniel J. Brass, and Giuseppe Labianca. 2009. [Network analysis in the social sciences](#). *Science*, 323(5916):892–895.
- Samuel R. Bowman, Gabor Angeli, Christopher Potts, and Christopher D. Manning. 2015. [A large annotated corpus for learning natural language inference](#). In *Proceedings of the 2015 Conference on Empirical Methods in Natural Language Processing*, pages 632–642.
- George E. P. Box. 1976. [Science and statistics](#). *Journal of the American Statistical Association*, 71(356):791–799.
- Constantin Bratianu. 2020. [Toward understanding the complexity of the covid-19 crisis: a grounded theory approach](#). *Management & Marketing. Challenges for the Knowledge Society*, 15:410 – 423.
- Virginia Braun and Victoria Clarke. 2006a. [Using thematic analysis in psychology](#). *Qualitative Research in Psychology*, 3(2):77–101.
- Virginia Braun and Victoria Clarke. 2006b. Using thematic analysis in psychology. *Qualitative research in psychology*, 3(2):77–101.
- Virginia Braun and Victoria Clarke. 2019. Reflecting on reflexive thematic analysis. *Qualitative research in sport, exercise and health*, 11(4):589–597.
- Virginia Braun and Victoria Clarke. 2021a. Can i use ta? should i use ta? should i not use ta? comparing reflexive thematic analysis and other pattern-based qualitative analytic approaches. *Counselling and psychotherapy research*, 21(1):37–47.
- Virginia Braun and Victoria Clarke. 2021b. One size fits all? what counts as quality practice in (reflexive) thematic analysis? *Qualitative research in psychology*, 18(3):328–352.
- Gillian Brown and George Yule. 1983. *Discourse analysis*. Cambridge university press.
- Grzegorz Bryda and António Pedro Costa. 2023. Qualitative research in digital era: innovations, methodologies and collaborations. *Social Sciences*, 12(10):570.
- Ana Carolina Carius and Alex Justen Teixeira. 2024. [Artificial intelligence and content analysis: the large language models \(llms\) and the automatized categorization](#). *AI & SOCIETY*, 40:2405 – 2416.
- Lauri Carlson. 2012. *Dialogue games: An approach to discourse analysis*, volume 17. Springer Science & Business Media.
- Mert Cemri, Melissa Z Pan, Shuyi Yang, Lakshya A Agrawal, Bhavya Chopra, Rishabh Tiwari, Kurt Keutzer, Aditya Parameswaran, Dan Klein, Kannan Ramchandran, Matei Zaharia, Joseph E Gonzalez, and Ion Stoica. 2025a. [Why do multi-agent LLM systems fail?](#) In *NeurIPS 2025 Datasets and Benchmarks Track*.
- Mert Cemri, Melissa Z. Pan, Shuyi Yang, Lakshya A. Agrawal, Bhavya Chopra, Rishabh Tiwari, Kurt Keutzer, Aditya Parameswaran, Dan Klein, Kannan Ramchandran, Matei Zaharia, Joseph E. Gonzalez, and Ion Stoica. 2025b. [Why do multi-agent llm systems fail?](#) *Preprint*, arXiv:2503.13657.
- Kathy Charmaz. 2014. *Constructing Grounded Theory*, 2 edition. SAGE, London.
- Kathy Charmaz and Robert Thornberg. 2021. The pursuit of quality in grounded theory. *Qualitative research in psychology*, 18(3):305–327.
- Nan-chen Chen, Rafal Kocielnik, Margaret Drouhard, Vanessa Peña-Araya, Jina Suh, Keting Cen, Xiangyi Zheng, Cecilia R Aragon, and V Peña-Araya. 2016. Challenges of applying machine learning to qualitative coding. In *ACM SIGCHI Workshop on Human-Centered Machine Learning*.
- Zhi-Qi Cheng, Yifei Dong, Aike Shi, Wei Liu, Yuzhi Hu, Jason O’Connor, Alexander G. Hauptmann, and Kate Whitefoot. 2024. [Shield: Llm-driven schema induction for predictive analytics in ev battery supply chain disruptions](#). In *Conference on Empirical Methods in Natural Language Processing*.
- Komal Chopra. 2019. [Indian shopper motivation to use artificial intelligence](#). *International Journal of Retail & Distribution Management*.
- Carol E. Cleland. 2011. [Prediction and explanation in historical natural science](#). *The British Journal for the Philosophy of Science*, 62:551 – 582.
- Donnie Steve Coleman. 2017. [Technological immersion learning: A grounded theory](#).
- Martin Cortazzi. 1994. Narrative analysis. *Language teaching*, 27(3):157–170.
- Ido Dagan, Oren Glickman, and Bernardo Magnini. 2006. The PASCAL recognising textual entailment challenge. In *Machine Learning Challenges. Evaluating Predictive Uncertainty, Visual Object Classification, and Recognising Textual Entailment*, pages 177–190. Springer.
- Shih-Chieh Dai, Aiping Xiong, and Lun-Wei Ku. 2023. [Llm-in-the-loop: Leveraging large language model for thematic analysis](#). In *Conference on Empirical Methods in Natural Language Processing*.



- Xinya Du, Zixuan Zhang, Sha Li, Ziqi Wang, Pengfei Yu, Hongwei Wang, T. Lai, Xudong Lin, Iris Liu, Ben Zhou, Haoyang Wen, Manling Li, Darryl Hannan, Jie Lei, Hyoungun Kim, Rotem Dror, Haoyu Wang, Michael Regan, Qi Zeng, and 15 others. 2022. [Resin-11: Schema-guided event prediction for 11 newsworthy scenarios](#). *Proceedings of the 2022 Conference of the North American Chapter of the Association for Computational Linguistics: Human Language Technologies: System Demonstrations*.
- Darren Edge, Ha Trinh, Newman Cheng, Joshua Bradley, Alex Chao, Apurva N. Mody, Steven Truitt, and Jonathan Larson. 2024. [From local to global: A graph rag approach to query-focused summarization](#). *ArXiv*, abs/2404.16130.
- Joshua M. Epstein. 2006. *Generative Social Science: Studies in Agent-Based Computational Modeling*. Princeton University Press, Princeton, NJ.
- Norman Fairclough. 2023. Critical discourse analysis. In *The Routledge handbook of discourse analysis*, pages 11–22. Routledge.
- Hanming Fang, Ming Li, and Guangli Lu. 2025. [Decoding china’s industrial policies](#). *SSRN Electronic Journal*.
- David Farley. 2021. *Modern Software Engineering: Doing what works to build better software faster*. Addison-Wesley Professional.
- Anis Fellahi. 2021. *Rural youth outmigration choices in light of government development policies in Algeria*. Ph.D. thesis, Universitäts-und Landesbibliothek Bonn.
- Cauã Ferreira Barros, Bruna Borges Azevedo, Valdemar Vicente Graciano Neto, Mohamad Kassab, Marcos Kalinowski, Hugo Alexandre D do Nascimento, and Michelle CGSP Bandeira. 2024. Large language model for qualitative research—a systematic mapping study. *arXiv e-prints*, pages arXiv–2411.
- Charles J. Fillmore. 1982. Frame semantics. In *Linguistics in the Morning Calm: Selected Papers from SICOL-1981*, pages 111–137. Hanshin Publishing Company, Seoul.
- David Fletcher and Mustafa Sarkar. 2012. [A grounded theory of psychological resilience in olympic champions](#). *Psychology of Sport and Exercise*, 13:669–678.
- Uwe Flick. 2013. *The sage handbook of qualitative data analysis*.
- Jay W. Forrester. 1961. *Industrial Dynamics*. MIT Press, Cambridge, MA.
- Hans-Georg Gadamer. 1989. *Truth and Method*, 2 edition. Continuum, New York, NY.
- Jie Gao, Kenny Tsu Wei Choo, Junming Cao, Roy Ka-Wei Lee, and Simon Perrault. 2023. Coaicoder: Examining the effectiveness of ai-assisted human-to-human collaboration in qualitative analysis. *ACM Transactions on Computer-Human Interaction*, 31(1):1–38.
- Jie Gao, Zoey Shu, and Shun Yi Yeo. 2025. [Efficiency with rigor! a trustworthy llm-powered workflow for qualitative data analysis](#).
- Simret Araya Gebreegziabher, Zheng Zhang, Xiaohang Tang, Yihao Meng, Elena L. Glassman, and Toby Jia-Jun Li. 2023. [Patat: Human-ai collaborative qualitative coding with explainable interactive rule synthesis](#). *Proceedings of the 2023 CHI Conference on Human Factors in Computing Systems*.
- James Paul Gee. 2025. *An introduction to discourse analysis: Theory and method*. routledge.
- Clifford Geertz. 1973. *The Interpretation of Cultures: Selected Essays*. Basic Books, New York, NY.
- Alexander L. George and Andrew Bennett. 2005. *Case Studies and Theory Development in the Social Sciences*. MIT Press, Cambridge, MA.
- Nigel Gilbert and Klaus G. Troitzsch. 2005. *Simulation for the Social Scientist*, 2 edition. Open University Press, Maidenhead, UK.
- Dennis A. Gioia, Kevin G. Corley, and Aimee L. Hamilton. 2013. [Seeking qualitative rigor in inductive research: Notes on the Gioia methodology](#). *Organizational Research Methods*, 16(1):15–31.
- Barney G. Glaser and Anselm L. Strauss. 1967. *The Discovery of Grounded Theory: Strategies for Qualitative Research*. Sociology Press, Mill Valley, CA.
- Erving Goffman. 1974. *Frame Analysis: An Essay on the Organization of Experience*. Harper & Row, New York, NY.
- Laurie J Goldsmith. 2021. Using framework analysis in applied qualitative research. *Qualitative report*, 26(6).
- Marie-Hélène Goulet, Clara Lessard-Deschênes, Pierre Pariseau-Legault, Richard Breton, and Anne G. Crocker. 2023. [Community treatment orders: A qualitative study of stakeholder perspectives](#). *International journal of law and psychiatry*, 89:101901.
- Ulla H. Graneheim, Britt-Marie Lindgren, and Berit Lundman. 2017. [Methodological challenges in qualitative content analysis: A discussion paper](#). *Nurse Education Today*, 56:29–34.
- Ulla H. Graneheim and Berit Lundman. 2004. [Qualitative content analysis in nursing research: Concepts, procedures and measures to achieve trustworthiness](#). *Nurse Education Today*, 24(2):105–112.
- H. Paul Grice. 1975. Logic and conversation. In Peter Cole and Jerry L. Morgan, editors, *Syntax and Semantics, Volume 3: Speech Acts*, pages 41–58. Academic Press, New York, NY.

- Martyn Hammersley. 2006. Ethnography: problems and prospects. *Ethnography and education*, 1(1):3–14.
- Peter Hedström and Richard Swedberg, editors. 1998. *Social Mechanisms: An Analytical Approach to Social Theory*. Cambridge University Press, Cambridge, UK.
- Ole R. Holsti. 1969. *Content Analysis for the Social Sciences and Humanities*. Addison-Wesley, Reading, MA.
- Sirui Hong, Mingchen Zhuge, Jiaqi Chen, Xiawu Zheng, Yuheng Cheng, Ceyao Zhang, Jinlin Wang, Zili Wang, Steven Ka Shing Yau, Zijuan Lin, Liyang Zhou, Chenyu Ran, Lingfeng Xiao, Chenglin Wu, and Jürgen Schmidhuber. 2023. [Metagpt: Meta programming for a multi-agent collaborative framework](#). Preprint, arXiv:2308.00352.
- Chenyu Hou, Gaoxia Zhu, Juan Zheng, Lishan Zhang, Xiaoshan Huang, Tianlong Zhong, Shan Li, Hanxiang Du, and Chin Lee Ker. 2024. [Prompt-based and fine-tuned gpt models for context-dependent and -independent deductive coding in social annotation](#). *Proceedings of the 14th Learning Analytics and Knowledge Conference*.
- Hsiu-Fang Hsieh and Sarah E. Shannon. 2005. [Three approaches to qualitative content analysis](#). *Qualitative Health Research*, 15(9):1277–1288.
- Ruanqianqian Huang, Avery Reyna, Sorin Lerner, Haijun Xia, and Brian Hempel. 2025. Professional software developers don’t vibe, they control: Ai agent use for coding in 2025. *arXiv preprint arXiv:2512.14012*.
- Maija Jäppinen, Heidi Muurinen, and Aino Kääriäinen. 2022. Theory-driven supervision as a method of strengthening the emerging professional identity of social work students. *Relational Social Work*, 6(1):3–18.
- Xiaomeng Jin, Manling Li, and Heng Ji. 2022. Event schema induction with double graph autoencoders. In *Proceedings of the 2022 Conference of NAACL*, pages 2013–2025, Seattle, United States. Association for Computational Linguistics.
- Tanisha Jowsey, Virginia Braun, Victoria Clarke, Deborah Lupton, and Michelle Fine. 2025. [We reject the use of generative artificial intelligence for reflexive qualitative research](#). *Qualitative Inquiry*, page 10778004251401851.
- Daye Kang, Zhuolun Han, Jiahe Tian, Muhan Zhang, and Jeffrey M Rzeszutarski. 2025. [Themeviz: Understanding the effect of human-ai collaboration in theme development with an llm-enhanced interactive visual system](#). 9(7).
- Fahri Karakas and Emine Sarigollu. 2019. Spirals of spirituality: A qualitative study exploring dynamic patterns of spirituality in turkish organizations. *Journal of business ethics*, 156(3):799–821.
- Katherine A. Keith, Abram Handler, Michael Pinkham, Cara Magliozzi, J. A. McDuffie, and Brendan T. O’Connor. 2017. [Identifying civilians killed by police with distantly supervised entity-event extraction](#). ArXiv, abs/1707.07086.
- Kelsey Kendellen and Martin Camiré. 2019. [Applying in life the skills learned in sport: A grounded theory](#). *Psychology of Sport and Exercise*, 40:23–32.
- Awais Hameed Khan, Hiruni Kegalle, Rhea D’Silva, Ned Watt, Daniel Whelan-Shamy, Lida Ghahremanlou, and Liam Magee. 2024. Automating thematic analysis: how llms analyse controversial topics. *arXiv preprint arXiv:2405.06919*.
- A. J. Kleinheksel, Nicole Rockich-Winston, Huda Tawfik, and Tasha R. Wyatt. 2020. [Demystifying content analysis](#). *American Journal of Pharmaceutical Education*, 84(1):7113.
- Bart Kosko. 1986. [Fuzzy cognitive maps](#). *International Journal of Man-Machine Studies*, 24(1):65–75.
- Klaus Krippendorff. 2018. *Content Analysis: An Introduction to Its Methodology*, 4 edition. SAGE Publications, Thousand Oaks, CA.
- Ket Kristelstein-Hänninen. 2022. The brain waste phenomenon in finland: factors preventing inclusion of highly educated women with immigrant background into finnish workforce.
- Michelle S. Lam, Janice Teoh, James A. Landay, Jeffrey Heer, and Michael S. Bernstein. 2024. [Concept induction: Analyzing unstructured text with high-level concepts using lloom](#). *Proceedings of the 2024 CHI Conference on Human Factors in Computing Systems*.
- Ann Langley. 1999. [Strategies for theorizing from process data](#). *Academy of Management Review*, 24(4):691–710.
- Averill M. Law. 2015. *Simulation Modeling and Analysis*, 5 edition. McGraw-Hill Education, New York, NY.
- J. Li, Aixin Sun, Jianglei Han, and Chenliang Li. 2018. [A survey on deep learning for named entity recognition](#). *IEEE Transactions on Knowledge and Data Engineering*, 34:50–70.
- Manling Li, Sha Li, Zhenhailong Wang, Lifu Huang, Kyunghyun Cho, Heng Ji, Jiawei Han, and Clare Voss. 2022a. [The future is not one-dimensional: Complex event schema induction by graph modeling for event prediction](#). Preprint, arXiv:2104.06344.
- Manling Li, Revanth Gangi Reddy, Ziqi Wang, Yi-Shyuan Chiang, T. Lai, Pengfei Yu, Zixuan Zhang, and Heng Ji. 2022b. [Covid-19 claim radar: A structured claim extraction and tracking system](#). In *Annual Meeting of the Association for Computational Linguistics*.

- Manling Li, Qi Zeng, Ying Lin, Kyunghyun Cho, Heng Ji, Jonathan May, Nathanael Chambers, and Clare R. Voss. 2020. [Connecting the dots: Event graph schema induction with path language modeling](#). In *Conference on Empirical Methods in Natural Language Processing*.
- Sha Li, Ruining Zhao, Rui Zhao, Manling Li, Heng Ji, Chris Callison-Burch, and Jiawei Han. 2023. [Open-domain hierarchical event schema induction by incremental prompting and verification](#). In *Annual Meeting of the Association for Computational Linguistics*.
- Yvonna S. Lincoln and Egon G. Guba. 1985. *Naturalistic Inquiry*. SAGE Publications, Newbury Park, CA.
- Martin Loosemore. 1999. [A grounded theory of construction crisis management](#). *Construction Management and Economics*, 17:9–19.
- Edward Lunney. 2025. *RESILIENCE AMIDST CHAOS: THE AUTOETHNOGRAPHIC JOURNEY OF A DOCTORAL PRACTITIONER NAVIGATING EXTREME UNCERTAINTY*. Ph.D. thesis, University of Liverpool.
- Michael W. Macy and Robert Willer. 2002. [From factors to actors: Computational sociology and agent-based modeling](#). *Annual Review of Sociology*, 28:143–166.
- Ila Manuj and Terrance L Pohlen. 2012. A reviewer’s guide to the grounded theory methodology in logistics and supply chain management research. *International Journal of Physical Distribution & Logistics Management*, 42(8/9):784–803.
- Mick McKeown, Alastair Roy, and Helen Spandler. 2015. [‘you’ll never walk alone’: Supportive social relations in a football and mental health project](#). *International journal of mental health nursing*, 24 4:360–9.
- Donella H. Meadows. 2008. *Thinking in Systems: A Primer*. Chelsea Green Publishing, White River Junction, VT.
- Matthew B. Miles, A. Michael Huberman, and Johnny Saldaña. 2014. *Qualitative Data Analysis: A Methods Sourcebook*, 3 edition. SAGE, Thousand Oaks, CA.
- Cristina Martinez Montes, Robert Feldt, Cristina Miguel Martos, Sofia Ouhbi, Shweta Premanandan, and Daniel Graziotin. 2025. [Large language models in thematic analysis: Prompt engineering, evaluation, and guidelines for qualitative software engineering research](#). *ArXiv*, abs/2510.18456.
- Zara Nasar, Syed Waqar Jaffry, and Muhammad Malik. 2021. [Named entity recognition and relation extraction: State of the art](#). *ACM Computing Surveys*, 54.
- Joseph D. Novak and Alberto J. Cañas. 2008. The theory underlying concept maps and how to construct and use them. Technical Report IHMC CmapTools 2006-01 Rev 01-2008, Florida Institute for Human and Machine Cognition.
- Lorelli S Nowell, Jill M Norris, Deborah E White, and Nancy J Moules. 2017. Thematic analysis: Striving to meet the trustworthiness criteria. *International journal of qualitative methods*, 16(1):1609406917733847.
- Matthew Nyaaba, Min SungEun, Mary Abiswin Apam, Kwame O. Acheampong, and Emmanuel Dwamena. 2025. [Optimizing generative ai’s accuracy and transparency in inductive thematic analysis: A human-ai comparison](#). *ArXiv*, abs/2503.16485.
- OpenAI. 2023. [GPT-4 technical report](#). *Preprint*, arXiv:2303.08774.
- Vishakh Padmakumar, Joseph Chee Chang, Kyle Lo, Doug Downey, and Aakanksha Naik. 2025. Intent-aware schema generation and refinement for literature review tables. *Findings of the Association for Computational Linguistics: EMNLP 2025*, pages 23450–23472.
- Melissa Z Pan, Negar Arabzadeh, Riccardo Cogo, Yuxuan Zhu, Alexander Xiong, Lakshya A Agrawal, Huanzhi Mao, Emma Shen, Sid Pallerla, Liana Patel, and 1 others. 2025. Measuring agents in production. *arXiv preprint arXiv:2512.04123*.
- Stefano De Paoli. 2024. Performing an inductive thematic analysis of semi-structured interviews with a large language model: An exploration and provocation on the limits of the approach. *Social Science Computer Review*, 42(4):997–1019.
- Angelina Parfenova, Alexander Denzler, and Jörgen Pfeffer. 2024. [Automating qualitative data analysis with large language models](#). In *Proceedings of the 62nd Annual Meeting of the Association for Computational Linguistics (Volume 4: Student Research Workshop)*, pages 83–91, Bangkok, Thailand. Association for Computational Linguistics.
- Angelina Parfenova, Andreas Marfurt, Jürgen Pfeffer, and Alexander Denzler. 2025. Text annotation via inductive coding: Comparing human experts to llms in qualitative data analysis. In *Findings of the Association for Computational Linguistics: NAACL 2025*, pages 6456–6469.
- Sally Parkinson, Virginia Eatough, Joshua Holmes, Emily Stapley, and Nick Midgley. 2016. Framework analysis: a worked example of a study exploring young people’s experiences of depression. *Qualitative research in psychology*, 13(2):109–129.
- Judea Pearl. 2009. *Causality: Models, Reasoning, and Inference*, 2 edition. Cambridge University Press, Cambridge, UK.



- Maria Grazia Pecoraro and Outi Uusitalo. 2014. Conflicting values of ethical consumption in diverse worlds—a cultural approach. *Journal of Consumer Culture*, 14(1):45–65.
- Andrew M. Pettigrew. 1990. Longitudinal field research on change: Theory and practice. *Organization Science*, 1(3):267–292.
- Xinyu Pi, Qisen Yang, and Chuong Nguyen. 2025. Logos: LLM-driven end-to-end grounded theory development and schema induction for qualitative research. Preprint, arXiv:2509.24294.
- Kenneth L. Pike. 1954. *Language in Relation to a Unified Theory of the Structure of Human Behavior*. Summer Institute of Linguistics, Glendale, CA.
- Chen Qian, Wei Liu, Hongzhang Liu, Nuo Chen, Yufan Dang, Jiahao Li, Cheng Yang, Weize Chen, Yusheng Su, Xin Cong, Juyuan Xu, Dahai Li, Zhiyuan Liu, and Maosong Sun. 2024. ChatDev: Communicative agents for software development. In *Proceedings of the 62nd Annual Meeting of the Association for Computational Linguistics (Volume 1: Long Papers)*, pages 15174–15186, Bangkok, Thailand. Association for Computational Linguistics.
- Tingrui Qiao, Caroline Walker, Chris Cunningham, and Yun Sing Koh. 2025. Thematic-llm: A llm-based multi-agent system for large-scale thematic analysis. *Proceedings of the ACM on Web Conference 2025*.
- Charles C. Ragin. 1987. *The Comparative Method: Moving Beyond Qualitative and Quantitative Strategies*. University of California Press, Berkeley, CA.
- Varun Nagaraj Rao, Eesha Agarwal, Samantha Dalal, Dan Calacci, and Andr es Monroy-Hern andez. 2024. Quallm: An llm-based framework to extract quantitative insights from online forums. *ArXiv*, abs/2405.05345.
- Gwen R. Rempel, Vinitha Paul Ravindran, Laura G. Rogers, and Joyce Magill-Evans. 2013. Parenting under pressure: a grounded theory of parenting young children with life-threatening congenital heart disease. *Journal of advanced nursing*, 69 3:619–30.
- Paul Ricoeur. 1976. *Interpretation Theory: Discourse and the Surplus of Meaning*. Texas Christian University Press, Fort Worth, TX.
- Tim Rietz and Alexander Maedche. 2021. Cody: An ai-based system to semi-automate coding for qualitative research. *Proceedings of the 2021 CHI Conference on Human Factors in Computing Systems*.
- Jane Ritchie, Rachel Ormston, Carol McNaughton Nicholls, and Jane Lewis. 2013. Qualitative research practice: A guide for social science students and researchers.
- Azade Safa, Mohsen Adib-Hajbaghery, and Mahboubeh Rezaei. 2024. A model for older adults’ coping with the death of their child: a grounded theory study. *BMC Psychiatry*, 24.
- Johnny Salda a. 2021. *The Coding Manual for Qualitative Researchers*. SAGE, Thousand Oaks, CA.
- Hope Schroeder, Marianne Aubin Le Qu  r  , Casey Ranzazzo, David Mimno, and Sarita Schoenebeck. 2025. Large language models in qualitative research: Uses, tensions, and intentions. In *Proceedings of the CHI Conference on Human Factors in Computing Systems (CHI 2025)*.
- John R. Searle. 1969. *Speech Acts: An Essay in the Philosophy of Language*. Cambridge University Press, Cambridge.
- Yana I Serkina and Anastasia V Logvinova. 2019. Administrative management of universities: Background and consequences. *Amazonia Investiga*, 8(22):673–683.
- Ansh Sharma and James R Wallace. 2025. Details: Deep thematic analysis with iterative llm support. In *Proceedings of the 7th ACM Conference on Conversational User Interfaces*, pages 1–7.
- Amanpreet Singh, Joseph Chee Chang, Chloe Anastasiades, Dany Haddad, Aakanksha Naik, Amber Tanaka, Angele Zamarron, Cecile Nguyen, Jena D. Hwang, Jason Dunkleberger, Matt Latzke, Smita Rao, Jaron Lochner, Rob Evans, Rodney Kinney, Daniel S. Weld, Doug Downey, and Sergey Feldman. 2025. Ai2 scholar qa: Organized literature synthesis with attribution. *ArXiv*, abs/2504.10861.
- Elena Skryabina, Joanna Morris, Danielle Byrne, Nicola Harkin, Sarah Rook, and Paul Stallard. 2016. Child, teacher and parent perceptions of the friends classroom-based universal anxiety prevention programme: A qualitative study. *School Mental Health*, 8(4):486–498.
- Jonathan A. Smith, Paul Flowers, and Michael Larkin. 2009. *Interpretative Phenomenological Analysis: Theory, Method and Research*. SAGE, Thousand Oaks, CA.
- Peter Spirtes, Clark Glymour, and Richard Scheines. 2000. *Causation, Prediction, and Search*, 2 edition. MIT Press, Cambridge, MA.
- Robert Stalnaker. 2002. Common ground. *Linguistics and Philosophy*, 25(5):701–721.
- John D. Sterman. 2000. *Business Dynamics: Systems Thinking and Modeling for a Complex World*. Irwin/McGraw-Hill, Boston.
- Yingying Sun, Lei-Yu Wu, and Shi Yin. 2020. Green innovation risk identification of the manufacturing industry under global value chain based on grounded theory. *Sustainability*.
- Zoe Szajnfarder and Erica Gralla. 2017. Qualitative methods for engineering systems: Why we need them and how to use them. *Systems Engineering*, 20(6):497–511.

- Iddo Tavory and Stefan Timmermans. 2014. *Abductive Analysis: Theorizing Qualitative Research*. University of Chicago Press, Chicago, IL.
- Qingfeng Tian, Shuo Zhang, Hui-Yun Yu, and Guangming Cao. 2019. [Exploring the factors influencing business model innovation using grounded theory: The case of a chinese high-end equipment manufacturer](#). *Sustainability*.
- Galen Tinder. 2022. The rewards of oral narration. *The International Journal of Reminiscence and Life Review*, 9(1):25–33.
- Christoph Treude. 2024. Qualitative data analysis in software engineering: Techniques and teaching insights. In *Handbook on Teaching Empirical Software Engineering*, pages 155–176. Springer.
- William M. K. Trochim. 1989. [An introduction to concept mapping for planning and evaluation](#). *Evaluation and Program Planning*, 12(1):1–16.
- Thomas Übellacker. 2024. [Academiaos: Automating grounded theory development in qualitative research with large language models](#). *Preprint*, arXiv:2403.08844.
- Andrew H. Van de Ven and Marshall Scott Poole. 1995. [Explaining development and change in organizations](#). *Academy of Management Review*, 20(3):510–540.
- Maggie Wang, Ella Colby, Jennifer Okwara, Varun Nagaraj Rao, Yuhang Liu, and Andrés Monroy-Hernández. 2025. [Policypulse: Llm-synthesis tool for policy researchers](#). *Proceedings of the Extended Abstracts of the CHI Conference on Human Factors in Computing Systems*.
- Stanley Wasserman and Katherine Faust. 1994. *Social Network Analysis: Methods and Applications*. Cambridge University Press, Cambridge, UK.
- Karl E. Weick. 1995. *Sensemaking in Organizations*. SAGE Publications, Thousand Oaks, CA.
- Haoyang Wen, Ying Lin, T. Lai, Xiaoman Pan, Sha Li, Xudong Lin, Ben Zhou, Manling Li, Haoyu Wang, Hongming Zhang, Xiaodong Yu, Alexander Dong, Zhenhailong Wang, Yi Ren Fung, Piyush Mishra, Qing Lyu, Dídac Surís, Brian Chen, Susan Windisch Brown, and 7 others. 2021. [Resin: A dockerized schema-guided cross-document cross-lingual cross-media information extraction and event tracking system](#). In *North American Chapter of the Association for Computational Linguistics*.
- Joel P Wiebe, Rubaina Khan, Samantha Burns, and James D Slotta. 2025. Qualitative research in the age of llms: A human-in-the-loop approach to hybrid thematic analysis. In *Proceedings of the 19th International Conference of the Learning Sciences-ICLS 2025*, pp. 1123–1131. International Society of the Learning Sciences.
- Qingyun Wu, Gagan Bansal, Jieyu Zhang, Yiran Wu, Beibin Li, Erkang Zhu, Li Zhang, Ruoyu Zhang, Xiaoyun Wang, and 1 others. 2023. [Autogen: Enabling next-gen LLM applications via multi-agent conversation](#). *Preprint*, arXiv:2308.08155.
- Huimin Xu, Seungjun Yi, Terence Lim, Jiawei Xu, Andrew Well, Carlos Mery, Aidong Zhang, Yuji Zhang, Heng Ji, Keshav Pingali, and 1 others. 2025. Tama: A human-ai collaborative thematic analysis framework using multi-agent llms for clinical interviews. *arXiv preprint arXiv:2503.20666*.
- Seungjun Yi, Joakim Nguyen, Hui-Rong Xu, Terence Lim, Joseph Skrovan, Mehak Beri, Hitakshi Modi, Andrew Well, Liu Leqi, Mia K. Markey, and Ying Ding. 2025. [Sft-ta: Supervised fine-tuned agents in multi-agent llms for automated inductive thematic analysis](#). *ArXiv*, abs/2509.17167.
- Seungjun Yi, Joakim Nguyen, Huimin Xu, Terence Lim, Andrew Well, Mia Markey, and Ying Ding. 2025. Auto-ta: Towards scalable automated thematic analysis (ta) via multi-agent large language models with reinforcement learning. In *ACL 2025 Student Research Workshop*.
- Bernard P. Zeigler, Herbert Praehofer, and Tag Gon Kim. 2000. *Theory of Modeling and Simulation: Integrating Discrete Event and Continuous Complex Dynamic Systems*, 2 edition. Academic Press, San Diego, CA.
- Lingfeng Zhong, Jia Wu, Qian Li, Hao Peng, and Xindong Wu. 2023. [A comprehensive survey on automatic knowledge graph construction](#). *ACM Computing Surveys*, 56:1 – 62.
- Mian Zhong, Pristina Wang, and Anjalie Field. 2025. [Hicode: Hierarchical inductive coding with llms](#). *ArXiv*, abs/2509.17946.
- Deyu Zhou, Tianmeng Gao, and Yulan He. 2016. [Jointly event extraction and visualization on twitter via probabilistic modelling](#). In *Annual Meeting of the Association for Computational Linguistics*.

## A Related work

**Computational Qualitative Data Analysis Development** Augmenting and automating qualitative data analysis has been investigated for a long time (Chen et al., 2016; Bryda and Costa, 2023). Existing works move from keyword matching to fully automation trial. CoAICoder (Gao et al., 2023) leverages AI to enhance human-to-human collaboration in qualitative data analysis. Cody (Rietz and Maedche, 2021) and PaTAT (Gebreegziabher et al., 2023) serve as a code recommender by learning from patterns in human-generated codes. These efforts first show chances in AI-assisted qualitative analysis. After that, researchers focus more

on semantic ability and quality of computational methods.

Recently, Large Language Models have been used to facilitate qualitative research (Hou et al., 2024; Barros et al., 2025a). ThemeViz (Kang et al., 2025) and (?) demonstrate that LLM can scaffold human efforts. At this stage, people primarily treat the LLM as a conversational partner. Building on this, several works aim to establish efficient human-AI collaborative frameworks for qualitative analysis (Rao et al., 2024; Sharma and Wallace, 2025; Wiebe et al., 2025; Xu et al., 2025). Similarly, MindCoder () introduces a framework designed to produce transparent analytical traces. From another branch, researchers also explored fully automated qualitative analysis workflow, performing initial trials on LLM-based automatic thematic analysis (Braun and Clarke, 2006b; Paoli, 2024; Khan et al., 2024). LLOOM (Lam et al., 2024), Thematic-LM (Qiao et al., 2025), HICode (Zhong et al., 2025) and Auto-TA (Yi et al.) provide fully-automated pipelines that convert an unannotated corpus to a comprehensive codebook. Consistent with the thematic-analysis paradigm, their goal is to summarize themes across the corpus, not to construct an explicit hierarchy of concepts or rigidly model logical relationships among codes (Braun and Clarke, 2021a). For methods with higher level modeling, they require explicitly hierarchical, relational, and iterative (e.g., grounded theory). LOGOS (Pi et al., 2025) tried to fully automated grounded-theory development, mirroring standard grounded-theory practice and support deeper and finer-grained interpretive analyses in qualitative research.

**Domain Specific Computational Qualitative Data Analysis** Considerable attention has been devoted to qualitative analysis in recent years in computer science community (Li et al., 2020, 2023, 2022a; Jin et al., 2022; Wen et al., 2021; Du et al., 2022). A major line of work in the AI community represents events as standard knowledge graphs, where actions and named entities are modeled as nodes with predefined edge structures, and graph neural networks are used to perform reasoning over them. Adopting a comparable formalism, (Cheng et al., 2024) specifically addresses the domain of the electric vehicle battery supply chain. Software Engineering is also another area where qualitative analysis has been used (Treude, 2024; Montes et al., 2025). Moreover, the AI community also sees the potential of qualitative research in the trending area,

like multi-agent systems (Cemri et al., 2025a; Pan et al., 2025), and vibe-coding (Huang et al., 2025). In the context of broader qualitative data analysis application, scholars across diverse disciplines are increasingly incorporating LLMs into their analytic pipelines. For example, policy analysts have utilized LLMs to distill themes from extensive text archives (Fang et al., 2025; Wang et al., 2025). Literature reviews, a cornerstone of qualitative inquiry, offer another fertile ground for LLM-driven analysis, specifically for detecting and structuring themes across large bodies of publication (Übelacker, 2024; Singh et al., 2025; Padmakumar et al., 2025).

### Evaluating Qualitative Data Analysis Results

Existing frameworks for evaluating qualitative analysis emphasize a multi-dimensional approach designed to ensure both methodological rigor and theoretical depth (Nowell et al., 2017; Manuj and Pohlen, 2012; Charmaz and Thornberg, 2021; Ritchie et al., 2013; Gee, 2025; Smith et al., 2009). As synthesized in the literature, valid qualitative assessment relies on six primary pillars. (1) The analysis must demonstrate fidelity and empirical grounding, ensuring that the resulting theory is "true" to the data, captures the participants' voices, and possesses sufficient explanatory power. (2) The reasoning must be logical and sound, characterized by confirmability, analytic rigor, and interpretations that are strongly supported by evidence. (3) Consistency and stability are paramount; this requires dependability and traceability (an audit trail) to establish the transparency and reliability of the research process. (4) The reusability of the findings is evaluated through their transferability, allowing readers to judge applicability to other contexts via thick description. (5) The framework mandates sufficient reflexivity, requiring researchers to acknowledge their assumptions and maintain theoretical openness to modification. (6) The evaluation prioritizes the originality and contribution of the results, seeking novel conceptualizations that extend beyond local descriptions to offer generalizable theoretical understanding.

From the computational perspective, researchers also adopt different ways to evaluate qualitative analysis results. Traditional assessment typically depends on event/theme prediction tasks (e.g., edge type classification). People use traditional statistical scores, like F1, Recall, Precision, to measure how well the trained model can predict the even-



t/theme (Li et al., 2020; Zhong et al., 2025). When it comes to semantic level, some classic NLP measurements are used. BLUE, ROUGE, BERTScore are used to compare the overlap or similarity between ground truth Model generated results (Parfenova et al., 2025; Yi et al., 2025; ?; Qiao et al., 2025). However, given the rareness of human ground truth, research also explore more flexible way to judge the results, either using human judgement (Montes et al., 2025) or LLM-as-a-judge (Pi et al., 2025). But these evaluation methods are still in an early stage.

## B How We Developed Our Theoretical Framework

### B.1 Overview and Design Stance

We developed the 4×4 landscape through an iterative theory-building process aimed at producing a framework that is (i) *conceptually clean* (non-overlapping commitments), (ii) *operational* (annotators can reliably apply it), and (iii) *interdisciplinarily grounded* (linked to established distinctions across qualitative methodology and modeling traditions). The process is best described as *grounded-theory-like*, but extended by the need to reconcile and anchor concepts across multiple foundational literatures (linguistics, pragmatics, interpretive social science, philosophy of science, systems science, and engineering design).

### B.2 Iterative Development Cycle

Across approximately five months, we conducted roughly ten rounds of iteration following a repeated cycle:

1. **Incremental paper collection and landscape exposure.** We expanded a seed set of representative works spanning (a) qualitative research methods and exemplars and (b) NLP/LLM-based qualitative automation and related modeling traditions. This expansion was iterative: newly encountered formalisms and analytic “moves” frequently revealed missing distinctions and edge cases, prompting further targeted collection.
2. **Pattern recognition and empirical grounding.** We repeatedly asked: *what kinds of meaning-making commitments the researchers attempt, and what kind of model form does the paper treat as its primary explanation?* We recorded recurring output com-

mitments and representational primitives (e.g., surface-faithful restatement vs. categorical organization vs. within-frame inference vs. external theoretical reframing; and, for modeling, stage narratives vs. directed pathways vs. coupled-feedback systems).

3. **Pattern condensation into discriminative axes.** We progressively condensed observations into two orthogonal axes—**meaning-making level** and **modeling level**—with explicit boundary tests intended to reduce overlap and ambiguity. A key design goal was to classify *what the analysis commits to*, rather than *what the method is called*.
4. **Framework proposal, boundary testing, and revision.** We iteratively proposed definitions, then stress-tested them against challenging cases where boundaries are known to fail (e.g., L2 vs. L3 “themes vs. implied commitments”; L3 vs. L4 “within-frame inference vs. etic theoretical import”; modeling L3 vs. L4 “pathway-like directed dependence vs. mutually coupled feedback systems”). When definitions failed, we revised: (i) operational heuristics, (ii) decision rules, and (iii) failure-mode clarifications.
5. **Application-driven validation (“fitness” checks).** We repeatedly applied the evolving framework to diverse papers to check **coverage** (can it classify what exists?), **stability** (do similar papers land similarly?), and **operationality** (can others follow rules and reach comparable judgments?). These fitness checks served the same function as constant comparison in grounded theory: disagreements and hard cases were treated as signals that the framework required refinement rather than as annotator error.

### B.3 Interdisciplinary Theoretical Anchoring

Unlike single-paradigm framework construction, our development required explicit anchoring across disciplines to avoid purely rhetorical distinctions. For meaning-making levels, we aligned boundaries with established separations such as manifest/latent content, emic/etic distinctions, frame-based inference, and pragmatics (implicature, presupposition, and speech acts), as well as interpretivist sensemaking and thick description. For modeling levels, we grounded distinctions in the repre-

sentational commitments of stage narratives, directed pathway models (e.g., DAG-like causal accounts, workflows/FSMs), and complex-systems interdependency models (feedback-centered coupling). This anchoring served two purposes: (i) to justify why each level is qualitatively distinct rather than “just deeper,” and (ii) to supply decision rules that are communicable to both QR and NLP audiences.

#### B.4 Social Proof and Community Feedback

To ensure the framework is not only internally coherent but also intuitively usable by its intended communities, we repeatedly sought external feedback during development. We presented intermediate versions in a research seminar attended by 10+ graduate-level researchers (including cognitive science PhDs) and conducted informal expert consultations with more than 5 faculties and domain experts spanning philosophy, linguistics, and sociology. Across these interactions, feedback consistently emphasized that the framework is handy and intuitive as a shared vocabulary for describing (a) what an analysis output *commits to* and (b) what kind of model form it *privileges*. We used this feedback as a practical check on communicability: when experts found a boundary confusing or a criterion too implicit, we revised definitions and boundary tests accordingly.

### C Mapping Qualitative Research Methods into the Landscape

The qualitative research community has developed a relatively comprehensive taxonomy of methods, addressing questions such as analytical targets, appropriate conditions of use, and conventions for data collection, processing and analyzing. Here, we map established qualitative research methods onto our analytical landscape. Table 2 show a conceptual coordinate metric for each (**Meaning making, Modeling**) pair. Fig. 3 generally shows how existing QR methods fit in our landscape. We emphasize that the placements below are **high-level and illustrative rather than exhaustive**. Method labels do not uniquely determine a single cell in the landscape; however, many research traditions exhibit typical or canonical regions of emphasis, arranged here generally from lower to higher degrees of interpretive and structural complexity:

- **Qualitative content analysis / descriptive reporting** typically emphasizes **M1–M2** with

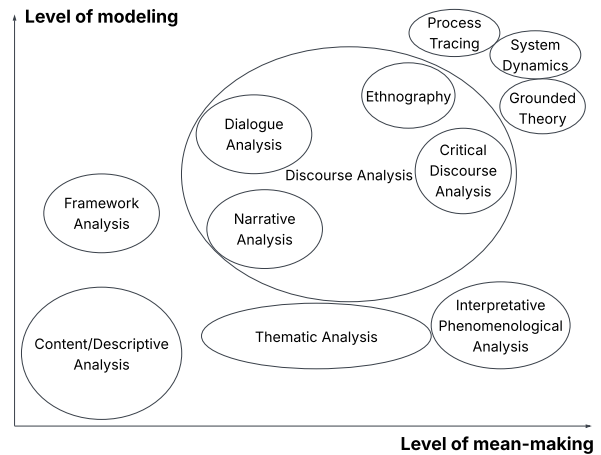


Figure 3: Mapping QR methods to our landscape

**D1**, prioritizing faithful summaries, coding schemes, and relatively static thematic organization (Berelson, 1952; Hsieh and Shannon, 2005; Krippendorff, 2018).

- **Framework analysis** occupies a distinct position emphasizing **D2** with **M1–M2**, offering a structured, matrix-based approach to data management that facilitates systematic comparison across cases while maintaining a descriptive focus (Parkinson et al., 2016; Goldsmith, 2021).
- **Thematic analysis** commonly targets **M2** with **D1**, focusing on the identification and organization of themes; some variants extend toward **D2** when themes are explicitly sequenced or staged over time (Braun and Clarke, 2006a; Attride-Stirling, 2001). Highly reflexive thematic analysis can also go beyond to **M3** (Braun and Clarke, 2019, 2021b).
- **Interpretative phenomenological analysis (IPA)** typically aims at **M3**, and sometimes **M4** when explicit theoretical or philosophical lenses are central. Representationally, IPA often relies on **D1** or **D2** structures to prioritize the depth of lived experience (Smith et al., 2009).
- **Discourse analysis and related traditions** (including **Narrative, Dialogue, Ethnography, and Critical Discourse Analysis**) form a central cluster in our landscape, frequently emphasizing **D2–D4** with **M2–M4**. These methods foreground the structures of communication, temporal bracketing, and cultural context (Brown and Yule, 1983; Langley, 1999).

	<b>Model L1</b> (static map)	<b>Model L2</b> (stages/timeline)	<b>Model L3</b> (causal pathways)	<b>Model L4</b> (feedback dynamics)
<b>Meaning L1</b> (descriptive)	Trace-faithful inventory; association sketch	Event/timeline summary; episode segmentation	Described “drivers” without strong interpretation	Described cycles/loops as narration (often rhetorical)
<b>Meaning L2</b> (categorical)	Themes/codes + relations; taxonomies	Theme evolution across phases; stage-labeled themes	Theme-based causal map; mechanism candidates	Theme-linked loop hypotheses; coupled pattern stories
<b>Meaning L3</b> (interpretive)	Implied norms/goals mapped to relations	Interpretive phase narrative (what shifts, why it matters)	Mechanism explanation with warrants across excerpts	Interpretive feedback account (endogenous escalation/relaxation)
<b>Meaning L4</b> (theoretical)	Theory-guided thematic/relational model	Theory-guided process model (stages via a lens)	Theory-mediated mechanism/pathway model	Theory-mediated system model (loops, delays, regimes)

Table 2: The 4×4 landscape as a conceptual coordinate system. Rows specify the semantic commitments made from traces; columns specify the representational commitments made about the phenomenon. Each cell implies different validity demands and evaluation targets.

Within this cluster:

- **Narrative analysis** and **Dialogue Analysis** foregrounds episodes and plots (Cor-tazzi, 1994; Carlson, 2012).
- **Critical Discourse Analysis (CDA)** and **Ethnography** often push toward higher mean-making (M3) by integrating broader social power dynamics and cultural systems (Fairclough, 2023; Ham-mersley, 2006).
- **Process tracing and mechanism-centered explanation** align with D3 and M3–M4, focusing on warranted within-case causal and mechanistic claims, often mediated by explicit theoretical expectations (Bennett and Checkel, 2015; Hedström and Swedberg, 1998).
- **Grounded theory and case-based theorizing** generally push toward M3–M4 and often toward D3, emphasizing emergent mechanisms or explanatory logics, although the specific representational forms vary widely across traditions (Glaser and Strauss, 1967; Charmaz, 2014; George and Bennett, 2005).
- **System dynamics and simulation-based explanation** align most directly with D4, typically paired with M3–M4, as feedback-based and holistic explanations generally require substantial interpretive and theoretical commitments to model complex interdependencies (Forrester, 1961; Sterman, 2000; Meadows, 2008).

## D Expanded Level of Meaning-Making

Qualitative research is often described as “interpretive,” yet in practice different papers (and different LLM-based pipelines) construct meaning at markedly different depths and scopes. Some outputs remain close to what is explicitly said, some organize recurring topics, some infer implicit commitments and social/pragmatic implications, and some re-situate the same material inside external theoretical systems. Classic methods papers recognize related distinctions—for example, manifest versus latent content in content analysis (Berelson, 1952; Holsti, 1969; Krippendorff, 2018; Graneheim and Lundman, 2004; Hsieh and Shannon, 2005), or informant-centric versus researcher-centric “orders” of coding (Gioia et al., 2013; Saldaña, 2021). However, there is limited consensus on a single, domain-general way to characterize *what kind of meaning* an analysis produces, in a manner that is both (i) conceptually clean (non-overlapping levels) and (ii) operational (annotators can reliably distinguish levels).

We propose a four-level theory of meaning-making. Each level is defined by the *semantic commitments* introduced by the output, not by the qualitative method named in the paper. Concretely, we distinguish levels along two coupled dimensions: **semantic depth** (how much implicit meaning is made explicit) and **conceptual scope** (whether meaning is constructed within the case’s own semantic frame, or by importing external conceptual resources). This yields four levels—Descriptive (L1), Categorical (L2), Interpretive (L3), and Theoretical (L4)—which we use as one axis of our 4×4 landscape.



### D.1 Level 1: Descriptive meaning-making (manifest, surface-faithful)

L1 outputs restate, summarize, or extract *explicit* content with minimal abstraction and minimal inference. This corresponds to “manifest” content in classic content analysis: what is directly observable in the text or record, in a way that can be checked against the source (Berelson, 1952; Holsti, 1969; Krippendorff, 2018). In qualitative content analysis terminology, L1 stays close to the surface form (e.g., who said what, what happened, what was mentioned), without interpreting intentions, unstated causes, or normative implications (Graneheim and Lundman, 2004; Kleinheksel et al., 2020).

For NLP/LLM readers, L1 aligns with extractive/abstractive summarization and information extraction when the output remains strictly grounded in the provided text (e.g., generating a faithful synopsis, listing mentioned entities, enumerating reported events).

### D.2 Level 2: Categorical meaning-making (themes, topics, and patterning)

L2 introduces *organizational abstraction*: it groups surface observations into recurring categories, themes, domains, or types. This is the core analytic product of many thematic and coding-oriented workflows (e.g., themes as patterned responses within a dataset) (Braun and Clarke, 2006a; Saldaña, 2021; Miles et al., 2014). Importantly, L2 abstraction is primarily *frame-faithful*: categories summarize what appears in the corpus rather than asserting a deeper latent “why” that must be true.

In content analysis terms, L2 often corresponds to building a coding scheme that clusters manifest observations into higher-level labels (Krippendorff, 2018; Hsieh and Shannon, 2005). For NLP/LLM readers, L2 aligns with clustering, topic modeling, weakly-supervised labeling, taxonomy induction, and thematic summarization—as long as the output remains an organization of surface content rather than an inference about implicit commitments.

### D.3 Level 3: Interpretive meaning-making (implicit meaning entailed by the frame)

L3 makes a qualitative shift: it articulates *implicit or latent meaning* that is not explicitly stated but is plausibly *entailed by the semantic frame* of the situation. This is closely aligned with “latent” content analysis in qualitative research (Graneheim and

Lundman, 2004; Graneheim et al., 2017), while retaining a key constraint: the interpretation is warranted by the case’s internal context and shared commonsense/genre knowledge, rather than by invoking a specialized external theory.

Three research traditions provide a principled foundation for this level:

(i) **Frame-based inference in linguistics and cognitive semantics.** In Frame Semantics, understanding an utterance requires evoking a structured frame (a schematic situation with participants and roles) that licenses inferences beyond what is overtly said (Fillmore, 1982). FrameNet operationalizes this idea for computational linguistics by cataloging frames and frame elements that support systematic within-frame inference (Baker et al., 1998).

(ii) **Pragmatic inference and implied commitments.** Classic pragmatics characterizes how speakers communicate more than they literally say, via implicature, presupposition, and speech-act force (Grice, 1975; Austin, 1962; Searle, 1969). Common-ground theory formalizes how discourse participants rely on shared background propositions that are not always explicit (Stalnaker, 2002). These mechanisms motivate L3 annotations such as inferring unstated goals, obligations, norms, or relational implications that make the discourse coherent.

(iii) **Interpretivist social science and sense-making.** Interpretive traditions emphasize that meaning is constructed by connecting cues to contextual frames to form a coherent account (Weick, 1995; Goffman, 1974). “Thick description” explicitly treats interpretation as making implicit cultural/interactional context legible, without necessarily reducing it to external theory (Geertz, 1973).

For NLP/LLM readers, L3 is the level most naturally connected to *natural language inference* and pragmatic reasoning: producing statements that are not verbatim in the text but follow from it under shared background assumptions (Dagan et al., 2006; Bowman et al., 2015). L3 outputs are defeasible (interpretations can be challenged), but they are constrained: they should be defensible as “what must (or very likely) is going on” *given* the situation described.

### D.4 Level 4: Theoretical meaning-making (external reframing and etic constructs)

L4 expands conceptual scope: it re-situates the case within an *external theoretical or conceptual*

*system* that is not entailed by the semantic frame alone. The defining criterion is not whether a paper cites theory, but whether theory functions as an *analytic engine* shaping the meaning that is produced (Hsieh and Shannon, 2005; Gioia et al., 2013; Saldaña, 2021). In qualitative methodology terms, L4 aligns with moves such as theoretical coding and second-order theorizing, where the analyst introduces constructs that are not native to the participants' accounts (Gioia et al., 2013; Saldaña, 2021). This parallels the classic emic/etic distinction: L3 stays close to emic sense-making (within the case's frame), whereas L4 introduces etic categories (external analytic vocabulary) (Pike, 1954).

Two additional literatures motivate why L4 should be treated as a distinct level rather than “just deeper interpretation”:

**Sensitizing concepts and theory-guided seeing.** Interpretive social science often uses sensitizing concepts to guide what counts as evidence and how observations are connected; such concepts are explicitly not reducible to surface description (Blumer, 1954). In modern qualitative theorizing, abductive analysis makes the theory step explicit: surprising observations motivate importing/constructing explanatory concepts that reorganize the case (Tavory and Timmermans, 2014).

**Hermeneutics and the productive role of interpretation.** Hermeneutic traditions emphasize that interpretation can be “productive,” generating new understanding by applying horizons and conceptual resources that exceed what is explicitly said (Gadamer, 1989; Ricoeur, 1976). This supports treating L4 as a qualitatively distinct epistemic move: meaning is constructed *through* an external lens.

For computational readers, L4 is the regime where the output's validity depends on whether the imported framework is appropriate and correctly applied (e.g., mapping a case to an established theoretical model, typology, or mechanism vocabulary). This is also the level most sensitive to out-of-context hallucination: an LLM can easily “sound theoretical” by naming frameworks without the warrants that a human theorist would provide.

## D.5 Boundary tests and operational heuristics

Because the boundary between L3 and L4 is the most failure-prone in both human annotation and LLM automation, we adopt explicit decision rules grounded in prior distinctions (manifest/latent; emic/etic; first-/second-order coding):

**L1 vs. L2 (restatement vs. organization).** If the output could be produced by rephrasing or extracting without introducing a reusable label system, it is L1. If it introduces categories/themes that summarize recurring elements across instances, it is L2 (Braun and Clarke, 2006a; Krippendorff, 2018).

**L2 vs. L3 (topics vs. implicit commitments).** If the output only says *what kinds of things* appear (themes/topics) it is L2. If it asserts *what must be true to make the case coherent*—e.g., inferred goals, norms, implied obligations, latent tensions, unspoken constraints—it is L3, supported by pragmatic and frame-based inference (Grice, 1975; Fillmore, 1982; Graneheim et al., 2017).

**L3 vs. L4 (within-frame inference vs. theoretical reframing).** A practical discriminator is an **external-lens test**:

If a competent reader could, using the situation's ordinary frame and shared commonsense/pragmatic knowledge, infer the meaning without importing a specialized construct, it is L3. If the meaning depends on introducing an external framework/etic vocabulary (and the output would be incomplete or uninterpretable without that framework), it is L4.

This test is consistent with emic/etic distinctions (Pike, 1954) and with qualitative guidance that theory-driven (directed) analysis differs from inductive/latent interpretation (Hsieh and Shannon, 2005; Gioia et al., 2013).

**Reliability and transparency.** As semantic depth and conceptual scope increase, reliability is harder to achieve; qualitative methodology therefore emphasizes explicit code definitions, auditability of inference, and trustworthiness criteria (Lincoln and Guba, 1985; Graneheim and Lundman, 2004; Krippendorff, 2018). In our annotation protocol (Sec. 4), we operationalize this by requiring short rationales and by calibrating annotators on boundary cases, especially L3/L4.

**Why this matters for LLM-driven qualitative research.** Current LLM tooling strongly supports L1–L2 outputs (summaries, clustering, thematic labels), but bridging to L3–L4 requires controlled inference: (i) making implicit meaning explicit without drifting beyond what the frame supports

(L3), and (ii) applying external theories in a disciplined way, with warrants and limits (L4). Our four-level meaning-making axis isolates these distinct computational challenges, enabling more precise evaluation of “how far” an automated qualitative pipeline actually goes.

## E Expanded Level of Modeling

**What we mean by “modeling”.** In this paper, *modeling* refers to the **explicit representational structure** a study produces to describe a phenomenon—what the units are, what relations hold among them, and what kinds of reasoning the representation is intended to support. This is closer to the notion of *models as representations* in system science and simulation (rather than “models” as parameterized predictors in ML) (Box, 1976; Zeigler et al., 2000; Law, 2015). Importantly, a modeling level is **orthogonal** to a meaning-making level: the same interpretive claim can be expressed as (i) a static thematic map, (ii) a phase timeline, (iii) a causal mechanism graph, or (iv) a dynamical feedback system.

We operationalize **four levels of modeling** that recur across qualitative research and sociotechnical-system analysis. The key discriminators are: (i) **time** (absent vs. present), (ii) **causality/mechanism** (absent vs. present), and (iii) **dynamical semantics** (static dependencies vs. iterative state updates with feedback).

### E.1 The four levels

**Level 1: Static configuration and relational models (themes as structure).** Level 1 models are **static** representations of a system’s structure. The typical output is a set of **themes / constructs / entities** plus **relationships** that are *not* interpreted as temporal evolution or causal production. This includes (a) thematic maps and thematic networks that systematize how themes relate in a corpus (Braun and Clarke, 2006a; Attride-Stirling, 2001), (b) social network / relational representations (ties among actors, groups, or organizations) used as a cross-sectional structure (Wasserman and Faust, 1994; Borgatti et al., 2009), and (c) static knowledge/configuration layouts such as concept maps used to organize concepts and relations without committing to temporal or causal semantics (Trochim, 1989; Novak and Cañas, 2008).

**Signature:** “what relates to what” (clusters, centrality, co-occurrence, association, configuration)

in a snapshot. Relations may be labeled and even directed (e.g., asymmetric ties), but the representation does not claim that the system *evolves* or that *A causes B*. For CS/NLP readers, Level 1 is most naturally viewed as *graph extraction / clustering / structural summarization* over qualitative material.

**Level 2: Stage / phase / timeline models (time without causality).** Level 2 models introduce **time** as a first-class organizing principle, but they still **do not** make the core representational commitment of causal/mechanistic production. The output is a **sequence** of stages/phases (or a timeline of events/episodes), often produced via temporal bracketing, narrative sequencing, or process description (Van de Ven and Poole, 1995; Langley, 1999; Pettigrew, 1990). A common form is a phase model of change (Phase 1 → Phase 2 → Phase 3) or a chronicle of key events, where the edges mean “next / then / later” rather than “produces / changes”. Sequence-analytic perspectives also fall naturally here when the modeling product is primarily an over-time patterning of states/events rather than a causal mechanism model (Abbott, 1995, 2001).

**Signature:** “what happens when” (ordering, phases, episodes), with descriptive transition language. For CS/NLP readers, Level 2 corresponds to *segmentation and sequencing* problems (phase detection, timeline construction, episode modeling), where the representation encodes temporal order but not causal effect.

**Level 3: Causal dependency and mechanism models (directed influence).** Level 3 models explicitly represent **causal or mechanism-like dependencies**. Nodes are constructs/states/actors, and edges indicate that one element *changes/enables/blocks* another, potentially with conditions, mediators, or moderators. This aligns with causal-graph traditions in social science and AI (Pearl, 2009; Spirtes et al., 2000), as well as qualitative/soft-systems artifacts that are intended as causal mechanism diagrams rather than mere association maps. Related representational families include cognitive/causal maps and fuzzy cognitive maps when used as explicit influence structures (Kosko, 1986).

**Signature:** “why / how” in the sense of directed production ( $A \rightarrow B$  as influence), but still often **read as a static dependency structure** rather than an iterated dynamical system. The model may be qualitative and non-executable; what matters is the directional, mechanism-committing semantics.



**Level 4: Dynamical systems / feedback / complex systems models (state + update + iteration).** Level 4 models treat the phenomenon as an **evolving system** whose behavior unfolds through **iterative state change**. The first-class units are **system components** (institutions, infrastructures, policy regimes, collective behaviors, capacities, constraints, resources) that have **states** which update over time (quantitatively or qualitatively). The model specifies **transactions** (mechanism-like interactions) that update component states, and it uses **feedback, delays**, and often **nonlinear responses** to explain system-level patterns over time (waves, escalation/relaxation cycles, overshoot and correction, lock-in, tipping points, collapse/stabilization) (Forrester, 1961; Sterman, 2000; Meadows, 2008).

Crucially, Level 4 is **not restricted** to classical stock–flow diagrams. A Level 4 model may be: (i) qualitative system dynamics / feedback-system reasoning (reinforcing/balancing loops as explanatory machinery); (ii) coupled regime/phase systems where components move among qualitative states and co-evolve; or (iii) executable simulation models (agent-based, discrete-event) when the simulation is used to explain emergent trajectories (Bonabeau, 2002; Macy and Willer, 2002; Epstein, 2006; Gilbert and Troitzsch, 2005; Law, 2015; Zeigler et al., 2000).

**Signature:** the paper’s core model claim depends on **endogenous time evolution** (state at  $t$  shapes state at  $t+1$ ) and uses feedback/iteration as the explanatory engine, not merely as metaphor.

## E.2 Operational boundaries and guardrails

**Level 1 vs. Level 2: static structure vs. explicit temporality.** A paper is Level 1 if the primary model is a *snapshot* of themes/entities and their relations (association/ties/configuration) without encoding ordering, phases, or evolution. It is Level 2 when the model explicitly organizes the phenomenon as *over-time* stages, phases, or timelines (Langley, 1999; Pettigrew, 1990).

**Level 2 vs. Level 3: temporal ordering vs. causal production.** A paper remains Level 2 if arrows mean “next” (temporal succession) but the analysis does not commit to edges as causal/mechanistic (“produces/changes/enables”). It becomes Level 3 when directed relations are used to explain how one construct generates changes in another, i.e., when the representation has causal semantics (Pearl, 2009; Spirtes et al., 2000).

**Level 3 vs. Level 4: static causal graphs vs. dynamical system semantics.** Level 3 models can include cycles, and they can talk about “feedback” rhetorically. Level 4 requires something stronger: the paper must articulate **state + update semantics + iteration** so that the explanation of observed/predicted behavior depends on system evolution over time (often via feedback and delays) (Sterman, 2000; Forrester, 1961).

A practical diagnostic:

- If you can remove time iteration and the core model claim still stands (it remains a story about dependencies or pathways), it is likely Level 3.
- If the core claim depends on iterative updating to produce macro behavior patterns (waves, oscillation, overshoot, collapse, lock-in), it is Level 4.

**Why this matters for LLM-based qualitative automation.** This modeling axis makes concrete what is being produced and therefore what should be evaluated. Many current LLM pipelines naturally yield Level 1 products (themes + static relational maps) or Level 2 products (phase/time-line summaries). Moving to Level 3 requires reliable causal semantics and defensible mechanism claims; moving to Level 4 requires explicit state/update/feedback commitments that support trajectory-level explanations and intervention reasoning (Pearl, 2009; Sterman, 2000; Zeigler et al., 2000).

## F Annotation Study Examples

### F.1 Dimension 1: level of Meaning-Making

#### F.1.1 M1: Descriptive (manifest, surface-faithful).

- (Keith et al., 2017):

*“...and extract entity mentions. Mentions are token spans that (1) were identified as “persons” by spaCy’s named entity recognizer, and (2) have a (firstname,lastname) pair as analyzed by the HAPNIS rule-based name parser;<sup>6</sup> which extracts, for example, (John, Doe) from the string Mr. John A. Doe Jr. To prepare sentence text for modeling, our pre-processor collapses the*

candidate mention span to a special TARGET symbol. To prevent overfitting, other person names are mapped to a different PERSON symbol; e.g. 'TARGET was killed in an encounter with police officer PERSON.'

This paper proposes a framework of identifying "civilians killed by police" via "event-entity extraction". The framework is a mixture of Quantitative Analysis and Qualitative Analysis. However, Qualitative Analysis process only happens for event and entity extraction given unstructured data (news articles), serving as a preprocessing step for the proceeding Quantitative Analysis step. Hence, this is an example of **M1**.

- (Nasar et al., 2021):

*"Non-neural Approaches. Widely used supervised approaches for NER include HMM, MEMM, SVM, and CRF. Traditional approaches relied solely on underlying algorithm and initial training data."*

This paper discusses different algorithms for Named Entity Recognition (NER) tasks, which involve learning underlying patterns of entities for extraction. Despite the requirement for global knowledge aggregation to form generalized understandings of entity patterns, such knowledge relies heavily on statistical distributions rather than semantic meaning. For example, if an entity is replaced with an arbitrary symbol (e.g., A) or masked, the overall abstracted knowledge remains unchanged because it is based on distributional statistics. However, this invariance does not hold for semantic knowledge: replacing the word "Mars" with "Atlantic Ocean" in a context of exploration changes the content, even though both are entities. Such substitutions substantially alter higher-level abstracted themes, shifting from "Space Exploration" in the case of Mars to "Treasure Hunting" in the latter case. Because no semantic abstraction is performed, this paper exemplifies **M1** meaning-making.

Below are a few more sample papers with **M1** complexity: (Li et al., 2018; Zhong et al., 2023;

Bekoulis et al., 2020; Cheng et al., 2024; Zhou et al., 2016)

### F.1.2 **M2: Categorical (themes, topics, patterned organization).**

- (Cemri et al., 2025a):

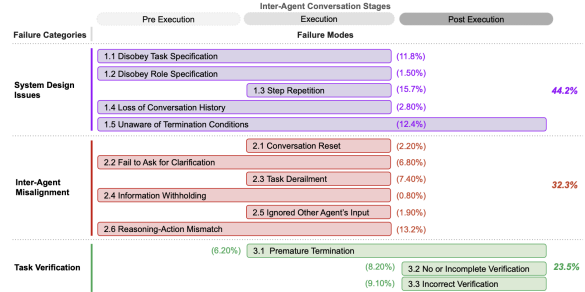


Figure 1: MAST: A Taxonomy of MAS Failure Modes. The inter-agent conversation stages indicate when a failure typically occurs within the end-to-end MAS execution pipeline. A failure mode spanning multiple stages signifies that the underlying issue can manifest or have implications across these different phases of operation. The percentages shown represent the prevalence of each failure mode and category as observed in our analysis of 1642 MAS execution traces. Detailed definitions for each failure mode and illustrative examples are available in Appendix A.

This paper proposes some of the failures often encountered in Multi-Agent Systems (MAS), which were uncovered from QA on MAS run trajectories that failed to complete the intended tasks. These themes are the result of observing MAS trajectories and synthesizing general patterns to describe the common failures of MAS. Hence, this work exemplifies **M2**, as it involves global semantic knowledge aggregation across instances, but does not introduce interpretive explanations or underlying assumptions beyond those directly supported by the observed data.

- (Wang et al., 2025):

– *Parenting in the Digital Age: Exploring the impact of digital technology on parenting practices and child development*

- *Work-Life Balance and Parenting*: Investigating the challenges faced by working parents and effective policies for achieving a healthy work-life balance.
- *Mental Health Support for Parents*: Examining the importance of mental health resources for parents and strategies to improve access and support.

Similar to the MAS example, the high-level themes in this paper are also high-level, abstracted descriptions of what is observable in the dataset. Hence, this work is **M2**.

Below are a few more sample papers with **M2** complexity: (Fang et al., 2025; Li et al., 2022b; Barany et al., 2024; Edge et al., 2024; Zhong et al., 2023)

### F.1.3 **M3: Interpretive (implicit meaning entailed by the frame).**

- (Fletcher and Sarkar, 2012):

*Positive personality* Olympic gold medalists possessed numerous positive personality characteristics, such as openness to new experiences, conscientiousness, innovative, extraverted, emotionally stable, optimistic, and proactive, which influence the mechanisms of challenge appraisal and meta-cognition. The following quote illustrates how one champion evaluated missing out on selection for a major international competition in a positive manner, due to his optimistic and proactive nature: There were four of us challenging for these final two places . and I got told I was on the reserve list. And at the time it was devastating but it's one of those things; if you don't take a ticket in the raffle, you're never going to win a prize. So you have to take the ticket . that's part of life and it just makes you think 'well, what can I do differently to make sure I do get success'?

This paper explores the common characteristics of being an “Olympic champion” through interviews with Olympic athletes. The interview data consist of narratives about the

athletes’ daily lives and training practices. Themes such as “Positive Personality” cannot be derived through simple high-level textual summarization; instead, they require interpretive analysis of the interview material to address more complex questions such as “How is this useful?” or “What mindset characterizes an Olympic champion?” Because generating these higher level themes involves interpretive reasoning beyond descriptive aggregation, this work exemplifies **M3**.

- (Rao et al., 2024):

- *Enhancing Transparency and Explainability*: Drivers are concerned about opaque fare calculations, unclear incentives, and uncertain criteria for earnings, surge pricing, and cancellations...
- *Predictability and Worker Agency*: Drivers face unpredictable earnings from fluctuating surge pricing, algorithm changes, increased competition, complex incentive qualifications, and low compensation for long pickups and waits...
- *Better Safety and More Time*: Drivers face navigation issues, support access difficulties, challenges with false complaints, and low compensation for additional tasks and wait times...

The data used in this paper were collected from Reddit forums and consist mainly of conversational snippets on diverse topics. One example from the data is: “I don’t understand what the hell Uber is thinking when giving us long pickups for short trips. NOBODY sane accepts a \$4 ride for someone half an hour away.” Mere descriptive abstraction would synthesize themes such as “User confusion with software algorithms,” which focus on what is being said rather than why it is being said. To further understand the underlying message conveyed in the quotation and synthesize meaningful themes such as “Predictability and Worker Agency” or “Better Safety and More Time,” interpretive analysis is required. Because such themes would not be possible without subjective interpretation, this paper provides a clear example of **M3**.

Below are a few more sample papers with **M3** complexity: (Hou et al., 2024; Montes et al., 2025;



McKeown et al., 2015; Goulet et al., 2023; Nyaaba et al., 2025)

**F.1.4 M4: Theoretical (external reframing; etic con-358 structs).**

• (Carius and Teixeira, 2024):

- *Health Barriers*: In addition to facing financial hardships, participants in our study expressed how these barriers affected their physical and mental well-being. Insufficient access to medical care further compounded their health concerns, making it challenging for them to achieve stability while dealing with mental and physical health issues. Many mentioned the absence of medical insurance or coverage, particularly among Black citizens...
- *Insufficient Community Resources*: In interviews, participants also highlighted the significant challenges they face due to the lack of appropriate resources and infrastructure in their communities. They expressed concerns about the safety of their neighborhoods, the scarcity of well-paying job opportunities, and the need for more activities and community organizing efforts to improve their overall well-being...
- *Public Assistance Barriers*: As we alluded to in earlier themes, participants in our study consistently emphasized the challenges they face with public assistance programs and the impact these barriers have on their journey toward financial stability...

This work clearly differentiates between M3 and M4. While the themes are synthesized through interpretive analysis, the study also incorporates meta-contextual knowledge and draws on multiple domains to fully understand the operational mechanisms of a meta-system. For example, the work discusses the health

barriers faced by many financially insufficient individuals, which prevent them from achieving financial stability. Furthermore, one contributing factor to this financial instability is the lack of infrastructure investment needed to attract businesses and provide economic opportunities. Thus, understanding the operation and impact of the meta-system requires recognizing the interconnectedness of multiple domains, including racial barriers, infrastructure development, and socioeconomic conditions. Consequently, this work serves as a strong example of M4.

• (Tian et al., 2019):

*As a result, seven main categories of factors were identified to influence Shaanxi Blower's business model innovation. These are market pressure, entrepreneurship, culture and strategy, technology, human resources, organizational capability and government policy. Market pressure and government policy are the direct external factors that promote business model innovation. Entrepreneurship is the direct internal factor that promotes business model innovation. Information technology and technological innovation, as the two technology-driven factors, directly affect business model innovation, but belong to different variables. Information technology together with government policy behavior and market pressure are exogenous variables, and technological innovation together with entrepreneurial spirit are endogenous variables. However, culture and strategy, human resources and organizational capability are the guarantee factors for business model innovation.*

Similar to the discussion in the first example, understanding the "business more" system in this paper requires analyzing the interconnections among "market pressure, entrepreneurship, culture and strategy, technology, human resources, organizational capability, and government policy". Each of these domains is

complex on its own, and together they form a cohesive, well-functioning system whose understanding requires **M4**-level analysis.

Below are a few more sample papers with **M4** complexity: (Binder and Edwards, 2010; Sun et al., 2020; Beattie et al., 2004; Barke et al., 2022; Rempel et al., 2013)

## F.2 Dimension 2: Level of Modeling

### F.2.1 D1: Static taxonomy and relational configuration models.

- (Cemri et al., 2025a):

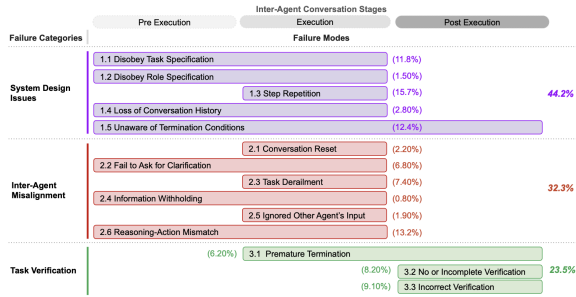


Figure 1: MAST: A Taxonomy of MAS Failure Modes. The inter-agent conversation stages indicate when a failure typically occurs within the end-to-end MAS execution pipeline. A failure mode spanning multiple stages signifies that the underlying issue can manifest or have implications across these different phases of operation. The percentages shown represent the prevalence of each failure mode and category as observed in our analysis of 1642 MAS execution traces. Detailed definitions for each failure mode and illustrative examples are available in Appendix A.

The discovered themes are categorized into three main categories (“System Design Issues,” “Inter-Agent Misalignment,” and “Task Verification”) as specified in the paper. Since this constitutes a hierarchical organization of themes and patterns, this is an example of **D1**.

- (Zhong et al., 2025):

Communication and Engagement	Community and Social Responsibility	Crisis Management and Response
pain relief with addiction prevention	patient education focus	anticipating lost revenue
educating outlier prescribers	breaking prescription cycle	invalidating patents
focusing on cancer pain	investor pressure tactics	emphasizing side effects
using authority to build trust	activism for cannabis access	exalgo focus
providing a demo or trial	target young adult misusers	hostile takeover attempt
patient prescription history review	advocating for access to treatments	combating pharmacy shopping
promoting established medical procedures	politicizing the opioid crisis	comparing opioid to h.i.v. epidemic
identifying patient type using playbook	engaging with healthcare professionals	identifying lost prescriber opportunity
using patient education materials	public frustration with prices	threatening to stop subsidies
providing product sales objectives	opioid withdrawal treatment	anticipating opposition to expansion

Figure 3: Three themes with randomly selecting cluster labels generated by HICode over OIDA.

Similar to the discussion in the first example, the themes are organized in a hierarchical taxonomy, with one category being “Communication and Engagement”.

Below are a few more sample papers with **D1** complexity: (Pecoraro and Uusitalo, 2014; Serkina and Logvinova, 2019; Jäppinen et al., 2022; Gao et al., 2025; Lam et al., 2024)

### F.2.2 D2: Stage/phase/timeline models (time without causality).

- (Li et al., 2023):

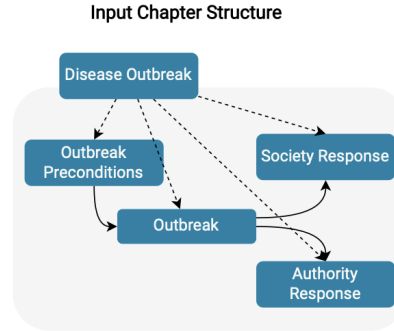


Figure 2: To create the schema for a given scenario, our model follows 3 rounds of operation: (1) event skeleton construction where we ask the LLM to list the important events; (2) event expansion to discover more related events for each existing event; event-event relation verification where we update the event-event relations based on the LLM’s answers to questions about each event pair.

Figure 2 in this paper offers a glimpse of the output produced by the proposed QA framework, which organizes extracted events into a timeline with transition edges. This is an example of **D2**, as it incorporates a notion of

time by ordering events in a sequential flow. However, it does not reach **D3**, because the relationships between events are temporal transitions rather than causal relationships.

- (Li et al., 2020):

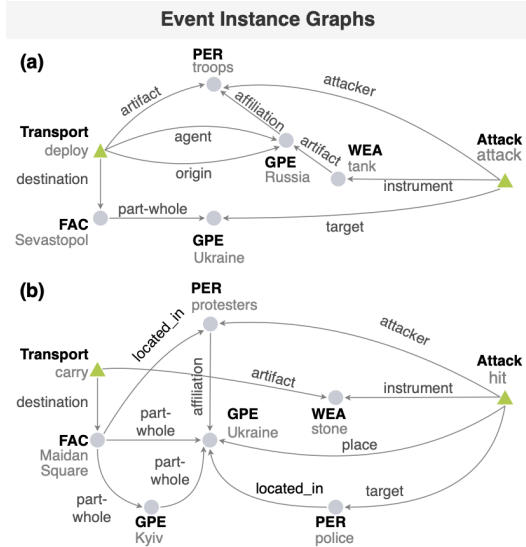


Figure 1: The framework of event graph schema induction. Given a news article, we construct an instance graph for every two event instances from information extraction (IE) results. In this example, instance graph (a) tells the story about Russia deploying troops to attack Ukraine using tanks from Russia; instance graph (b) is about Ukrainian protesters hit police using stones that are being carried to Maidan Square. We learn a path language model to select salient and coherent paths between two event types and merge them into a graph schema. The graph schema between ATTACK and TRANSPORT is an example output containing the top 20

Figure 1 of this paper also provides a glimpse of the temporal structure of unfolding events, such as “Russia deploying troops to attack Ukraine” and “Ukrainian protesters hitting police.” For each unfolding event, the temporal graph illustrates how the event progresses and how subevents transition from one to another. However, no causal relationships are specified between the events or subevents. Hence, this is an example of **D2**.

Below are a few more sample papers with **D2** complexity: (Lunney, 2025; Anggraini and Alim, 2023; Skryabina et al., 2016; Kristelstein-Hänninen, 2022; Tinder, 2022)

### F.2.3 **D3**: Causal dependency and mechanism models (directed influence).

- (Du et al., 2022):

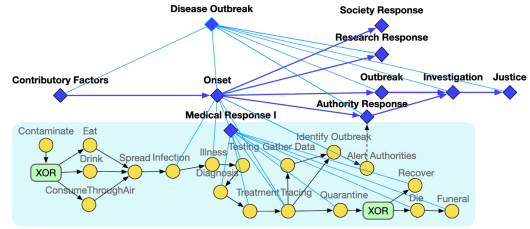


Figure 4: The curated schema for the disease outbreak scenario. Blue diamond shapes represent sub-schemas and yellow circles represent primitive events. Black arrows between primitive events represent temporal order, light blue lines between the primitive events and the sub-schema node represent event-subevent hierarchical relationship. Here we only show the primitive events under the Onset sub-schema

This paper is about event schema extraction and prediction. Its figure 4 shows one example of extracted schema, in which the events are connected by both temporal order (black line) and causal relationship (XOR operation). We view this as a partial causal graph and label this paper as **D3**.

- (Safa et al., 2024):

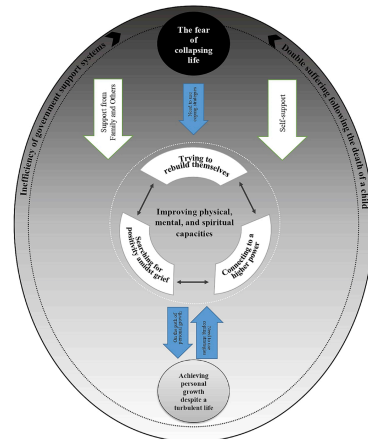




Figure 1 A schematic model “from fear of collapsing life to achieving personal growth”

This paper represents a directed pathway structure centered on how older adults move from ‘fear of life collapse’. The model is explicitly structured around directed dependence. Figure 1 and the textual description in the ‘Explanation of the model’ section make clear that nodes represent factors/conditions/strategies (not persistent system components), and edges encode how elements contribute to, enable, or lead to others. The model’s explanatory force comes from clarifying which factors contribute to the main concern, which strategies address it, and what facilitates movement toward the outcome-classic **D3** directed pathway logic, not **D4** loopy component interdependency.

Below are a few more sample papers with **D3** complexity: (Bratianu, 2020; Kendellen and Camiré, 2019; Agyeman, 2014; Attwell and Hannah, 2022; Chopra, 2019)

#### F.2.4 **D4: ynysical systems / feedback / complex systems models (state + update + iteration).**

- (Kendellen and Camiré, 2019):

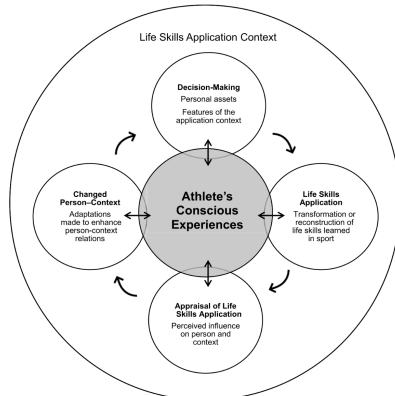


Figure 1. Grounded theory of life skills application.

The paper produces a cyclical, evolving system of person-context regulations. The authors define the process as having ‘no definitive end point,’ instead functioning as a continuous loop of decision-making, application, appraisal, and adaptation. The topology is defined by mutual coupling where the ‘changed person-context’ statefully feeds back into future decision-making cycles. Unlike a **D2**

or **D3** model which would move from sport (source) to life (sink), this model treats the athlete and their environment as a dynamic system where knowledge and assets are continuously re-regulated across domains. So we annotate this as **D4**.

- (Bratianu, 2020)

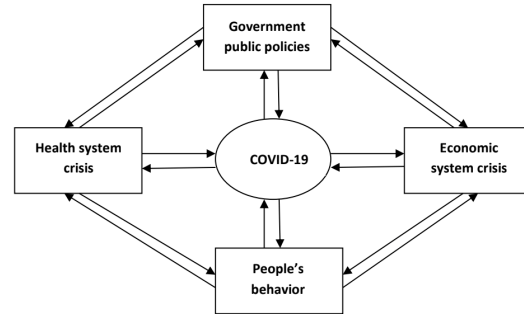


Figure 1. An integrated model of the COVID-19 pandemic dynamics concerning the health and economic systems Source: Author’s own research

Based on the figure 1 of this paper, it explicitly defines the COVID-19 pandemic as a complex system of ‘mutual coupling’ and ‘dense interdependencies’ rather than a linear or directed sequence. The diagram shows correlations that ‘act in all possible directions.’ This violates the Source/Sink test (**D3**) because there is no start-to-end flow. Instead, the model represents a state-based system where variables continuously influence and are influenced by the crises in a feedback web. The rationale for is rooted in this absence of a terminal state and the presence of iterative, stateful interdependency, which leads to **D4** annotation.

Below are a few more sample papers with **D4** complexity: (Karakas and Sarigollu, 2019; Coleman, 2017; Fellahi, 2021; Kendellen and Camiré, 2019; Loosemore, 1999)

## G Annotation Study Details

### G.1 Research Paper Type Classification Prompt

You are a careful research assistant. Classify papers using only the provided fields. Do not invent details. If evidence is insufficient, choose Unclassified. Follow the label schema exactly and output valid JSON only.

User message template:

You will be given a academic research paper.  
Task: classify the paper into exactly one of  
↳ these top-level categories:

#### Conceptual & Theoretical

Empirical - xxx (xxx must be one of the  
↳ empirical method labels listed below)

Computational

Review & Synthesis

Quantitative

Unclassified

Definitions and decision rules (apply in  
↳ order)

#### A. Review & Synthesis

Choose if the primary contribution is  
↳ synthesizing prior literature rather than  
↳ reporting new primary data. Strong cues:  
↳ "systematic review", "scoping review",  
↳ "meta-synthesis", "qualitative evidence  
↳ synthesis", "integrative review",  
↳ "realist review", "narrative review"  
↳ (when it summarizes literature).

#### B. Computational

Choose if the primary contribution is  
↳ building/evaluating computational  
↳ methods/tools to automate or  
↳ computationally support qualitative  
↳ research (e.g., NLP for coding,  
↳ LLM-assisted thematic analysis, automated  
↳ discourse analysis pipelines). It may  
↳ include experiments, but the core is the  
↳ computational framework/tool.

#### C. Quantitative

Choose if the paper's primary methodology  
↳ emphasizes statistical analysis and  
↳ modeling rather than the qualitative  
↳ methods listed below. Strong cues  
↳ include: regression analysis, causal  
↳ inference, time series analysis,  
↳ statistical modeling, hypothesis testing,  
↳ significance tests (p-values), confidence  
↳ intervals, effect sizes, large-N survey  
↳ econometrics, predictive modeling as the  
↳ main analysis, randomized experiments  
↳ analyzed primarily quantitatively, etc.

If the paper uses interviews/focus groups  
↳ only as minor context but the main  
↳ results are statistical/model-based,  
↳ still choose Quantitative.

#### D. Empirical - xxx

Choose if the paper reports collecting and  
↳ analyzing real-world data about a  
↳ phenomenon (participants, field/site,  
↳ texts, artifacts, records), and  
↳ qualitative analysis is central. Label  
↳ must be one of:

#### Empirical - Interpretative Phenomenological ↳ Analysis

Subcategories (pick one in rationale): lived  
↳ experience of illness/care; professional  
↳ identity/role; sensemaking/transition;  
↳ trauma/grief; other.

Cues: "IPA", "interpretative  
↳ phenomenological", idiographic focus,  
↳ small samples.

#### Empirical - Grounded Theory

Subcategories: classic/Glaserian; Straussian;  
↳ constructivist (Charmaz);  
↳ other/unspecified.

Cues: "grounded theory", "theory generation",  
↳ "constant comparative", "theoretical  
↳ sampling", "saturation".

#### Empirical - Thematic Analysis

Subcategories: reflexive TA; codebook TA;  
↳ framework-informed TA; other/unspecified.  
Cues: "thematic analysis", "themes were  
↳ identified", Braun & Clarke.

#### Empirical - Narrative Analysis

Subcategories: life story/biographical;  
↳ illness narratives; organizational  
↳ narratives; other/unspecified.  
Cues: "narrative analysis", "stories",  
↳ "plot", "narratives", temporality.

#### Empirical - Discourse Analysis

Subcategories: conversation analysis;  
↳ critical discourse analysis (CDA);  
↳ discursive psychology; other/unspecified.  
Cues: "discourse analysis", "discursive",  
↳ "CDA", "conversation analysis",  
↳ turn-taking, rhetoric.

#### Empirical - Dialogue Analysis

Subcategories: interactional/dialogic  
↳ analysis; clinical dialogue;  
↳ collaborative/team dialogue;  
↳ other/unspecified.  
Cues: "dialogue analysis", "dialogic",  
↳ "interaction episodes".

#### Empirical - Framework Analysis

Subcategories: policy/service evaluation;  
↳ health services; implementation/QI;  
↳ other/unspecified.  
Cues: "framework analysis", matrix-based  
↳ charting, applied policy research.

#### Empirical - Ethnography

Subcategories: classic ethnography; focused  
↳ ethnography; digital/virtual ethnography;  
↳ institutional ethnography;  
↳ other/unspecified.  
Cues: "ethnography", "participant  
↳ observation", fieldnotes, prolonged  
↳ engagement, site culture.

#### Empirical - Content Analysis

Subcategories: qualitative content analysis;  
↳ directed content analysis; summative  
↳ content analysis; other/unspecified.  
Cues: "content analysis", coding categories,  
↳ frequency counts may appear but still  
↳ qualitative.

#### Empirical - OTHERS

Subcategories: case study (qualitative);  
↳ phenomenology (non-IPA); interpretive  
↳ description; template analysis; rapid  
↳ qualitative analysis;  
↳ participatory/action research;  
↳ mixed-methods (qual-dominant); other.  
Use only if none of the above methods fit but  
↳ it is clearly qualitative empirical work.

#### E. Conceptual & Theoretical

Choose if the paper's primary contribution is  
↳ conceptual/philosophical/methodological  
↳ discussion (arguments, frameworks,  
↳ critiques) without primary data  
↳ collection and not a review/synthesis.

#### F. Unclassified

Choose if the provided fields are too  
↳ sparse/ambiguous to justify A-E.

#### Output format (STRICT)

Return valid JSON only, with:  
rationale (100~200 words, grounded in  
↳ evidence from the provided fields;  
↳ mention what text triggered the decision;  
↳ note uncertainties)  
decision (exact string from allowed labels)

Below is the paper you will classify:

=====

## G.2 Level of Meaning-Making Prompt

You are an expert qualitative researcher

- trained in multiple qualitative
- methodologies (e.g., Straussian grounded
- theory, constructivist grounded theory,
- thematic analysis, interpretative
- phenomenological analysis, discourse
- analysis, narrative analysis, content
- analysis). Your task is to evaluate a
- given qualitative research paper and judge
- the primary level of meaning-making at
- which the paper operates.

Critical clarifications (read carefully and  
→ apply strictly):

Methodology is not Level 4. The use of  
→ qualitative methods and coding procedures  
→ (e.g., open/axial/selective coding,  
→ constant comparison, memoing, IPA steps,  
→ thematic analysis workflows,  
→ discourse-analytic techniques, codebooks,  
→ inter-coder reliability) does NOT by  
→ itself constitute Level 4 meaning-making.  
→ Level 4 is about the substance of the  
→ interpretive claims and what they depend  
→ on, not which qualitative methodology is  
→ used.

Theory citation is not Level 4 unless it is  
→ applied. Merely citing theories/frameworks  
→ as background, literature comparison,  
→ positioning, or discussion (e.g.,  
→ introduction, related work, limitations,  
→ implications, future directions) does NOT  
→ qualify as Level 4. A paper qualifies as  
→ Level 4 only when external  
→ theory/frameworks/domain knowledge outside  
→ the corpus are actually used as  
→ interpretive machinery during coding,  
→ analysis, or theory development to  
→ generate or justify core findings.

Level 4 requires external interpretive  
→ resources beyond the corpus. To qualify as  
→ Level 4, the paper must rely on concepts,  
→ constructs, models, typologies, or  
→ explanatory systems that are not entailed  
→ by the corpus's semantic frame alone and  
→ that typically require domain expertise or  
→ specialized theoretical knowledge. These  
→ external resources must actively shape how  
→ codes/themes are constructed, linked, or  
→ elevated into the paper's central claims.

Level 3 is not constrained to a fixed  
→ checklist. When judging Level 3, do not  
→ treat any list of sub-dimensions (e.g.,  
→ teleology, emotion, causation, social  
→ meaning, norms, implicit assumptions,  
→ temporal structures, pragmatics) as  
→ exhaustive. Level 3 can surface any kind  
→ of latent content that is implicitly  
→ entailed by the semantic frame of the  
→ data. The rule of thumb is: Level 3  
→ uncovers non-trivial & interesting  
→ implicit/hidden meaning relevant to the  
→ research topic; Level 2 primarily  
→ condenses and organizes what is already  
→ explicit into categories.

Your goal is to infer what kind of meaning the

- paper primarily produces from its data:
- surface description, categorization,
- interpretive surfacing of latent meaning,
- or theory-based reframing using applied
- external frameworks.

Definitions of the four levels of

- meaning-making:

Level 1: Descriptive level of meaning-making

The paper primarily restates, summarizes, or  
→ reports what is explicitly present in the  
→ data. It stays close to participants'  
→ words or observable events. Outputs are  
→ concrete descriptions of actions,  
→ experiences, events, and statements  
→ without abstraction beyond paraphrase or  
→ recounting. There is no systematic  
→ grouping into higher-level categories and  
→ no inference about implicit meaning. The  
→ central analytic move answers: what is  
→ said or observed?

Level 2: Categorical level of meaning-making

The paper primarily organizes descriptive  
→ observations into categories, themes,  
→ domains, or types. It condenses multiple  
→ surface details into higher-level labels  
→ that summarize recurring patterns. The  
→ categories remain largely faithful to the  
→ frame of the data and do not  
→ systematically surface latent motives,  
→ hidden meanings, implicit norms, emotions,  
→ assumptions, or causal structures. The  
→ central analytic move answers: what kind  
→ of phenomenon or recurring pattern is  
→ present?

Level 3: Interpretive level of meaning-making

The paper primarily brings forward implicit or  
→ latent meanings that are not explicitly  
→ stated in the data but are entailed by the  
→ semantic frame of the situations  
→ described. It uses reasoning and inference  
→ grounded in the text to articulate what is  
→ implicitly going on (e.g., goals/purposes,  
→ emotions, causal relations, social  
→ meaning, normative expectations,  
→ functional roles, assumptions,  
→ relational/coordination structure,  
→ pragmatic intent), but it is not limited  
→ to these; any latent content that is  
→ warranted by the data's frame may qualify.  
→ Level 3 does not depend on specialized  
→ external theories or domain-specific  
→ conceptual systems. The central analytic  
→ move answers: what is implicitly committed  
→ or implied by the data, beyond  
→ categorization?

Level 4: Theoretical level of meaning-making



The paper's core analysis relies on external  
 ↳ theories, frameworks, or domain-specific  
 ↳ conceptual systems that are outside the  
 ↳ corpus itself and not entailed by its  
 ↳ semantic frame alone. These external  
 ↳ interpretive resources are actively  
 ↳ applied during coding, analysis, or theory  
 ↳ development to generate, structure, or  
 ↳ justify the main findings (e.g., coding  
 ↳ through a theoretical lens, mapping data  
 ↳ onto a formal model/typology, interpreting  
 ↳ instances as manifestations of a named  
 ↳ theoretical construct, using specialized  
 ↳ constructs as the organizing backbone of  
 ↳ themes). Crucially, merely mentioning or  
 ↳ comparing to theory in the  
 ↳ introduction/discussion does not qualify;  
 ↳ the external framework must function as an  
 ↳ analytic engine that shapes the results.  
 ↳ The central analytic move answers: what  
 ↳ broader conceptual system explains or  
 ↳ re-situates the data as an instance of a  
 ↳ larger theory?

Decision instructions:

- A) Judge the primary level across the paper,  
 ↳ not isolated passages. If multiple levels  
 ↳ appear, choose the level that best  
 ↳ characterizes the dominant analytic  
 ↳ contribution (the main "value add").
- B) Do not classify as Level 4 simply because  
 ↳ the paper uses a named qualitative  
 ↳ methodology, uses the term "theory," or  
 ↳ includes theoretical citations.
- C) Classify as Level 4 only if external  
 ↳ theory/framework/domain knowledge outside  
 ↳ the corpus is materially used to construct  
 ↳ or justify codes, themes, relationships  
 ↳ among themes, or the paper's central  
 ↳ explanatory claims.
- D) If the paper mainly reports  
 ↳ themes/categories without systematically  
 ↳ surfacing latent meaning, prefer Level 2.  
 ↳ If it systematically surfaces implicit  
 ↳ meaning beyond categorization using  
 ↳ reasoning grounded in the data, prefer  
 ↳ Level 3.
- E) In your rationale, cite concrete indicators  
 ↳ from the paper's analytic moves: how  
 ↳ codes/themes are formed, what kinds of  
 ↳ claims are made, and whether external  
 ↳ theory is applied as an analytic mechanism  
 ↳ versus merely cited for context.

Output format requirements:

Return valid JSON with exactly two fields and  
 ↳ no additional text:

```
{
  "judgement": "Level 1" or "Level 2" or "Level
  ↳ 3" or "Level 4",
  "rationale": "Concise but specific
  ↳ justification grounded in the definitions
  ↳ above, explicitly distinguishing
  ↳ methodology-only references from applied
  ↳ external theoretical frameworks, and
  ↳ explaining why the paper's primary
  ↳ meaning-making level is the chosen one."
}
```

### G.3 Level of Modeling Prompt

You are an expert qualitative researcher and  
 ↳ methodologist familiar with how  
 ↳ qualitative papers represent models (e.g.,  
 ↳ taxonomies/typologies,  
 ↳ configuration/concept maps, stage/process  
 ↳ models, causal graphs and DAG-style  
 ↳ pathway models, workflows/finite state  
 ↳ machines, and complex systems /  
 ↳ systems-dynamics style models). Your task  
 ↳ is to evaluate a given qualitative  
 ↳ research paper and judge the primary level  
 ↳ of modeling at which the paper operates.  
 Critical clarifications (read carefully and  
 ↳ apply strictly):

Methodology is not a modeling level. The use  
 ↳ of grounded theory, thematic analysis,  
 ↳ IPA, discourse analysis, codebooks,  
 ↳ inter-coder reliability, memoing, etc.  
 ↳ does NOT determine the level of modeling.  
 ↳ Judge the level only from the structure of  
 ↳ the model the paper produces (figures,  
 ↳ tables, or core result text).

A diagram is not required, but modeling  
 ↳ commitments must be explicit. A paper may  
 ↳ have no figure and still be any level if  
 ↳ it clearly presents a  
 ↳ taxonomy/configuration, a stage model, a  
 ↳ directed dependence model (DAG/workflow),  
 ↳ or a complex-systems interdependency  
 ↳ model.

Terminology is not decisive; semantics are.  
 ↳ Authors may use "dynamic," "system,"  
 ↳ "model," "framework," or "causal" loosely.  
 ↳ Classify based on what nodes/edges mean  
 ↳ and what the model is designed to explain,  
 ↳ not the label the authors attach.

Loops alone are not sufficient for Level 4,  
 ↳ but "stateful stock-flow" is not required  
 ↳ either. Level 4 is not restricted to  
 ↳ numeric stocks/flows or continuous  
 ↳ quantities. Level 4 is awarded when the  
 ↳ paper's model is best understood as a  
 ↳ complex system of interacting components  
 ↳ with rich interdependencies and  
 ↳ transaction mechanisms, typically  
 ↳ featuring multiple loops and no single  
 ↳ end-to-end pathway structure.

Workflows and end-to-end pipelines are not  
 ↳ Level 4 by default. A model can use  
 ↳ "system components/modules" and still be  
 ↳ Level 3 if it is essentially an  
 ↳ input-output process with largely  
 ↳ one-directional dependencies, clear  
 ↳ start/end points, and limited feedback  
 ↳ structure. Use the presence of clear  
 ↳ sources/sinks and a dominant forward path  
 ↳ as a strong Level 3 signal.

Source/sink test is a key discriminator. If

- the model has clear source nodes (starts)
- and sink nodes (ends)-i.e., it can be read
- as a pipeline with inputs and outputs-that
- strongly indicates Level 3 (even if
- complex). Level 4 system interdependency
- models typically lack a single clear start
- or end and are organized around mutual
- coupling and loops.

Level 3 causal graphs are mostly DAG-like

- pathway models. Their primary purpose is
- usually to identify which factors/events
- contribute to which outcomes and to
- clarify pathways/mediators. Even if cycles
- appear, the model's focus is not primarily
- feedback/interdependency structure of the
- system as a whole.

Level 4 models privilege system components and

- their interaction structure. Level 4 does
- not require explicit "state-update"
- semantics at the finest level; instead, it
- requires (i) persistent system components
- as the modeling units, (ii) concrete
- depictions of transactions/interactions
- among components, and (iii) a
- loopy/interdependent structure where
- feedback is central to how the system is
- represented (not merely an incidental
- cycle).

Your goal is to infer what kind of model the

- paper primarily produces: static
- structure, staged progression, directed
- pathway/transition logic (mostly
- DAG/workflow), or complex-systems
- interdependency modeling.

=====

Definitions of the four levels of modeling:  
Level 1: Taxonomy and Configuration Models  
The paper's primary model is a static

- classificatory structure: a
- taxonomy/typology, descriptive conceptual
- map, component/configuration diagram, or
- topological organization. It organizes
- entities by hierarchy, grouping,
- part-whole structure, or simple
- association.

Level 1 models do not support analytic

- inference about relationships among
- categories beyond classification or
- co-presence. They do not systematically
- compare, align, contrast, or integrate
- categories across dimensions, cases, or
- levels in order to identify patterns,
- tensions, or higher-order relational
- structure.

The model does not represent temporal

- progression, staged movement, directed
- pathway logic, or system
- feedback/interdependency as its core.
- Connections indicate descriptive
- organization rather than analytic
- relations (e.g., dependency, opposition,
- alignment, or interaction).

The central modeling move answers: what

- exists, and how is it descriptively
- organized, rather than how elements relate
- analytically, change over time, or shape
- one another.

Level 2: Stage / Transition Models

The paper's primary model is a discrete,

- ordered process described as movement
- through qualitatively distinct stages or
- phases (Step 1, Step 2, Step 3, ...). Time
- is represented via explicit stage
- boundaries or milestones, and progression
- is defined in terms of entering,
- occupying, or exiting stages.

Stages are the representational primitive:

- they are treated as temporally ordered
- segments rather than analytically distinct
- social states or interacting components.
- Transitions primarily describe what
- typically happens next, not why movement
- occurs under specific conditions.

The model may be linear or may include

- relapse, looping, or return to earlier
- stages, but such recurrence is descriptive
- rather than explanatory. Movement between
- stages is not modeled as conditional on
- structured dependencies, mechanisms, or
- interacting sub-processes.

The model does not specify directed causal

- pathways among multiple factors, nor does
- it articulate feedback mechanisms or
- mutual interdependence among system
- components.

The central modeling move answers: what are

- the stages, and how does an entity
- progress through them over time?

Level 3: Directed Pathway Models (Mostly DAG

- Causal Graphs and Workflows/FSMs)

The paper's primary model commits to directed

- dependence in a way that reads as a
- pathway, pipeline, or transition-logic
- structure. Directionality is analytically
- meaningful: edges specify that certain
- factors, events, or states enable,
- constrain, mediate, or lead to others.

- Causal graphs (mostly DAG-like): nodes
  - represent factors, events, or variables,
  - and directed edges represent which
  - elements contribute to which outcomes (A → B). Models commonly include branching
  - pathways, mediators, and identifiable end
  - outcomes. Even if limited cycles appear,
  - the overall structure retains recognizable
  - sources and sinks and is used primarily to
  - clarify contribution pathways, not to
  - depict the system as mutually coupled.

- Workflows / FSMs: nodes represent steps,
  - states, or modules, and edges represent
  - conditional or sequential dependencies
  - (e.g., if/then logic, decision points).
  - The structure typically has clear
  - inputs/starts and outputs/ends (or a
  - dominant forward flow). Loops usually
  - indicate rework, retry, or iteration
  - within a pathway, rather than feedback
  - that reorganizes the system as a whole.

Directed dependence-not temporal ordering

- alone-is the representational primitive.
- While time or sequence may be involved,
- the model's analytic force comes from
- specifying which elements depend on which
- others, and under what conditions.

The model does not treat persistent system

- components as mutually shaping one another
- through dense interdependence, nor does it
- center feedback as a primary explanatory
- device.

The central modeling move answers: what

- directed pathways, dependencies, or
- transition logic link inputs or
- contributing factors to outcomes?

Level 4: Complex Systems Interdependency

- Models (Loopy component coupling +
- transactions)

The paper's primary model treats the

- phenomenon as a system of interacting
- components whose behavior arises from
- dense interdependencies and concrete
- interaction/transaction mechanisms, rather
- than from a single pathway linking sources
- to sinks. The model is organized around
- multiple feedback loops, not a dominant
- forward progression.

• Units are persistent system components

- (e.g., institutions, policies,
- infrastructures, capacities, collective
- behaviors, constraints, resources,
- modules) that endure and interact over
- time, rather than isolated events,
- episodic factors, or stages in a pipeline.

• Edges represent concrete interactions or

- transactions among components (e.g.,
- mutual influence, constraint or
- enablement, coupling, co-determination,
- reinforcement or balancing effects,
- cross-impacts). These interactions are
- treated as explanatory, not merely
- illustrative.

• The structure is characteristically loopy

- and interdependent: there is no single
- privileged "start" or "end," and feedback
- is structurally central to how the
- phenomenon is represented and explained,
- not an incidental add-on.

• System behavior is explained via internal

- coupling, such that changes in one
- component alter the conditions under which
- other components operate. The model aims
- to account for emergent properties (e.g.,
- nonlinearity, amplification, cascading
- effects, stability, resilience, or
- breakdown), even if numeric stocks/flows
- or formal dynamics are not specified.

The model cannot be meaningfully reduced to a

- staged progression or directed pathway
- without losing its explanatory intent.

The central modeling move answers: how do

- interacting system components mutually
- shape one another through
- interdependencies and feedback structure?

Decision instructions:

A) Judge the dominant modeling contribution

- across the paper.

Assess the paper's primary substantive model

- of the phenomenon, not isolated figures,
- illustrative examples, or secondary
- discussions. If multiple model forms
- appear, classify according to the model
- that carries the main explanatory burden
- of the results.

B) Do not assign Level 4 based on language or

- surface cues.

Terms such as dynamic, system, iterative,

- complex, or citations to systems thinking
- are not sufficient. A paper qualifies for
- Level 4 only if its core model explicitly
- represents:

persistent system components,

concrete interaction or transaction mechanisms

- among those components, and

multiple feedback loops that are central to

- explanation.

A single loop, recursive step, or

- metaphorical system reference is
- insufficient.

C) Apply the source-sink test as a strong

- discriminator.

If the model has identifiable starting

- conditions and end outcomes-and can be
- read as a start-to-end pathway, pipeline,
- or transition logic-strongly prefer Level
- 3, even if the pathway is complex or
- includes limited cycles.

D) Prefer Level 4 only when mutual coupling is

- the primary representational logic.

Assign Level 4 only when the model is best

- understood as a mutually coupled system:

no single dominant trajectory or privileged

- start/end point,

dense interdependencies rather than mostly

- one-directional influence, and

explicit depiction of interaction mechanisms

- that explain system behavior through
- feedback.

E) Ground the rationale in concrete

- representational features.

In the justification, explicitly reference:

what nodes represent (categories vs stages vs

- events/variables vs persistent system
- components),

what edges encode (association vs temporal

- progression vs directed dependence vs
- interaction/transaction),

whether the structure is pathway-like with

- sources/sinks or system-like with
- pervasive coupling, and

whether feedback/interdependency is

- structurally central or merely incidental.

IMPORTANT (algorithm vs domain): Judge the

- ↳ level of modeling based on the paper’s substantive model of the target phenomenon, not the computational pipeline. Multi-step LLM workflows (generation → clustering → evaluation), iterative loops, or module diagrams describe the method, not the domain model.
- ↳ If the main output is themes/categories/hierarchies of labels, classify as Level 2 (or Level 1 if it’s mostly descriptive with no real categorization). Only assign Level 3/4 when the paper’s results explicitly model directed dependence (L3) or loopy component interdependencies (L4) in the real-world system being studied.

Output format requirements:

Return valid JSON with exactly two fields and no additional text:

```
{
  "judgement": "Level 1" or "Level 2" or "Level 3" or "Level 4",
  "rationale": "Concise but specific justification grounded in the definitions above, explicitly referencing the paper’s primary model form, what nodes/edges mean, whether the structure is source→sink pathway-like (Level 3) versus loopy component-coupled system (Level 4), and why the chosen level best matches the dominant modeling contribution."
}
```

## H Operationalizability Experiment Details

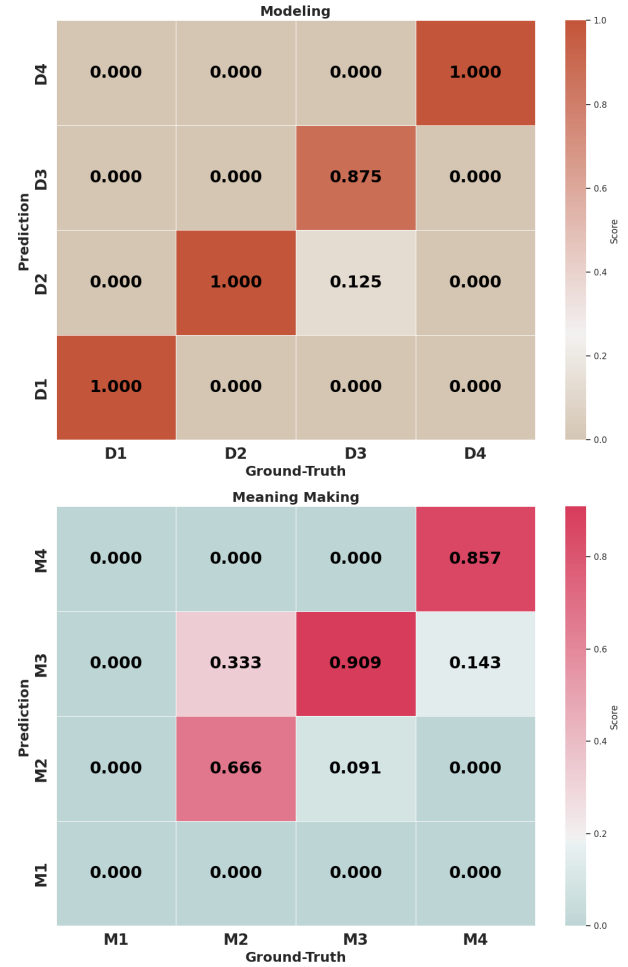


Table 3: Ground-truth distribution of sampled papers across [Level of Meaning-Making](#) and [Level of Modeling](#)

Levels	# Papers	Levels	# Papers
<b>M1</b>	0	<b>D1</b>	3
<b>M1</b>	3	<b>D1</b>	11
<b>M1</b>	11	<b>D1</b>	16
<b>M1</b>	21	<b>D1</b>	3

### Cohen’s Kappa Scores:

- [Meaning-Making](#) : 0.744
- [Modeling](#): 0.906

We computed two confusion matrices comparing GPT-5.2 predictions (rows) with human ground-truth annotations (columns) on 35 sampled papers for both [Level of Meaning-Making](#) and [Level of Modeling](#). To calculate Cohen’s Kappa scores, the values in the confusion matrices were first



normalized per ground-truth level to account for the uneven distribution of levels for both **Level of Meaning-Making** and **Level of Modeling**, and the resulting matrices were used for the computation.

## I Operationalizing the Agenda: Protocols, Fit Metrics, Privacy, and Induction

This appendix provides concrete “first implementation paths” for several agenda items raised in Sec.5 — especially (i) moving from **D1** coding outputs to **D2–D4** structured models, and (ii) operationalizing “fitness-to-corpus” for **D2/D3/D4** structures (e.g., evidence coverage, contradiction rate, semantic consistency) in a way that is auditable and automatable. These operationalizations are designed to be compatible with our modeling-level definitions (**D2** time-without-causality; **D3** directed causal pathways; **D4** state+update+iteration/feedback) and with the paper’s emphasis on traceability and data-governance constraints for qualitative corpora.

### I.1 Representational protocols: a typed, evidence-anchored graph standard for **D2/D3/D4**

**Goal.** We want one interoperable representation that (i) cleanly encodes the additional commitments as we move from **D2**→**D3**→**D4**, (ii) keeps a strict audit trail from every node/edge to supporting excerpts (mitigating loss-of-traceability risks), and (iii) can be serialized, validated, and scored by “fitness-to-corpus” metrics (next subsection).

**Core object: QualGraph (typed property multigraph).** Let a qualitative model be a directed, typed property multigraph:

$$G = (V, E), \quad v \in V \text{ nodes}, \quad e \in E \text{ edges.}$$

Each node/edge carries (a) a *semantic type*, (b) a *human-readable definition*, and (c) *evidence anchors* into the corpus.

**Evidence anchors (required for every node and edge).** We standardize an EvidenceItem that references an excerpt and records why it supports the claim.

```
EvidenceItem := {
  excerpt_id: str,           # stable ID
  doc_id: str,              # stable ID (may
    ↪ be hashed)
  span: [int, int],         # char offsets
    ↪ in excerpt text (or token offsets)
  time: Optional[TimeRef],  # if available;
    ↪ see \model{2}/\model{4}
```

```
support_label: {SUPPORTS, CONTRADICTS,
  ↪ MENTIONS},
rationale: str,             # short
    ↪ justification (human or model-generated)
source: {HUMAN, MODEL, HYBRID},
confidence: float           # [0,1],
    ↪ optional but recommended
}
```

This directly supports the “evidence-linked” requirement emphasized in the paper’s discussion of rigor and trustworthiness.

#### Node schema (shared across **D2/D3/D4**).

```
Node := {
  id: str,
  node_type: str,           # e.g., STAGE,
    ↪ EVENT, CONSTRUCT, STATE_VAR, ACTOR,
    ↪ POLICY
  label: str,               # short name
  definition: str,          # what counts as
    ↪ an instance of this node
  aliases: List[str],       # optional, for
    ↪ retrieval/normalization
  attributes: Dict,         # optional typed
    ↪ fields (below)
  evidence: List[EvidenceItem]
}
```

#### Edge schema (shared across **D2/D3/D4**).

```
Edge := {
  id: str,
  src: str, dst: str,       # node IDs
  edge_type: str,           # e.g., NEXT,
    ↪ ENABLES, INCREASES, DECREASES
  polarity: Optional[int],  # +1/-1 for
    ↪ signed influence; None otherwise
  qualifiers: Dict,         # conditions,
    ↪ moderators, delay, scope, etc.
  evidence: List[EvidenceItem]
}
```

**D2 protocol: stage/phase/timeline graphs (time without causality).** **D2** models make time first-class, but edges mean “next/then” rather than “produces/changes”. We encode **D2** with:

#### • Node types:

- **STAGE**: a phase/episode with an operational definition and boundary cues.
- **EVENT**: an atomic happening (optionally used; **D2** may be stage-only).
- **MARKER** (optional): boundary markers (e.g., “handoff”, “policy change”).

#### • Edge types (temporal semantics only):

- **NEXT**(STAGE<sub>i</sub>, STAGE<sub>j</sub>): *i* precedes *j*.
- **CONTAINS**(STAGE, EVENT): event occurs within a stage.

- `OVERLAPS(STAGE_i, STAGE_j)` (optional): permitted if the analysis allows co-occurring phases.

- **Required attributes:**

- For each `STAGE`: boundary rules or cues (`attributes.boundary_cues`), e.g., lexical markers, role transitions, or criteria.
- For each `NEXT` edge: evidence excerpts that (i) instantiate both stages and (ii) warrant ordering (timestamps, narrative order, “before/after” language).

**D3 protocol: causal pathway graphs (directed influence).** **D3** edges encode causal/mechanism-like dependencies (enable/constrain/produce/change/mediate). We encode **D3** with:

- **Node types:** `CONSTRUCT` (factor/state/condition/strategy), `ACTOR` (optional), `OUTCOME` (optional).

- **Edge types (directional semantics):**

- `CAUSES`, `ENABLES`, `INHIBITS`, `CONSTRAINS`, `MEDIATES`, `MODERATES`.

- **Required qualifiers on edges:**

- `qualifiers.mechanism_sketch`: one-sentence “how” claim (even if partial).
- `qualifiers.conditions`: when/for whom the edge holds (if present in the corpus).
- `polarity`: optional sign for monotone effects (e.g., “more A tends to increase B”).

- **Evidence requirement:** each edge must include (a) *support excerpts* and (b) at least one *searched-for counterexample* excerpt (even if labeled `IRRELEVANT`), to make contradiction-rate measurable (next subsection).

**D4 protocol: qualitative system dynamics graphs (state + update + iteration).** **D4** models treat the phenomenon as an evolving system whose behavior depends on iterative state change (state at  $t$  shapes state at  $t+1$ ), often with feedback and delays. We encode **D4** with:

- **Node types:**

- `STATE_VAR`: a system component with an interpretable state (capacity, resource, sentiment, constraint, norm, etc.).
- `FLOW` (optional): if using stock–flow style; otherwise omit.
- `REGIME` (optional): named qualitative regimes (e.g., “tight control”, “relaxed control”).

- **Edge types (influence + dynamics qualifiers):**

- `INCREASES(src, dst)` with `polarity=+1`; `DECREASES` with `polarity=-1`.
- `DELAYED_INFLUENCE`: same as above but with `qualifiers.delay_type` (e.g., “short/long”, or “administrative delay”).
- `TRANSACTION`: concrete interaction updating states (used when the analysis specifies a mechanism-like transaction).

- **Loop objects (first-class, derived or explicit):**

```
Loop := {loop_id, node_ids: List[str],
        ↪ loop_sign:
        ↪ {REINFORCING, BALANCING, UNKNOWN},
        evidence: List[EvidenceItem]}
```

Loop sign can be computed from edge polarities when available; otherwise left `UNKNOWN` and evaluated via evidence coverage/closure (next subsection).

- **Minimal update semantics:** Each `STATE_VAR` has a discrete qualitative state  $\in \{\text{LOW}, \text{MID}, \text{HIGH}\}$  (or ordinal bins). Each timestep applies signed influences:

$$x_j(t+1) = \text{clip}\left(x_j(t) + \sum_i s_{ij} \cdot \Delta(x_i(t))\right),$$

where  $s_{ij} \in \{-1, +1\}$  is edge polarity and  $\Delta(\cdot)$  maps ordinal state to a signed “pressure” (e.g., `LOW`=-1, `MID`=0, `HIGH`=+1). This is intentionally a toy formalization, but it is sufficient to produce directional predictions that can be compared to corpus-extracted trend statements.

**Serialization and validation.** A first implementation can store `QualGraph` as JSON (+ JSON-Schema / Pydantic validation), and load into `NetworkX` for graph operations. Recommended minimum validators: (i) all nodes/edges have  $\geq 1$  evidence item; (ii) **D2** `NEXT` edges form an acyclic

order unless explicitly flagged as recurrent; (iii) **D4** edges have polarity if they are used in loop sign or simulation.

## I.2 Goodness-of-fit for qualitative models: evidence-anchored model checking with LLM judges

**Motivation.** The agenda calls for evaluation methodologies that operationalize “fitness-to-corpus” for **D2/D3/D4** (coverage, contradiction rate, pattern matching, semantic consistency), but such metrics are nonstandard partly because QR outputs are narrative and because closed corpora complicate benchmarking. Here we define a scoring pipeline that produces (a) element-level support/contradiction labels, and (b) a model-level scalar score with transparent components.

### Data model (corpus as testable datapoints).

Let the corpus be segmented into excerpts:

$$\mathcal{X} = \{x_1, \dots, x_n\},$$

$$x := (\text{text}, \text{doc\_id}, \text{time}, \text{metadata}).$$

Time may be an absolute timestamp (e.g., log time), a relative narrative index, or a document-local order. For interviews without timestamps, time can be set to the turn index.

Let a qualitative model (**D2/D3/D4**) be a QualGraph  $G$  with a set of *atomic claims*:

$$\mathcal{K}(G) = \mathcal{K}_{\text{node}} \cup \mathcal{K}_{\text{edge}} \cup \mathcal{K}_{\text{struct}},$$

where:

- $\mathcal{K}_{\text{node}}$ : “Excerpt  $x$  instantiates node  $v$ ” (stage membership, construct presence, state-var mention).
- $\mathcal{K}_{\text{edge}}$ : “Excerpt  $x$  supports relation  $e$ ” (NEXT, ENABLES, INCREASES, etc.).
- $\mathcal{K}_{\text{struct}}$ : structure-dependent claims (e.g., **D2** order constraints; **D4** loop closure; **D4** trend predictions from qualitative simulation).

**LLM judge as a claim-labeling function (with auditability).** Define a judge function that takes a claim  $k$  and an excerpt  $x$  and returns:

$$J(k, x) \rightarrow (y, c, r),$$

where

$$y \in \{\text{SUPPORTS}, \text{CONTRADICTS}, \text{IRRELEVANT}\}$$

,  $c \in [0, 1]$  is confidence, and  $r$  is a short rationale. We store  $(y, c, r)$  back into EvidenceItem. This explicitly addresses the “loss of traceability” risk if multi-step synthesis is not evidence-linked.

### Retrieval: choosing which excerpts to judge.

For each node/edge, retrieve candidate excerpts via a lexical+embedding query using label, aliases, and definition. A first implementation can use:

- BM25 over excerpts for lexical recall;
- dense embeddings for semantic recall;
- optional filters: same doc\_id, time window, speaker role.

**Toy formalization: per-claim support and global fitness.** For any claim  $k$ , let  $S_k$  be the set of retrieved excerpts judged SUPPORTS, and  $C_k$  those judged CONTRADICTS. Define:

$$\text{score}(k) = \frac{|S_k| - \lambda|C_k|}{|S_k| + |C_k| + \epsilon},$$

with  $\lambda > 1$  penalizing contradictions and  $\epsilon$  preventing division by zero. Define *coverage*:

$$\text{cov}(k) = \mathbb{I}[|S_k| \geq m],$$

i.e., the claim is “covered” if at least  $m$  supporting excerpts exist.

Then:

$$\begin{aligned} \text{Fit}(G, \mathcal{X}) = & \underbrace{\frac{1}{|\mathcal{K}|} \sum_{k \in \mathcal{K}} \text{score}(k)}_{\text{support-contradiction}} \\ & + \underbrace{\beta \frac{1}{|\mathcal{K}|} \sum_{k \in \mathcal{K}} \text{cov}(k)}_{\text{evidence coverage}} \\ & - \underbrace{\gamma \text{Complexity}(G)}_{\text{penalty}}. \end{aligned}$$

where a simple complexity term is  $\text{Complexity}(G) = |V| + |E|$  (or  $|V| + |E| + |\text{Loops}|$  for **D4**). This yields an explicit lever for *adaptive level selection*: prefer the most committal model (**D4**>**D3**>**D2**) that wins under a complexity-penalized fit.

**D2-specific fit components (time without causality).** **D2**’s signature is ordering and segmentation. We add:

- **Stage assignment coverage:** fraction of excerpts assignable to at least one stage with high-confidence SUPPORTS.

- **Order consistency:** extract a per-document stage sequence  $\pi_d$  by labeling excerpts with stages and collapsing consecutive repeats; compute violations of NEXT constraints.
- **Boundary clarity:** for each adjacent pair of stages, measure how often the judge can identify boundary cues (explicit markers, turning points) versus “ambiguous transition” labels.

### D3-specific fit components (directed influence).

D3 edges require directional warrant and mechanism evidence. We add:

- **Directional support:** judge whether excerpts warrant  $A \rightarrow B$  rather than  $B \rightarrow A$ .
- **Mechanism specificity:** judge whether the excerpt provides (even partial) “how” content matching qualifiers.mechanism\_sketch.
- **Counterevidence search:** retrieve excerpts mentioning  $A$  without  $B$  (or vice versa) and allow the judge to label them as CONTRADICTS / IRRELEVANT—this operationalizes contradiction rate.

**D4-specific fit components (state + update + iteration).** D4 requires evidence for feedback/iteration, not just rhetorical “systems” language. We add:

- **Loop closure:** for each loop, require that each constituent edge has  $\geq m$  supports and at least one excerpt supports recurrence/cycling across time (e.g., “it comes back,” “repeats,” “oscillates,” “tighten then relax”).
- **Trend consistency via qualitative simulation:** run the toy ordinal update semantics to generate predicted directions (up/down/no-change) for key variables; extract trend statements from the corpus (LLM-based) and compute agreement.

### Pseudocode

Algorithm 1: Evidence-Anchored Goodness-of-Fit  
 $\hookrightarrow (\backslash\text{model}\{2\}/\backslash\text{model}\{3\}/\backslash\text{model}\{4\})$

Inputs:

X: list of excerpts  $x = (\text{text}, \text{doc\_id}, \text{time}, \text{metadata})$   
 G: QualGraph with Nodes V and Edges E (and optional Loops)  
 k: number of retrieved excerpts per claim  
 m: minimum supports for coverage  
 Judge(): LLM judge returning (label, confidence, rationale)

Preprocess:

Build retrieval index over X (BM25 + embeddings).  
 Optionally normalize time fields (per-doc ordering if needed).

1) NODE CHECKING (coverage + support)

```
For each node v in V:
  Qv := build_query(v.label, v.aliases, v.definition)
  Cands := RetrieveTopK(X, Qv, k)
  For each x in Cands:
    y,c,r := Judge(claim="x instantiates v", excerpt=x, node=v)
    Store EvidenceItem(x, y,c,r) on v
  node_score[v] := score(claim=v, from stored EvidenceItems)
```

```
2) EDGE CHECKING (support + contradiction)
For each edge e=(u->v) in E:
  Qe := build_query(u, v, e.edge_type, e.qualifiers)
  Cands_sup := RetrieveTopK(X, Qe, k)
  Cands_ctr := RetrieveCounterevidence(X, u, v, e) # e.g., u
   $\hookrightarrow$  w/out v, reverse order
  For each x in Cands_sup U Cands_ctr:
    y,c,r := Judge(claim="edge e holds", excerpt=x, edge=e)
    Store EvidenceItem(x, y,c,r) on e
  edge_score[e] := score(claim=e, from stored EvidenceItems)

3) STRUCTURE CHECKING (level-specific)
If G is \model{2}:
  sequences := ExtractStageSequences(X, V, Judge) # label
   $\hookrightarrow$  excerpts  $\rightarrow$  stages  $\rightarrow$  collapse
  \model{2}_struct_score := 1 - OrderViolationRate(sequences, NEXT)
   $\hookrightarrow$  edges)
If G is \model{4}:
  loops := DetectOrReadLoops(G)
  \model{4}_loop_score := LoopClosureScore(loops, edge_score)
  sim_pred := QualitativeSimulate(G, T=some horizon)
  trend_obs := ExtractTrendsFromCorpus(X, STATE_VAR nodes, Judge)
  \model{4}_trend_score := TrendAgreement(sim_pred, trend_obs)

4) AGGREGATE
Fit := mean(node_score) + mean(edge_score) + level_struct_score -
 $\hookrightarrow$  gamma*Complexity(G)
Return Fit and a diagnostic report (worst edges, contradictions,
 $\hookrightarrow$  low-coverage nodes).
```

### Minimal judge templates (implementation hint).

A workable first prompt pattern is:

- **Node claim:** “Given the node definition, does the excerpt instantiate it? Output {SUPPORT-S/IRRELEVANT} and one sentence why.”
- **Edge claim:** “Given edge type and direction (and polarity/conditions), does the excerpt support it, contradict it, or is it irrelevant? Output label + short rationale; do not infer beyond the excerpt.”

Multiple independent judge samples (e.g.,  $n=3$ ) and majority vote can reduce variance; low-agreement cases become candidates for human adjudication, consistent with the paper’s caution about hallucination and over-interpretation.

### I.3 Privacy-preserving “gold artifacts”: de-identification pipelines and tooling

**Why this is not optional.** The paper explicitly notes that primary qualitative materials and codebooks are often closed due to privacy/confidentiality constraints, limiting reuse and evaluation, and that using external model services raises data governance and confidentiality risks unless de-identification and secure deployment are in place. Therefore, any recommendation to release shareable gold artifacts must come with a concrete privacy path.

**What to share (pragmatic tiering).** A realistic “shareable gold” bundle can be tiered:



- **Tier A (lowest risk):** codebook (definitions + boundary/counterexamples), model graphs (D2/D3/D4) with evidence pointers to excerpt IDs, and aggregate statistics (co-occurrence, precedence matrices). No raw text.
- **Tier B (moderate risk):** de-identified excerpts (redacted/pseudonymized) plus trace links to nodes/edges.
- **Tier C (high risk, controlled):** original raw transcripts under DUA / secure enclave; evaluation code runs “in place.”

**De-identification operations (what to remove/transform).** At minimum, target direct and quasi-identifiers:

- **Direct identifiers:** names, emails, phone numbers, IDs, usernames.
- **Quasi-identifiers:** specific dates, fine-grained locations, rare job titles, unique events.

Typical transformations:

- **Redaction:** remove span entirely (e.g., emails).
- **Pseudonymization:** replace with consistent placeholders (e.g., [PERSON\_7]), preserving within-document coreference.
- **Generalization:** “March 12, 2023” → “March 2023” or “2023”; “Cambridge, MA” → “Northeast US”.
- **Date shifting (optional):** add a random per-document offset while preserving intervals.

**Python tooling suggestions (drop-in building blocks).** A first implementation can combine:

- presidio-analyzer + presidio-anonymizer (PII detection + replacement rules)
- spacy (NER; custom entity ruler for domain-specific identifiers)
- stanza (alternative NER)
- scrubadub (simple PII scrubbing for common patterns)
- phonenumbers (robust phone parsing), regex for IDs, dateparser for date normalization

- rapidfuzz (string similarity to cluster mentions for consistent pseudonyms)

De-identification is not a guarantee; high-risk releases should still use Tier C controls.

## Pseudocode

Algorithm 2: De-identify a qualitative corpus with consistent  
↪ pseudonyms

```

Inputs:
  X: excerpts (text, doc_id, time, ...)
  pii_detectors: [Presidio, spaCy NER, regex detectors]
  policy: which entity types to redact vs pseudonymize vs generalize
Outputs:
  X': de-identified excerpts
  map_store: secure mapping (entity -> pseudonym) stored separately

1) Detect PII spans:
  spans := []
  for x in X:
    spans_x := UnionDetect(x.text, pii_detectors) # merge
    ↪ overlapping spans
    spans.append((x.excerpt_id, spans_x))

2) Canonicalize + cluster entities for consistency:
  ents := ExtractEntityStrings(spans)
  clusters := ClusterByStringSimilarity(ents, method=rapidfuzz,
    ↪ threshold=t)

3) Assign replacements:
  for cluster in clusters:
    pseud := MakePlaceholder(cluster.type) # e.g., [PERSON_3],
    ↪ [ORG_2]
    StoreSecure(map_store, cluster -> pseud) # access-controlled

4) Apply replacements:
  for x in X:
    x'.text := ReplaceSpans(x.text, spans_x, map_store, policy)
    x'.doc_id := HashOrRemap(doc_id) # optional
  return X'

```

## I.4 A simple code-relation induction algorithm: traceable pairwise induction + graph sparsification

**Goal.** To move beyond treating codes as independent labels (D1) and instead induce explicit inter-code relations (axial coding), we need algorithms that operationalize the transition from coding data-points to modeling relations. Below is a lightweight baseline that (i) proposes candidate relations via simple statistics/ordering cues, (ii) types and orients them using an LLM judge *with evidence*, and (iii) produces a sparse, auditable graph ready for D2/D3/D4 representations.

**Inputs.** Assume a coded corpus where each excerpt  $x$  has a set of codes  $C(x) \subseteq C$  (from a codebook), and (optionally) a time index.

**Step A: candidate generation (fast, deterministic).** Compute for each code pair  $(a, b)$ :

- **Co-occurrence strength:** PMI or log-odds based on counts over excerpts:

$$\text{PMI}(a, b) = \log \frac{p(a, b)}{p(a)p(b)}.$$

- **Temporal precedence (if time exists):** within each document, count how often  $a$  appears before  $b$  within a window  $w$ :

$$\text{Prec}(a \rightarrow b) = \frac{\#(a \text{ before } b)}{\#(a \text{ before } b) + \#(b \text{ before } a) + \epsilon}.$$

Generate candidate edges by thresholds (e.g.,  $\text{PMI} > \tau_{\text{pmi}}$  for association;  $\text{precedence} > \tau_{\text{prec}}$  for NEXT-like direction).

**Step B: relation typing and direction via evidence-anchored LLM judgments.** For each candidate pair, retrieve a small evidence set:

- **Support candidates:** excerpts where both codes occur (or occur in close temporal proximity).
- **Counterevidence candidates:** excerpts where  $a$  occurs without  $b$ , or where order reverses.

Ask the judge to classify relation type from a small ontology:

{NEXT, CO\_OCCURS, ENABLES, INHIBITS, CAUSES, PART\_OF, MODERATES, NONE}.

Store its decisions as EvidenceItems on the induced edge.

**Step C: graph sparsification (keep it interpretable).** To avoid “hairball” graphs:

- Keep top- $K$  edges per node by support score.
- For **D2** candidates, apply transitive reduction on NEXT edges (when acyclic) to keep only necessary order constraints.
- For **D4** candidates, detect cycles and aggregate them into Loop objects; compute loop sign if edges are signed.

**What this buys us immediately.** This baseline directly instantiates the paper’s call for “code relation induction algorithms” that explicitly move from open coding to inter-code relations (axial coding), and it produces artifacts that are (i) graph-native (usable for **D2/D3/D4**) and (ii) evidence-linked (scorable by the goodness-of-fit pipeline above), while acknowledging that sensitive corpora require de-identification and careful governance.