

Qualitative analysis and numerical investigations of time-fractional Zika virus model arising in population dynamics

GAURAV SAINI^{*}, BAPPA GHOSH[†], SUNITA CHAND[§]

Abstract

Epidemic models play a crucial role in population dynamics, offering valuable insights into disease transmission while aiding in epidemic prediction and control. In this paper, we analyze the mathematical model of the time-fractional Zika virus transmission for human and mosquito populations. The fractional derivative is considered in the Caputo sense of order $\alpha \in (0, 1)$. We begin by conducting a qualitative analysis using the stability theory of differential equations. The existence and uniqueness of the solution are established, and the model's stability is examined through Hyers-Ulam stability analysis. Furthermore, an efficient difference scheme utilizing the standard L1 technique is developed to simulate the model and analyze the solution's behavior under key parameters. The resulting nonlinear algebraic system is solved using the Newton-Raphson method. Finally, illustrative examples are presented to validate the theoretical findings. Graphical results indicate that the fractional model provides deeper insights and a better understanding of disease dynamics. These findings aid in controlling the virus through contact precautions and recommended therapies while also helping to predict its future spread.

Keywords: Zika virus, System of fractional model, Caputo derivative, L1 scheme, Qualitative analysis.

Mathematics Subject Classification: 26A33, 37M05, 92D25, 65L05.

^{*}Center for Data Science, Department of Computer Science and Engineering, Siksha 'O' Anusandhan (Deemed to be University), INDIA

[†]Center for Artificial Intelligence and Machine Learning, Department of Computer Science and Engineering, Siksha 'O' Anusandhan (Deemed to be University), INDIA

[‡]Corresponding author. Email-bg12.ghosh@gmail.com

[§]Department of Mathematics, Siksha 'O' Anusandhan (Deemed to be University), INDIA

1 Introduction

Fractional calculus is a natural extension of classical calculus, allowing differentiation and integration to be defined for arbitrary, non-integer orders. Fractional order differential equations (FDEs) play a crucial role in modeling complex systems with memory and hereditary properties, making them highly effective in various scientific and engineering domains such as viscoelasticity [21], anomalous diffusion [13], financial mathematics [4], population dynamics [23, 7], etc, for more details, one may refer [14, 10] and the reference therein, where traditional integer-order models fail to capture long-range dependencies and dynamic behavior accurately. Despite the computational challenges associated with solving fractional differential equations, their ability to provide more precise and flexible models makes fractional calculus an essential tool in modern mathematical modeling and applied sciences.

Population dynamics models are mathematical frameworks used to describe the changes in population sizes over time due to various biological and environmental factors, the spread of infectious diseases and developing effective control strategies in ecology, epidemiology, and resource management. Zika virus (ZIKV), an emerging arbovirus in the Flavivirus genus, is primarily transmitted by the *Aedes aegypti* mosquito [8]. First identified in Uganda's Zika forest in 1947, it caused sporadic human cases until its first major outbreak in Micronesia in 2007, infecting 75% of the population [3]. Subsequent epidemics occurred in French Polynesia (2013-2014) and spread to regions like Brazil and Mexico [22]. The infection typically causes mild symptoms such as fever, rash, headache, and conjunctivitis but is linked to severe neurological complications like Guillain-Barré syndrome and microcephaly [8]. The virus is primarily transmitted through the bite of infected *Aedes* mosquitoes, particularly *Aedes aegypti* and *Aedes albopictus*. These mosquitoes breed in stagnant water, making tropical and subtropical regions highly vulnerable to rapid transmission. Zika virus is primarily transmitted through mosquito bites but can also spread via maternal-fetal transmission, sexual contact, blood transfusions, organ transplants, and laboratory exposure. There is no specific treatment; management focuses on symptomatic relief with antihistamines and paracetamol. The classical Zika mathematical model is a compartmental model used to study the transmission dynamics of the Zika virus in a population. The classical Zika virus model for $t > 0$ is as follows [23]:

$$\begin{cases} \partial_t S_h(t) = \Lambda_h - \beta_1 S_h(t) I_h(t) - \beta_2 S_h(t) I_m(t) - k_1 S_h(t), \\ \partial_t I_h(t) = \beta_1 S_h(t) I_h(t) + \beta_2 S_h(t) I_m(t) - k_1 I_h(t), \\ \partial_t S_m(t) = \Lambda_m - \mu S_m(t) I_h(t) - k_2 S_m(t), \\ \partial_t I_m(t) = \mu S_m(t) I_h(t) - k_2 I_m(t), \end{cases} \quad (1.1)$$

subject to the initial conditions $S_m(0), I_h(0), S_h(0), I_m(0)$.

Symbol	Description
$\partial_t \equiv \frac{d}{dt}$	Differential operator with respect to time t
$S_h(t)$	Number of susceptible humans at time t
$I_h(t)$	Number of infected humans at time t
$S_m(t)$	Number of susceptible mosquitoes at time t
$I_m(t)$	Number of infected mosquitoes at time t
Λ_h	Rate at which humans enter the system
Λ_m	Rate at which mosquitoes enter the system
β_1	Human-to-human transmission rate of Zika virus
β_2	Mosquito-to-human transmission rate of Zika virus
μ	Transmission rate from humans to mosquitoes
k_1	Death rate of humans
k_2	Death rate of mosquitoes

A fractional order Zika virus (F-ZIKV) model is a mathematical framework that extends traditional integer-order epidemiological models by incorporating fractional derivatives, which allows researchers to analyze the disease's transmission dynamics more accurately. By considering memory effects in infection and recovery rates, fractional models can provide better estimations of disease persistence, peak infection times, and the long-term effectiveness of control measures. In this work, the following arbitrary-order Zika virus model is examined for $t > 0$ and subject to the positive initial conditions [5]:

$$\begin{cases} \mathcal{D}_t^\alpha S_h(t) = \Lambda_h - \beta_1 S_h(t) I_h(t) - \beta_2 S_h(t) I_m(t) - k_1 S_h(t), \\ \mathcal{D}_t^\alpha I_h(t) = \beta_1 S_h(t) I_h(t) + \beta_2 S_h(t) I_m(t) - k_1 I_h(t), \\ \mathcal{D}_t^\alpha S_m(t) = \Lambda_m - \mu S_m(t) I_h(t) - k_2 S_m(t), \\ \mathcal{D}_t^\alpha I_m(t) = \mu S_m(t) I_h(t) - k_2 I_m(t), \end{cases} \quad (1.2)$$

where the differential operator \mathcal{D}_t^α is considered in the Caputo sense of order $\alpha \in (0, 1)$.

Mathematical modeling has played a crucial role in understanding the transmission dynamics of the Zika virus, evaluating intervention strategies, and predicting outbreak patterns. Finding the exact solutions of the fractional order system is rarely accessible and usually complicated because of its nonlinear and nonlocal nature [16]. Consequently, suitable work has been done on the development of the numerical and semi-analytical techniques to find the desired approximate solution [18]. To mention a few: Six Zika virus epidemic models were introduced based on the general vector-borne model and different transmission routes by Tuncer et al. in [19]. They investigated disease transmission, infectious classes, and model parameters through Monte Carlo simulations. In [2], Beguma et al. used the Atangana-Baleanu fractional derivative to model Zika virus spread, capturing complex dynamics like

memory effects, investigated solution existence and stability via fixed-point techniques. Numerical simulations with Lagrange polynomial interpolation compare fractional and classical models to assess the impact of fractional parameters on disease dynamics. In [11], Kumar and Zeidan employed the Legendre spectral method to solve the Zika virus model involving the Atangana–Baleanu Caputo fractional derivative. Stability analysis ensures the reliability of the method. The model parameters are estimated and validated numerically by investigating the effect of fractional order exponent on various cases. Thaiprayoon et al. [20] established the existence and uniqueness of solutions for the fractional Zika virus infection model using Banach’s and Schauder’s fixed-point theorems. Furthermore, they employed the corrector-predictor algorithm to approximate the solutions and investigate the model’s dynamical behavior. Ali et al. [1] conducted sensitivity analyses of the fractional Zika virus model for both mosquito and human transmission. They demonstrated the model’s asymptotic stability using the Castillo-Chavez approach. In [15], Prasad et al. studied fractional-order SEIR-SEI model for Zika virus transmission, improving upon the classical model by incorporating memory effects. Analyzed outbreaks across eight regions (2013–2016), the fractional model better fits data, enhances parameter estimation, and provides a more accurate epidemic threshold, improving ZIKV transmission analysis and prediction. Farman et al., in [6], studied stability analysis as well as qualitative analysis of the fractional-order Zika model. Numerical simulations are performed to present comparison results for different fractional orders as well as for the classical model.

Motivated by the existing literature, we conduct a qualitative study on the Zika virus model involving an arbitrary-order derivative, focusing on the existence, uniqueness, and stability of its analytical solution. Additionally, we propose an efficient iterative difference scheme based on the standard L1 technique to approximate the solution of the nonlinear system (1.2). Theoretical analysis and illustrative test examples validate the accuracy and efficiency of the proposed method. The structure of the paper is as follows: In Section 2, we present fundamental definitions from fractional calculus. The existence of the analytical solution of (1.2) is discussed in Section 3, while Section 4 establishes its uniqueness. Stability results for (1.2) are derived in Section 4.1. The construction of the numerical scheme for solving (1.2) is provided in Section 5. Section 6 focuses on numerical simulations, and concluding remarks are presented in Section 7.

2 Definitions and notations

The following definitions and properties will be useful for this work. For more details one may refer [14].

Definition 2.1. *Let $\phi(x) \in \mathcal{C}[a, b]$, the Riemann-Liouville fractional integral of order $\nu \in \mathbb{R}^+$ of $\phi(x)$ is defined by:*

$$J_t^\nu \phi(x) := \frac{1}{\Gamma(\nu)} \int_a^x (x-t)^{\nu-1} \phi(t) dt.$$

$\Gamma(\cdot)$ being Euler’s gamma function.

Definition 2.2. Let $n-1 < \nu \leq n, n \in \mathbb{N}$. The Caputo fractional derivative of order $\nu \in \mathbb{R}^+$ of the function $\phi(x) \in \mathcal{C}^n[a, b]$, is defined by

$$\mathcal{D}_t^\nu \phi(x) := J_t^{n-\nu} \phi^{(n)}(x) = \begin{cases} \frac{1}{\Gamma(n-\nu)} \int_a^x (x-t)^{n-\nu-1} \phi^{(n)}(t) dt & \text{if } n-1 < \nu < n, \\ \phi^{(n)}(x) & \text{if } \nu = n. \end{cases}$$

Definition 2.3. The two parameters $\beta, \gamma > 0$ Mittag-Leffler function is defined by:

$$E_{\beta, \gamma}(z) = \sum_{k=0}^{\infty} \frac{z^k}{\Gamma(\beta k + \gamma)}, \quad z \in \mathbb{C}.$$

The following are some basic properties of the fractional calculus:

- Linearity: Let λ_1, λ_2 , be positive constants, then

$$\begin{aligned} J_x^\nu \{\lambda_1 \varphi_1(x) \pm \lambda_2 \varphi_2(x)\} &= \lambda_1 J_x^\nu \varphi_1(x) \pm \lambda_2 J_x^\nu \varphi_2(x), \\ \mathcal{D}_x^\nu \{\lambda_1 \varphi_1(x) \pm \lambda_2 \varphi_2(x)\} &= \lambda_1 \mathcal{D}_x^\nu \varphi_1(x) \pm \lambda_2 \mathcal{D}_x^\nu \varphi_2(x). \end{aligned}$$

- For $x \in [a, b]$, $m-1 < \nu < m$, we have

$$\mathcal{D}_x^\nu J_x^\nu \varphi(x) = \varphi(x) \quad \text{and} \quad J_x^\nu \mathcal{D}_x^\nu \varphi(x) = \varphi(x) - \sum_{k=0}^{n-1} \varphi^{(k)}(a^+) \frac{(x-a)^k}{k!}, \quad x > a.$$

3 Existence of the solution

In this section, we analyze the existence of a solution for the fractional-order Zika virus model using fixed-point techniques. Applying Riemann-Liouville fractional integral operator on the both sides of the model (1.2), we have

$$\begin{cases} S_h(t) = S_h(0) + \frac{1}{\Gamma(\alpha)} \int_0^t (t-z)^{\alpha-1} W_1(z, S_h(z)) dz, \\ I_h(t) = I_h(0) + \frac{1}{\Gamma(\alpha)} \int_0^t (t-z)^{\alpha-1} W_2(z, I_h(z)) dz, \\ S_m(t) = S_m(0) + \frac{1}{\Gamma(\alpha)} \int_0^t (t-z)^{\alpha-1} W_3(z, S_m(z)) dz, \\ I_m(t) = I_m(0) + \frac{1}{\Gamma(\alpha)} \int_0^t (t-z)^{\alpha-1} W_4(z, I_m(z)) dz, \end{cases}$$

where $S_h(0), I_h(0), S_m(0), I_m(0)$ are the initial conditions and

$$\begin{cases} W_1(t, S_h(t)) = \Lambda_h - \beta_1 S_h(t) I_h(t) - \beta_2 S_h(t) I_m(t) - k_1 S_h(t), \\ W_2(t, I_h(t)) = \beta_1 S_h(t) I_h(t) + \beta_2 S_h(t) I_m(t) - k_1 I_h(t), \\ W_3(t, S_m(t)) = \Lambda_m - \mu S_m(t) I_h(t) - k_2 S_m(t), \\ W_4(t, I_m(t)) = \mu S_m(t) I_h(t) - k_2 I_m(t). \end{cases}$$

Assumptions (C_1) : Assuming that the functions $S_h(z)$, $I_h(z)$, $S_m(z)$, $I_m(z)$, $S_h^1(z)$, $I_h^1(z)$, $S_m^1(z)$, $I_m^1(z)$ all belong to $L^1[0, 1]$, and $\|I_h\| \leq q_1$, $\|I_m\| \leq q_2$, $\|S_h\| \leq q_3$ for some real constants q_1, q_2, q_3 .

Theorem 3.1. *The kernels W_1, W_2, W_3, W_4 satisfy the Lipschitz conditions under the assumptions (C_1), provided that $0 \leq \eta_i < 1$ for all $i = 1, 2, 3, 4$.*

Proof. First, we prove that the kernel $W_1(t, S_h)$ satisfies the Lipschitz condition. Therefore, we have

$$\begin{aligned} \|W_1(t, S_h^1) - W_1(t, S_h^2)\| &= \|\Lambda_h - \beta_1 S_h^1 I_h - \beta_2 S_h^1 I_m - k_1 S_h^1 - (\Lambda_h - \beta_1 S_h^2 I_h - \beta_2 S_h^2 I_m - k_1 S_h^2)\| \\ &= \|\beta_1 I_h (S_h^2 - S_h^1) + \beta_2 I_m (S_h^2 - S_h^1) + k_1 (S_h^2 - S_h^1)\| \\ &\leq (\beta_1 q_1 + \beta_2 q_2 + k_1) \|S_h^2 - S_h^1\| \\ &\leq \eta_1 \|S_h^2 - S_h^1\|, \end{aligned}$$

where $\eta_1 = \beta_1 q_1 + \beta_2 q_2 + k_1$. Hence, W_1 satisfies Lipschitz condition for $\eta_1 < 1$. Next, we prove that $W_2(t, I_h)$ satisfies Lipschitz condition. For this, we have

$$\begin{aligned} \|W_2(t, I_h^1) - W_2(t, I_h^2)\| &= \|\beta_1 S_h I_h^1 + \beta_2 S_h I_m - k_1 I_h^1 - (\beta_1 S_h I_h^2 + \beta_2 S_h I_m - k_1 I_h^2)\| \\ &= (\beta_1 q_3 + k_1) \|I_h^1 - I_h^2\| \\ &\leq \eta_2 \|I_h^1 - I_h^2\|, \end{aligned}$$

where $\eta_2 = \beta_1 q_3 + k_1$. Thus, we conclude that W_2 satisfies the Lipschitz condition provided that $\eta_2 < 1$. Similarly, we have

$$\begin{aligned} \|W_3(S_m^1) - W_3(S_m^2)\| &= \|\Lambda_m - \mu S_m^1 I_h - k_2 S_m^1 - (\Lambda_m - \mu S_m^2 I_h - k_2 S_m^2)\| \\ &\leq (\mu q_1 + k_2) \|S_m^1 - S_m^2\| \\ &\leq \eta_3 \|S_m^1 - S_m^2\|, \end{aligned}$$

where $\eta_3 = \mu q_1 + k_2$, and

$$\begin{aligned} \|W_4(I_m^1) - W_4(I_m^2)\| &= \|\mu S_m I_h - k_2 I_m^1 - (\mu S_m I_h - k_2 I_m^2)\| \\ &\leq \eta_4 \|I_m^1 - I_m^2\|, \end{aligned}$$

where $\eta_4 = k_2$. Thus, W_i satisfies the Lipschitz condition with $\eta_i < 1$ for $i = 1, 2, 3, 4$, thereby completing the proof. \square

Now, we reformulate the system using the kernels W_i , with the initial conditions $S_h(0) = I_h(0) = S_m(0) = I_m(0) = 0$.

$$\begin{cases} S_h(t) = \frac{1}{\Gamma(\alpha)} \int_0^t (t-z)^{\alpha-1} W_1(z, S_h(z)) dz, \\ I_h(t) = \frac{1}{\Gamma(\alpha)} \int_0^t (t-z)^{\alpha-1} W_2(z, I_h(z)) dz, \\ S_m(t) = \frac{1}{\Gamma(\alpha)} \int_0^t (t-z)^{\alpha-1} W_3(z, S_m(z)) dz, \\ I_m(t) = \frac{1}{\Gamma(\alpha)} \int_0^t (t-z)^{\alpha-1} W_4(z, I_m(z)) dz. \end{cases} \quad (3.1)$$

Let us define the following recursive formulas:

$$\begin{cases} S_{h_k}(t) = \frac{1}{\Gamma(\alpha)} \int_0^t (t-z)^{\alpha-1} W_1(z, S_{h_{k-1}}(z)) dz, \\ I_{h_k}(t) = \frac{1}{\Gamma(\alpha)} \int_0^t (t-z)^{\alpha-1} W_2(z, I_{h_{k-1}}(z)) dz, \\ S_{h_k}(t) = \frac{1}{\Gamma(\alpha)} \int_0^t (t-z)^{\alpha-1} W_3(z, S_{h_{k-1}}(z)) dz, \\ I_{h_k}(t) = \frac{1}{\Gamma(\alpha)} \int_0^t (t-z)^{\alpha-1} W_4(z, I_{h_{k-1}}(z)) dz. \end{cases}$$

Theorem 3.2. *The fractional order Zika virus model (1.2) admits a solution if the following condition holds $\sigma = \max\{\eta_1, \eta_2, \eta_3, \eta_4\} \leq 1$.*

Proof. We begin by estimating the difference between two successive approximations of the susceptible human population and taking the norm, we have:

$$\begin{aligned} \|DS_{h_{k+1}}(t)\| &= \|S_{h_{k+1}}(t) - S_{h_k}(t)\| \\ &= \left\| \frac{1}{\Gamma(\alpha)} \int_0^t (t-z)^{\alpha-1} [W_1(z, S_{h_k}(z)) - W_1(z, S_{h_{k-1}}(z))] dz \right\| \\ &\leq \frac{1}{\Gamma(\alpha)} \int_0^t (t-z)^{\alpha-1} \| [W_1(z, S_{h_k}(z)) - W_1(z, S_{h_{k-1}}(z))] \| dz. \end{aligned}$$

Next, we consider the difference in the approximated infected human population at time t :

$$\begin{aligned} \|DI_{h_{k+1}}(t)\| &= \|I_{h_{k+1}}(t) - I_{h_k}(t)\| \\ &= \left\| \frac{1}{\Gamma(\alpha)} \int_0^t (t-z)^{\alpha-1} [W_2(z, I_{h_k}(z)) - W_2(z, I_{h_{k-1}}(z))] dz \right\| \\ &\leq \frac{1}{\Gamma(\alpha)} \int_0^t (t-z)^{\alpha-1} \| [W_2(z, I_{h_k}(z)) - W_2(z, I_{h_{k-1}}(z))] \| dz. \end{aligned}$$

We now analyze the difference between successive approximations of the susceptible mosquito population:

$$\begin{aligned}
\|DS_{m_{k+1}}(t)\| &= \|S_{m_{k+1}}(t) - S_{m_k}(t)\| \\
&= \left\| \frac{1}{\Gamma(\alpha)} \int_0^t (t-z)^{\alpha-1} [W_3(z, S_{m_k}(z)) - W_3(z, S_{m_{k-1}}(z))] dz \right\| \\
&\leq \frac{1}{\Gamma(\alpha)} \int_0^t (t-z)^{\alpha-1} \| [W_3(z, S_{m_k}(z)) - W_3(z, S_{m_{k-1}}(z))] \| dz.
\end{aligned}$$

Lastly, we estimate the difference in the infected mosquito population approximation at time t :

$$\begin{aligned}
\|DI_{m_{k+1}}(t)\| &= \|I_{m_{k+1}}(t) - I_{m_k}(t)\| \\
&= \left\| \frac{1}{\Gamma(\alpha)} \int_0^t (t-z)^{\alpha-1} [W_4(z, I_{m_k}(z)) - W_4(z, I_{m_{k-1}}(z))] dz \right\| \\
&\leq \frac{1}{\Gamma(\alpha)} \int_0^t (t-z)^{\alpha-1} \| [W_4(z, I_{m_k}(z)) - W_4(z, I_{m_{k-1}}(z))] \| dz.
\end{aligned}$$

Now, we show that the sequence $\{S_{h_n}(t)\}$ converges to the exact solution $S_h(t)$ as $n \rightarrow \infty$:

$$\begin{aligned}
\|S_{h_{n+1}}(t) - S_h(t)\| &= \frac{1}{\Gamma(\alpha)} \int_0^t (t-z)^{\alpha-1} \|W_1(z, S_{h_n}(z)) - W_1(z, S_h(z))\| dz \\
&\leq \frac{\eta_1}{\Gamma(\alpha)} \int_0^t (t-z)^{\alpha-1} \|S_{h_n}(z) - S_h(z)\| dz,
\end{aligned}$$

where $\eta_1 < 1$. Using recursive estimation and contraction, we obtain:

$$\|S_{h_{n+1}}(t) - S_h(t)\| \leq \left(\frac{\eta_1 t^\alpha}{\Gamma(1+\alpha)} \right)^n \|S_{h_1}(t) - S_h(t)\|,$$

and as $n \rightarrow \infty$, we get $S_{h_n}(t) \rightarrow S_h(t)$.

Similarly, we show that sequence $\{I_{h_n}\}, \{S_{m_n}\}, \{I_{m_n}\}$ converge to the exact solutions as $n \rightarrow \infty$:

$$\begin{aligned}
\|I_{h_{n+1}}(t) - I_h(t)\| &\leq \frac{\eta_2}{\Gamma(\alpha)} \int_0^t (t-z)^{\alpha-1} \|I_{h_n}(z) - I_h(z)\| dz \\
&\leq \left(\frac{\eta_2 t^\alpha}{\Gamma(1+\alpha)} \right)^n \|I_{h_1}(t) - I_h(t)\|, \\
\|S_{m_{n+1}}(t) - S_m(t)\| &\leq \frac{\eta_3}{\Gamma(\alpha)} \int_0^t (t-z)^{\alpha-1} \|S_{m_n}(z) - S_m(z)\| dz \\
&\leq \left(\frac{\eta_3 t^\alpha}{\Gamma(1+\alpha)} \right)^n \|S_{m_1}(t) - S_m(t)\|, \\
\|I_{m_{n+1}}(t) - I_m(t)\| &\leq \frac{\eta_4}{\Gamma(\alpha)} \int_0^t (t-z)^{\alpha-1} \|I_{m_n}(z) - I_m(z)\| dz \\
&\leq \left(\frac{\eta_4 t^\alpha}{\Gamma(1+\alpha)} \right)^n \|I_{m_1}(t) - I_m(t)\|.
\end{aligned}$$

Hence, all sequences converge to their corresponding exact solutions, and the proof is complete. \square

4 Uniqueness of the solution

Next, we demonstrate the uniqueness of solutions for the fractional-order Zika virus model.

Theorem 4.1 (Uniqueness of solution). *The fractional-order Zika virus model (1.2) possesses a unique solution if the following condition holds:*

$$\frac{\eta_i t^\alpha}{\Gamma(1+\alpha)} < 1 \quad \text{for } i = 1, 2, 3, 4,$$

where η_i are the Lipschitz constants corresponding to the kernels W_i , and $\alpha \in (0, 1)$ is the fractional order.

Proof. We proceed by contradiction, assuming that there exists another solution of the given model (1.2), denoted by $S_h^*, I_h^*, S_m^*, I_m^*$. Then we have

$$\begin{cases} S_h^*(t) = \frac{1}{\Gamma(\alpha)} \int_0^t (t-z)^{\alpha-1} W_1(z, S_h^*(z)) dz, \\ I_h^*(t) = \frac{1}{\Gamma(\alpha)} \int_0^t (t-z)^{\alpha-1} W_2(z, I_h^*(z)) dz, \\ S_m^*(t) = \frac{1}{\Gamma(\alpha)} \int_0^t (t-z)^{\alpha-1} W_3(z, S_m^*(z)) dz, \\ I_m^*(t) = \frac{1}{\Gamma(\alpha)} \int_0^t (t-z)^{\alpha-1} W_4(z, I_m^*(z)) dz. \end{cases}$$

Now, taking the norm and applying the Lipschitz condition, we get

$$\begin{aligned} \|S_h - S_h^*\| &\leq \frac{1}{\Gamma(\alpha)} \int_0^t (t-z)^{\alpha-1} \|W_1(z, S_h(z)) - W_1(z, S_h^*(z))\| dz \\ &\leq \frac{\eta_1}{\Gamma(\alpha)} \int_0^t (t-z)^{\alpha-1} \|S_h(z) - S_h^*(z)\| dz \\ &\leq \frac{\eta_1 t^\alpha}{\Gamma(1+\alpha)} \|S_h - S_h^*\|. \end{aligned}$$

The inequality holds if $\frac{\eta_1 t^\alpha}{\Gamma(1+\alpha)} < 1$, implying $\|S_h - S_h^*\| = 0$, and hence $S_h = S_h^*$. Similarly,

$$\begin{aligned} \|I_h - I_h^*\| &\leq \frac{1}{\Gamma(\alpha)} \int_0^t (t-z)^{\alpha-1} \|W_2(z, I_h(z)) - W_2(z, I_h^*(z))\| dz \\ &\leq \frac{\eta_2 t^\alpha}{\Gamma(1+\alpha)} \|I_h - I_h^*\| \Rightarrow I_h = I_h^*. \end{aligned}$$

$$\begin{aligned}
\|S_m - S_m^*\| &\leq \frac{1}{\Gamma(\alpha)} \int_0^t (t-z)^{\alpha-1} \|W_3(z, S_m(z)) - W_3(z, S_m^*(z))\| dz \\
&\leq \frac{\eta_3 t^\alpha}{\Gamma(1+\alpha)} \|S_m - S_m^*\| \Rightarrow S_m = S_m^*. \\
\|I_m - I_m^*\| &\leq \frac{1}{\Gamma(\alpha)} \int_0^t (t-z)^{\alpha-1} \|W_4(z, I_m(z)) - W_4(z, I_m^*(z))\| dz \\
&\leq \frac{\eta_4 t^\alpha}{\Gamma(1+\alpha)} \|I_m - I_m^*\| \Rightarrow I_m = I_m^*.
\end{aligned}$$

Therefore, we conclude that $S_h = S_h^*$, $I_h = I_h^*$, $S_m = S_m^*$, $I_m = I_m^*$, confirming that the model (1.2) has a unique solution. \square

4.1 Stability of the solution

Definition 4.2 (Hyers-Ulam stability [9]). *The fractional integral system described in (3.1) is considered Hyers-Ulam stable if there exist constants $\delta_i > 0$ for $i = 1, 2, 3, 4$, satisfying the following relations for every $\zeta_i > 0$:*

$$\begin{aligned}
\left| S_h(z) - \frac{1}{\Gamma(\alpha)} \int_0^t (t-z)^{\alpha-1} W_1(z, S_h(z)) dz \right| &\leq \zeta_1, \\
\left| I_h(z) - \frac{1}{\Gamma(\alpha)} \int_0^t (t-z)^{\alpha-1} W_2(z, I_h(z)) dz \right| &\leq \zeta_2, \\
\left| S_m(z) - \frac{1}{\Gamma(\alpha)} \int_0^t (t-z)^{\alpha-1} W_3(z, S_m(z)) dz \right| &\leq \zeta_3, \\
\left| I_m(z) - \frac{1}{\Gamma(\alpha)} \int_0^t (t-z)^{\alpha-1} W_4(z, I_m(z)) dz \right| &\leq \zeta_4.
\end{aligned}$$

Now, let there exist functions $\bar{S}_h(z), \bar{I}_h(z), \bar{S}_m(z), \bar{I}_m(z)$ satisfying

$$\begin{aligned}
\bar{S}_h(z) &= \frac{1}{\Gamma(\alpha)} \int_0^t (t-z)^{\alpha-1} W_1(z, \bar{S}_h(z)) dz & \bar{I}_h(z) &= \frac{1}{\Gamma(\alpha)} \int_0^t (t-z)^{\alpha-1} W_2(z, \bar{I}_h(z)) dz \\
\bar{S}_m(z) &= \frac{1}{\Gamma(\alpha)} \int_0^t (t-z)^{\alpha-1} W_3(z, \bar{S}_m(z)) dz & \bar{I}_m(z) &= \frac{1}{\Gamma(\alpha)} \int_0^t (t-z)^{\alpha-1} W_4(z, \bar{I}_m(z)) dz.
\end{aligned}$$

such that

$$\begin{aligned}
|S_h(z) - \bar{S}_h(z)| &= \frac{1}{\Gamma(\alpha)} \int_0^t (t-z)^{\alpha-1} |W_1(z, S_h(z)) - W_1(z, \bar{S}_h(z))| dz \\
&\leq \frac{\eta_1}{\Gamma(\alpha)} \int_0^t (t-z)^{\alpha-1} |S_h(z) - \bar{S}_h(z)| dz \\
&\leq \frac{\eta_1 t^\alpha}{\Gamma(1+\alpha)} \|S_h - \bar{S}_h\|.
\end{aligned}$$

Let $\zeta_1^* = \frac{t^\alpha}{\Gamma(1+\alpha)} \|S_h - \bar{S}_h\|$ and $\delta_1 = \eta_1$, so the inequality becomes $|S_h(z) - \bar{S}_h(z)| \leq \zeta_1^* \delta_1$. Similarly, we have

$$|I_h(z) - \bar{I}_h(z)| \leq \zeta_2^* \delta_2, \quad |S_m(z) - \bar{S}_m(z)| \leq \zeta_3^* \delta_3, \quad |I_m(z) - \bar{I}_m(z)| \leq \zeta_4^* \delta_4.$$

Theorem 4.3 (Hyers-Ulam stability). *Under the given assumptions, the fractional-order Zika virus model is Hyers-Ulam stable.*

Proof. According to the uniqueness Theorem 4.1, the model (1.2) has a unique solution $S_h(z), I_h(z), S_m(z), I_m(z)$. Let the approximate solution of the model (1.2) be denoted by $S_h^*(z), I_h^*(z), S_m^*(z), I_m^*(z)$. Therefore, we have

$$\begin{aligned} |S_h(z) - S_h^*(z)| &= \frac{1}{\Gamma(\alpha)} \int_0^t (t-z)^{\alpha-1} |W_1(z, S_h(z)) - W_1(z, S_h^*(z))| dz \\ &\leq \frac{\eta_1}{\Gamma(\alpha)} \int_0^t (t-z)^{\alpha-1} |S_h(z) - S_h^*(z)| dz \\ &\leq \frac{\eta_1 t^\alpha}{\Gamma(1+\alpha)} \|S_h - S_h^*\|. \end{aligned}$$

Let $\eta_1^* = \frac{t^\alpha}{\Gamma(1+\alpha)} \|S_h - S_h^*\|$ and $\delta_1^* = \eta_1$, so the inequality becomes $|S_h(z) - S_h^*(z)| \leq \eta_1^* \delta_1^*$.

Similarly,

$$\begin{aligned} |I_h(z) - I_h^*(z)| &\leq \frac{\eta_2}{\Gamma(\alpha)} \int_0^t (t-z)^{\alpha-1} |I_h(z) - I_h^*(z)| dz \\ &\leq \frac{\eta_2 t^\alpha}{\Gamma(1+\alpha)} \|I_h - I_h^*\|. \end{aligned}$$

Let $\eta_2^* = \frac{t^\alpha}{\Gamma(1+\alpha)} \|I_h - I_h^*\|$, $\delta_2^* = \eta_2$, hence $|I_h(z) - I_h^*(z)| \leq \eta_2^* \delta_2^*$.

Also,

$$\begin{aligned} |S_m(z) - S_m^*(z)| &\leq \frac{\eta_3}{\Gamma(\alpha)} \int_0^t (t-z)^{\alpha-1} |S_m(z) - S_m^*(z)| dz \\ &\leq \frac{\eta_3 t^\alpha}{\Gamma(1+\alpha)} \|S_m - S_m^*\|. \end{aligned}$$

Let $\eta_3^* = \frac{t^\alpha}{\Gamma(1+\alpha)} \|S_m - S_m^*\|$, $\delta_3^* = \eta_3$, so $|S_m(z) - S_m^*(z)| \leq \eta_3^* \delta_3^*$.

Finally,

$$\begin{aligned} |I_m(z) - I_m^*(z)| &\leq \frac{\eta_4}{\Gamma(\alpha)} \int_0^t (t-z)^{\alpha-1} |I_m(z) - I_m^*(z)| dz \\ &\leq \frac{\eta_4 t^\alpha}{\Gamma(1+\alpha)} \|I_m - I_m^*\|. \end{aligned}$$

Let $\eta_4^* = \frac{t^\alpha}{\Gamma(1+\alpha)} \|I_m - I_m^*\|$, $\delta_4^* = \eta_4$, hence $|I_m(z) - I_m^*(z)| \leq \eta_4^* \delta_4^*$, which completes the proof. \square

5 The discretized problem

Consider N to be a positive integer and construct a uniform grid $\{t_j = j\tau \text{ for } j = 0, 1, \dots, N\}$ with step length $\tau = T/N$. The Caputo fractional derivative $\mathcal{D}_t^\alpha S_h(t)$ at t_j for $j = 1, 2, \dots, N$ can be written as

$$\mathcal{D}_t^\alpha S_h(t_j) = \frac{1}{\Gamma(1-\alpha)} \sum_{k=0}^{j-1} \int_{z=t_k}^{t_{k+1}} (t_j - z)^{-\alpha} S_h'(z) dz,$$

which can be approximated using L1 scheme [12] as

$$\begin{aligned} \mathcal{D}_N^\alpha S_h(t_j) &= \frac{1}{\Gamma(1-\alpha)} \sum_{k=0}^{j-1} \frac{1}{\tau} [S_h(t_{k+1}) - S_h(t_k)] \int_{z=t_k}^{t_{k+1}} (t_j - z)^{-\alpha} dz \\ &= \frac{\tau^{-\alpha}}{\Gamma(2-\alpha)} \sum_{k=0}^{j-1} [S_h(t_{k+1}) - S_h(t_k)] d_{j-k} \\ &= \frac{\tau^{-\alpha}}{\Gamma(2-\alpha)} \left[S_h(t_j) d_1 + \sum_{k=1}^{j-1} (d_{j-k+1} - d_{j-k}) S_h(t_k) - S_h(t_0) d_j \right], \end{aligned} \quad (5.1)$$

where $d_p = \frac{\tau^{-\alpha}}{\Gamma(2-\alpha)} [p^{1-\alpha} - (p-1)^{1-\alpha}]$ for $p = 1, 2, \dots, N$. Similarly, the L1 discretization of $\mathcal{D}_t^\alpha I_h(t)$, $\mathcal{D}_t^\alpha S_m(t)$ and $\mathcal{D}_t^\alpha I_m(t)$ at t_j for $j = 1, 2, \dots, N$ are

$$\mathcal{D}_N^\alpha I_h(t_j) = \sum_{k=0}^{j-1} [I_h(t_{k+1}) - I_h(t_k)] d_{j-k}, \quad (5.2)$$

$$\mathcal{D}_N^\alpha S_m(t_j) = \sum_{k=0}^{j-1} [S_m(t_{k+1}) - S_m(t_k)] d_{j-k}, \quad (5.3)$$

and

$$\mathcal{D}_N^\alpha I_m(t_j) = \sum_{k=0}^{j-1} [I_m(t_{k+1}) - I_m(t_k)] d_{j-k}, \quad (5.4)$$

respectively. Substituting the approximation formulas (5.1) (5.4) to the model (1.2), we have

$$\begin{cases} \mathcal{D}_N^\alpha S_h(t_j) = \Lambda_h - \beta_1 S_h(t_j) I_h(t_j) - \beta_2 S_h(t_j) I_m(t_j) - k_1 S_h(t_j), \\ \mathcal{D}_N^\alpha I_h(t_j) = \beta_1 S_h(t_j) I_h(t_j) + \beta_2 S_h(t_j) I_m(t_j) - k_1 I_h(t_j), \\ \mathcal{D}_N^\alpha S_m(t_j) = \Lambda_m - \mu S_m(t_j) I_h(t_j) - k_2 S_m(t_j), \\ \mathcal{D}_N^\alpha I_m(t_j) = \mu S_m(t_j) I_h(t_j) - k_2 I_m(t_j). \end{cases} \quad (5.5)$$

After simplification, the difference equation (5.5) can be written as

$$\left\{ \begin{array}{l} (d_1 + k_1)S_h(t_j) + \beta_1 S_h(t_j)I_h(t_j) + \beta_2 S_h(t_j)I_m(t_j) - \Lambda_h + \sum_{k=1}^{j-1} (d_{j-k+1} - d_{j-k})S_h(t_k) - S_h(t_0)d_j = 0, \\ (d_1 + k_1)I_h(t_j) - \beta_1 S_h(t_j)I_h(t_j) - \beta_2 S_h(t_j)I_m(t_j) + \sum_{k=1}^{j-1} (d_{j-k+1} - d_{j-k})I_h(t_k) - I_h(t_0)d_j = 0, \\ (d_1 + k_2)S_m(t_j) + \mu S_m(t_j)I_h(t_j) - \Lambda_m + \sum_{k=1}^{j-1} (d_{j-k+1} - d_{j-k})S_m(t_k) - S_m(t_0)d_j = 0, \\ (d_1 + k_2)I_m(t_j) - \mu S_m(t_j)I_h(t_j) + \sum_{k=1}^{j-1} (d_{j-k+1} - d_{j-k})I_m(t_k) - I_m(t_0)d_j = 0, \end{array} \right. \quad (5.6)$$

for $j = 1, 2, \dots, N$. The corresponding discrete system (5.6) reduces to

$$\left\{ \begin{array}{l} F_1(S_h(t_j), I_h(t_j), S_m(t_j), I_m(t_j)) = 0, \\ F_2(S_h(t_j), I_h(t_j), S_m(t_j), I_m(t_j)) = 0, \\ F_3(S_h(t_j), I_h(t_j), S_m(t_j), I_m(t_j)) = 0, \\ F_4(S_h(t_j), I_h(t_j), S_m(t_j), I_m(t_j)) = 0, \\ S_h(t_j) \geq 0, I_h(t_j) \geq 0, S_m(t_j) \geq 0, I_m(t_j) \geq 0, \end{array} \right. \quad (5.7)$$

for $j = 1, 2, \dots, N$. Clearly, (5.7) is a nonlinear system of explicit algebraic equation. We can solve the above system of equations using the standard Newton-Raphson method. Consider, $[S_h^{(0)}(t_j), I_h^{(0)}(t_j), S_m^{(0)}(t_j), I_m^{(0)}(t_j)]^T = [0, 0, 0, 0]^T$ to be the initial guess. Then after n^{th} iteration, the approximate root of the system (5.7) is

$$\begin{bmatrix} S_h^{(n)}(t_j) \\ I_h^{(n)}(t_j) \\ S_m^{(n)}(t_j) \\ I_m^{(n)}(t_j) \end{bmatrix} = \begin{bmatrix} S_h^{(n-1)}(t_j) \\ I_h^{(n-1)}(t_j) \\ S_m^{(n-1)}(t_j) \\ I_m^{(n-1)}(t_j) \end{bmatrix} - J_{(n-1)}^{-1} \begin{bmatrix} F_1(S_h^{(n-1)}(t_j), I_h^{(n-1)}(t_j), S_m^{(n-1)}(t_j), I_m^{(n-1)}(t_j)) \\ F_2(S_h^{(n-1)}(t_j), I_h^{(n-1)}(t_j), S_m^{(n-1)}(t_j), I_m^{(n-1)}(t_j)) \\ F_3(S_h^{(n-1)}(t_j), I_h^{(n-1)}(t_j), S_m^{(n-1)}(t_j), I_m^{(n-1)}(t_j)) \\ F_4(S_h^{(n-1)}(t_j), I_h^{(n-1)}(t_j), S_m^{(n-1)}(t_j), I_m^{(n-1)}(t_j)) \end{bmatrix},$$

where $J_{(p)}$

$$= \begin{bmatrix} \frac{\partial F_1}{\partial s}(s, I_h^{(p)}(t_j), S_m^{(p)}(t_j), I_m^{(p)}(t_j)) \Big|_{s=S_h^{(p)}(t_j)} & \frac{\partial F_1}{\partial s}(S_h^{(p)}(t_j), s, S_m^{(p)}(t_j), I_m^{(p)}(t_j)) \Big|_{s=I_h^{(p)}(t_j)} & \frac{\partial F_1}{\partial s}(S_h^{(p)}(t_j), I_h^{(p)}(t_j), s, I_m^{(p)}(t_j)) \Big|_{s=S_m^{(p)}(t_j)} & \frac{\partial F_1}{\partial s}(S_h^{(p)}(t_j), I_h^{(p)}(t_j), S_m^{(p)}(t_j), s) \Big|_{s=I_m^{(p)}(t_j)} \\ \frac{\partial F_2}{\partial s}(s, I_h^{(p)}(t_j), S_m^{(p)}(t_j), I_m^{(p)}(t_j)) \Big|_{s=S_h^{(p)}(t_j)} & \frac{\partial F_2}{\partial s}(S_h^{(p)}(t_j), s, S_m^{(p)}(t_j), I_m^{(p)}(t_j)) \Big|_{s=I_h^{(p)}(t_j)} & \frac{\partial F_2}{\partial s}(S_h^{(p)}(t_j), I_h^{(p)}(t_j), s, I_m^{(p)}(t_j)) \Big|_{s=S_m^{(p)}(t_j)} & \frac{\partial F_2}{\partial s}(S_h^{(p)}(t_j), I_h^{(p)}(t_j), S_m^{(p)}(t_j), s) \Big|_{s=I_m^{(p)}(t_j)} \\ \frac{\partial F_3}{\partial s}(s, I_h^{(p)}(t_j), S_m^{(p)}(t_j), I_m^{(p)}(t_j)) \Big|_{s=S_h^{(p)}(t_j)} & \frac{\partial F_3}{\partial s}(S_h^{(p)}(t_j), s, S_m^{(p)}(t_j), I_m^{(p)}(t_j)) \Big|_{s=I_h^{(p)}(t_j)} & \frac{\partial F_3}{\partial s}(S_h^{(p)}(t_j), I_h^{(p)}(t_j), s, I_m^{(p)}(t_j)) \Big|_{s=S_m^{(p)}(t_j)} & \frac{\partial F_3}{\partial s}(S_h^{(p)}(t_j), I_h^{(p)}(t_j), S_m^{(p)}(t_j), s) \Big|_{s=I_m^{(p)}(t_j)} \\ \frac{\partial F_4}{\partial s}(s, I_h^{(p)}(t_j), S_m^{(p)}(t_j), I_m^{(p)}(t_j)) \Big|_{s=S_h^{(p)}(t_j)} & \frac{\partial F_4}{\partial s}(S_h^{(p)}(t_j), s, S_m^{(p)}(t_j), I_m^{(p)}(t_j)) \Big|_{s=I_h^{(p)}(t_j)} & \frac{\partial F_4}{\partial s}(S_h^{(p)}(t_j), I_h^{(p)}(t_j), s, I_m^{(p)}(t_j)) \Big|_{s=S_m^{(p)}(t_j)} & \frac{\partial F_4}{\partial s}(S_h^{(p)}(t_j), I_h^{(p)}(t_j), S_m^{(p)}(t_j), s) \Big|_{s=I_m^{(p)}(t_j)} \end{bmatrix}$$

Then the approximate solution of (1.2) for each $j = 1, 2, \dots, N$ becomes

$$\begin{bmatrix} S_h(t_j) \\ I_h(t_j) \\ S_m(t_j) \\ I_m(t_j) \end{bmatrix} \approx \begin{bmatrix} S_h^{(n)}(t_j) \\ I_h^{(n)}(t_j) \\ S_m^{(n)}(t_j) \\ I_m^{(n)}(t_j) \end{bmatrix}.$$

6 Numerical illustration and discussions

The following test example is taken which validates the accuracy and the efficiency of the proposed scheme. All computations are implemented with MATLAB R2016a.

Example 6.1. *Consider the model problem (1.2) with the following initial data [17]: $\lambda_h = 1.2, k_1 = 0.004, k_2 = 0.0014, \beta_1 = 0.4 \times 10^{-4}, \lambda_m = 0.3, \beta_2 = 0.125 \times 10^{-4}, \mu = 0.475 \times 10^{-5}, S_h(0) = 800, I_h(0) = 200, S_m(0) = 600, I_m(0) = 300$.*

A comparative numerical experiment was conducted through Figures 1-3 for all classes, considering fractional orders of 0.99, 0.95 and 0.9 for the model (1.2). The results demonstrate that the numerical behavior across these orders is closely aligned, confirming the accuracy and practical applicability of the proposed numerical scheme. Figure 1 presents the simulation of model (1.2) for $\alpha = 0.99$, Figure 2 for $\alpha = 0.95$, and Figure 3 for $\alpha = 0.9$, respectively. The results indicate that the solution behavior remains consistent, as also observed in [2].

Figures 4 illustrate the comparative study of susceptible human populations (S_h) for $\alpha = 0.90, 0.95, 0.98, 0.99$, showing a decreasing trend. Figure 5 demonstrates that the infected human population (I_h) initially rises sharply before declining to zero as α approaches 0.99. For the mosquito population, Figure 6 indicates that the number of susceptible mosquitoes (S_m) decreases and stabilizes as α nears 0.99. Similarly, Figure 7 shows that the infected mosquito population (I_m) rises sharply before eventually declining to zero as α approaches 0.99.

A key observation across all figures is that the approximate solutions for different fractional orders (0.90, 0.95, 0.98, and 0.99) highlights an important finding: small changes in the fractional derivative order do not alter the overall behavior of the system, but they do influence the numerical simulations.

7 Conclusion

In this study, we have formulated and analyzed a mathematical model for the Zika virus, evaluating its long-term behavior. We have investigated the existence, uniqueness, and stability properties of the fractional-order Zika virus model. Our numerical scheme demonstrates results, utilizing assumed initial values from existing literature: $S_h(0) = 800, I_h(0) = 200, S_m(0) = 600$, and $I_m(0) = 300$. To analyze the transmission dynamics of Zika infection, we employed the Caputo operator, which is widely used in fractional calculus. By implementing an iterative numerical scheme, we graphically examined the disease dynamics under varying fractional-order values and parameter sensitivities. The findings of this study demonstrate that fractional-order models provide more compatible and biologically feasible outcomes compared to integer-order models. This highlights the importance of incorporating fractional calculus in epidemiological modeling to better capture real-world disease dynamics.

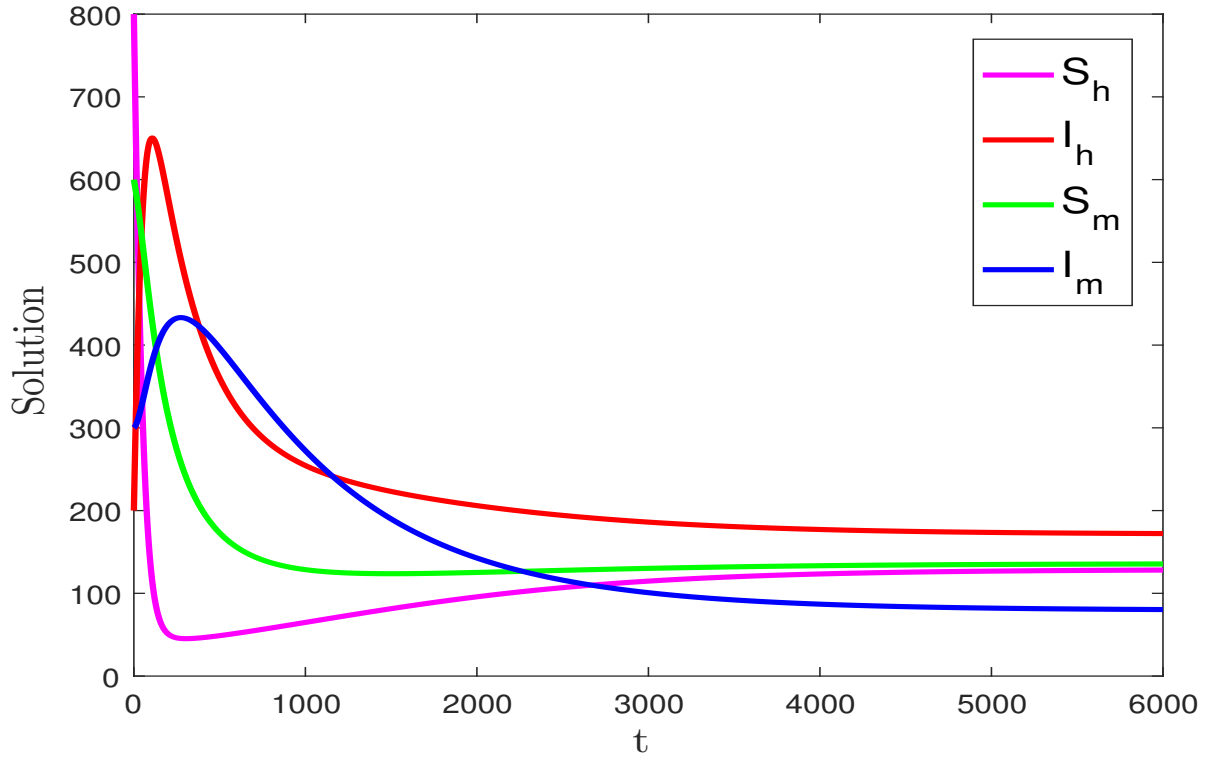


Figure 1: Solutions with $\alpha = 0.99$

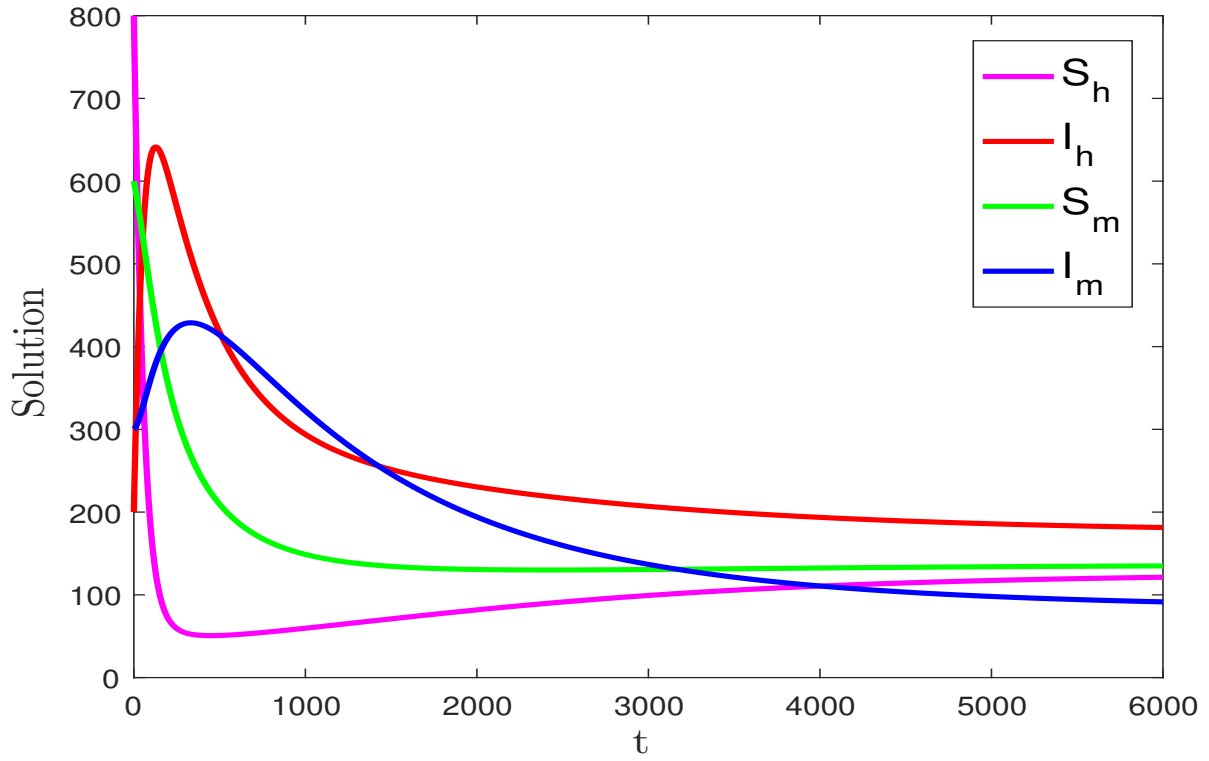


Figure 2: Solutions with $\alpha = 0.95$

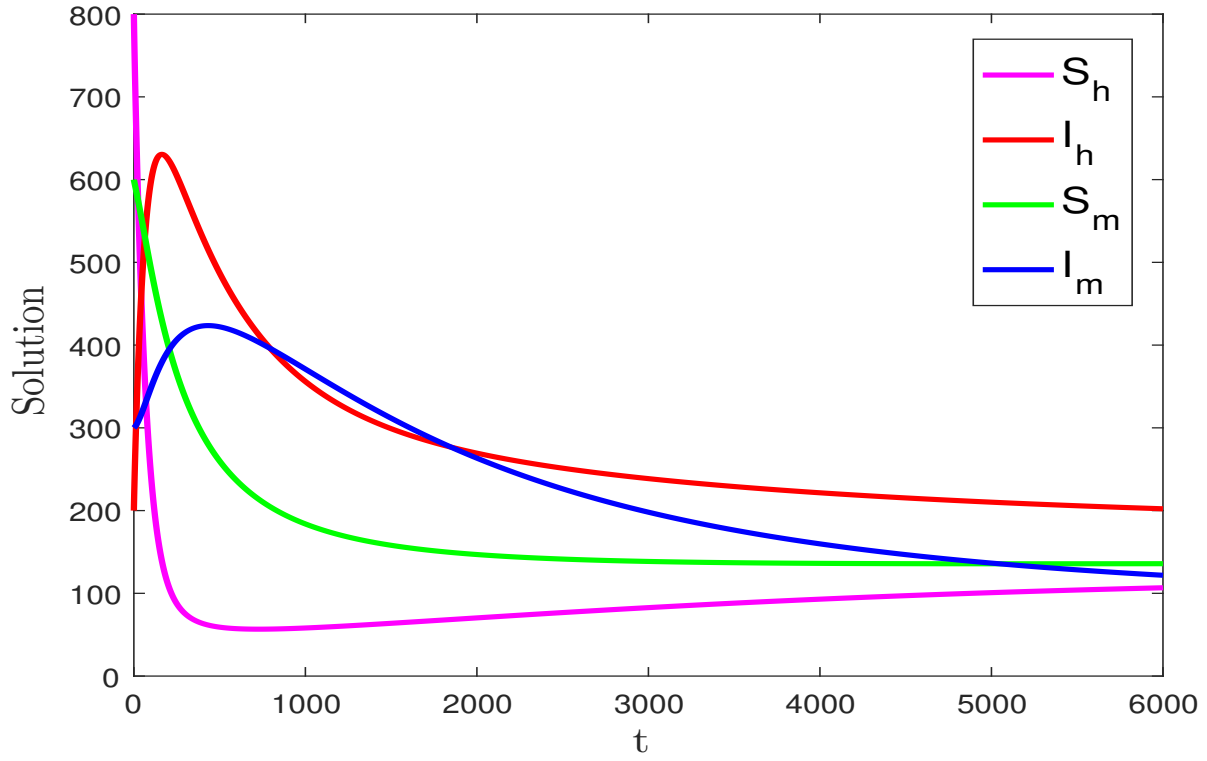


Figure 3: Solutions with $\alpha = 0.9$

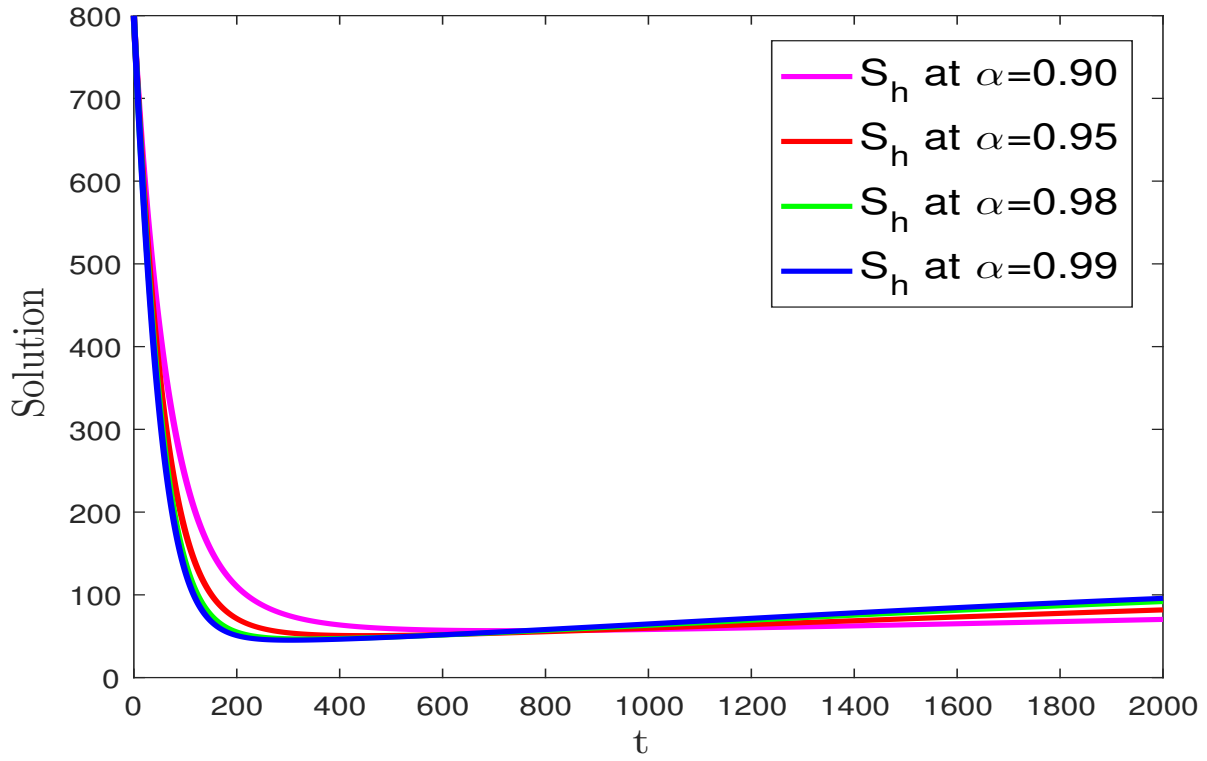


Figure 4: Comparison of $S_h(t)$ for different values of α

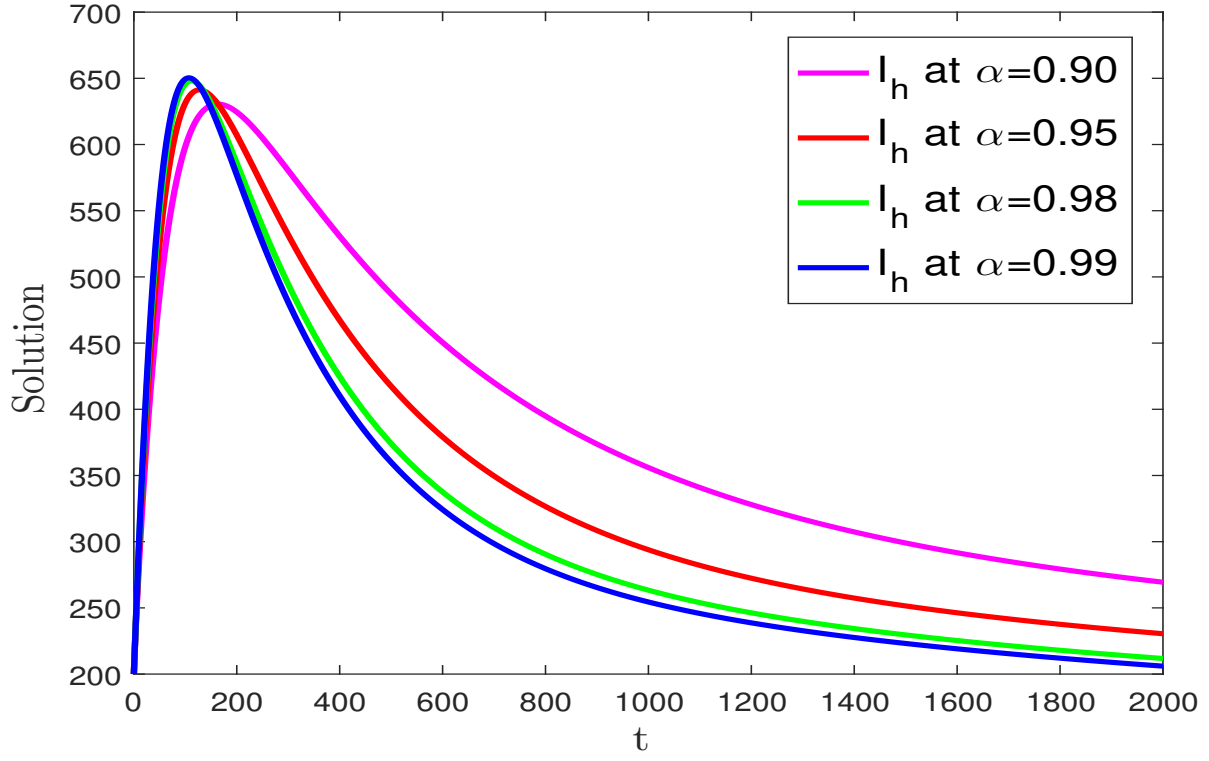


Figure 5: Comparison of $I_h(t)$ for different values of α

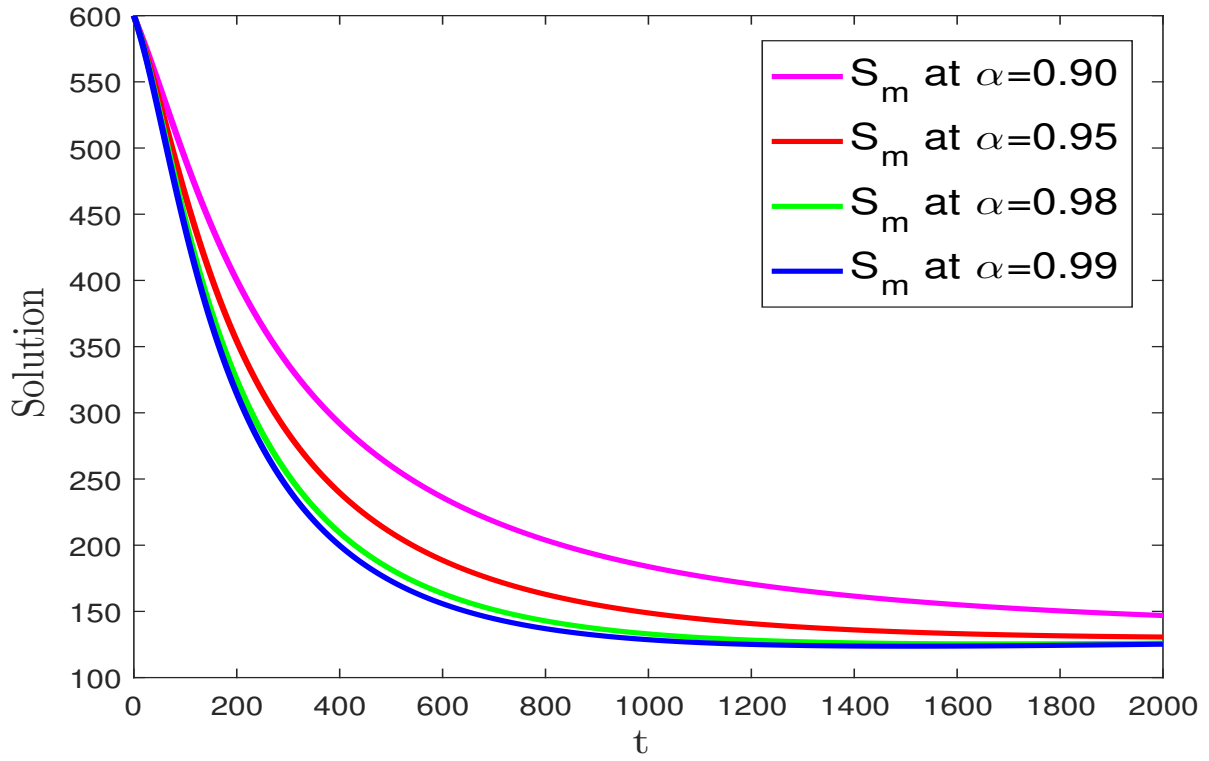


Figure 6: Comparison of $S_m(t)$ for different values of α

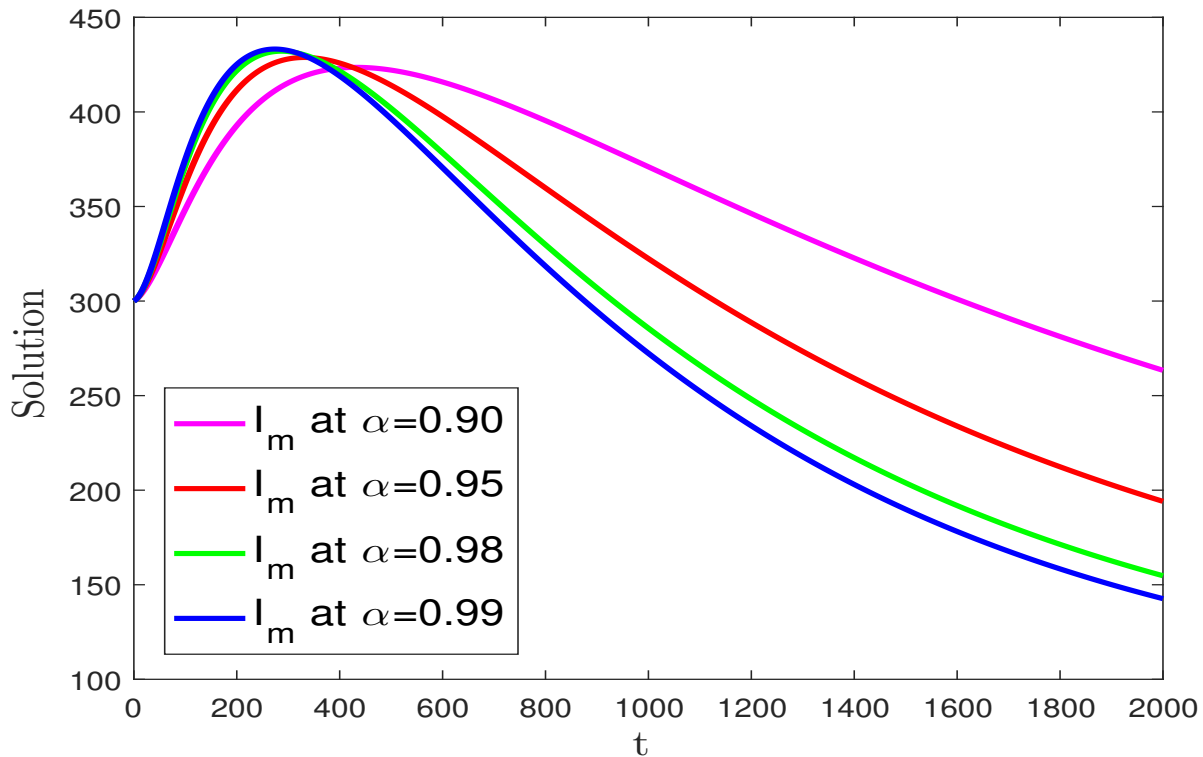


Figure 7: Comparison of $I_h(t)$ for different values of α

References

- [1] A. Ali, Q. Iqbal, J. K. K. Asamoah and S. Islam, Mathematical modeling for the transmission potential of Zika virus with optimal control strategies, *Eur. Phys. J. Plus* **137**(1) (2022), 146. <https://doi.org/10.1140/epjp/s13360-022-02368-5>
- [2] R. Begum, O. Tunç, H. Khan, H. Gulzar and A. Khan, A fractional order Zika virus model with Mittag–Leffler kernel, *Chaos Solit. Fractals* **146** (2021), 110898. <https://doi.org/10.1016/j.chaos.2021.110898>
- [3] M. R. Duffy, T. H. Chen, W. T. Hancock, A. M. Powers, J. L. Kool, R. S. Lanciotti and E. B. Hayes, Zika virus outbreak on Yap Island, Federated States of Micronesia, *N. Engl. J. Med.* **360**(24) (2009), 2536–2543. DOI: 10.1056/NEJMoa0805715
- [4] H. Fallahgoul, S. Focardi and F. Fabozzi, *Fractional Calculus and Fractional Processes with Applications to Financial Economics: Theory and Application*, Academic Press, 2016.
- [5] M. Farman, A. Akgül, S. Askar, T. Botmart, A. Ahmad and H. Ahmad, Modeling and analysis of fractional order Zika model, *Viruses* **3** (2021), 4. DOI: 10.3934/math.2022216
- [6] M. Farman, A. Ahmad, A. Akgül, M. U. Saleem, M. Rizwan and M. O. Ahmad, A mathematical analysis and simulation for Zika virus model with

- time fractional derivative, *Math. Methods Appl. Sci.* **47**(13) (2024), 11135–11146. <https://doi.org/10.1002/mma.6891>
- [7] S. Ghosh, An analytical approach for the fractional-order Hepatitis B model using new operator, *Int. J. Biomath.*, **17**(01) (2024) 2350008. <https://doi.org/10.1142/S1793524523500080>
- [8] E. B. Hayes, Zika virus outside Africa, *Emerg. Infect. Dis.* **15**(9) (2009), 1347. doi: 10.3201/eid1509.090442
- [9] S. M. Jung, Hyers–Ulam stability of linear differential equations of first order, *Appl. Math. Lett.* **17**(10) (2004), 1135–1140. <https://doi.org/10.1016/j.aml.2003.11.004>
- [10] A. A. Kilbas, Theory and Applications of Fractional Differential Equations, *North-Holland Mathematics Studies* Vol. **204** 2006.
- [11] S. Kumar and D. Zeidan, Numerical study of Zika model as a mosquito-borne virus with non-singular fractional derivative, *Int. J. Biomath.* **15**(05) (2022), 2250018. <https://doi.org/10.1142/S1793524522500188>
- [12] Y. Lin and C. Xu, Finite difference/spectral approximations for the time-fractional diffusion equation, *J. Comput. Phys.* **225**(2) (2007), 1533–1552.
- [13] F. Mainardi, *Fractional Calculus and Waves in Linear Viscoelasticity: an introduction to mathematical models.*, orld Scientific, 2010.
- [14] I. Podlubny, *Fractional differential equations*, *Mathematics in Science and Engineering* Vol. 198 elsevier 1998.
- [15] R. Prasad, K. Kumar and R. Dohare, Caputo fractional order derivative model of Zika virus transmission dynamics, *J. Math. Comput. Sci.* **28**(2) (2023), 145–157. <http://dx.doi.org/10.22436/jmcs.028.02.03>
- [16] S. Priyadarshana, Monotone hybrid numerical method for singularly perturbed time-lagged semilinear parabolic problems, *Natl. Acad. Sci. Lett.*, **46**(4) (2023) 347–350. <https://doi.org/10.1007/s40009-023-01237-8>
- [17] S. Rezapour, Y. Wang and S. H. Zakeri, Iterative methods of weak and strong convergence theorems for the split common solution of the feasibility problems, generalized equilibrium problems, and fixed point problems, *J. Math.* **2020**(1) (2020), 6689015. <https://doi.org/10.1155/2020/6689015>
- [18] S. Santra, Analysis of a higher-order scheme for multi-term time-fractional integro-partial differential equations with multi-term weakly singular kernels. *Numer. Algorithms*, **99**(4)(2025) 1649–1695.
- [19] N. Tuncer, M. Martcheva, B. LaBarre and S. Payout, Structural and practical identifiability analysis of Zika epidemiological models, *Bull. Math. Biol.* **80**(8) (2018), 2209–2241. <https://doi.org/10.1007/s11538-018-0453-z>

- [20] C. Thaiprayoon, J. Kongson, W. Sudsutad, J. Alzabut, S. Etemad and S. Rezapour, Analysis of a nonlinear fractional system for Zika virus dynamics with sexual transmission route under generalized Caputo-type derivative, *J. Appl. Math. Comput.* **68**(6) (2022), 4273–4303. <https://doi.org/10.1007/s12190-021-01663-1>
- [21] X. Yang, F. Gao and Y. Ju, *General Fractional Derivatives with Applications in Viscoelasticity*, Academic Press, 2020.
- [22] C. Zanluca, V. C. A. D. Melo, A. L. P. Mosimann, G. I. V. D. Santos, C. N. D. D. Santos and K. Luz, First report of autochthonous transmission of Zika virus in Brazil, *Mem. Inst. Oswaldo Cruz* **110**(4) (2015), 569–572. <https://doi.org/10.1590/0074-02760150192>
- [23] H. Zhao, L. Wang, S. M. Oliva and H. Zhu, Modeling and dynamics analysis of Zika transmission with limited medical resources, *Bull. Math. Biol.* **82**(8) (2020), 99. <https://doi.org/10.1007/s11538-020-00776-1>