

Optimal Abatement Schedules for Excess Carbon Emissions Towards a Net-Zero Target

Hansjörg Albrecher*

Nora Muler†

Abstract

Achieving net-zero carbon emissions requires a transformation of energy systems, industrial processes, and consumption patterns. In particular, a transition towards that goal involves a gradual reduction of excess carbon emissions that are not essential for the well-functioning of society. In this paper we study this problem from a stochastic control perspective to identify the optimal gradual reduction of the emission rate, when an allocated excess carbon budget is used up over time. Assuming that updates of the available carbon budget follow a diffusion process, we identify the emission strategy that maximizes expected discounted emissions under the constraint of a non-increasing emission rate, with an additional term rewarding the amount of time for which the budget is not yet depleted. We establish a link of this topic to optimal dividend problems in insurance risk theory under ratcheting constraints and show that the value function is the unique viscosity solution of the associated Hamilton-Jacobi-Bellman equation. We provide numerical illustrations of the resulting optimal abatement schedule of emissions and a quantitative evaluation of the effect of the non-increasing rate constraint on the value function.

1. Introduction

Motivated by the Paris Agreement adopted within the United Nations Framework Convention on Climate Change (UNFCCC), whose objective is to curb global anthropogenic greenhouse gas (GHG) emissions (see, for example, Popovski [24]), many governments have recently announced commitments to reach net-zero carbon emissions by specified target dates.¹ Such a goal can only be achieved by substantially reducing avoidable emissions and compensating for those that are unavoidable. Naturally, these reductions are difficult to realize in light of established consumption patterns and the significant inertia associated with behavioral change. This applies equally to individuals, firms, and society as a whole, and the political dimension of this question is at this point mainly on plans and rules for companies, and possibly the exertion of implicit and explicit pressure from governments through respective directives and laws.

This topic can be examined from multiple perspectives, see for instance Borissov and Bretschger [12] for an economic viewpoint on fair contributions across countries with heterogeneous wealth and pollution intensity level. Once a carbon emission target is set on a country level, its implementation as a tradeoff between emission trading and actual emission abatement is a non-trivial task, see for instance Aïd and Biagini [1, 2]

*Department of Actuarial Science, Faculty of Business and Economics and Swiss Finance Institute and Expertise Center for Climate Extremes, University of Lausanne, CH-1015 Lausanne. Email: hansjoerg.albrecher@unil.ch

†Departamento de Matematicas, Universidad Torcuato Di Tella. Av. Figueroa Alcorta 7350 (C1428BIJ) Ciudad de Buenos Aires, Argentina. Email: nmuler@utdt.edu

¹Like many other authors, for simplicity we refer to GHG emissions as carbon emissions in this paper, as carbon dioxide and methane correspond to more than 90% of the GHG emissions.

and Biagini [11] for the study of this as a stochastic Stackelberg game between firms and the regulator, cf. also Wijk [28]. For an analysis and tracking of the transition path of an individual company towards a net-zero target, see for instance Chekriy et al. [14] and Saleh et al. [26]. Huang et al. [21] examine a stochastic control problem for carbon emission reduction and the purchase amount of carbon allowances as a bivariate control problem, see also Chen et al. [15].

For a profit-maximizing company the tradeoff between paying carbon taxes and investing into technologies to reduce carbon emissions can lead to an interesting stochastic control problem, see Colaneri et al. [16]. Bourgey et al. [13] study another dynamic control problem of maximizing profit (which is increasing with the intensity of carbon emission) when at the same time facing penalties as a function of the discrepancy between the actual emission rate and a target emission rate that reduces according to a given socio-economic pathway (SSP).

In many situations, it makes sense to assume that for reaching a net-zero target over time, one decides to compensate inevitable carbon emissions through the purchase of carbon allowances or other compensation mechanisms (like investing into carbon sequestration etc.), and then is left with a budget for (a priori) avoidable excess emissions that can be used up until the time at which the net-zero goal should be achieved (or is politically enforced). These excess emissions could be linked to profit when considering a company, or may serve some personal utility if one has an individual in mind. The question is then the schedule according to which this excess emission budget shall optimally be consumed, and a profound understanding of such patterns could be helpful to develop appropriate incentives for successfully reaching net-zero goals. Such a budget may itself be subject to uncertainty over time (increases due to technology advances in carbon capture facilities, decreases due to stronger political pressure etc., or simply noise), and it may be useful to model the available excess carbon emission budget as a stochastic process, for simplicity in terms of a diffusion process. Albrecher and Zhu [6] recently studied such a problem with techniques from stochastic control theory. Concretely, they looked at the problem of when and at which rates to optimally use up an available (excess) carbon budget, if one assigns value to the carbon emissions according to a linear utility function and expresses a preference for earlier emission by using a constant discount rate. Once the budget is depleted, there will be no future excess emissions. The availability of some carbon budget at future times is rewarded by a constant term Λ that is also subject to the same discounting and is added to the value function whenever the process is not yet depleted. Hence, Λ can be considered to represent a certain sustainability component in the optimization, or also a desire to leave some excess carbon emission for later (or even for future generations); see e.g. Korn [22], Korn and Nurkanovic [23] for other proposals to incorporate sustainability aspects in profitability considerations. In [6], the carbon budget was assumed to follow a diffusion process. For that situation, the optimal emission strategy was identified as a barrier strategy, with maximally allowed emission rate as soon as the available carbon budget exceeds the barrier, and no emissions below that barrier. The emphasis was then on effects of present-bias (linked to subjective discount rates) on respective emission decisions, and the corresponding efficiency of carbon taxation towards the net-zero target.

In the present paper we would like to take a different angle on identifying optimal excess carbon emission schedules. Even if a barrier strategy is optimal for maximizing the expected discounted excess emissions until depletion with a Λ -reward on keeping the budget positive, its implementation results in a lot of variability in consumption patterns, as there is no emission below the barrier and maximally allowed emission above it. It may be easier (both psychologically and practically) to implement incentives or requirements that foresee a gradual reduction of the excess carbon emission of the entity (individuals, companies or the society at large) until the excess emission budget is used up. It is therefore of interest to consider the optimal emission problem with the constraint that emission rates can only decrease, and the challenge is then to find the strategy that optimizes emissions according to the above objective under this abatement constraint. In particular, it is desirable to quantify the efficiency loss which this constraint entails. From a methodological perspective, there is a certain degree of similarity of the present stochastic control problem with identifying

optimal dividend payout strategies from an insurance portfolio in classical risk theory, when the goal is to maximize expected discounted dividends until ruin (see e.g. [10]). For this latter problem, in Albrecher et al. [3, 4] a ratcheting constraint was considered, where dividend rates can never be decreased. The setup of the present paper refers to the situation where such dividend rates (excess emission rates in the present context) can, in contrast, never be increased (which we also occasionally will refer to as 'down-ratcheting' in the sequel). Certain parts of the proofs of our results correspondingly benefit from similarities to proofs that were developed in [4].

We define a performance criterion that accounts for expected cumulative discounted excess emissions, together with a constant reward Λ for safeguarding unused carbon emission capacity, until the time of depletion of that excess carbon budget (the time when the controlled surplus first becomes negative). The objective is to determine the optimal excess emission strategy that maximizes this function under the down-ratcheting constraint, which we achieve by identifying the optimal strategy to be of threshold type for a discretized version of the problem and then showing uniform convergence of the discrete problem to the continuous one. This results into an optimal excess emission abatement schedule (or *emission abatement curve*), according to which emissions are permanently reduced to a lower level whenever new record lows of the still available carbon budget have been reached, until the (excess) emissions are reduced to zero. We also illustrate the approach for a few concrete numerical examples with positive, zero and negative drift of the carbon (excess) emission surplus process, and compare the optimal emission strategy to the one without the abatement constraint as well as to the situation where one simply applies a linear reduction of the excess emission rate over time. The latter helps to see the degree of performance increase that is possible through the application of the optimal excess emission abatement schedule.

The remainder of the paper is organized as follows. Section 2 introduces the model and the detailed formulation of the problem. It also provides some first basic results on properties of the value function under consideration. Section 3 derives the Hamilton-Jacobi-Bellman (HJB) equation and shows that the value function is a viscosity solution of the HJB equation, together with a verification theorem. In Section 4 we formulate the problem on a discrete set of admissible emission rates and in Section 5 we prove that the value function of the problem for discrete sets converges to the one for a continuum of admissible emission rates as the mesh size of the finite set tends to zero. The latter paves the way for establishing optimal solutions numerically in an efficient way. In Section 6 we show that for finitely many admissible emission rates, there exists an optimal strategy for which the change and non-change regions have only one connected component (this corresponds to the extension of one-dimensional threshold strategies to the two-dimensional case). We also provide an implicit equation defining the optimal threshold function for this case. Section 7 then contains numerical illustrations of the optimal strategy and comparisons to the unconstrained case as well as to the simpler strategy of linearly reducing emission rates over time. Section 8 concludes and identifies some future research directions of interest. Some technical proofs are delegated to an appendix.

2. Model and basic results

Assume that the (excess) carbon emission budget of an entity (a country, a company or even an individual person) available at time t is modeled by a Brownian motion with drift:

$$X_t = x + \mu t + \sigma W_t,$$

where W_t is a standard Brownian motion, and $\sigma > 0$, $\mu \in \mathbb{R}$ are given constants.² The entity uses this budget X_t to emit carbon at rates chosen from a set $S \subset [0, \bar{c}]$, where $\bar{c} \geq 0$ is the maximum allowable emission rate.

²As described above, X_t refers to *excess* emissions that are a priori avoidable, so in the sequel the term 'emissions' will always refer to these 'excess emissions'. The unit of X_t could for e.g. be tCO₂. Realistic parameter values for μ, σ and x vary with the entity being considered.

Let $(\Omega, \mathcal{F}, (\mathcal{F}_t)_{t \geq 0}, \mathcal{P})$ be the complete probability space generated by the process $(X_t)_{t \geq 0}$, and let C_t denote the carbon emission rate at time t . In this paper, we want to only consider emission patterns where the emission rate can not be increased beyond its current level anymore. Given an initial budget $X_0 = x$ and an initial emission rate $c \in S$ at $t = 0$ (which typically will be equal to \bar{c}), an admissible strategy is therefore a process $C = (C_t)_{t \geq 0}$ that is non-increasing, right-continuous and adapted to the filtration $(\mathcal{F}_t)_{t \geq 0}$ with $C_t \in S$ for all t . In other words, the country is only allowed to reduce or maintain its emission rate over time, so admissible emission strategies are all of the *ratcheting-down* type. Under a given strategy C , the controlled carbon emission surplus process can be written as

$$X_t^C = X_0 - \int_0^t C_s ds. \quad (2.1)$$

Define $\Pi_{x,c}^S$ as the set of all admissible ratcheting-down strategies with initial surplus $x \geq 0$ and initial emission rate $c \in S$. Given $C \in \Pi_{x,c}^S$, the value function of this strategy that we consider in this paper includes a reward for not having exhausted the remaining budget too early and is given by

$$J(x; C) = \mathbb{E} \left[\int_0^\tau e^{-qs} (C_s + \Lambda) ds \right],$$

where $q > 0$ is the discount factor, $\Lambda > 0$ is a fixed reward parameter. The quantity $\tau = \inf \{t \geq 0 : X_t^C < 0\}$ is the depletion time, i.e., the first time the controlled surplus becomes negative. Hence, for any initial surplus $x \geq 0$ and initial emission rate c , our aim is to maximize

$$V^S(x, c) = \sup_{C \in \Pi_{x,c}^S} J(x; C), \quad (2.2)$$

which defines the optimal value function for initial surplus x and initial emission rate c .

From the Brownian motion assumption, it is immediate that $V^S(0, c) = 0$ for all $c \in S$, reflecting the fact that no emissions can be sustained once the surplus is depleted.

Remark 2.1. Our optimal value function can be interpreted as the one of an optimal dividend problem that accounts for the time of ruin under bounded dividend rates, but incorporates a ratcheting-down strategy. While such a restriction is not necessarily of immediate relevance in the traditional dividend context, the formulation enables an interesting comparison with the classical problem of maximizing bounded dividends until ruin, while rewarding a later time of ruin (cf. Thonhauser and Albrecher [27]). That latter problem is one-dimensional; let us denote its value function for the same parameters μ, σ and Λ by $V_D(x)$. We have that $V^S(x, c) \leq V_D(x)$ for all $x \geq 0$ and $c \in S \subset [0, \bar{c}]$. The function V_D is increasing, concave, twice continuously differentiable with $V_D(0) = 0$, $\lim_{x \rightarrow \infty} V_D(x) = (\bar{c} + \Lambda)/q$ and $V_D'(x) \leq V_D'(0)$ for all $x \geq 0$. \diamond

Remark 2.2. Our optimal stochastic control problem is also related to the classical dividend optimization problem with a ratcheting-up constraint in insurance surplus models (see Albrecher et al. [4] and Guan & Xu [20]). However, in contrast to these works, we consider here a ratcheting-down constraint and incorporate the reward term Λ . \diamond

We next establish a basic result concerning the boundedness and monotonicity properties of the optimal value function.

Proposition 2.1. *The optimal value function $V^S(x, c)$ is bounded above by $(\bar{c} + \Lambda)/q$, and it is non-decreasing in both the surplus x and the emission rate c .*

Proof. Since

$$V^S(x, c) \leq V_D(x) \leq \frac{\bar{c} + \Lambda}{q},$$

we have the boundedness result.

To show monotonicity in c , note that if $c_1 < c_2$ then $\Pi_{x,c_1}^S \subset \Pi_{x,c_2}^S$ for any $x \geq 0$ and so $V^S(x, c_1) \leq V^S(x, c_2)$.

For monotonicity in x , consider $0 \leq x_1 < x_2$ and an admissible ratcheting-down strategy $C^1 \in \Pi_{x_1,c}^S$ for any $c \in S$, and let us define $C^2 \in \Pi_{x_2,c}^S$ as $C_t^2 = C_t^1$ until the exhaustion time of the controlled process $X_t^{C^1}$, and then setting $C_t^2 = 0$ (i.e. no emissions) afterwards. Clearly, $J(x; C_1) \leq J(x; C_2)$ and so $V^S(x_1, c) \leq V^S(x_2, c)$. \blacksquare

The following proposition provides a global Lipschitz estimate for the optimal value function. The proof is identical to the one of Proposition 2.2 in [4], with the obvious adaptations for the factor Λ .

Proposition 2.2. *There exists a constant $K > 0$ such that*

$$0 \leq V^S(x_2, c_1) - V^S(x_1, c_2) \leq K [(x_2 - x_1) + (c_2 - c_1)]$$

for all $0 \leq x_1 \leq x_2$ and $c_1, c_2 \in S$ with $c_1 \leq c_2$.

Finally, we state the Dynamic Programming Principle (DPP), its proof is similar to the one of Lemma 1.2 in Azcue and Muler [9].

Lemma 2.3. *Given any stopping time $\tilde{\tau}$, we can write*

$$V^S(x, c) = \sup_{C \in \Pi_{x,c}^S} \mathbb{E} \left[\int_0^{\tau \wedge \tilde{\tau}} e^{-qs} (C_s + \Lambda) ds + e^{-q(\tau \wedge \tilde{\tau})} V^S(X_{\tau \wedge \tilde{\tau}}^C, C_{\tau \wedge \tilde{\tau}}) \right].$$

3. Hamilton-Jacobi-Bellman equations

In this section, we introduce the HJB equation associated with the ratcheting-down emission control problem where the set of possible emission rates is $S := [0, \bar{c}] \subset [0, \infty)$ with $\bar{c} > 0$. We show that the optimal value function V , defined in (2.2), is the unique viscosity solution of the corresponding HJB equation with boundary condition $(\bar{c} + \Lambda)/q$ when x goes to infinity.

Consider the strategy that emits at a constant rate c until the carbon budget is exhausted. The corresponding value function $W^c(x)$ is the unique solution of the second-order differential equation

$$\mathcal{L}^c(W) := \frac{\sigma^2}{2} \partial_{xx} W + (\mu - c) \partial_x W - qW + c + \Lambda = 0 \quad (3.1)$$

with boundary conditions $W^c(0) = 0$ and $\lim_{x \rightarrow \infty} W^c(x) = (c + \Lambda)/q$. The general solutions $\mathcal{L}^c(W) = 0$ are of the form

$$\frac{c + \Lambda}{q} + a_1 e^{\theta_1(c)x} + a_2 e^{\theta_2(c)x} \text{ with } a_1, a_2 \in \mathbb{R}, \quad (3.2)$$

where $\theta_1(c) < 0 < \theta_2(c)$ are the roots of the characteristic equation:

$$\frac{\sigma^2}{2} z^2 + (\mu - c)z - q = 0$$

associated to the operator \mathcal{L}^c , and so

$$\theta_1(c) := \frac{c - \mu - \sqrt{(c - \mu)^2 + 2q\sigma^2}}{\sigma^2}, \quad \theta_2(c) := \frac{c - \mu + \sqrt{(c - \mu)^2 + 2q\sigma^2}}{\sigma^2}. \quad (3.3)$$

Since the value function must remain bounded we can discard the exponentially growing term and the bounded solutions can be written as

$$\frac{c + \Lambda}{q} + ae^{\theta_1(c)x} \text{ with } a \in \mathbb{R}. \quad (3.4)$$

From the boundary conditions, we then get

$$W^c(x) = \frac{c + \Lambda}{q} \left(1 - e^{\theta_1(c)x}\right). \quad (3.5)$$

It follows that $W^c(x)$ is increasing and concave.

Remark 3.1. Given a set $S := [0, \bar{c}] \subset [0, \infty)$, we have that

$$\frac{\bar{c} + \Lambda}{q} \geq V^S(x, c) \geq W^{\bar{c}}(x) = V^{\{\bar{c}\}}(x, \bar{c}) = \frac{\bar{c} + \Lambda}{q} \left(1 - e^{\theta_1(\bar{c})x}\right)$$

and, consequently, $\lim_{x \rightarrow \infty} V^S(x, c) = (\bar{c} + \Lambda)/q$ for any $c \in S$. \diamond

We now consider the general case where the admissible emission set is $S = [0, \bar{c}]$ for some $\bar{c} > 0$. The HJB equation associated to (2.2) is given by

$$\max\{\mathcal{L}^c(u)(x, c), -\partial_c u(x, c)\} = 0 \text{ for } x \geq 0 \text{ and } 0 \leq c \leq \bar{c}, \quad (3.6)$$

where \mathcal{L}^c is defined in (3.1).

We say that a function $f : [0, \infty) \times [0, \bar{c}] \rightarrow \mathbb{R}$ is *(2,1)-differentiable* if f is continuously differentiable and $\partial_x f(\cdot, c)$ is continuously differentiable for each $c \in [0, \bar{c}]$. To solve the HJB equation, we work in the framework of viscosity solutions.

Definition 3.1. (a) A locally Lipschitz function $\bar{u} : [0, \infty) \times [0, \bar{c}] \rightarrow \mathbb{R}$ is a *viscosity supersolution* of (3.6) at $(x, c) \in (0, \infty) \times [0, \bar{c}]$ if any (2,1)-differentiable function $\varphi : [0, \infty) \times [0, \bar{c}] \rightarrow \mathbb{R}$ with $\varphi(x, c) = \bar{u}(x, c)$, and such that $\bar{u} - \varphi$ reaches the minimum at (x, c) , satisfies

$$\max\{\mathcal{L}^c(\varphi)(x, c), -\partial_c \varphi(x, c)\} \leq 0.$$

The function φ is called a **test function for supersolution** at (x, c) .

(b) A locally Lipschitz function $\underline{u} : [0, \infty) \times [0, \bar{c}] \rightarrow \mathbb{R}$ is a *viscosity subsolution* of (3.6) at $(x, c) \in (0, \infty) \times [0, \bar{c}]$ if any (2,1)-differentiable function $\psi : [0, \infty) \times [0, \bar{c}] \rightarrow \mathbb{R}$ with $\psi(x, c) = \underline{u}(x, c)$, and such that $\underline{u} - \psi$ reaches the maximum at (x, c) , satisfies

$$\max\{\mathcal{L}^c(\psi)(x, c), -\partial_c \psi(x, c)\} \geq 0.$$

The function ψ is called a **test function for subsolution** at (x, c) .

(c) A function $u : [0, \infty) \times [0, \bar{c}] \rightarrow \mathbb{R}$ which is both a supersolution and subsolution at $(x, c) \in [0, \infty) \times [0, \bar{c}]$ is called a *viscosity solution* of (3.6) at (x, c) .

Remark 3.2. In order to simplify the notation, we define $V(x, c) := V^S(x, c)$. Because of the ratcheting-down constraint on the emission rate, we have $V^S(x, c) = V^{[0, \bar{c}]}(x, c)$. \diamond

We first prove that V is a viscosity solution of the corresponding HJB equation. The proof is in the appendix.

Proposition 3.1. V is a viscosity solution of (3.6) in $(0, \infty) \times [0, \bar{c}]$.

When $c = 0$, the ratcheting-down constraint implies that the emissions are stopped. Hence, $V(x, 0)$ corresponds to the value function of the strategy that does not emit, with initial surplus x . So, by (3.5),

$$V(x, 0) = V^{\{0\}}(x, 0) = \frac{\Lambda}{q} \left(1 - e^{\theta_1(0)x}\right) = \frac{\Lambda}{q} \left(1 - e^{(-\mu - \sqrt{\mu^2 + 2q\sigma^2})x/\sigma^2}\right). \quad (3.7)$$

Let us now state the comparison result for viscosity solutions. The proof is in the appendix.

Lemma 3.2. *Assume that (i) \underline{u} is a viscosity subsolution and \bar{u} is a viscosity supersolution of the HJB equation (3.6) for all $x > 0$ and for all $c \in [0, \bar{c}]$ (ii) \underline{u} and \bar{u} are non-decreasing in the variable x and in the variable c , (iii) $\underline{u}(0, c) = \bar{u}(0, c) = 0$ for $c \in [0, \bar{c}]$, $\lim_{x \rightarrow \infty} \underline{u}(x, c) \leq (\bar{c} + \Lambda)/q \leq \lim_{x \rightarrow \infty} \bar{u}(x, c)$ and (iv) $\underline{u}(x, 0) \leq \bar{u}(x, 0)$ for $x \geq 0$. Then $\underline{u} \leq \bar{u}$ in $[0, \infty) \times [0, \bar{c}]$.*

The following characterization theorem is a direct consequence of the previous lemma, Remark 3.1 and Proposition 3.1.

Theorem 3.3. *The optimal value function V is the unique function non-decreasing in x that is a viscosity solution of (3.6) in $(0, \infty) \times [0, \bar{c}]$ satisfying $V(0, c) = 0$ and $\lim_{x \rightarrow \infty} V(x, c) = (c + \Lambda)/q$ for $c \in [0, \bar{c}]$.*

The following proposition establishes conditions under which the current emission level is not lowered anymore, regardless the surplus level.

Proposition 3.4. *If $\Lambda \leq \sqrt{\mu^2 + 2q\sigma^2}$ and $\Lambda + \mu > 0$, then the optimal threshold is zero for all $c \in [0, \frac{\mu^2 + 2q\sigma^2 - \Lambda^2}{2(\Lambda + \mu)}]$. If $\Lambda + \mu \leq 0$, then the optimal threshold is equal to zero for all $c \geq 0$.*

Proof. Consider the value function corresponding to constant emissions

$$u(x, c) = W^c(x) = \frac{c + \Lambda}{q} \left(1 - e^{\theta_1(c)x}\right),$$

and substitute this function into the HJB equation (3.6). Since $\mathcal{L}^c(u)(x, c) = 0$, in order for $u(x, c)$ to be a solution of (3.6), we must have $\partial_c u(x, c) \geq 0$. A direct computation yields

$$q \partial_c u(x, c) = 1 - e^{\theta_1(c)x} \left(1 - \theta_1(c) \frac{c + \Lambda}{\sqrt{(c - \mu)^2 + 2q\sigma^2}} x\right).$$

To study the sign of this expression, consider

$$q \partial_{cx} u(x, c) = -\theta_1(c) e^{\theta_1(c)x} \left(1 - \frac{c + \Lambda}{\sqrt{(c - \mu)^2 + 2q\sigma^2}} (1 + \theta_1(c)x)\right).$$

Since $\theta_1(c) < 0$ and $c + \Lambda \geq 0$, we have $\partial_{cx} u(x, c) \geq 0$ if and only if

$$\frac{c + \Lambda}{\sqrt{(c - \mu)^2 + 2q\sigma^2}} (1 + \theta_1(c)x) \leq 1.$$

The inequality holds for all $x \geq 0$ if and only if

$$c + \Lambda \leq \sqrt{(c - \mu)^2 + 2q\sigma^2},$$

which is equivalent to

$$2c(\Lambda + \mu) + \Lambda^2 \leq 2q\sigma^2 + \mu^2.$$

Assume first that $\Lambda + \mu > 0$. Then the above inequality holds if and only if

$$0 \leq c \leq \frac{2q\sigma^2 + \mu^2 - \Lambda^2}{2(\Lambda + \mu)}.$$

In particular, we need $2q\sigma^2 + \mu^2 - \Lambda^2 \geq 0$, that is $\Lambda \leq \sqrt{\mu^2 + 2q\sigma^2}$ in which case the optimal threshold is identically zero. If instead $\mu + \Lambda \leq 0$ (and hence $\mu^2 \geq \Lambda^2$), then

$$2c(\Lambda + \mu) \leq 0 < 2q\sigma^2 + \mu^2 - \Lambda^2.$$

So the inequality holds for all $c \geq 0$, implying that the optimal threshold is identically zero. Hence, we have the result. \blacksquare

Remark 3.3. The optimal threshold being zero for a certain c means that one will continue to emit at that rate c until the entire carbon budget is depleted. From the proof of Proposition 3.4, and assuming uniqueness of the threshold curve, one observes that there are no open intervals of c with zero optimal threshold when $c > \frac{\mu^2 + 2q\sigma^2 - \Lambda^2}{2(\Lambda + \mu)}$ provided that $\Lambda \leq \sqrt{\mu^2 + 2q\sigma^2}$ and $\Lambda + \mu > 0$. Likewise, there are no open intervals with zero optimal threshold for $c > 0$ when $\Lambda > \sqrt{\mu^2 + 2q\sigma^2}$ and $\Lambda + \mu > 0$. If, moreover, the optimal threshold curve is non-decreasing in c (as we observe in the numerical examples), this implies that, in case $\Lambda + \mu > 0$, the optimal threshold is strictly positive for $c > \frac{\mu^2 + 2q\sigma^2 - \Lambda^2}{2(\Lambda + \mu)}$ whenever $\Lambda \leq \sqrt{\mu^2 + 2q\sigma^2}$, and the optimal threshold is strictly positive for any $c > 0$ whenever $\Lambda > \sqrt{\mu^2 + 2q\sigma^2}$.

In other words, if Λ is sufficiently large, then under the optimal abatement strategy the emission rate will reach zero at a positive remaining surplus already. That is, the value of not reducing the carbon budget then exceeds the gain from emitting further. This suggests an interpretation of Λ as a sort of sustainability parameter that counterbalances the appetite for immediate carbon budget emissions. The limiting value $\sqrt{\mu^2 + 2q\sigma^2}$ thus marks the regime in which the sustainability considerations becomes so dominant (relative to emitting) that emissions are halted even when a positive low budget remains. Note that, due to the diffusion properties of the surplus process, the budget may nevertheless be depleted subsequently.

At the same time, these considerations also clarify how the control problem studied in this paper (almost) degenerates when $\Lambda = 0$. Since Proposition 3.4 remains applicable in this case, we conclude that if $\mu \leq 0$, the optimal threshold is always zero – so the initial carbon emission rate is never reduced – whereas if $\mu > 0$, the emission rate is reduced only as long as $c > (\mu^2 + 2q\sigma^2)/(2\mu)$. See also Example 7.3 below for an illustration. \diamond

Remark 3.4. Let us consider the limit case where $\sigma = 0$ and $\mu \geq 0$. If $c \in [0, \mu]$, then the surplus is never depleted. So, it is straightforward to verify that the optimal threshold in this case is zero. Therefore, the corresponding optimal value function, which results from emitting at the constant rate c indefinitely, is given by

$$V(x, c) = \int_0^\infty (\Lambda + c)e^{-qs} ds = (c + \Lambda)/q.$$

Now, consider the case $c > \mu$ and $x > 0$. An admissible strategy in this setting is to maintain constant emissions at the maximum admissible level c while the surplus is positive, i.e. for $0 \leq t < T := x/(c - \mu)$. Once the surplus hits zero at time T , the emission rate is reduced to the (maximum possible) level $\mu \geq 0$ which can be sustained indefinitely. The value function for this strategy is

$$\begin{aligned} W(x, c) &= \int_0^{x/(c-\mu)} (c + \Lambda)e^{-qs} ds + e^{-qx/(c-\mu)} \frac{\mu + \Lambda}{q} \\ &= \frac{c + \Lambda}{q} - \frac{c - \mu}{q} e^{-qx/(c-\mu)}. \end{aligned}$$

Due to the discount factor $q > 0$ and the fact that the emission level can be reduced to $c_0 = \mu \geq 0$ at zero surplus (the surplus can then not become negative unlike in the Brownian setting), it is clear that this is the optimal strategy and so W is the optimal value function. We now relate this result to the HJB framework. While a full proof of the HJB approach is omitted in this simplified setting, we can infer that the corresponding HJB equation is

$$\max\{\bar{\mathcal{L}}^c(W)(x, c), -\partial_c W(x, c)\} = 0$$

for $(x, c) \in [0, \infty) \times (\mu, \bar{c}]$, where

$$\bar{\mathcal{L}}^c(W)(x, c) := (\mu - c)\partial_x W(x, c) - qW(x, c) + c + \Lambda = 0.$$

This corresponds to put $\sigma = 0$ in \mathcal{L}^c and the boundary condition $W(0, c) = (\mu + \Lambda)/q > 0$. The latter reflects the fact that, even at zero surplus, it is possible to emit $c = \mu \geq 0$ indefinitely. W satisfies the associated first-order HJB equation. To see this, it is immediate to show that W is a solution of $\bar{\mathcal{L}}^c(W)(x, c) = 0$. Additionally, differentiating W with respect to c yields

$$\partial_c W(x, c) = \frac{1}{q} \left(1 - e^{-qx/(c-\mu)} \left(1 + \frac{qx}{c-\mu} \right) \right)$$

for $(x, c) \in (\mu, \bar{c}]$. Setting $a = qx/(c - \mu) \geq 0$, we get the inequality $1 \geq e^{-a}(1 + a)$, which implies $\partial_c W(x, c) \geq 0$. Hence, the usual verification condition holds. \diamond

4. Hamilton-Jacobi-Bellman equations for finite sets

Let us now restrict to the following finite set of possible emission rates:

$$S = \{c_0, c_1, c_2, \dots, c_n\},$$

where $0 = c_0 < c_1 < c_2 < \dots < c_n = \bar{c}$. Note that $V^S(x, c_i) = V^{\{0, c_1, \dots, c_i\}}(x, c_i)$, i.e., it depends only on the emission rates up to c_i and does not involve c_{i+1}, \dots, c_n . To simplify the notation, we define the optimal value function within the finite set S

$$V^{c_i}(x) := V^S(x, c_i), \tag{4.1}$$

which represents the optimal value function corresponding to initial emission level c_i . We then have the following inequalities:

$$V^{c_i}(x) \geq V^{c_{i-1}}(x) \geq \dots \geq V^{c_0}(x) \geq 0,$$

where

$$V^0(x) = V^{\{0\}}(x, 0) = \frac{\Lambda}{q} \left(1 - e^{\theta_1(0)x} \right).$$

Assuming $C^2([0, \infty))$ -regularity for V^{c_i} , we can heuristically derive the HJB equation associated to the discrete optimal value function (4.1):

$$\max\{\mathcal{L}^{c_i}(v(x)), V^{c_{i-1}}(x) - V^{c_i}(x)\} = 0 \text{ for } x \geq 0 \text{ and } i = 1, \dots, n, \tag{4.2}$$

with $V^{c_i}(0) = 0$ and $\lim_{x \rightarrow \infty} V^{c_i}(x) = (\Lambda + c_i)/q$. Let us define

$$v^0 = V^0 = \frac{\Lambda}{q} \left(1 - e^{\theta_1(0)x} \right)$$

and the system of ODE's

$$\max \{ \mathcal{L}^{c_i}(v^i(x)), v^{i-1}(x) - v^i(x) \} = 0 \text{ for } x \geq 0 \text{ and } i = 1, \dots, n, \quad (4.3)$$

with $v^i(0) = 0$ and $\lim_{x \rightarrow \infty} v^i(x) = (\Lambda + c_i)/q$.

Let us now show that V^{c_i} is the unique solution in the viscosity sense to the ODE system (4.3). For this purpose, let us introduce first the definition of a viscosity solution in the one-dimensional case.

Definition 4.1. (a) A locally Lipschitz function $\bar{u} : [0, \infty) \rightarrow \mathbb{R}$ is a viscosity supersolution of (4.2) at $x \in (0, \infty)$ if any twice continuously differentiable function $\varphi : [0, \infty) \rightarrow \mathbb{R}$ with $\varphi(x) = \bar{u}(x)$, such that $\bar{u} - \varphi$ reaches the minimum at x , satisfies

$$\max \{ \mathcal{L}^{c_i}(\varphi)(x), V^{c_{i-1}}(x) - \varphi(x) \} \leq 0.$$

The function φ is called a **test function for supersolution** at x .

(b) A locally Lipschitz function $\underline{u} : [0, \infty) \rightarrow \mathbb{R}$ is a viscosity subsolution of (4.2) at $x \in (0, \infty)$ if any twice continuously differentiable function $\psi : [0, \infty) \rightarrow \mathbb{R}$ with $\psi(x) = \underline{u}(x)$, such that $\underline{u} - \psi$ reaches the maximum at x , satisfies

$$\max \{ \mathcal{L}^{c_i}(\psi)(x), V^{c_{i-1}}(x) - \psi(x) \} \geq 0.$$

The function ψ is called a **test function for subsolution** at x .

(c) A function $u : [0, \infty) \rightarrow \mathbb{R}$ which is both a supersolution and subsolution at $x \in [0, \infty)$ is called a viscosity solution of (4.2) at x .

The following characterization theorem is the discrete analogue of Theorem 3.3. The proof is omitted, as it follows similar arguments to those in the continuous case but is technically simpler.

Theorem 4.1. The optimal value function $V^{c_i}(x)$ for $1 \leq i < n$ is the unique viscosity solution of the associated HJB equation (4.2) with boundary condition $V^{c_i}(0) = 0$ and $\lim_{x \rightarrow \infty} V^{c_i}(x) = (\Lambda + c_i)/q$.

We also have the following alternative characterization theorem.

Theorem 4.2. The optimal value function $V^{c_i}(x)$ for $0 \leq i < n$ is the smallest viscosity supersolution of the associated HJB equation (4.2) with boundary condition 0 at $x = 0$ and limit greater than or equal to $(\Lambda + c_i)/q$ as x goes to infinity.

Since for $i \geq 1$, the optimal value function V^{c_i} is a viscosity solution of (4.2), there are values of x where $V^{c_i}(x) = V^{c_{i-1}}(x)$ and values of x where $\mathcal{L}^{c_i}(V^{c_i})(x) = 0$. So for any $i \geq 1$, we can partition $(0, \infty)$ into the closed set $\mathcal{D}_i = \{x : V^{c_i}(x) = V^{c_{i-1}}(x)\}$ and the open set $\mathcal{E}_i = \{x : V^{c_i}(x) > V^{c_{i-1}}(x)\}$. Moreover, $\mathcal{L}^{c_i}(V^{c_i})(x) = 0$ in \mathcal{E}_i and the optimal strategy is to emit at rate c_i when the current surplus is in \mathcal{E}_i and to decrease the emission rate when the current surplus is in \mathcal{D}_i .

5. Convergence of the optimal value functions from the discrete to the continuous case

In this section, we prove that the optimal value functions corresponding to the (ratcheting-down) finite set of possible carbon emission rates, as defined in the previous section, converge to the optimal value function of the continuous case as the mesh size of the finite sets approaches zero. This is achieved by considering a sequence of nested meshes.

Consider, for $n \geq 0$, a sequence of sets \mathcal{S}^n (each with k_n elements) of the form

$$\mathcal{S}^n = \{c_0^n = 0 < c_{k_1}^n < \dots < c_{k_n}^n = \bar{c}\}$$

satisfying the conditions $\mathcal{S}^0 = \{0, \bar{c}\}$, $\mathcal{S}^n \subset \mathcal{S}^{n+1}$ and mesh-size $\delta(\mathcal{S}^n) := \max_{k=1, \dots, k_n} (c_k^n - c_{k-1}^n) \searrow 0$ as n goes to infinity. We extend the definition of $V^{\mathcal{S}^n}$ to a function $V^n : [0, \infty) \times [0, \bar{c}] \rightarrow \mathbb{R}$ as follows:

$$V^n(x, c) = V^{\mathcal{S}^n}(x, \tilde{c}^n), \quad (5.1)$$

where

$$\tilde{c}^n = \max\{c_i^n \in \mathcal{S}^n : c_i^n \leq c\}. \quad (5.2)$$

We will prove that $\lim_{n \rightarrow \infty} V^n(x, c) = V^{[0, \bar{c}]}(x, c)$ for any $(x, c) \in [0, \infty) \times [0, \bar{c}]$ and we will study the uniform convergence of this limit. Since $\mathcal{S}^n \subset \mathcal{S}^{n+1}$, it follows that $\tilde{c}^{n+1} \leq \tilde{c}^n \in \mathcal{S}^n$ for each $c \in [0, \bar{c}]$. Then, by monotonicity of $V^{\mathcal{S}^{n+1}}$ with respect to its second variable,

$$V^{[0, \bar{c}]}(x, c) \geq V^{n+1}(x, c) = V^{\mathcal{S}^{n+1}}(x, \tilde{c}^{n+1}) \geq V^{\mathcal{S}^n}(x, \tilde{c}^n) \geq V^{\mathcal{S}^n}(x, \tilde{c}^n) = V^n(x, c).$$

Therefore, the pointwise limit exists and we can define the limit function as

$$\bar{V}(x, c) := \lim_{n \rightarrow \infty} V^n(x, c). \quad (5.3)$$

Later on, we will show that $\bar{V} = V^{[0, \bar{c}]}$. Note that $\bar{V}(x, c)$ is non-increasing in c , satisfies $\bar{V}(x, \bar{c}) = V(x, \bar{c})$, and is non-decreasing in x , with the asymptotic behavior $\lim_{x \rightarrow \infty} \bar{V}(x, c) = (\bar{c} + \Lambda)/q$.

Using the same arguments as in Proposition 6.1 of [3], we obtain the following result.

Proposition 5.1. *The sequence V^n converges uniformly to \bar{V} .*

Note that for any $(x, c) \in [0, \infty) \times [0, \bar{c}]$, we have that $V^n(x, c) = V^{\mathcal{S}^n}(x, \tilde{c}^n)$ is a value function corresponding to an admissible strategy in $\Pi_{x, \tilde{c}^n}^{\mathcal{S}^n} \subset \Pi_{x, c}^{[0, \bar{c}]}$. Hence $\bar{V}(x, c) = \lim_{n \rightarrow \infty} V^n(x, c)$ is itself a limit of value functions of admissible strategies in $\Pi_{x, c}^{[0, \bar{c}]}$. Moreover, by Proposition 2.2,

$$0 \leq V^n(x_2, c_1) - V^n(x_1, c_2) \leq K[(x_2 - x_1) + (c_2 - c_1)]$$

for all n , with a constant K independent on n . Since V^n converges uniformly to \bar{V} , it follows that \bar{V} is Lipschitz with the same constant K .

With this result, we are now in a position to state the main result of this section. We omit the proof, as it closely follows the one given in Theorem 4.2 of [4].

Theorem 5.2. *The function \bar{V} defined in (5.3) is the optimal value function $V^{[0, \bar{c}]}$.*

6. Optimal strategies for finite sets

Let us once again consider a finite set of possible emissions rates:

$$S = \{c_0, c_1, c_2, \dots, c_n\},$$

where $0 = c_0 < c_1 < c_2 < \dots < c_n = \bar{c}$. We first look for the following particular strategies, which we call multi-threshold strategies. These are defined as follows:

- $v^0(x) := V^0(x) = \frac{\Lambda}{q} (1 - e^{\theta_1(0)x})$
- For each $i \geq 1$ and thresholds $z(c_i) \geq 0$, the value function $v^{c_i}(x)$ satisfies $\mathcal{L}^{c_i}(v^{c_i})(x) = 0$ for $x \in (z(c_i), \infty)$ with $\lim_{x \rightarrow \infty} W^z(x, c_i) = \frac{c_i + \Lambda}{q}$ and $v^{c_i}(x) = v^{c_{i-1}}(x)$ for $x \in [0, z(c_i)]$.

We will show in this section that the optimal discrete value functions V^{c_i} are indeed of this form. As a result, the optimal value function in the continuous control setting can be seen as the limit of value functions associated with multi-threshold strategies.

More precisely, let $\tilde{S} = \{c_1, c_2, \dots, c_n\}$ and consider a function $z : \tilde{S} \rightarrow [0, \infty)$. We then define a *threshold strategy* (which depends on both the current surplus x and the emission rate $c_i \in S$), recursively as a stationary strategy

$$\pi^z = (C_{x, c_i})_{(x, c_i) \in [0, \infty) \times S} \text{ where } C_{x, c_i} \in \Pi_{x, c_i}^S \quad (6.1)$$

as follows:

- If $i = 0$ (i.e. no carbon emission), then $(C_{x, c_n})_t = 0$.
- If $1 \leq i \leq n$ and $x \leq z(c_i)$ with $z(c_i) \geq z(c_{i-1})$, follow $C_{x, c_{i-1}} \in \Pi_{x, c_{i-1}}^S$.
- If $1 \leq i \leq n$ and $x > z(c_i)$ emit with rate c_i as long as the surplus exceeds $z(c_i)$; once the current surplus reaches $z(c_i)$, switch to $C_{x, c_{i-1}} \in \Pi_{x, c_{i-1}}^S$. More precisely,

$$(C_{x, c_i})_t = c_i I_{t < \hat{\tau}} + (C_{z(c_i), c_{i-1}})_t I_{\hat{\tau} \leq t < \tau},$$

where $\hat{\tau}$ is the first hitting time of the surplus process to the level $z(c_i)$ and τ is the depletion time.

We refer to $z(c_i)$ as the *threshold at emission rate level c_i* and the function $z : \tilde{S} \rightarrow [0, \infty)$ as the *threshold function*. The expected payoff of the multi-threshold strategy π^z is given by

$$W^z(x, c_i) := J(x; C_{x, c_i}). \quad (6.2)$$

Note that $W^z(x, c_i)$ only depends on the threshold values $z(c_k)$ for $1 \leq k \leq i$, that $W^z(0, c_i) = 0$ and that $W^z(x, c_i) = V^0(x)$ for $0 \leq x \leq \min\{z(c_k) : 1 \leq k \leq i\}$.

We next obtain a recursive formula for W^z .

Proposition 6.1. *We have the following recursive formula for W^z : $W^z(x, 0) = \Lambda (1 - e^{\theta_1(0)x}) / q$, and for $1 \leq i \leq n$,*

$$W^z(x, c_i) = \begin{cases} W^z(x, c_{i-1}) & \text{if } x \leq z(c_i) \\ \frac{c_i + \Lambda}{q} (1 - a^z(c_i) e^{\theta_1(c_i)x}) & \text{if } x > z(c_i), \end{cases}$$

where

$$a^z(c_i) := \left(1 - \frac{q}{c_i + \Lambda} W^z(z(c_i), c_{i-1})\right) e^{-\theta_1(c_i)z(c_i)} \text{ and } e^{\theta_1(c_i)z(c_i)} > a^z(c_i) > 0.$$

Proof. By construction, the strategy π^z emits at rate c_i when the surplus exceeds $z(c_i)$. Hence, $\mathcal{L}^{c_i}(W^z)(x, c_i) = 0$ for $x \in (z(c_i), \infty)$. Since $\lim_{x \rightarrow \infty} W^z(x, c_i) = (c_i + \Lambda)/q$ and the emission strategy switches to emit c_{i-1} at the threshold $z(c_i)$, we have $W^z(z(c_i), c_i) = W^z(z(c_i), c_{i-1})$. Also, $W^z(x, c_{i-1}) < (c_i + \Lambda)/q$, so we get the result. \blacksquare

Now, we aim to maximize $W^z(x, c_i)$ over all possible multi-threshold functions $z : \tilde{S} \rightarrow [0, \infty)$. We denote by $z^* : \tilde{S} \rightarrow [0, \infty)$ the optimal multi-threshold function, which can equivalently be interpreted as the one that minimizes $a^{z^*(c_i)}(c_i)$ for each $1 \leq i \leq n$. From Proposition 3.4, if $\Lambda < \sqrt{\mu^2 + 2q\sigma^2}$, then

$z^*(c_i) = 0$ for all $c_i \in [0, \frac{\mu^2 + 2q\sigma^2 - \Lambda^2}{2(\Lambda + \mu)}]$ and $z^*(c_i) > 0$ otherwise. Therefore, from now on we consider only the case $c_i > \frac{\mu^2 + 2q\sigma^2 - \Lambda^2}{2(\Lambda + \mu)}$ if this value is positive. Note that, as a first step, we are maximizing the discounted expected emissions only among multi-threshold strategies, not among all admissible strategies, which could, in principle, have a more complex structure. Later in this section (Theorem 6.2), we will show that the resulting value function coincides with the optimal discrete value function $V^S(x, c_i)$.

Since the initial function $W^z(x, 0)$ in the recursive procedure is known, we can interpret the optimization problem in two different ways.

1. First Approach. Recursive One-Dimensional Optimization:

We solve a sequence of n one-dimensional optimization problems obtaining the minimum of $a^z(c_i)$. Suppose that $W^{z^*}(x, c_k)$ and $z^*(c_k)$ are known for $k = 1, \dots, i-1$. Then, from the recursive formula (Proposition 6.1), we can compute $W^{z^*}(x, c_i)$ and $z^*(c_i)$ as follows. Define the continuous function $G_i : [0, \infty) \rightarrow \mathbb{R}$ as

$$G_i(y) := \left(1 - \frac{q}{c_i + \Lambda} W^{z^*}(y, c_{i-1})\right) e^{-\theta_1(c_i)y}. \quad (6.3)$$

We have $G_i(0) = 1$ and since

$$0 < \lim_{y \rightarrow \infty} W^{z^*}(y, c_{i-1}) < \frac{c_{i-1} + \Lambda}{q}$$

and $\theta_1(c_i) < 0$, we have $0 < G_i(y)$ and $\lim_{y \rightarrow \infty} G_i(y) = \infty$. As G_i is continuous, it attains its minimum in $[0, \infty)$. We define

$$z^*(c_i) := \min \left(\arg \min_{y \in [0, \infty)} G_i(y) \right), \quad a^*(c_i) = G_i(z^*(c_i)). \quad (6.4)$$

The function $W^{z^*}(\cdot, c_i)$ satisfies $\mathcal{L}^{c_i}(W^{z^*})(x, c_i) = 0$ for $x > z^*(c_i)$ and $W^{z^*}(x, c_i) = W^{z^*}(x, c_{i-1})$ for $x \in [0, z^*(c_i)]$.

2. Second Approach: Sequence of Obstacle Problems.

This approach interprets the problem as a recursive sequence of one-dimensional obstacle problems. Assume that $W^{z^*}(x, c_k)$ and the optimal thresholds $z^*(c_k)$ are known for $k = 1, \dots, i-1$. To find $W^{z^*}(x, c_i)$ and $z^*(c_i)$, consider the smallest solution U^* of the differential equation $\mathcal{L}^{c_i}(U) = 0$ in $[0, \infty)$ with boundary condition $\lim_{x \rightarrow \infty} U(x) = \frac{c_i + \Lambda}{q}$ such that $U^*(\cdot) \geq W^{z^*}(\cdot, c_{i-1})$. We define:

$$z^*(c_i) = \begin{cases} 0 & \text{if } U^*(\cdot) > W^{z^*}(\cdot, c_{i-1}) \text{ in } (0, \infty) \\ \sup\{y > 0 : U^*(y) = W^{z^*}(y, c_{i-1})\} & \text{otherwise.} \end{cases} \quad (6.5)$$

In other words, $z^*(c_i)$ is the last point at which U^* and $W^{z^*}(\cdot, c_{i-1})$ coincide. If they only coincide at $y = 0$, then $z^*(c_i) = 0$. We then have that $W^{z^*}(x, c_i) = U^*(x)$ for $x > z^*(c_i)$ and $W^{z^*}(x, c_i) = W^{z^*}(x, c_{i-1})$ for $x \leq z^*(c_i)$. To show that U^* exists, note that by (3.4), the solutions U of the differential equation $\mathcal{L}^{c_i}(U) = 0$ in $[0, \infty)$ with boundary condition $\lim_{x \rightarrow \infty} U(x) = (c_i + \Lambda)/q$ are of the form

$$U_a(x) = \frac{c_i + \Lambda}{q} \left(1 - ae^{\theta_1(c_i)x}\right).$$

So, $U^* = U_{a^*(c_i)}$ where $a^*(c_i)$ is defined in (6.4).

Remark 6.1. If $z^*(c_i) > 0$, $U_{a_i^*}(z^*(c_i)) = W^{z^*}(z^*(c_i), c_{i-1})$, $U_{a_i^*}(x) \geq W^{z^*}(x, c_{i-1})$ for $x \geq 0$ and $U_{a_i^*}(x) > W^{z^*}(x, c_{i-1})$ for $x \in (z^*(c_i), \infty)$. Note that we can show by a recursive argument that $W^{z^*}(x, c_i)$ is infinitely continuously differentiable at all $x \in [0, \infty) \setminus \{z^*(c_k) : k = i, \dots, n\}$ and continuously differentiable at the points $z^*(c_k)$ for $k = i, \dots, n$. Indeed, $U_{a_i^*}$ and $W^{z^*}(\cdot, 0)$ are infinitely continuously differentiable and

$U'_{a_i^*}(z^*(c_i)) - \partial_x W^{z^*}(z^*(c_i), c_{i-1}) = 0$ because $U_{a_i^*}(\cdot) - W^{z^*}(\cdot, c_{i-1})$ reaches the minimum at $z^*(c_i)$. Moreover, since $W^{z^*}(x, c_i) = W^{z^*}(x, c_{i-1})I_{\{x < z^*(c_i)\}} + U_{a_i^*}(x)I_{\{x \geq z^*(c_i)\}}$,

$$\partial_{xx} W^{z^*}(z^*(c_i)^+, c_i) - \partial_{xx} W^{z^*}(z^*(c_i)^-, c_i) = U''_{a_i^*}(z^*(c_i)) - \partial_{xx} W^{z^*}(z^*(c_i)^-, c_{i-1}) \geq 0.$$

◇

Remark 6.2. The function $U_0(x) = (c_i + \Lambda)/q$ is a constant function. For $a > 0$, the function

$$U_a(x) = \frac{c_i + \Lambda}{q} \left(1 - ae^{\theta_1(c_i)x}\right).$$

is strictly increasing and concave, with

$$\partial_x U_a(x) = -\theta_1(c_i) \frac{c_i + \Lambda}{q} ae^{\theta_1(c_i)x} > 0, \quad \partial_{xx} U_a(x) = -\theta_1^2(c_i) \frac{c_i + \Lambda}{q} ae^{\theta_1(c_i)x} < 0,$$

and it is bounded above by $U_0(x)$.

◇

In the next theorem, we show that there exists an optimal strategy and it is of threshold type. The proof is in the appendix.

Theorem 6.2. *If z^* is the optimal threshold function, then $W^{z^*}(x, c_i)$ is the optimal function $V^{c_i}(x)$ defined in (2.2) for $i = 1, \dots, n$.*

Remark 6.3. *By Remark 6.1, the function G_i defined in (6.3) is continuously differentiable. If its minimum $z^*(c_i)$ is positive, the first-order condition $G'_i(z^*(c_i)) = 0$ implies that $z^*(c_i)$ satisfies the implicit equation*

$$\theta_1(c_i)W^{z^*}(y, c_{i-1}) - \partial_x W^{z^*}(y, c_{i-1}) = \theta_1(c_i) \frac{c_i + \Lambda}{q}$$

for $i = 1, \dots, n-1$.

◇

Remark 6.4. Given $z : \tilde{S} \rightarrow [0, \infty)$, we have defined in (6.1) a threshold strategy $\pi^z = (C_{x,c_i})_{(x,c_i) \in [0,\infty) \times S}$, where $C_{x,c_i} \in \Pi_{x,c_i}^S$ for $i = 1, \dots, n$. We can extend this threshold strategy to

$$\tilde{\pi}^z = (C_{x,c})_{(x,c) \in [0,\infty) \times [0,c_n]} \text{ where } C_{x,c} \in \Pi_{x,c}^S \quad (6.6)$$

as follows:

- If $c \in (c_i, c_{i+1})$ and $x > z(c_i)$, emit with rate c while the current surplus is above $z(c_i)$. If the current surplus reaches $z(c_i)$, follow $C_{z(c_i), c_i} \in \Pi_{x, c_i}^S$.
- If $c \in (c_i, c_{i+1})$ and $x \leq z(c_i)$, follow $C_{x, c_i} \in \Pi_{x, c_i}^S$. More precisely, if $(x, c) \in [z(c_i), \infty) \times (c_i, c_{i+1})$, then $C_{x, c} \in \Pi_{x, c}^S$ is defined as $(C_{x, c})_t = c$ and so $X_t^{C_{x, c}} = X_t - ct$ for $t < \tau_i$ where

$$\tau_i := \min\{s : X_t^{C_{x, c}} = z(c_i)\},$$

and $(C_{x, c})_t = (C_{z(c_i), c_i})_{t-\tau_i} \in \Pi_{z(c_i), c_i}^S$ for $t \geq \tau_i$. Finally, $C_{x, c} = C_{x, c_i} \in \Pi_{x, c_i}^S$ for $(x, c) \in [0, z(c_i)] \times (c_i, c_{i+1})$.

The value function of the stationary strategy $\tilde{\pi}^z$ is defined as

$$J^{\tilde{\pi}^z}(x, c) := J(x; C_{x, c}) : [0, \infty) \times [c_0, c_n] \rightarrow [0, \infty). \quad (6.7)$$

◇

7. Numerical Illustrations

In this section we present examples in which we approximate the optimal value function by a multi-threshold strategy considering a discrete set of possible emission rates. For a given n , define the mesh-size as $\Delta c = \bar{c}/n$ and consider the finite set

$$S^n = \{0, \Delta c, 2\Delta c, 3\Delta c, \dots, \bar{c}\}.$$

(1) We begin by defining

$$V^0(x) = \frac{\Lambda}{q} \left(1 - e^{\theta_1(0)x}\right),$$

which is the solution to the equation $\mathcal{L}^0(W) = 0$ with limit boundary conditions $\lim_{x \rightarrow \infty} W(x) = \Lambda/q$. Note that V^0 is not zero due to the positive reward Λ .

(2) Recursive construction:

To compute $V^{k\Delta c}$, we consider value functions of strategies that emit at a constant rate $c_k = k\Delta c$ when $x \geq x_k$ and switch to the lower rate value function $V^{(k-1)\Delta c}$ when $0 \leq x < x_k$. To obtain this value function, we consider the solutions of equation $\mathcal{L}^{k\Delta c}(W_1) = 0$ on $(x_k, \infty]$ with boundary condition at infinity $\lim_{x \rightarrow \infty} W_k(x) = (k\Delta c + \Lambda)/q$. The general solution is given by

$$W_k(x) = \frac{k\Delta c + \Lambda}{q} + a_k e^{\theta_1(k\Delta c)x}.$$

We then determine the constant a_k by matching this function continuously to $V^{(k-1)\Delta c}(x)$ at the threshold point x_k . Finally, we optimize over all possible switching points x_k to obtain the optimal threshold $z^*(c_k) = x_k^*$. It follows that $V^{k\Delta c}(x)$ is the optimal value function corresponding to the optimal multi-threshold strategy described above.

In each of the examples, we display $V^S(x, \bar{c})$ as a function of initial carbon budget x . From the results of the previous sections, we know that this function converges to the optimal value function of the continuous case as $n \rightarrow \infty$ (we choose $n = 500$ in each of the illustrations). We also depict the set $\{(z^*(0), 0), (z^*(c_1), c_1), \dots, (z^*(\bar{c}), \bar{c})\}$ corresponding to the optimal threshold points. These points are taken as an approximation of the optimal strategy—hence of a curve—in the continuous case. Roughly speaking, to the right of this curve, the optimal strategy is to emit carbon at maximum rate allowed (which is the current emission level c), whereas to the left of the curve, the optimal policy is to immediately reduce the emission rate and move vertically downward toward the curve.

Example 7.1. We consider in this example $\mu = 3$, $\sigma = 2$ and $q = 0.1$, $\Lambda = 4$ for $S = [0, 4]$. Figure 7.1a shows $V^S(x, 4)$ (solid line), as a function of initial carbon budget x . The dashed line in the figure represents the classical optimal value function $V_{\text{class}}(x, c) = V_{\text{class}}(x)$ of the unconstrained case (that is, in the absence of downward ratcheting) for these parameters. One can see that the “cost” imposed by the downward ratcheting constraint is relatively limited. Moreover, a policy of continuous abatement is psychologically easier to implement than a strategy of remaining fully greedy and then abruptly reducing excess emissions to zero whenever the carbon budget falls below the fixed barrier—an approach that would maximize the value function in the unconstrained case. Figure 7.1b depicts the optimal abatement threshold as a function of current available excess carbon emission level x . Since $\Lambda = 4 > \sqrt{\mu^2 + 2q\sigma^2} \approx 3.1305$, the optimal threshold is positive for all $0 \leq c \leq 4$ (cf. Proposition 3.4). Note that the optimal constant barrier in the absence of a ratcheting-down constraint is 4.682 for the present example (which one can for instance calculate with the formulas from [6]). \diamond

Example 7.2. We now would like to focus on the effect of the drift μ and choose $\sigma = 1$, $q = 0.1$, $\Lambda = 1.5$ and $S = [0, 2]$. Figure 7.2 depicts $V(x, 2)$ and the optimal abatement curve $z^*(c)$ for various values of μ

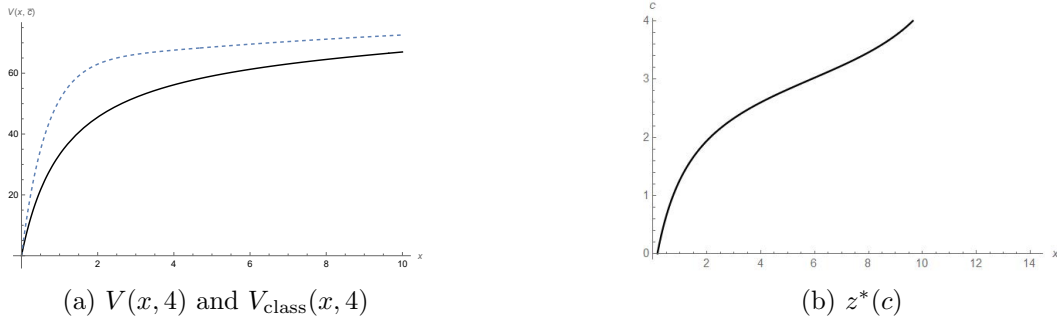


Figure 7.1: Optimal value function $V(x, 4)$ (solid line) and unconstrained value function $V_{\text{class}}(x)$ (dashed line) as well as optimal threshold $z^*(c)$ (right) for $\mu = 3$, $\sigma = 2$, $q = 0.1$, $\Lambda = 4$ and $S = [0, 4]$.

(positive, zero and negative). In this example $\Lambda = 1.5 > \sqrt{\mu^2 + 2q\sigma^2}$ and $\Lambda + \mu > 0$ for all chosen values of μ . Therefore, by Remark 3.3 and monotonicity of $z^*(c)$, the optimal threshold is positive for all values of c . One observes empirically that the threshold function $z^*(c)$ is a convex function of c for $c < c_e$ for some critical value c_e , and a concave function for $c > c_e$ (note that the c -axis is the ordinate in that plot). Moreover, the plot suggests that $c_e = \mu$ for any $\mu \geq 0$. We can not prove this latter claim with the techniques developed in this paper, but believe it to hold in general, and leave it as a conjecture for future research.

The optimal barrier without the abatement constraint is 2.997 for $\mu = 1$, it is 4.059 for $\mu = 0.5$, 5.584 for $\mu = 0$ and 6.110 for $\mu = -0.5$, respectively. Especially for zero or negative drift, this means that in the unconstrained case one would not allow carbon emissions unless the carbon budget level is quite high, as the budget would be depleted too quickly and the Λ -reward for the budget to last longer outweighs the immediate consumption benefit. Especially in such a situation, the abatement schedule is clearly preferable as it starts with consumption immediately and the efficiency loss (in terms of value function when compared to the unconstrained case) is still quite limited: for instance, for $x = 5$ and $\mu = 0$ the threshold strategy with optimal barrier 5.584 (emissions at rate $\bar{c} = 2$ above the barrier and no emissions when the surplus is below the barrier) leads to a value function of 14.22, and for $x = 5$ and $\mu = -0.5$ the threshold strategy with optimal barrier 6.110 leads to a value function of 8.71. In view of the values for $x = 5$ in Figure 7.2a, the efficiency loss from the non-ratcheting constraint is indeed quite small.

It is also a natural question to see by how much the optimal abatement strategy outperforms a simple (intuitive, but non-optimal) linear abatement schedule $c(t) = \bar{c} - mt$ over time, starting in $c = \bar{c}$ and decreasing at a slope m such that the original budget x is used up when $c(t)$ hits $c = 0$ (which we denote t^* ; in case of $\sigma = 0$ this would exactly mark the depletion time τ). A simple calculation gives $m = \bar{c}^2/(2x)$ and $t^* = 2x/\bar{c}$. Since the initial budget x will typically be given, a target time horizon for net-zero may determine the choice of the initial carbon emission rate \bar{c} . For $x = 5$, the above choice $\bar{c} = 2$ gives for instance $t^* = 5$ years. For the present parameters with $\mu = 0$, a Monte Carlo simulation shows that such a linear abatement schedule would lead to a value function of $9.81(\pm 0.14)$, where here and throughout, the number in parentheses indicates the halfwidth of the asymptotic 95% confidence interval of the simulation. The value of 9.81 is about 30% below the corresponding value contained in the dotted line in Figure 7.2a. Figure 7.3 illustrates both strategies for a sample path of the original surplus process X_t for $\mu = 0$. The black curve represents the surplus process X_t^C when applying the optimal abatement strategy $z^*(c)$, which is the dotted line in Figure 7.2b, and the blue curve is the resulting abatement schedule for this sample path as a function of time. For this particular sample path, around $t = 10$ the controlled carbon emission budget undershoots $x \approx 2.8$ for the first time, which leads to $c = 0$ from then on, and the carbon budget remains positive for much longer (rewarded by the Λ -term, capturing the value of retaining part of the carbon budget, for example for the next generation). The red dotted curve is the (non-adaptive) linear abatement

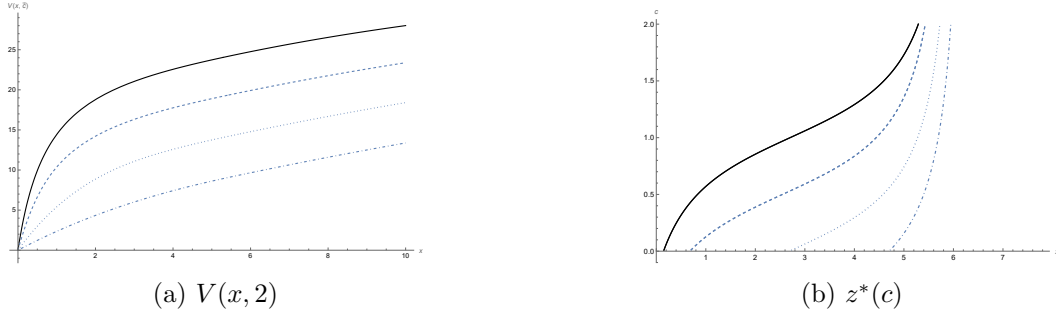


Figure 7.2: Optimal value function $V(x, 2)$ and optimal threshold $z^*(c)$ for $\sigma = 1$, $q = 0.1$, $\Lambda = 1.5$ and $S = [0, 2]$ for $\mu = 1$ (solid line), $\mu = 0.5$ (dashed line), $\mu = 0$ (dotted line) and $\mu = -0.5$ (dash-dotted line).

schedule $c(t) = 2 - 0.4t$, which equals zero (and therefore stopping emissions completely) already after 5 years, and the associated surplus process X_t^C is depleted already much earlier than the one for the optimal strategy (a Monte Carlo simulation indicates that the expected depletion times under the two strategies are $38.50(\pm 1.37)$ and $9.83(\pm 0.70)$, respectively). \diamond

Note that the numerical value of Λ balances the importance of substantial early emissions against the desire to delay the depletion time. In the next example we therefore look at the sensitivity of the optimal strategy with respect to Λ .

Example 7.3. We now vary the reward level Λ . For the case $\sigma = 1$, $q = 0.1$, $\mu = 1$ and $S = [0, 2]$, Figure 7.4 depicts the value function and optimal threshold strategy for $\Lambda = 1.5$ (solid line), $\Lambda = 1$ (dashed line), $\Lambda = 0.5$ (dotted line) and $\Lambda = 0$ (dash-dotted line). For $\Lambda = 1.5 > \sqrt{\mu^2 + 2q\sigma^2} \approx 1.10$, the optimal strategy for each value of c involves a positive threshold. In contrast, for the smaller rewards $\Lambda = 1, 0.5$ and 0 , respectively, the optimal threshold is zero for all $0 \leq c \leq \frac{2q\sigma^2 + \mu^2 - \Lambda^2}{2(\Lambda + \mu)}$ and positive otherwise (cf. Proposition 3.4 and Remark 3.3).

As Λ decreases, the importance of prolonged carbon-budget availability diminishes, leading to lower surplus threshold levels for emission rate reductions. For the extreme case $\Lambda = 0$, corresponding to the absence of sustainability considerations, the limiting value of c for which the threshold is positive becomes $(\mu^2 + 2q\sigma^2)/(2\mu) = 0.6$ for the present parameters (cf. Remark 3.3), which is precisely the value at which $z^*(c)$ intersects the c -axis in Figure 7.4b.

In general, one observes from Figure 7.4 that the overall shape of the optimal curve $z^*(c)$ is relatively robust w.r.t. the choice of Λ (Figure 7.4b), but the value function itself is quite sensitive (Figure 7.4a). In other words, for these parameter values the reward procedure (and thus the sustainability component) contributes substantially to the overall performance of the optimal strategy; however, the strategies themselves are largely insensitive to increases or decreases in the reward procedure. \diamond

8. Conclusion

In this paper, we solved the control problem of identifying the optimal abatement schedule for excess carbon emissions under a diffusion-type carbon budget, where the objective function consists of the expected discounted cumulative emissions together with a reward accrued as long as the carbon budget remains undepleted. We then implemented the proposed numerical procedure to compute the abatement schedule across several concrete examples and compared the results with both the unconstrained solution (i.e., without abatement) and a benchmark policy featuring a simple linear reduction in the consumption rate over time. The results indicate that an optimal policy of gradual reduction in excess consumption entails only a

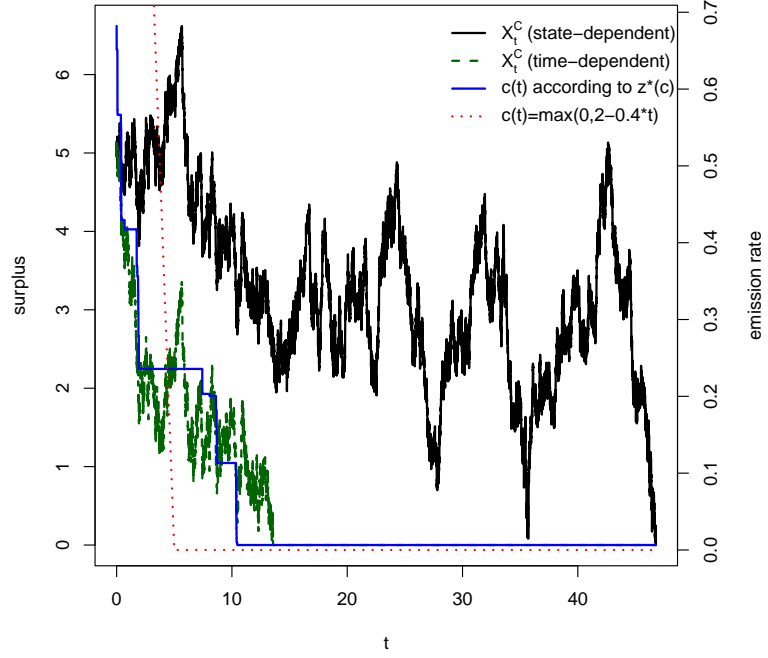


Figure 7.3: Sample path X_t^C and resulting emission patterns for the parameters of Figure 7.2a with $\mu = 0$ for the optimal strategy according to $z^*(c)$ and a linear decreasing emission rate $c(t) = 2 - 0.4t$.

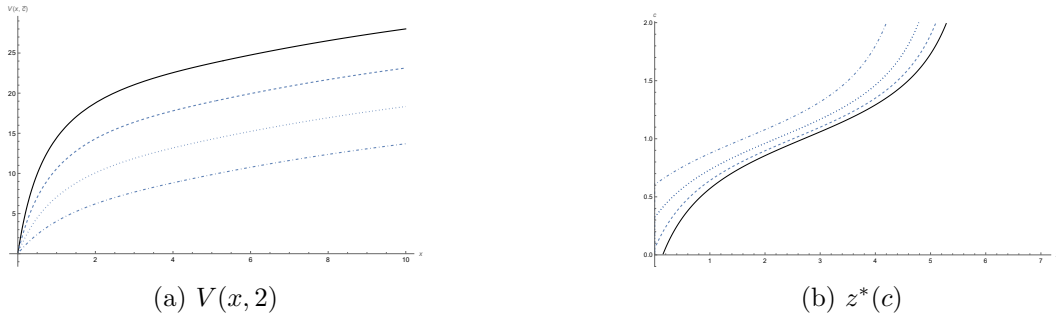


Figure 7.4: Optimal value function $V(x, 2)$ and optimal threshold z^* as a function of c for $\sigma = 1$, $q = 0.1$, $\mu = 1$ and $S = [0, 2]$ for $\Lambda = 1.5$ (solid), $\Lambda = 1$ (dashed), $\Lambda = 0.5$ (dotted) and $\Lambda = 0$ (dash-dotted).

moderate loss in the value function relative to the fully optimal emission schedule, which typically exhibits substantial fluctuations in the emission rate. These findings may inform the design of reduction pathways toward envisaged net-zero targets over fixed time horizons that are easier to implement from both psychological and practical perspectives. The numerical illustrations further reveal that the choice of the reward parameter Λ has a significant impact on the resulting value function, while the optimal abatement schedule itself remains relatively robust. An interesting direction for future research is to refine the specification of the objective function for particular applications and to re-examine the associated optimal control problem.

In the numerical illustrations, we also observe that the optimal threshold function $z^*(c)$ exhibits an inflection point which appears to lie exactly on the line $c = \mu$ for any drift parameter $\mu \geq 0$. We believe this to hold in general and pose it as a conjecture for future research. Furthermore, it can be interesting to see how a relaxation of the ratcheting-down constraint to a drawdown constraint (under which one might still increase the emission rate by a certain percentage of its current value) would influence the results. In the context of dividend optimization, drawdown constraints have been studied as a generalization of ratcheting-up restrictions (cf. Albrecher et al. [5]), and the resulting analysis proved to be highly non-trivial. We therefore expect that the corresponding analysis in the present setting will be very intricate as well.

9. Appendix

Proof of Proposition 3.1. The proof is an adapted version of the proof of [4, Prop.3.1], tailored to the present situation of down-ratcheting (for self-containedness we give it in its complete form here again). Let us show first that V is a viscosity supersolution in $(0, \infty) \times [0, \bar{c}]$. By Proposition 2.1, $\partial_c V(x, c) \geq 0$ in $(0, \infty) \times [0, \bar{c}]$ in the viscosity sense.

Consider $(x, c) \in (0, \infty) \times [0, \bar{c}]$ and the admissible strategy $C \in \Pi_{x,c}^S$, which emits at constant rate c up to the depletion time τ . Let X_t^C be the corresponding controlled surplus process and suppose that there exists a test function φ for supersolution (3.6) at (x, c) , then $\varphi \leq V$ and $\varphi(x, c) = V(x, c)$. We want to prove that $\mathcal{L}^c(\varphi)(x, c) \leq 0$. For that purpose, we consider an auxiliary test function for the supersolution $\tilde{\varphi}$ in such a way that $\tilde{\varphi} \leq \varphi \leq V$ in $[0, \infty) \times [0, \bar{c}]$, $\tilde{\varphi} = \varphi$ in $[0, 2x] \times [0, \bar{c}]$ (so $\mathcal{L}^c(\varphi)(x, c) = \mathcal{L}^c(\tilde{\varphi})(x, c)$) and $\mathcal{L}^c(\tilde{\varphi})(\cdot, c)$ is bounded in $[0, \infty)$. We introduce $\tilde{\varphi}$ because $\mathcal{L}^c(\varphi)(\cdot, c)$ could be unbounded in $[0, \infty)$. We construct $\tilde{\varphi}$ as follows: take $g : [0, \infty) \rightarrow [0, 1]$ twice continuously differentiable with $g = 0$ in $[2x + 1, \infty)$ and $g = 1$ in $[0, 2x]$, and define $\tilde{\varphi}(y, d) = \varphi(y, d)g(y)$. Using Lemma 2.3, we obtain for $h > 0$

$$\begin{aligned} \tilde{\varphi}(x, c) &= V(x, c) \\ &\geq \mathbb{E} \left[\int_0^{\tau \wedge h} e^{-qs} (c + \Lambda) ds \right] + \mathbb{E} \left[e^{-q(\tau \wedge h)} \tilde{\varphi}(X_{\tau \wedge h}^C, c) \right]. \end{aligned}$$

Hence, we get, using Itô's formula,

$$\begin{aligned} 0 &\geq \mathbb{E} \left[\int_0^{\tau \wedge h} e^{-qs} (c + \Lambda) ds \right] + \mathbb{E} \left[e^{-q(\tau \wedge h)} \tilde{\varphi}(X_{\tau \wedge h}^C, c) - \tilde{\varphi}(x, c) \right] \\ &= \mathbb{E} \left[\int_0^{\tau \wedge h} e^{-qs} (c + \Lambda) ds \right] + \mathbb{E} \left[\int_0^{\tau \wedge h} e^{-qs} \left(\frac{\sigma^2}{2} \partial_{xx} \tilde{\varphi}(X_s^C, c) + \partial_x \tilde{\varphi}(X_s^C, c)(\mu - c) - q \tilde{\varphi}(X_s^C, c) \right) ds \right] \\ &\quad + \mathbb{E} \left[\int_0^{\tau \wedge h} \partial_x \tilde{\varphi}(X_s^C, c) \sigma dW_s \right] \\ &= \mathbb{E} \left[\int_0^{\tau \wedge h} e^{-qs} \mathcal{L}^c(\tilde{\varphi})(X_s^C, c) ds \right]. \end{aligned}$$

Since $\tau > 0$ a.s.,

$$\left| \frac{1}{h} \int_0^{\tau \wedge h} e^{-qs} \mathcal{L}^c(\tilde{\varphi})(X_s^C, c) ds \right| \leq \sup_{y \in [0, \infty)} |\mathcal{L}^c(\tilde{\varphi})(y, c)|,$$

and

$$\lim_{h \rightarrow 0^+} \frac{1}{h} \int_0^{\tau \wedge h} e^{-qs} \mathcal{L}^c(\tilde{\varphi})(X_s^C, c) ds = \mathcal{L}^c(\tilde{\varphi})(x, c) \text{ a.s.};$$

we conclude, using the bounded convergence theorem, that $\mathcal{L}^c(\varphi)(x, c) = \mathcal{L}^c(\bar{\varphi})(x, c) \leq 0$; so V is a viscosity supersolution at (x, c) .

Let us prove now that V is a viscosity subsolution in $(0, \infty) \times [0, \bar{c}]$. Assume first that V is not a subsolution of (3.6) at $(x, c) \in (0, \infty) \times (0, \bar{c}]$. Then there exist $\varepsilon > 0$, $0 < h < \min\{x/2, c/2\}$ and a (2,1)-differentiable function ψ with $\psi(x, c) = V(x, c)$ such that $\psi \geq V$,

$$\max\{\mathcal{L}^c(\psi)(y, d), -\partial_c \psi(y, d)\} \leq -q\varepsilon < 0 \quad (9.1)$$

for $(y, d) \in [x - h, x + h] \times [c - h, c]$ and

$$V(y, d) \leq \psi(y, d) - \varepsilon \quad (9.2)$$

for $(y, d) \notin [x - h, x + h] \times [c - h, c]$. Consider the controlled risk process X_t corresponding to an admissible strategy $C \in \Pi_{x,c}^S$ and define

$$\tau^* = \inf\{t > 0 : (X_t, C_t) \notin [x - h, x + h] \times [c - h, c]\}.$$

Since C_t is non-increasing and right-continuous, it can be written as

$$C_t = c + \int_0^t dC_s^{co} - \sum_{\substack{C_s < C_{s-} \\ 0 \leq s \leq t}} (C_{s-} - C_s), \quad (9.3)$$

where C_s^{co} is a continuous and non-increasing function.

Take a (2,1)-differentiable function $\psi : (0, \infty) \times [0, \bar{c}] \rightarrow [0, \infty)$. Note that, by the mean value theorem, we have in the case $C_s < C_{s-}$ that there exists $c_s \in (C_s, C_{s-})$ with

$$\psi(X_s^C, C_{s-}) - \psi(X_s^C, C_s) = (C_{s-} - C_s) \partial_c \psi(X_s^C, c_s).$$

Using the expression (9.3) and the change of variables formula (see for instance [25]), we can write

$$\begin{aligned} & e^{-q\tau^*} \psi(X_{\tau^*}^C, C_{(\tau^*)-}) - \psi(x, c) \\ &= \int_0^{\tau^*} e^{-qs} \partial_x \psi(X_s^C, C_{s-}) (\mu - C_{s-}) ds + \int_0^{\tau^*} e^{-qs} \partial_c \psi(X_s^C, C_{s-}) dC_s^{co} \\ & \quad - \sum_{\substack{C_s < C_{s-} \\ 0 \leq s < \tau^*}} e^{-qs} (C_{s-} - C_s) \partial_c \psi(X_s^C, c_s) \\ & \quad + \int_0^{\tau^*} e^{-qs} (-q\psi(X_s^C, C_{s-}) + \frac{\sigma^2}{2} \partial_{xx} \psi(X_s^C, C_{s-})) ds + \int_0^{\tau^*} e^{-qs} \partial_x \psi(X_s^C, C_{s-}) \sigma dW_s. \end{aligned} \quad (9.4)$$

Hence, using (9.1) and that $c_s \in [C_s, C_{s-}] \subset [c - h, c]$ for $s \in [0, \tau^*)$, we can write

$$\begin{aligned} & \mathbb{E} \left[e^{-q\tau^*} \psi(X_{\tau^*}^C, C_{(\tau^*)-}) \right] - \psi(x, c) \\ &= \mathbb{E} \left[\int_0^{\tau^*} e^{-qs} \mathcal{L}^{C_{s-}}(\psi)(X_s^C, C_{s-}) ds - \int_0^{\tau^*} e^{-qs} (C_{s-} + \Lambda) ds \right] \\ & \quad + \mathbb{E} \left[\int_0^{\tau^*} e^{-qs} \partial_c \psi(X_s^C, C_{s-}) dC_s^c - \sum_{\substack{C_s \neq C_{s-} \\ 0 \leq s < \tau^*}} e^{-qs} (C_{s-} - C_s) \partial_c \psi(X_s^C, c_s) \right] \\ &\leq \mathbb{E} \left[\varepsilon (e^{-q\tau^*} - 1) - \int_0^{\tau^*} e^{-qs} (C_{s-} + \Lambda) ds + q\varepsilon \left(\int_0^{\tau^*} e^{-qs} dC_s \right) \right]. \end{aligned}$$

From (9.2) and using that V is a function that is non-decreasing in the second variable as well as that C_s is a non-increasing process,

$$\begin{aligned} & \mathbb{E} \left[e^{-q\tau^*} V(X_{\tau^*}^C, C_{\tau^*}) \right] \\ &\leq \mathbb{E} \left[e^{-q\tau^*} \left(V(X_{\tau^*}^C, C_{\tau^*}) - V(X_{\tau^*}^C, C_{(\tau^*)-}) \right) \right] + \mathbb{E} [\psi(x, c) - e^{-q\tau^*} \varepsilon] + \mathbb{E} [\psi(X_{\tau^*}^C, C_{(\tau^*)-}) e^{-q\tau^*} - \psi(x, c)] \\ &\leq \psi(x, c) - \varepsilon - \mathbb{E} \left(\int_0^{\tau^*} e^{-qs} (C_{s-} + \Lambda) ds \right). \end{aligned}$$

Hence, using Lemma 2.3, we have that

$$V(x, c) = \sup_{C \in \Pi_{x, c}^S} \mathbb{E} \left(\int_0^{\tau^*} e^{-qs} (C_{s-} + \Lambda) ds + e^{-q\tau^*} V(X_{\tau^*}^C, C_{\tau^*}) \right) \leq \psi(x, c) - \varepsilon.$$

But the latter is a contradiction because we have assumed that $V(x, c) = \psi(x, c)$. When $c = 0$, $V(x, 0)$ solves $\mathcal{L}^0(V)(x, 0) = 0$, which gives the result. \blacksquare

Proof of Lemma 3.2. A locally Lipschitz function $\bar{u} : [0, \infty) \times [0, \bar{c}] \rightarrow \mathbb{R}$ is a viscosity supersolution of (3.6) at $(x, c) \in (0, \infty) \times (0, \bar{c})$, if any test function φ for supersolution at (x, c) satisfies

$$\max\{\mathcal{L}^c(\varphi)(x, c), -\partial_c \varphi(x, c)\} \leq 0, \quad (9.5)$$

and a locally Lipschitz function $\underline{u} : [0, \infty) \times [0, \bar{c}] \rightarrow \mathbb{R}$ is a viscosity subsolution of (3.6) at $(x, c) \in (0, \infty) \times (0, \bar{c})$ if any test function ψ for subsolution at (x, c) satisfies

$$\max\{\mathcal{L}^c(\psi)(x, c), -\partial_c \psi(x, c)\} \geq 0. \quad (9.6)$$

Suppose that there is a point $(x_0, c_0) \in [0, \infty) \times (0, \bar{c})$ such that $\underline{u}(x_0, c_0) - \bar{u}(x_0, c_0) > 0$. Let us define $h(c) = 1 + e^{c/\bar{c}}$ and

$$\bar{u}^s(x, c) = s h(c) \bar{u}(x, c)$$

for any $s > 1$. We have that φ is a test function for supersolution of \bar{u} at (x, c) if and only if $\varphi^s = s h(c) \varphi$ is a test function for supersolution of \bar{u}^s at (x, c) . By (9.5) and using $1 - s h(c) < 1 - s < 0$, we have

$$\begin{aligned} \mathcal{L}^c(\varphi^s)(x, c) &= \frac{\sigma^2}{2} s h(c) \partial_{xx} \varphi(x, c) + (\mu - c) s h(c) \partial_x \varphi(x, c) - q s h(c) \varphi(x, c) + c + \Lambda \\ &= s h(c) \mathcal{L}^c(\varphi)(x, c) + (c + \Lambda)(1 - s h(c)) \\ &< 0 \end{aligned} \quad (9.7)$$

and

$$\partial_c \varphi^s(x, c) \geq \frac{s}{\bar{c}} e^{c/\bar{c}} \varphi(x, c) > 0 \quad (9.8)$$

for $\varphi(x, c) > 0$. Take $s_0 > 1$, then $\underline{u}(x_0, c_0) - \bar{u}^{s_0}(x_0, c_0) > 0$. We define

$$M = \sup_{x \geq 0, 0 \leq c \leq \bar{c}} (\underline{u}(x, c) - \bar{u}^{s_0}(x, c)). \quad (9.9)$$

Since $\lim_{x \rightarrow \infty} \underline{u}(x, c) \leq (\bar{c} + \Lambda)/q \leq \lim_{x \rightarrow \infty} \bar{u}(x, c)$, there exists a $b > x_0$ such that

$$\sup_{0 \leq c \leq \bar{c}} \underline{u}(x, c) - \bar{u}^{s_0}(x, c) < 0 \text{ for } x \geq b. \quad (9.10)$$

From (9.10), we obtain that

$$0 < \underline{u}(x_0, c_0) - \bar{u}^{s_0}(x_0, c_0) \leq M := \max_{x \in [0, b], 0 \leq c \leq \bar{c}} (\underline{u}(x, c) - \bar{u}^{s_0}(x, c)). \quad (9.11)$$

Call $(x^*, c^*) := \arg \max_{x \in [0, b], 0 \leq c \leq \bar{c}} (\underline{u}(x, c) - \bar{u}^{s_0}(x, c))$. Let us consider the set

$$\mathcal{A} = \{(x, y, c, d) : 0 \leq x \leq y \leq b, 0 \leq c \leq \bar{c}, 0 \leq d \leq \bar{c}\}$$

and, for all $\lambda > 0$, the functions

$$\begin{aligned} \Phi^\lambda(x, y, c, d) &= \frac{\lambda}{2} (x - y)^2 + \frac{\lambda}{2} (c - d)^2 + \frac{2m}{\lambda^2(y-x) + \lambda}, \\ \Sigma^\lambda(x, y, c, d) &= \underline{u}(x, c) - \bar{u}^{s_0}(y, d) - \Phi^\lambda(x, y, c, d). \end{aligned} \quad (9.12)$$

Calling $M^\lambda = \max_A \Sigma^\lambda$ and $(x_\lambda, y_\lambda, c_\lambda, d_\lambda) = \arg \max_A \Sigma^\lambda$, we obtain that

$$M^\lambda \geq \Sigma^\lambda(x^*, x^*, c^*, c^*) = M - \frac{2m}{\lambda},$$

and so

$$\liminf_{\lambda \rightarrow \infty} M^\lambda \geq M. \quad (9.13)$$

There exists λ_0 large enough and s small enough such that if $\lambda \geq \lambda_0$, then $(x_\lambda, y_\lambda, c_\lambda, d_\lambda) \notin \partial A$, the proof is similar to the one of Lemma 4.5 of [3]. Using the inequality

$$\Sigma^\lambda(x_\lambda, x_\lambda, c_\lambda, c_\lambda) + \Sigma^\lambda(y_\lambda, y_\lambda, d_\lambda, d_\lambda) \leq 2\Sigma^\lambda(x_\lambda, y_\lambda, c_\lambda, d_\lambda),$$

we obtain that

$$\lambda \|(x_\lambda - y_\lambda, c_\lambda - d_\lambda)\|_2^2 \leq \underline{u}(x_\lambda, c_\lambda) - \underline{u}(y_\lambda, d_\lambda) + \bar{u}^{s_0}(x_\lambda, c_\lambda) - \bar{u}^{s_0}(y_\lambda, d_\lambda) + 4m(y_\lambda - x_\lambda).$$

Consequently

$$\lambda \|(x_\lambda - y_\lambda, c_\lambda - d_\lambda)\|_2^2 \leq 6m \|(x_\lambda - y_\lambda, c_\lambda - d_\lambda)\|_2. \quad (9.14)$$

We can find a sequence $\lambda_n \rightarrow \infty$ such that $(x_{\lambda_n}, y_{\lambda_n}, c_{\lambda_n}, d_{\lambda_n}) \rightarrow (\hat{x}, \hat{y}, \hat{c}, \hat{d}) \in A$. From (9.14), we get that

$$\|(x_{\lambda_n} - y_{\lambda_n}, c_{\lambda_n} - d_{\lambda_n})\|_2 \leq 6m/\lambda_n, \quad (9.15)$$

which gives $\hat{x} = \hat{y}$ and $\hat{c} = \hat{d}$.

Since $\Sigma^\lambda(x, y, c, d) = \underline{u}(x, c) - \bar{u}^{s_0}(y, d) - \Phi^\lambda(x, y, c, d)$ reaches the maximum in $(x_\lambda, y_\lambda, c_\lambda, d_\lambda)$ in the interior of the set A , the function

$$\psi(x, c) = \Phi^\lambda(x, y_\lambda, c, d_\lambda) - \Phi^\lambda(x_\lambda, y_\lambda, c_\lambda, d_\lambda) + \underline{u}(x_\lambda, c_\lambda)$$

is a test for subsolution for \underline{u} of the HJB equation at the point (x_λ, c_λ) .

In addition, the function

$$\varphi^{s_0}(y, d) = -\Phi^\lambda(x_\lambda, y, c_\lambda, d) + \Phi^\lambda(x_\lambda, y_\lambda, c_\lambda, d_\lambda) + \bar{u}^{s_0}(y_\lambda, d_\lambda)$$

is a test for supersolution for \bar{u}^{s_0} at (y_λ, d_λ) and so

$$\partial_c \varphi^{s_0}(y_\lambda, d_\lambda) \geq \frac{s_0}{\bar{c}} \varphi(y_\lambda, d_\lambda) e^{c/\bar{c}} > 0,$$

using $y_\lambda > 0$. Consequently, $\partial_c \psi(x_\lambda, c_\lambda) = \partial_c \varphi^{s_0}(y_\lambda, d_\lambda) > 0$, and so we have $\mathcal{L}^{c_\lambda}(\psi)(x_\lambda, c_\lambda) \geq 0$.

Assume first that the functions $\underline{u}(x, c)$ and $\bar{u}^{s_0}(y, d)$ are (2,1)-differentiable at (x_λ, c_λ) and (y_λ, d_λ) respectively. Since Σ^λ defined in (9.12) reaches a local maximum at $(x_\lambda, y_\lambda, c_\lambda, d_\lambda) \notin \partial A$, we have that

$$\partial_x \Sigma^\lambda(x_\lambda, y_\lambda, c_\lambda, d_\lambda) = \partial_y \Sigma^\lambda(x_\lambda, y_\lambda, c_\lambda, d_\lambda) = 0$$

and so

$$\begin{aligned} \partial_x \underline{u}(x_\lambda, c_\lambda) &= \partial_x \Phi^\lambda(x_\lambda, y_\lambda, c_\lambda, d_\lambda) \\ &= \lambda(x_\lambda - y_\lambda) + \frac{2m}{(\lambda(y_\lambda - x_\lambda) + 1)^2} \\ &= -\partial_y \Phi^\lambda(x_\lambda, y_\lambda, c_\lambda, d_\lambda) = \partial_x \bar{u}^{s_0}(y_\lambda, d_\lambda). \end{aligned} \quad (9.16)$$

Defining $A = \partial_{xx} \underline{u}(x_\lambda, c_\lambda)$ and $B = \partial_{xx} \bar{u}^{s_0}(y_\lambda, d_\lambda)$, we obtain

$$\begin{aligned}
& \begin{pmatrix} \partial_{xx}\Sigma^\lambda(x_\lambda, y_\lambda, c_\lambda, d_\lambda) & \partial_{xy}\Sigma^\lambda(x_\lambda, y_\lambda, c_\lambda, d_\lambda) \\ \partial_{xy}\Sigma^\lambda(x_\lambda, y_\lambda, c_\lambda, d_\lambda) & \partial_{yy}\Sigma^\lambda(x_\lambda, y_\lambda, c_\lambda, d_\lambda) \end{pmatrix} \\
&= \begin{pmatrix} A - \partial_{xx}\Phi^\lambda(x_\lambda, y_\lambda, c_\lambda, d_\lambda) & -\partial_{xy}\Phi^\lambda(x_\lambda, y_\lambda, c_\lambda, d_\lambda) \\ -\partial_{xy}\Phi^\lambda(x_\lambda, y_\lambda, c_\lambda, d_\lambda) & -B - \partial_{yy}\Phi^\lambda(x_\lambda, y_\lambda, c_\lambda, d_\lambda) \end{pmatrix} \leq 0.
\end{aligned}$$

It is hence a negative semi-definite matrix, and

$$\begin{pmatrix} A & 0 \\ 0 & -B \end{pmatrix} \leq H(\Phi^\lambda)(x_\lambda, y_\lambda, c_\lambda, d_\lambda) := \begin{pmatrix} \partial_{xx}\Phi^\lambda(x_\lambda, y_\lambda, c_\lambda, d_\lambda) & \partial_{xy}\Phi^\lambda(x_\lambda, y_\lambda, c_\lambda, d_\lambda) \\ \partial_{xy}\Phi^\lambda(x_\lambda, y_\lambda, c_\lambda, d_\lambda) & \partial_{yy}\Phi^\lambda(x_\lambda, y_\lambda, c_\lambda, d_\lambda) \end{pmatrix}.$$

In the case that $\underline{u}(x, c)$ and $\bar{u}^{s_0}(y, d)$ are not (2,1)-differentiable at (x_λ, c_λ) and (y_λ, d_λ) , respectively, we can resort to a more general theorem to get a similar result. Using Theorem 3.2 of Crandall, Ishii and Lions [17], it can be proved that for any $\delta > 0$ there exist real numbers A_δ and B_δ such that

$$\begin{pmatrix} A_\delta & 0 \\ 0 & -B_\delta \end{pmatrix} \leq H(\Phi^\lambda)(x_\lambda, y_\lambda, c_\lambda, d_\lambda) + \delta (H(\Phi^\lambda)(x_\lambda, y_\lambda, c_\lambda, d_\lambda))^2 \quad (9.17)$$

and

$$\begin{aligned}
& \frac{\sigma^2}{2} A_\delta + (\mu - c_\lambda) \partial_x \psi(x_\lambda, c_\lambda) - q \psi(x_\lambda, c_\lambda) + c_\lambda + \Lambda \geq 0, \\
& \frac{\sigma^2}{2} B_\delta + (\mu - d_\lambda) \partial_x \varphi^{s_0}(y_\lambda, d_\lambda) - q \varphi^{s_0}(y_\lambda, d_\lambda) + d_\lambda + \Lambda \leq 0.
\end{aligned} \quad (9.18)$$

The expression (9.17) implies that $A_\delta - B_\delta \leq 0$ because

$$H(\Phi^\lambda)(x_\lambda, y_\lambda, c_\lambda, d_\lambda) = \partial_{xx}\Phi^\lambda(x_\lambda, y_\lambda, c_\lambda, d_\lambda) \begin{pmatrix} 1 & -1 \\ -1 & 1 \end{pmatrix}$$

and

$$(H(\Phi^\lambda)(x_\lambda, y_\lambda, c_\lambda, d_\lambda))^2 = 2 (\partial_{xx}\Phi^\lambda(x_\lambda, y_\lambda, c_\lambda, d_\lambda))^2 \begin{pmatrix} 1 & -1 \\ -1 & 1 \end{pmatrix}.$$

Therefore,

$$\begin{aligned}
A_\delta - B_\delta &= (1 \quad 1) \begin{pmatrix} A_\delta & 0 \\ 0 & -B_\delta \end{pmatrix} \begin{pmatrix} 1 \\ 1 \end{pmatrix} \\
&\leq (1 \quad 1) \left(H(\Phi^\lambda)(x_\lambda, y_\lambda, c_\lambda, d_\lambda) + \delta (H(\Phi^\lambda)(x_\lambda, y_\lambda, c_\lambda, d_\lambda))^2 \right) \begin{pmatrix} 1 \\ 1 \end{pmatrix} \\
&= 0.
\end{aligned}$$

And so, since $\varphi^{s_0}(y_\lambda, d_\lambda) = \bar{u}^{s_0}(y_\lambda, d_\lambda)$, $\psi(x_\lambda, c_\lambda) = \underline{u}(x_\lambda, c_\lambda)$ and

$$\partial_x \varphi^{s_0}(y_\lambda, d_\lambda) = -\partial_y \Phi^\lambda(x_\lambda, y_\lambda, c_\lambda, d_\lambda) = \partial_x \Phi^\lambda(x_\lambda, y_\lambda, c_\lambda, d_\lambda) = \partial_x \psi(x_\lambda, c_\lambda),$$

we obtain

$$\begin{aligned}
\underline{u}(x_\lambda, c_\lambda) - \bar{u}^{s_0}(y_\lambda, d_\lambda) &= \psi(x_\lambda, c_\lambda) - \varphi^{s_0}(y_\lambda, d_\lambda) \\
&\leq \frac{\sigma^2}{2q} (A_\delta - B_\delta) \\
&\quad + \left(\frac{c_\lambda}{q} - \frac{d_\lambda}{q} \right) (1 - \partial_x \Phi^\lambda(x_\lambda, y_\lambda, c_\lambda, d_\lambda)) \\
&\leq \left(\frac{c_\lambda}{q} - \frac{d_\lambda}{q} \right) \left(1 - \lambda(x_\lambda - y_\lambda) - \frac{2m}{(\lambda(y_\lambda - x_\lambda) + 1)^2} \right).
\end{aligned} \quad (9.19)$$

Hence, from (9.15) and (9.13), we get

$$\begin{aligned}
0 < M &\leq \liminf_{\lambda \rightarrow \infty} M_\lambda \leq \lim_{n \rightarrow \infty} M_{\lambda_n} = \lim_{n \rightarrow \infty} \Sigma^{\lambda_n}(x_{\lambda_n}, y_{\lambda_n}, c_{\lambda_n}, d_{\lambda_n}) = \underline{u}(\hat{x}, \hat{c}) - \overline{u}^{s_0}(\hat{x}, \hat{c}) \\
&\leq \lim_{n \rightarrow \infty} \left(\frac{c_{\lambda_n}}{q} - \frac{d_{\lambda_n}}{q} \right) (1 - \lambda_n (x_{\lambda_n} - y_{\lambda_n})) - \frac{2m}{(\lambda_n (y_{\lambda_n} - x_{\lambda_n}) + 1)^2} \\
&\leq \lim_{n \rightarrow \infty} \left| \frac{c_{\lambda_n}}{q} - \frac{d_{\lambda_n}}{q} \right| (1 + \lambda_n \|(x_{\lambda_n} - y_{\lambda_n}, c_{\lambda_n} - d_{\lambda_n})\|_2 + \frac{2m}{(\lambda_n (y_{\lambda_n} - x_{\lambda_n}) + 1)^2}) \\
&\leq \lim_{n \rightarrow \infty} \left| \frac{c_{\lambda_n}}{q} - \frac{d_{\lambda_n}}{q} \right| (1 + 8m) = 0.
\end{aligned}$$

This is a contradiction and so we get the result. ■

Proof of Theorem 6.2. By definition $W^{z^*}(\cdot, 0) = V^{c_0}$. Assuming that $W^{z^*}(\cdot, c_k) = V^{c_k}$ for $k = 1, \dots, i-1$, by Theorem 4.1, it is enough to prove that $W^{z^*}(\cdot, c_i)$ is a viscosity solution of (4.2). Since by construction $V^{c_{i-1}} - W^{z^*}(\cdot, c_i) \leq 0$ and $V^{c_{i-1}}(x) - W^{z^*}(x, c_i) = 0$ for $x \leq z^*(c_i)$, it remains to be seen that $\mathcal{L}^{c_i}(W^{z^*})(x, c_i) \leq 0$ for $x \leq z^*(c_i)$. By Remark 6.1, $W^{z^*}(\cdot, c_i)$ is continuously differentiable and it is piecewise infinitely differentiable in open intervals in which it solves $\mathcal{L}^{c_j}(W^{z^*})(x, c_i) = 0$ for some $j \leq i$. Let us consider first the case in which $x \neq z^*(c_k)$ for $k = 1, \dots, i-1$, so x belongs to one of these open intervals. Hence,

$$\mathcal{L}^{c_i}(W^{z^*})(x, c_i) = \mathcal{L}^{c_j}(W^{z^*})(x, c_i) + (c_i - c_j)(1 - \partial_x W^{z^*}(x, c_i)) = (c_i - c_j)(1 - \partial_x W^{z^*}(x, c_i)) \leq 0$$

if and only if $\partial_x W^{z^*}(x, c_i) \geq 1$. Let us prove the result first for $x = z^*(c_i) \neq z^*(c_k)$ for $k = 1, \dots, i-1$. That is, there exists $\delta > 0$ and some $j < i$ such that $\mathcal{L}^{c_j}(W^{z^*})(x, c_i) = 0$ in $(z^*(c_i) - \delta, z^*(c_i))$ and then

$$\mathcal{L}^{c_j}(W^{z^*})(z^*(c_i)^-, c_i) = 0, \mathcal{L}^{c_i}(W^{z^*})(z^*(c_i)^+, c_i) = 0,$$

so

$$\begin{aligned}
0 &= \mathcal{L}^{c_i}(W^{z^*})(z^*(c_i)^+, c_i) - \mathcal{L}^{c_j}(W^{z^*})(z^*(c_i)^-, c_i) \\
&= \frac{\sigma^2}{2} (\partial_{xx} W^{z^*}(z^*(c_i)^+, c_i) - \partial_{xx} W^{z^*}(z^*(c_i)^-, c_i)) \\
&\quad + (c_i - c_j)(1 - \partial_x W^{z^*}(z^*(c_i), c_i)).
\end{aligned}$$

By Remark 6.1, $\partial_{xx} W^{z^*}(z^*(c_i)^+, c_i) - \partial_{xx} W^{z^*}(z^*(c_i)^-, c_i) \geq 0$ and $c_i - c_j > 0$, and we can conclude that $\partial_x W^{z^*}(z^*(c_i), c_i) \geq 1$. It remains to prove that $\partial_x W^{z^*}(x, c_i) \geq 1$ for $x < z^*(c_i)$.

If $i = 1$, by definition $W^{z^*}(x, c_1) = W^{z^*}(x, 0) = \frac{\Lambda}{q} (1 - e^{\theta_1(0)x})$ for $x \leq z^*(c_1)$. By Remark 6.2, $W^{z^*}(\cdot, 0)$ is concave and so $\partial_x W^{z^*}(x, c_1) = \partial_x W^{z^*}(x, 0) \geq \partial_x W^{z^*}(z^*(c_1), 0) \geq 1$ for $x \leq z^*(c_1)$; hence we have the result. We need to prove now that $\partial_x W^{z^*}(x, c_i) = \partial_x W^{z^*}(x, c_{i-1}) \geq 1$ for $x < z^*(c_i)$ and $i > 1$. By the induction hypothesis, we know that $\partial_x W^{z^*}(x, c_{i-1}) \geq 1$ for $x \leq z^*(c_{i-1})$. In the case that $z^*(c_i) \leq z^*(c_{i-1})$, it is straightforward because $x \leq z^*(c_i) \leq z^*(c_{i-1})$ implies

$$\partial_x W^{z^*}(x, c_i) = \partial_x W^{z^*}(x, c_{i-1}) \geq 1.$$

In the case that $z^*(c_i) > z^*(c_{i-1})$, it is enough to prove it for $x \in (z^*(c_{i-1}), z^*(c_i))$. Note that $W^{z^*}(x, c_i) = W^{z^*}(x, c_{i-1})$ for $x \in (z^*(c_{i-1}), z^*(c_i))$, and $W^{z^*}(\cdot, c_{i-1})$ is a solution of $\mathcal{L}^{c_{i-1}} = 0$ in $[z^*(c_{i-1}), \infty)$ with $\lim_{x \rightarrow \infty} W^{z^*}(x, c_{i-1}) = \frac{c_{i-1} + \Lambda}{q}$; so, by Remark 6.2, $\partial_x W^{z^*}(x, c_i)$ is decreasing in the interval $(z^*(c_{i-1}), z^*(c_i))$. But $\partial_x W^{z^*}(z^*(c_i), c_i) \geq 1$, so we have the result.

Consider now the case $x = z^*(c_j)$ with $j \leq i-1$ and $z^*(c_j) \leq z^*(c_i)$. It could be the case that $W^{z^*}(x, c_i)$ is not twice continuously differentiable at $z^*(c_j)$, so we prove that $\mathcal{L}^{c_i}(W^{z^*})(z^*(c_j), c_i) \leq 0$ in the viscosity sense. Take a test function φ for supersolution at $z^*(c_j)$. From Definition 4.1, $\varphi'(z^*(c_j)) = \partial_x W^{z^*}(z^*(c_j), c_i)$ and

$$\varphi''(z^*(c_j)) \leq \min\{\partial_{xx} W^{z^*}(z^*(c_j)^+, c_i), \partial_{xx} W^{z^*}(z^*(c_j)^-, c_i)\}.$$

Then

$$\mathcal{L}^{c_i}(\varphi)(z^*(c_j), c_i) \leq \min\{\mathcal{L}^{c_i}(W^{z^*})(z^*(c_j)^+, c_i), \mathcal{L}^{c_i}(W^{z^*})(z^*(c_j)^-, c_i)\},$$

and since we already proved that $\mathcal{L}^{c_i}(W^{z^*})(\cdot, c_i) \leq 0$ in $(z^*(c_j) - \delta, z^*(c_j)) \cup (z^*(c_j), z^*(c_j) + \delta)$ for some $\delta > 0$, we get the result by continuity. ■

References

- [1] Aïd, R. and Biagini, S. (2023). Optimal dynamic regulation of carbon emissions market. *Mathematical Finance* **33**, 1, 80–115.
- [2] Aïd, R. and Biagini, S. (2025). Stochastic carbon regulation in continuous time. In: *Handbook of Quantitative Sustainable Finance*, pp. 449–473, Chapman and Hall/CRC.
- [3] Albrecher, H., Azcue, P. and Muler, N. (2020), Optimal ratcheting of dividends in insurance. *SIAM Journal on Control and Optimization*, **58**, 4, 1822–1845.
- [4] Albrecher, H., Azcue, P. and Muler, N. (2022), Optimal ratcheting of dividends in a Brownian risk model. *SIAM Journal on Financial Mathematics*, **13**, 3, 657–701.
- [5] Albrecher, H., Azcue, P., and Muler, N. (2023). Optimal dividends under a drawdown constraint and a curious square-root rule. *Finance and Stochastics* **27**(2), 341–400.
- [6] Albrecher, H. and Zhu, J. (2025), On effects of present-bias on carbon emission patterns towards a net zero target. *Preprint, arXiv:2510.27384*.
- [7] Angoshtari, B., Bayraktar, E. and Young, V.R. (2019) Optimal dividend distribution under drawdown and ratcheting constraints on dividend rates. *SIAM Journal on Financial Mathematics* **10**, 2, 547–577.
- [8] Angoshtari, B., Bayraktar, E. and Young, V.R. (2023) Optimal consumption under a habit-formation constraint: the deterministic case. *SIAM Journal on Financial Mathematics*, **14**, 2, 557–597.
- [9] Azcue P. and Muler N. (2014). *Stochastic Optimization in Insurance: a Dynamic Programming Approach*. Springer Briefs in Quantitative Finance. Springer.
- [10] Albrecher, H. and Thonhauser, S. (2009). Optimality results for dividend problems in insurance. *RACSAM - Revista de la Real Academia de Ciencias Exactas, Físicas y Naturales. Serie A. Matemáticas*, **103**, 2, 295–320.
- [11] Biagini, S. (2025). Carbon neutrality and net-zero regulation. *SIAM Journal on Financial Mathematics* **16**, 3, 1028–1057.
- [12] Borissov, K. and Bretschger, L. (2022). Optimal carbon policies in a dynamic heterogeneous world. *European Economic Review*, 148:104253.
- [13] Bourgey, F., Gobet, E. and Jiao, Y. (2024). Bridging socioeconomic pathways of CO2 emission and credit risk. *Annals of Operations Research*, **336**, 1, 1197–1218.
- [14] Chekriy, K., Kiesel, R. and Stahl, G. (2025). Probabilistic assessment of corporate net-zero transition. Available at SSRN 5255705.
- [15] Chen, X., Dong, Y., Huang, W. and Liang, J. (2024). Optimal Carbon Emission Control With Allowances Purchasing. arXiv preprint arXiv:2407.08477.
- [16] Colaneri, K., Frey, R., and Köck, V. (2024). Random carbon tax policy and investment into emission abatement technologies. arXiv preprint arXiv:2406.01088.
- [17] Crandall, M. G., Ishii, H. and Lions, P. L. (1992). User’s guide to viscosity solutions of second order partial differential equations. *Bull. Amer. Math. Soc. (N.S.)* **27**, 1–67.

- [18] Claisse, J., Talay, D. and Tan, X. (2016), A pseudo-Markov property for controlled diffusion processes, *SIAM Journal on Control Optimization*, **54**, 1017–1029.
- [19] Elie, R. and Touzi, N. (2008). Optimal lifetime consumption and investment under a drawdown constraint. *Finance and Stochastics* **12**, 3, 299–330.
- [20] Guan, C. and Quan Xu, Q. X. (2024). Optimal ratcheting of dividend payout under Brownian motion surplus. *SIAM Journal on Control and Optimization* **62**, 5, 2590–2620.
- [21] Huang, W., Liang, J. and Dong, Y. (2023). Optimal stochastic control problem for a carbon emission reduction process. *SIAM Journal on Applied Mathematics* **83**,3, 1272–1295.
- [22] Korn, R. (2025). A framework for optimal portfolios with sustainable assets and climate scenarios. *European Actuarial Journal* **15**, 1, 1–13.
- [23] Korn, R. and Nurkanovic, A. (2025). Sustainable portfolio optimization and sustainable taxation. *European Actuarial Journal*, to appear.
- [24] Popovski, V. (2018). *The implementation of the Paris agreement on climate change*. Routledge, London.
- [25] Protter, P. (1992). *Stochastic integration and differential equations*. Springer Verlag, Berlin.
- [26] Saleh, H., Battiston, S., Monasterolo, I., Barreau, T. and Tankov, P. (2025). Estimating firms’ emissions from asset level data helps revealing (mis)alignment to net zero targets. Available at SSRN 4661050.
- [27] Thonhauser, S. and Albrecher, H. (2007). Dividend maximization under consideration of the time value of ruin. *Insurance: Mathematics and Economics*, **41**(1), 163–184.
- [28] Wijk, L.V. (2024). *On Stochastic Control Theory for Dynamic Carbon Emission Reduction*. Master Thesis, University of Utrecht.