

Optimal e-values for testing the mean of a bounded random variable against a composite alternative

Sebastian Arnold*

Eugenio Clerico[§]

January 19, 2026

Abstract

We derive the unique e-values with optimal (relative) growth rate *in the worst case* for testing the mean of a bounded random variable, hereby contributing with the first application beyond the assumption of mutually absolutely continuous hypotheses of the (RE)GROW quality criteria for e-values originally proposed by Grünwald et al. (2024). For both criteria, we characterise explicitly the alternatives for which it is most difficult to test against, which also admit a meaningful interpretation. We give two important examples of interest where REGROW provides a powerful quality criterion to choose optimal e-variables whereas GROW leads to trivial solutions.

Keywords: *e-variable; optimal growth rate; nonparametric mean-testing; convex envelope.*

1 Introduction

E-values are a statistical tool for measuring evidence against a null hypothesis that has attracted increasing interest in recent years as a flexible and safe alternative to p-values; see, e.g., Grünwald et al. (2024), Vovk and Wang (2021), and Ramdas et al. (2023). Formally, an *e-value* is the observed value (on the data) of an *e-variable*, a non-negative random variable whose expectation is bounded by 1 under the null hypothesis. From this definition, Markov’s inequality ensures that large e-values are unlikely under the null (for any $\alpha \in [0, 1]$, the probability that an e-value is larger than $1/\alpha$ is at most α). As a consequence, the magnitude of an observed e-value directly quantifies statistical evidence against the null hypothesis: the larger an e-value the stronger the evidence in favour of rejection. Thus, by rejecting for sufficiently large values, e-values can be used to obtain valid type-I error control in hypothesis testing problems. Notably, the primary strength of e-values does not lie in the classical testing framework, in which both the data set and the significance level are fixed in advance (and where p-values are often more powerful), but rather in the fact that their validity is preserved under natural operations, such as convex combinations and, under independence, multiplication. This makes e-values a flexible tool for aggregating evidence across multiple experiments, or for adaptive analyses when data come in sequentially over time. For a comprehensive introduction to the theory and use of e-values, we refer to the recent monograph by Ramdas and Wang (2025).

A natural question when testing with e-values is how to choose an appropriate e-variable to use. This choice is typically tackled after specifying an alternative hypothesis: in addition to the null \mathcal{P} , we fix a particular alternative hypothesis \mathcal{Q} that we consider especially relevant, in the sense that we would like to ensure rejection of \mathcal{P} whenever the data are generated from \mathcal{Q} . In the classical Neyman-Pearson framework, this leads to selecting a test that, for a fixed significance level, maximises *power* against \mathcal{Q} (namely the probability of a rejection under \mathcal{Q}) subject to type-I error control. In analogy, we aim to construct valid \mathcal{P} -e-variables that are as ‘powerful’ as possible against \mathcal{Q} . However, the Neyman-Pearson notion of power is often not the most informative criterion for e-values. Indeed, optimising rejection probability at a fixed significance level α ties the construction to that level, thereby discarding information about the magnitude of the evidence, and effectively reduces the output to a binary decision. This is at odds with the interpretation of e-values as quantitative measures of evidence that can be meaningfully accumulated across experiments independent of an accept/reject decision (Shafer, 2021), and ignores the fact that e-values allow for post-hoc choices of α (Grünwald, 2024). The classical notion of power is therefore not a suitable criterion for e-values.

*Machine Learning Group, Centrum Wiskunde & Informatica (CWI), sebastian.arnold@cwi.nl

[§]Department of Statistics, University of Oxford, eugenio.clerico@gmail.com

When the alternative hypothesis \mathcal{Q} is *simple* (namely, it consists of a single distribution Q), the most commonly adopted notion of ‘power’ for an e-variable E is the *expected growth rate* (or *e-power*) $\mathbb{E}_Q[\log E]$, which quantifies the rate at which evidence accumulates under the alternative. Maximising this quantity is well motivated by arguments from gambling theory, information theory, and finance (see, for instance, Grünwald et al. 2024 and Shafer 2021, while Larsson et al. 2025a provides a discussion of alternative utility functions beyond the logarithm). A central result in the theory of e-values states that there exists a (Q -almost surely) unique e-variable E_Q^* maximising $\mathbb{E}_Q[\log E]$ among all valid e-variables. This optimal e-variable can always be expressed as a generalized likelihood ratio between Q and a (sub)probability measure in the effective null, and is referred to as the *growth-rate optimal* (GRO) or *numéraire* e-variable; see Grünwald et al. (2024) and Larsson et al. (2025a).

Whereas the expected growth rate provides a natural optimality criterion for simple alternatives, its extension to *composite* alternatives (namely families of distributions) is far from straightforward. In this paper, following Grünwald et al. (2024), we study two possible optimality criteria for e-variables when facing a composite alternative \mathcal{Q} : *GROW* (growth rate optimal in the worst case) and *REGROW* (relative growth rate optimal in the worst case). Grünwald et al. (2024) show that both criteria admit almost surely unique maximisers, referred to as *GROW e-variable* and *REGROW e-variable*, respectively, if we assume that all the measures in both the null \mathcal{P} and the alternative \mathcal{Q} admit densities with respect to a common reference measure. We refer to this condition as the *absolute continuity assumption*. At present, general existence and characterisation results for GROW and REGROW e-variables are only known under the absolute continuity assumption, and extensions to broader settings of non-dominated hypotheses remain largely unexplored.

In this paper, we consider these criteria for the problem of testing the mean of a bounded real-valued random variable. More precisely, we focus on hypotheses like $\mathcal{P} = \{\text{The mean is } (\leq) \mu_0\}$ against $\mathcal{Q} = \{\text{The mean is } (>) \mu_1\}$. Although this pair of hypotheses does not satisfy the absolute continuity assumption, we show that the GROW and REGROW e-variables are nevertheless well defined and admit a simple characterisation. To the best of our knowledge, this is the first result of this kind for non-dominated hypotheses. Existence and characterisation of (RE)GROW e-variables beyond the absolute continuity assumption addresses open problems of current research. Indeed, counter-intuitive examples of e-variables which have infinite expected log-growth, and at the same moment very high probability being strictly smaller than 1 under the alternative (or vice-versa, e-variables with expected log growth $-\infty$, and simultaneously very high probability for being significantly large) show that there are many subtleties in defining *powerful* or *optimal* e-variables and that further research and analysis is needed to fully understand e-power’s advantages and limitations (Wang, 2024).

Our analysis builds on recent work by Clerico (2025a), which shows that the *coin-betting e-class*, a simple subclass of e-variables parametrised by a single scalar parameter, forms the minimal complete e-variable class for the testing problem that we consider. Informally, this implies that every valid e-variable is pointwise dominated by a member of this class. As a consequence, when searching for (RE)GROW e-variables, it is sufficient to restrict attention to the coin-betting e-class. This, together with standard convex analysis tools, allows us to characterise the resulting optimal e-variables analytically.

2 Preliminaries

Notations and definitions. Let $\mathcal{X} = [a, b]$, for $-\infty < a < b < \infty$, endowed with the standard real topology and its Borel sigma-field. We let \mathcal{P} be the set of Borel probability measures on \mathcal{X} , and \mathcal{F} the family of all Borel measurable functions $f : \mathcal{X} \rightarrow \mathbb{R}$. For $P \in \mathcal{P}$ and $f \in \mathcal{F}$ integrable with respect to P , we denote by $\mathbb{E}_P[f(X)]$ (or simply $\mathbb{E}_P[f]$) the expectation $\int_a^b f(x) dP(x)$ of f under P . Given a *null hypothesis* $\mathcal{P} \subseteq \mathcal{P}$, we call $E \in \mathcal{F}$ an *e-variable* (with respect to \mathcal{P}) if $E \geq 0$, and $\mathbb{E}_P[E] \leq 1$ for all $P \in \mathcal{P}$. We let $\mathcal{E}(\mathcal{P}) \subseteq \mathcal{F}$ denote the family of all e-variables with respect to \mathcal{P} . We call $P \in \mathcal{P}$ *absolutely continuous* with respect to a Borel measure ν on \mathcal{X} , if P admits a density with respect to ν , in which case we write $P \ll \nu$. For $x \in [a, b]$, we let δ_x be the Dirac probability measure at x .

The absolute continuity (AC) assumption. Fix two subsets \mathcal{P} and \mathcal{Q} of \mathcal{P} , which we will call the *null* and *alternative* hypothesis respectively. If there exists a reference measure ρ on \mathcal{X} such that each $P \ll \rho$ for every $P \in \mathcal{P}$ and $Q \ll \rho$ for every $Q \in \mathcal{Q}$, we say that the pair $(\mathcal{P}, \mathcal{Q})$ satisfies the *absolute continuity* (AC) assumption. This property often greatly simplifies the theoretical analysis and is therefore commonly assumed in the literature. However, here we will be mostly interested in cases where the AC assumption does not hold.

Convex envelope. We now introduce a technical tool that will play a key role in our analysis. Given $f \in \mathcal{F}$, we define the c-envelope of f as the mapping $f^c : \mathcal{X} \rightarrow [-\infty, \infty)$ given by

$$f^c(x) = \inf_{\substack{Q \in \mathcal{P}: \\ \mathbb{E}_Q[X] = x}} \mathbb{E}_Q[f], \quad (1)$$

where the infimum is restricted to those Q for which f is integrable. The next lemma gives some useful properties of the c-envelope.

Lemma 1. *Let $f \in \mathcal{F}$ and f^c be its c-envelope (1). Then, f^c is dominated by f , that is $f^c \leq f$. If f is non-increasing (non-decreasing), then f^c is non-increasing (non-decreasing). If f is convex, then $f^c \equiv f$, while if f is concave we have that $f^c(x) = \frac{b-x}{b-a}f(a) + \frac{x-a}{b-a}f(b)$ for all x , with the convention $0/0 = 1$. Moreover, again with the convention $0/0 = 1$, we have the alternative characterisation*

$$f^c(x) = \inf_{\substack{x_1, x_2 \in \mathcal{X} \\ x_1 \leq x \leq x_2}} \left\{ \frac{x_2 - x}{x_2 - x_1} f(x_1) + \left(1 - \frac{x_2 - x}{x_2 - x_1}\right) f(x_2) \right\}. \quad (2)$$

Readers familiar with convex analysis will recognise that f^c coincides with the convex envelope of f (namely, the largest convex function dominated by f) of which both the characterisations (1) and (2), as well as the other properties stated in the lemma, are well known results (see discussion in Chapter 12 of [Rockafellar, 1970](#)). Yet, our analysis relies only on the facts explicitly stated in Lemma 1. For this reason, we avoid invoking additional tools or notions from convex analysis that may be unfamiliar to some reader. A short and self-contained proof of Lemma 1 is deferred to the appendix.

Testing the mean of a bounded variable. For fixed $\mu_0 \in (a, b)$, we consider the null \mathcal{P} consisting of all probability measures in \mathcal{P} with mean μ_0 , that is $\mathcal{P} = \{P \in \mathcal{P} \mid \mathbb{E}_P[X] = \mu_0\}$. \mathcal{P} is a *non-parametric* hypothesis, in the sense that it contains discrete, absolutely continuous, and singular continuous measures. For instance, the Dirac measure at μ_0 , the uniform measure on an open interval contained in $[a, b]$ centred at μ_0 , as well as any convex combination of these two, are all contained in \mathcal{P} . In particular, \mathcal{P} does not admit a single dominating reference measure, and hence cannot satisfy the AC assumption.

The class of e-variables for \mathcal{P} has recently been characterised by [Clerico \(2025a\)](#), whose results have later been extended by [Clerico \(2025b\)](#) and [Larsson et al. \(2025b\)](#) to more general hypotheses generated by linear constraints. We define

$$\alpha_{\min} = (\mu_0 - b)^{-1} < 0, \quad \alpha_{\max} = (\mu_0 - a)^{-1} > 0, \quad \text{and} \quad I_{\mu_0} = [\alpha_{\min}, \alpha_{\max}]. \quad (3)$$

It is straightforward to verify that the *coin-betting e-variable*

$$E_\alpha : x \mapsto 1 + \alpha(x - \mu_0) \quad (4)$$

is an e-variable for \mathcal{P} for any $\alpha \in I_{\mu_0}$. We call the set of all e-variables in this form the *coin-betting e-class*.¹ The next result states that these are the only *admissible* e-variables for \mathcal{P} , in the sense that any other e-variable is pointwise dominated by a coin-betting e-variable.

Proposition 1 (Corollary of Theorem 1 in [Clerico, 2025a](#)). *Let $\mathcal{P} = \{P \in \mathcal{P} \mid \mathbb{E}_P[X] = \mu_0\}$. For any $E \in \mathcal{E}(\mathcal{P})$, there exists $\alpha \in I_{\mu_0}$ such that $E_\alpha(x) \geq E(x)$, for all $x \in \mathcal{X}$.*

We will also be interested in one-sided mean testing, namely the null hypothesis stating that the mean is only upper bounded by μ_0 . As a corollary of Proposition 1, we can characterise the e-variables for such hypotheses (see the appendix for a proof).

Corollary 1. *For $\mu_0 \in (a, b)$, consider $\mathcal{P} = \{P \in \mathcal{P} \mid \mathbb{E}_P[X] \leq \mu_0\}$. Then, for every $E \in \mathcal{E}(\mathcal{P})$, there exists $\alpha \in [0, \alpha_{\max}]$ such that $E_\alpha(x) \geq E(x)$, for all $x \in \mathcal{X}$.*

3 GRO, GROW, and REGROW

GRO. Fix a null hypothesis $\mathcal{P} \subseteq \mathcal{P}$ and assume that the alternative \mathcal{Q} is simple, that is $\mathcal{Q} = \{Q\}$ for some $Q \in \mathcal{P}$. Given an e-variable $E \in \mathcal{E}(\mathcal{P})$, we define the *e-power* of E (under Q) as

$$\mathbb{E}_Q[\log E],$$

¹We refer to [Orabona and Jun \(2023\)](#) for a thorough discussion on why functions in the form (4) can be associated with a game of bets on the outcome of a coin (which justifies the names *coin-betting* e-variable and *coin-betting* e-class).

where we adopt the convention that this quantity is $-\infty$ whenever $\mathbb{E}_Q[\max\{0, -\log E\}] = \infty$. Grünwald et al. (2024) showed that under the AC assumption the e-power admits a unique (up to Q null-sets) maximiser E_Q^* , which they called the GRO (growth rate optimal) e-variable for Q . Such name is inspired by the fact that the e-power can be interpreted as the expected growth rate of the evidence under repeated independent experiments. They proposed E_Q^* as the *optimal* e-variable under the alternative Q . In a follow-up work, Larsson et al. (2025b) extended the existence and unicity result, showing that the AC assumption is not necessary and that E_Q^* exists and is well defined under essentially no restriction on \mathcal{P} and Q . We denote as $\text{GRO}(Q)$ the e-power of E_Q^* ,

$$\text{GRO}(Q) = \sup_{E \in \mathcal{E}(\mathcal{P})} \mathbb{E}_Q[\log E] = \mathbb{E}_Q[\log E_Q^*],$$

which represents the optimal growth rate achievable under Q .

When the alternative \mathcal{Q} is not simple and hence consists of several measures (in such case, we speak of *composite alternative*), the problem of how to pick the *best* e-variable becomes more complex. We introduce here the two criteria that were proposed by Grünwald et al. (2024).

GROW. The idea behind the growth rate optimal in the *worst* case (GROW) criterion is to consider for each e-variable the *worst-case* e-power $\inf_{Q \in \mathcal{Q}} \mathbb{E}_Q[\log E]$, which leads to define the *worst-case* optimal growth rate as

$$\text{GROW}(\mathcal{Q}) = \sup_{E \in \mathcal{E}(\mathcal{P})} \inf_{Q \in \mathcal{Q}} \mathbb{E}_Q[\log E]. \quad (5)$$

When a maximiser exists (the first generalisation of Theorem 1 in Grünwald et al. 2024 ensures that, under the AC assumption, this is the case and the maximiser is unique up to \mathcal{Q} -null sets), it is called the GROW e-variable under \mathcal{Q} , and we denote it as $E_{\mathcal{Q}}^{\text{GW}}$. Existence and uniqueness of $E_{\mathcal{Q}}^{\text{GW}}$ in full generality (dropping the AC assumption) remains an open problem; see, e.g., the discussion in Larsson et al. (2025a). In this paper, we will consider a setting where the AC assumption fails but $E_{\mathcal{Q}}^{\text{GW}}$ exists and is well defined.

By definition, the GROW criterion seeks an e-variable that performs well *uniformly* over all alternatives in \mathcal{Q} , by maximising the worst case expected growth rate. While this provides a clear and natural optimality principle, it is sometimes too strict and over-pessimistic. Prioritising the least favourable alternative in \mathcal{Q} comes at the expense of performance under the other alternative measures in \mathcal{Q} , and can push towards a trivial solution that can never reject the null. For a concrete example, consider testing a Bernoulli simple null $\mathcal{P} = \{\text{Ber}(1/2)\}$ against the composite alternative $\mathcal{Q} = \{\text{Ber}(q) \mid q > 1/2\}$. In this setting, the GROW e-variable is equal to the constant function 1, which has zero e-power under every $Q \in \mathcal{Q}$; see the example at the end of this section for more details. Although well defined, in this case the GROW criterion does not lead to an informative e-variable.

REGROW. To address the issue mentioned above, Grünwald et al. (2024) introduced the *relative* growth rate optimal in the worst case (REGROW) criterion. Rather than maximising the worst-case growth rate itself, REGROW compares the e-power of an e-variable to the optimal growth rate achievable, under each single alternative in \mathcal{Q} . This leads to the objective

$$\text{REGROW}(\mathcal{Q}) = \sup_{E \in \mathcal{E}(\mathcal{P})} \inf_{Q \in \mathcal{Q}} \mathbb{E}_Q[\log E - \text{GRO}(Q)]. \quad (6)$$

When a maximiser for $\text{REGROW}(\mathcal{Q})$ exists, we call it the REGROW e-variable, and denote it by $E_{\mathcal{Q}}^{\text{RGW}}$. Under the AC assumption, Grünwald et al. (2024) established existence and almost sure uniqueness of the REGROW e-variable.² Without the AC assumption, general existence results remain largely open.

Rather than asking for a guarantee for the e-power holding uniformly under \mathcal{Q} , REGROW evaluates performance relative to what is achievable under each alternative: $\text{GRO}(Q)$ represents the best possible e-power against Q , and REGROW selects an e-variable such that, for every $Q \in \mathcal{Q}$, the e-power is not too far from this benchmark. This comparison ensures that the measures Q for which meaningful evidence can be accumulated are not simply discarded because other “worse” alternatives in \mathcal{Q} are harder to distinguish from the null. As a result, REGROW does not give up on evidence due to least favourable single alternatives measures, but rather focuses on achieving near optimal performance whenever non-trivial evidence against the null can potentially be obtained.

²While restricting to the AC assumption, Grünwald et al. (2024) define the REGROW criterion more generally, with the term $\text{GRO}(Q)$ in (6) replaced by a generic *offset* function $f : \mathcal{Q} \rightarrow \mathbb{R}$ of interest. However, since REGROW is mainly motivated and best interpreted for $f(Q) = \text{GRO}(Q)$, we decided to restrict to the definition (6).

We now briefly illustrate this with a Bernoulli example, where E_Q^{GW} is powerless while E_Q^{RGW} is non-trivial. Even though the example falls under the AC assumption, it shows a general pattern which we will recognise later on in the paper: E_Q^{RGW} is found by setting an increasing and a decreasing function equal, and is generally not the GRO e-variable for any of the corresponding worst-case distributions.

Example 1 (Testing a Bernoulli). *For fixed $\mu_0 \in (0, 1)$ and $\mathcal{P} = \{\text{Ber}(\mu_0)\}$, we consider the one-sided alternative $\mathcal{Q}_1 = \{\text{Ber}(\mu) \mid \mu > \mu_0\}$ and the agnostic alternative $\mathcal{Q}_2 = \{\text{Ber}(\mu) \mid \mu \neq \mu_0\}$. We can identify each e-variable with a vector Z in $\mathbb{R}_{\geq 0}^2$ via the canonical embedding $E \mapsto (E(1), E(0))^\top$. With this convention, it is easily checked that $\mathcal{E}(\mathcal{P})$ consists of all non-negative vectors component-wise dominated by an e-variable of the form $Z_\varepsilon = (\frac{\varepsilon}{\mu_0}, \frac{1-\varepsilon}{1-\mu_0})^\top$, with $\varepsilon \in [0, 1]$, and that Z_μ is the GRO e-variable for the simple alternative $\{Q_\mu\} = \{\text{Ber}(\mu)\}$, for any $\mu \in [0, 1]$. Moreover*

$$\text{GRO}(Q_\mu) = \mathbb{E}_{Q_\mu}[\log Z_\mu] = \mu \log \frac{\mu}{\mu_0} + (1 - \mu) \log \frac{1 - \mu}{1 - \mu_0} = \text{kl}(\mu, \mu_0),$$

where $\text{kl}(\theta, \theta') = \text{KL}(\text{Ber}(\theta) \mid \text{Ber}(\theta'))$, for $\theta, \theta' \in [0, 1]$. It follows that the trivial growth rates $\text{GROW}(\mathcal{Q}_1) = \inf_{\mu > \mu_0} \text{GRO}(Q_\mu) = 0 = \text{GROW}(\mathcal{Q}_2)$ are achieved by the constant e-variable $E_{\mathcal{Q}_1}^{\text{GW}} = E_{\mathcal{Q}_2}^{\text{GW}} = Z_{\mu_0} = (1, 1)^\top$. Let us now show that the REGROW criterion provides us with non-trivial e-variables. Fix $\varepsilon \in [0, 1]$ and $\mu \neq \mu_0$. Then,

$$\mathbb{E}_{Q_\mu}[\log Z_\varepsilon - \log Z_\mu] = \mu \log \frac{\varepsilon}{\mu} + (1 - \mu) \log \frac{1 - \varepsilon}{1 - \mu} = -\text{kl}(\mu, \varepsilon).$$

By convexity of kl in both its arguments it follows

$$\text{REGROW}(\mathcal{Q}_1) = \sup_{\varepsilon \in [0, 1]} \inf_{\mu > \mu_0} (-\text{kl}(\mu, \varepsilon)) = \sup_{\varepsilon \in [0, 1]} \min \{-\text{kl}(\mu_0, \varepsilon), -\text{kl}(1, \varepsilon)\}, \quad (7)$$

$$\text{REGROW}(\mathcal{Q}_2) = \sup_{\varepsilon \in [0, 1]} \inf_{\mu \neq \mu_0} (-\text{kl}(\mu, \varepsilon)) = \sup_{\varepsilon \in [0, 1]} \min \{-\text{kl}(0, \varepsilon), -\text{kl}(1, \varepsilon)\}. \quad (8)$$

In both cases, the supremum is achieved by the unique value for which the two terms in the minimum are equal, where uniqueness follows by monotonicity and concavity. For (8), we obtain $\varepsilon_2^* = 1/2$ by symmetry, while for (7) a direct calculation yields

$$\varepsilon_1^* = \frac{1}{1 + (1 - \mu_0) \mu_0^{\mu_0/(1-\mu_0)}}.$$

This tells us that in general the REGROW e-variables are non-trivial and are given by

$$\mathbb{E}_{\mathcal{Q}_1}^{\text{RGW}} = Z_{\varepsilon_1^*} = \left(\frac{\varepsilon_1^*}{\mu_0}, \frac{1 - \varepsilon_1^*}{1 - \mu_0} \right)^\top, \quad \mathbb{E}_{\mathcal{Q}_2}^{\text{RGW}} = Z_{1/2} = \left(\frac{1}{2\mu_0}, \frac{1}{2(1 - \mu_0)} \right)^\top,$$

where $E_{\mathcal{Q}_1}^{\text{RGW}}$ is not the trivial $(1, 1)^\top$ since $\varepsilon_1^* > \mu_0$, and where $E_{\mathcal{Q}_2}^{\text{RGW}}$ is not trivial as long as we are not in the symmetric case $\mu_0 = 1/2$.

By (7) and (8), we see that the ‘worst-case’ distributions, namely the alternatives for which the infima in (7) and (8) are attained, are given for $\mu = \mu_0$ and $\mu = 1$, and for $\mu = 0$ and $\mu = 1$, respectively. Interestingly, for the agnostic \mathcal{Q}_2 , the two worst-case distributions do not depend on μ_0 , while, for the one-sided alternative \mathcal{Q}_1 , the null appears as a second worst-case distributions next to the the boundary distribution $\text{Ber}(1)$. This aligns with our general findings as discussed in Section 4.4.

We refer the reader to Figure 1 for a visual intuition behind the Bernoulli example.

4 (RE)GROW optimal e-variables for mean testing

In this section, we characterise the (RE)GROW e-variables for testing the mean of a bounded random variable $X \in [a, b]$. First, in Section 4.1 we consider the case where null and alternative correspond to two given values for the mean:

$$\mathcal{P} = \{P \in \mathcal{P} \mid \mathbb{E}_P[X] = \mu_0\} \quad \text{vs.} \quad \mathcal{Q} = \{P \in \mathcal{P} \mid \mathbb{E}_P[X] = \mu_1\} \quad (9)$$

for $\mu_0, \mu_1 \in (a, b)$. Section 4.2 deals with the one-sided testing problem, where null and alternative are defined via inequalities:

$$\tilde{\mathcal{P}} = \{P \in \mathcal{P} \mid \mathbb{E}_P[X] \leq \mu_0\} \quad \text{vs.} \quad \tilde{\mathcal{Q}} = \{P \in \mathcal{P} \mid \mathbb{E}_P[X] > \mu_1\}, \quad (10)$$

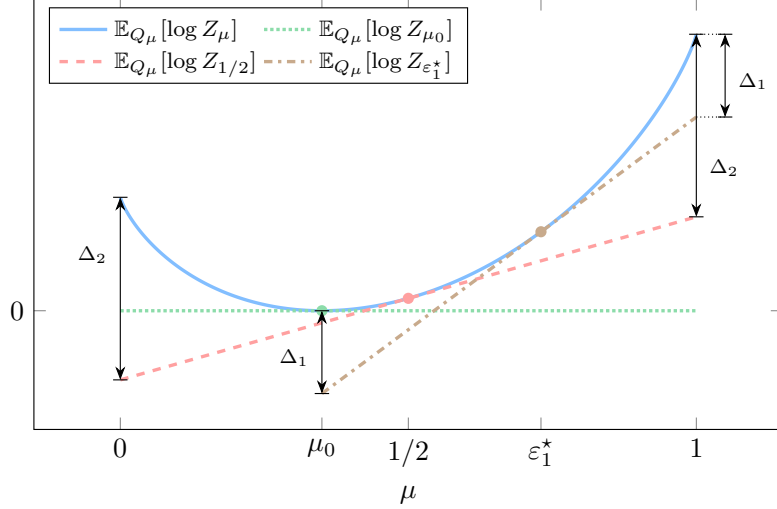


Figure 1: Visual intuition behind the Bernoulli example. The solid blue curve shows the optimal growth rate $\text{GRO}(Q_\mu) = \mathbb{E}_{Q_\mu}[\log Z_\mu] = \text{kl}(\mu, \mu_0)$ as a function of μ . For any fixed $\varepsilon \in [0, 1]$, the e-power $\mathbb{E}_{Q_\mu}[\log Z_\varepsilon]$ is affine in μ and coincides with the tangent to the blue curve at $\mu = \varepsilon$. The green dotted line corresponds to the trivial e-variable $Z_{\mu_0} = (1, 1)^\top$, which has zero e-power for all μ . It is the only tangent that is everywhere nonnegative, hence Z_{μ_0} is the GROW solution for both \mathcal{Q}_1 and \mathcal{Q}_2 . For REGROW, the relevant quantity is the gap between $\mu \mapsto \text{GRO}(Q_\mu)$ and its tangents. For \mathcal{Q}_1 , only $\mu \in (\mu_0, 1]$ matter, and the optimal e-variable $Z_{\varepsilon_1^*}$ (brown dash-dotted line) equalises this gap at $\mu = \mu_0$ and $\mu = 1$ (Δ_1). For \mathcal{Q}_2 , the REGROW solution is $Z_{1/2}$ (red dashed line), for which the worst cases are $\mu = 0$ and $\mu = 1$, where the gap to $\text{GRO}(Q_\mu)$ equals Δ_2 .

for $\mu_0, \mu_1 \in (a, b)$ with $\mu_1 \geq \mu_0$. For $\mu_0 = \mu_1$, this reminds the first problem studied (\mathcal{Q}_1) in Example 1. Finally, in Section 4.3, we focus on the case where the alternative is agnostic, namely consists of everything that is excluded by the null:

$$\mathcal{P} = \{P \in \mathcal{P} \mid \mathbb{E}_P[X] = \mu_0\} \quad \text{vs.} \quad \hat{\mathcal{Q}} = \{P \in \mathcal{P} \mid \mathbb{E}_P[X] \neq \mu_0\}, \quad (11)$$

for $\mu_0 \in (a, b)$, which reminds the second problem (\mathcal{Q}_2) that we studied in Example 1.

A key insight is that, from Proposition 1 and Corollary 1, the GROW and REGROW e-variables for the above testing problems can only be (if they exist) coin-betting e-variables of the form (4). Therefore, the problem of finding GROW and REGROW e-variables simplifies greatly, and reduces to solving an optimisation in one (GROW) or two (REGROW) dimension(s).

We recall the definitions (3): $\alpha_{\min} = (\mu_0 - b)^{-1} < 0$, $\alpha_{\max} = (\mu_0 - a)^{-1} > 0$, and $I_{\mu_0} = [\alpha_{\min}, \alpha_{\max}]$. Moreover, for $\alpha, \beta \in I_{\mu_0}$, we introduce the following functions from $[a, b]$ to $[-\infty, \infty)$:

$$\begin{aligned} f_\alpha(x) &= \log(1 + \alpha(x - \mu_0)); \\ F_{\alpha, \beta}(x) &= \log\left(\frac{1 + \alpha(x - \mu_0)}{1 + \beta(x - \mu_0)}\right); \\ G_{\alpha, \beta}(x) &= \frac{b-x}{b-a} F_{\alpha, \beta}(a) + \left(1 - \frac{b-x}{b-a}\right) F_{\alpha, \beta}(b), \end{aligned}$$

with the conventions $\log 0 = -\infty$ and $0/0 = 1$. The function f_α will be used to analyse GROW, $F_{\alpha, \beta}$ will naturally arise when characterising REGROW, while $G_{\alpha, \beta}$ is simply the linear interpolation between $F_{\alpha, \beta}(a)$ and $F_{\alpha, \beta}(b)$. The following facts are easy to verify: f_α is strictly concave for every $\alpha \neq 0$ (it is simply the constant 0 if $\alpha = 0$); $F_{\alpha, \beta}$ is strictly increasing if $\alpha > \beta$ and strictly decreasing if $\beta > \alpha$ (again, the case $\alpha = \beta$ is trivial, as $F_{\alpha, \beta} \equiv 0$); and $F_{\alpha, \beta}$ is concave for $0 \leq \beta \leq \alpha$ and $\alpha \leq \beta \leq 0$, and convex for $0 \leq \alpha \leq \beta$ and $\beta \leq \alpha \leq 0$. The monotonicity of $G_{\alpha, \beta}$ clearly follows from the one of $F_{\alpha, \beta}$.

4.1 Testing μ_0 against μ_1

The next theorem characterises the GROW and REGROW e-variables for the testing problem (9). The proof reveals some important insights discussed later, thus we sketch it in the main text, leaving some technical details to the appendix. Figure 2 illustrates the main ideas behind the proof.

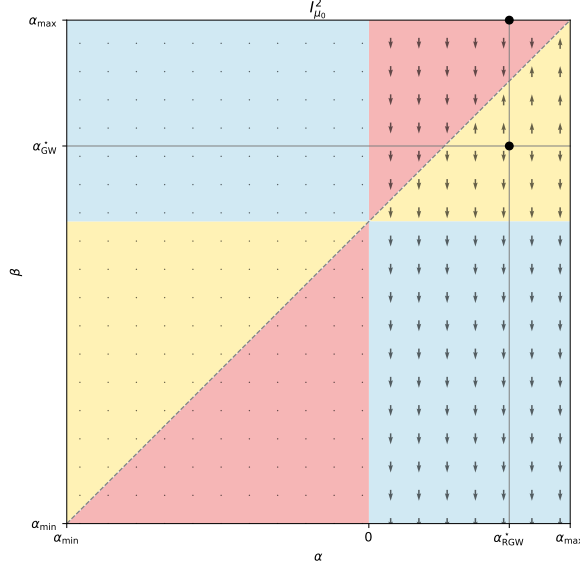


Figure 2: The parameter space $I_{\mu_0}^2$ with the regions where $F_{\alpha, \beta}$ is convex (red) or concave (yellow), for $\mu_1 > \mu_0$. By Lemma 1, $F_{\alpha, \beta}^c \equiv F_{\alpha, \beta}$ in the red area and $F_{\alpha, \beta}^c \equiv G_{\alpha, \beta}$ in the yellow area. For $\alpha > 0$, the directional derivatives of the function $\beta \mapsto F_{\alpha, \beta}^c(\mu_1)$ are represented as fine arrows. Note that $\beta \mapsto F_{\alpha_{\text{RGW}}^*, \beta}(\mu_1)$ has two local minima, achieved at the two black dots in the figure. Formally proving this fact is the main step to show (15). In particular, the two black dots are the two unique points simultaneously achieving the sup-inf in (14).

Theorem 1. For $\mu_0, \mu_1 \in (a, b)$, consider testing the null hypothesis $\mathcal{P} = \{P \in \mathcal{P} \mid \mathbb{E}_P[X] = \mu_0\}$ against the alternative $\mathcal{Q} = \{Q \in \mathcal{P} \mid \mathbb{E}_Q[X] = \mu_1\}$. Define

$$\alpha_{\text{GW}}^* = \frac{\mu_1 - \mu_0}{(\mu_0 - a)(b - \mu_0)}. \quad (12)$$

Then, $\alpha_{\text{GW}}^* \in I_{\mu_0}$, and the GROW e-variable exists and equals $E_Q^{\text{GW}} : x \mapsto E_{\alpha_{\text{GW}}^*}(x) = 1 + \alpha_{\text{GW}}^*(x - \mu_0)$. For $\mu_1 > \mu_0$, there exists a unique $\alpha_{\text{RGW}}^* \in I_{\mu_0}$, with $\alpha_{\text{RGW}}^* > \alpha_{\text{GW}}^* > 0$, such that

$$F_{\alpha_{\text{RGW}}^*, \alpha_{\text{max}}}(\mu_1) = G_{\alpha_{\text{RGW}}^*, \alpha_{\text{GW}}^*}(\mu_1). \quad (13)$$

Similarly, for $\mu_1 < \mu_0$, there exists a unique $\alpha_{\text{RGW}}^* \in I_{\mu_0}$ with $\alpha_{\text{RGW}}^* < \alpha_{\text{GW}}^* < 0$, that satisfies $F_{\alpha_{\text{RGW}}^*, \alpha_{\text{min}}}(\mu_1) = G_{\alpha_{\text{RGW}}^*, \alpha_{\text{GW}}^*}(\mu_1)$. For $\mu_1 = \mu_0$, we define $\alpha_{\text{RGW}}^* = 0$. The REGROW e-variable exists and is given by $E_Q^{\text{RGW}} : x \mapsto E_{\alpha_{\text{RGW}}^*}(x) = 1 + \alpha_{\text{RGW}}^*(x - \mu_0)$.

Proof. It is easily checked that $\alpha_{\text{GW}}^* \in I_{\mu_0}$. Recalling the definition (1) of c-envelope, by Proposition 1 we have

$$\text{GROW}(\mathcal{Q}) = \sup_{\alpha \in I_{\mu_0}} \inf_{Q \in \mathcal{Q}} \mathbb{E}_Q[f_\alpha] = \sup_{\alpha \in I_{\mu_0}} f_\alpha^c(\mu_1).$$

By Lemma 1, the concavity of f_α implies that $f_\alpha^c(\mu_1) = \frac{b-\mu_1}{b-a} f_\alpha(a) + \frac{\mu_1-a}{b-a} f_\alpha(b)$. This is a strictly concave differentiable function of α , whose maximiser is given by (12) (this can be easily derived by setting the derivative equal to zero).

Here we only sketch the proof for REGROW, and defer the technical details for the final step of the proof to the appendix. We only consider the case $\mu_1 > \mu_0$, as $\mu_1 < \mu_0$ is essentially analogous, and $\mu_1 = \mu_0$ is trivial. For the existence of a unique $\alpha_{\text{RGW}}^* \in (\alpha_{\text{GW}}^*, \alpha_{\text{max}})$ satisfying (13), it is enough to note that $F_{\alpha_{\text{GW}}^*, \alpha_{\text{max}}}(\mu_1) < G_{\alpha_{\text{GW}}^*, \alpha_{\text{GW}}^*}(\mu_1)$, $F_{\alpha_{\text{max}}, \alpha_{\text{max}}}(\mu_1) > G_{\alpha_{\text{max}}, \alpha_{\text{GW}}^*}(\mu_1)$, $\alpha \mapsto F_{\alpha, \alpha_{\text{max}}}(\mu_1)$ is continuous and strictly increasing on I_{μ_0} , and $\alpha \mapsto G_{\alpha, \alpha_{\text{GW}}^*}(\mu_1)$ is continuous and strictly decreasing for $\alpha > \alpha_{\text{GW}}^*$.

Proposition 1 implies that E_Q^{RGW} can only be of the form $x \mapsto 1 + \alpha^*(x - \mu_0)$, for some $\alpha^* \in I_{\mu_0}$. We need to check that this α^* is precisely α_{RGW}^* . Again by Proposition 1, we note that, for every $Q \in \mathcal{Q}$, $\text{GRO}(Q) = \sup_{\beta \in I_{\mu_0}} \mathbb{E}_Q[\log(1 + \beta(X - \mu_0))]$. By definition (1) of c-envelope,

$$\text{REGROW}(\mathcal{Q}) = \sup_{\alpha \in I_{\mu_0}} \inf_{Q \in \mathcal{Q}} \inf_{\beta \in I_{\mu_0}} \mathbb{E}_Q[F_{\alpha, \beta}] = \sup_{\alpha \in I_{\mu_0}} \inf_{\beta \in I_{\mu_0}} \inf_{Q \in \mathcal{Q}} \mathbb{E}_Q[F_{\alpha, \beta}] = \sup_{\alpha \in I_{\mu_0}} \inf_{\beta \in I_{\mu_0}} F_{\alpha, \beta}^c(\mu_1). \quad (14)$$

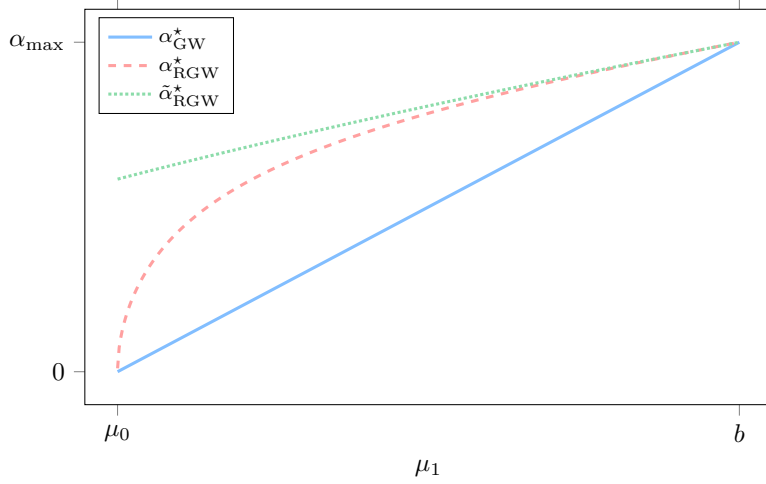


Figure 3: The optimal α_{GW}^* from (12) and (16), and the optimal α_{RGW}^* and $\tilde{\alpha}_{\text{RGW}}^*$ given from (13) and (17) as functions of μ_1 (for the alternatives $\mathcal{Q} = \{\mathbb{E}_Q[X] = \mu_1\}$ and $\tilde{\mathcal{Q}} = \{\mathbb{E}_Q[X] > \mu_1\}$). Notably, $\alpha_{\text{GW}}^* \downarrow 0$ whereas $\tilde{\alpha}_{\text{RGW}}^* > 0$ as $\mu_1 \downarrow \mu_0$, showing that GROW yields a trivial solution, while REGROW is meaningful for testing $\tilde{\mathcal{P}} = \{\mathbb{E}_Q[X] \leq \mu_0\}$ vs. $\tilde{\mathcal{Q}} = \{\mathbb{E}_Q[X] > \mu_0\}$. For $\mu_1 < \mu_0$ and the symmetric testing problem $\tilde{\mathcal{P}}' = \{\mathbb{E}_P[X] \geq \mu_0\}$ vs. $\tilde{\mathcal{Q}}' = \{\mathbb{E}_P[X] < \mu_1\}$, the graphs are point-symmetric with respect to $(\mu_0, 0)$, up to scaling.

Define $\varphi : I_{\mu_0} \rightarrow \mathbb{R}$ as $\varphi(\alpha) = \inf_{\beta \in I_{\mu_0}} F_{\alpha, \beta}^c(\mu_1)$. For $\alpha < \alpha_{\text{RGW}}^*$,

$$\varphi(\alpha) \leq F_{\alpha, \alpha_{\max}}^c(\mu_1) \leq F_{\alpha, \alpha_{\max}}(\mu_1) \leq F_{\alpha_{\text{RGW}}^*, \alpha_{\max}}(\mu_1),$$

where we used Lemma 1 and the monotonicity of $\alpha \mapsto F_{\alpha, \alpha_{\max}}(\mu_1)$ for the second and third inequalities. For $\alpha > \beta > 0$, $F_{\alpha, \beta}$ is concave and $F_{\alpha, \beta}^c \equiv G_{\alpha, \beta}$ by Lemma 1. Hence, for $\alpha > \alpha_{\text{RGW}}^*$,

$$\varphi(\alpha) \leq F_{\alpha, \alpha_{\text{GW}}^*}^c(\mu_1) = G_{\alpha, \alpha_{\text{GW}}^*}(\mu_1) \leq G_{\alpha_{\text{RGW}}^*, \alpha_{\text{GW}}^*}(\mu_1) = F_{\alpha_{\text{RGW}}^*, \alpha_{\max}}(\mu_1),$$

where we used the monotonicity of $\alpha \mapsto G_{\alpha, \alpha_{\max}}(\mu_1)$ in the second inequality. Therefore, $F_{\alpha_{\text{RGW}}^*, \alpha_{\max}}(\mu_1)$ globally upper bounds φ . To conclude, it remains to show that this upper bound is actually achieved by α_{RGW}^* , namely

$$\varphi(\alpha_{\text{RGW}}^*) = \inf_{\beta \in I_{\mu_0}} F_{\alpha_{\text{RGW}}^*, \beta}^c(\mu_1) = F_{\alpha_{\text{RGW}}^*, \alpha_{\max}}(\mu_1). \quad (15)$$

The argument for this is simple but slightly lengthy, and is depicted in Figure 2. We postpone the details to the appendix. \square

4.2 Testing for the one-sided hypotheses

Next, we provide explicit results for the GROW and REGROW e-variables for the one-sided testing problem (10). Here, we only state the results, deferring the proofs to the appendix as they share many similarities with those of Theorem 1.

Theorem 2. For $\mu_0, \mu_1 \in (a, b)$ with $\mu_1 \geq \mu_0$, consider testing the null $\tilde{\mathcal{P}} = \{P \in \mathcal{P} \mid \mathbb{E}_P[X] \leq \mu_0\}$ against the alternative $\tilde{\mathcal{Q}} = \{Q \in \mathcal{P} \mid \mathbb{E}_Q[X] > \mu_1\}$. Let

$$\alpha_{\text{GW}}^* = \frac{\mu_1 - \mu_0}{(\mu_0 - a)(b - \mu_0)}. \quad (16)$$

Then, $\alpha_{\text{GW}}^* \in (0, \alpha_{\max})$, and the GROW e-variable exists and is $E_{\tilde{\mathcal{Q}}}^{\text{GW}} : x \mapsto E_{\alpha_{\text{GW}}^*}(x) = 1 + \alpha_{\text{GW}}^*(x - \mu_0)$.

Moreover, there exists a unique $\tilde{\alpha}_{\text{RGW}}^* \in (0, \alpha_{\max})$ with $\tilde{\alpha}_{\text{RGW}}^* > \alpha_{\text{GW}}^*$ such that

$$F_{\tilde{\alpha}_{\text{RGW}}^*, \alpha_{\max}}(b) = G_{\tilde{\alpha}_{\text{RGW}}^*, \alpha_{\text{GW}}^*}(\mu_1). \quad (17)$$

$\tilde{\alpha}_{\text{RGW}}^*$ can be expressed in closed form as

$$\tilde{\alpha}_{\text{RGW}}^* = \frac{(b - \mu_0) - \frac{(\mu_0 - a)(b - \mu_1)}{b - a} r}{(\mu_0 - a)(b - \mu_0) \left(1 + \frac{b - \mu_1}{b - a} r\right)}, \quad (18)$$

where $r = \left(\frac{\mu_1 - a}{b - a}\right)^{\frac{\mu_1 - a}{b - \mu_1}}$.

The REGROW e-variable exists and is given by $E_{\hat{\mathcal{Q}}}^{\text{RGW}} : x \mapsto E_{\hat{\alpha}_{\text{RGW}}^*}(x) = 1 + \hat{\alpha}_{\text{RGW}}^*(x - \mu_0)$.

We remark that for $\mu_0, \mu_1 \in (a, b)$ with $\mu_1 < \mu_0$, one can show analogously that there exists a unique $\hat{\alpha}_{\text{RGW}}^* \in (\alpha_{\min}, 0)$ with $\hat{\alpha}_{\text{RGW}}^* < \alpha_{\text{GW}}^*$ such that

$$F_{\hat{\alpha}_{\text{RGW}}^*, \alpha_{\min}}(a) = G_{\hat{\alpha}_{\text{RGW}}^*, \alpha_{\text{GW}}^*}(\mu_1)$$

and that the corresponding coin-betting e-variable $E_{\hat{\alpha}_{\text{RGW}}^*}$ is the REGROW e-variable for the symmetric testing problem $\tilde{\mathcal{P}}' = \{P \in \mathcal{P} \mid \mathbb{E}_P[X] \geq \mu_0\}$ vs. $\tilde{\mathcal{Q}}' = \{P \in \mathcal{P} \mid \mathbb{E}_P[X] < \mu_1\}$.

It is worth mentioning that, although when focusing on GROW (12) and (16) are exactly identical, for REGROW the situation is different, as (13) and (17) differ in the point where $F_{\hat{\alpha}_{\text{RGW}}^*, \alpha_{\max}}$ is evaluated. Although this might seem a minor difference, a key consequence is that $E_{\hat{\mathcal{Q}}}^{\text{RGW}}$ is non trivial for $\mu_1 = \mu_0$ for the problem (10), while it becomes trivial for (9) (cf. Figure 3).

4.3 Testing against an agnostic alternative

The next result characterises the GROW and REGROW e-variables for testing the mean without a specific alternative, namely considering as alternative all possible other values of the mean as in (11).

Theorem 3. For $\mu_0 \in (a, b)$, consider testing the null hypothesis $\mathcal{P} = \{P \in \mathcal{P} \mid \mathbb{E}_P[X] = \mu_0\}$ against the alternative $\hat{\mathcal{Q}} = \{Q \in \mathcal{P} \mid \mathbb{E}_Q[X] \neq \mu_0\}$. Then, the GROW e-variable is trivial, namely $E_{\hat{\mathcal{Q}}}^{\text{GW}} \equiv 1$. On the other hand, the REGROW e-variable is given by $E_{\hat{\mathcal{Q}}}^{\text{RGW}} : x \mapsto 1 + \hat{\alpha}_{\text{RGW}}^*(x - \mu_0)$, for

$$\hat{\alpha}_{\text{RGW}}^* = \frac{\frac{a+b}{2} - \mu_0}{(\mu_0 - a)(b - \mu_0)}. \quad (19)$$

Proof. Recalling the definition (1) of c-envelope, by Proposition 1 $\text{GROW}(\hat{\mathcal{Q}}) = \sup_{\alpha \in I_{\mu_0}} \inf_{\mu \neq \mu_0} f_{\alpha}^c(\mu)$. For any α , by Lemma 1 f_{α}^c is affine since f_{α} is concave, and so $\inf_{\mu \neq \mu_0} f_{\alpha}^c(\mu) = \min\{f_{\alpha}^c(a), f_{\alpha}^c(b)\} \leq 0$. For $\alpha = 0$ we have $f_0^c \equiv f_0 \equiv 0$, so $\text{GROW}(\hat{\mathcal{Q}}) = 0$, which is achieved by $E_{\hat{\mathcal{Q}}}^{\text{GW}} \equiv 1$.

As for REGROW, again by Proposition 1 we can write

$$\text{REGROW}(\hat{\mathcal{Q}}) = \sup_{\alpha \in I_{\mu_0}} \inf_{\beta \in I_{\mu_0}} \inf_{\mu \neq \mu_0} F_{\alpha, \beta}^c(\mu).$$

Recalling that $F_{\alpha, \beta}$ is non-decreasing for $\alpha \geq \beta$, by Lemma 1 we have that $\inf_{\mu \neq \mu_0} F_{\alpha, \beta}^c(\mu) = F_{\alpha, \beta}^c(a) = F_{\alpha, \beta}(a)$, whenever $\beta \leq \alpha$ (where we used in the last equality that δ_a is the only measure in \mathcal{P} with mean a). Using that $\beta \mapsto F_{\alpha, \beta}(a)$ is non-decreasing, we get that $\inf_{\beta \leq \alpha} \inf_{\mu \neq \mu_0} F_{\alpha, \beta}^c(\mu) = F_{\alpha, \alpha_{\min}}(a)$. With an analogous argument for the case $\beta < \alpha$, we obtain that

$$\text{REGROW}(\hat{\mathcal{Q}}) = \sup_{\alpha \in I_{\mu_0}} \min\{F_{\alpha, \alpha_{\min}}(a), F_{\alpha, \alpha_{\max}}(b)\}. \quad (20)$$

Writing everything explicitly, we have

$$F_{\alpha, \alpha_{\max}}(b) = \log \left(\frac{\mu_0 - a}{b - a} (1 + \alpha(b - \mu_0)) \right) \quad \text{and} \quad F_{\alpha, \alpha_{\min}}(a) = \log \left(\frac{b - \mu_0}{b - a} (1 + \alpha(a - \mu_0)) \right).$$

Both these expression are continuous functions of α in I_{μ_0} , $\alpha \mapsto F_{\alpha, \alpha_{\max}}(b)$ is strictly increasing and tends to $-\infty$ for $\alpha \rightarrow \alpha_{\min}$, while $\alpha \mapsto F_{\alpha, \alpha_{\min}}(a)$ is strictly decreasing and tends to $-\infty$ for $\alpha \rightarrow \alpha_{\max}$. It follows that the supremum in (20) is achieved by the unique $\hat{\alpha}_{\text{RGW}}^* \in I_{\mu_0}$ satisfying $F_{\hat{\alpha}_{\text{RGW}}^*, \alpha_{\max}}(b) = F_{\hat{\alpha}_{\text{RGW}}^*, \alpha_{\min}}(a)$, which is precisely given by (19). \square

From the proof of Theorem 3, we see that any alternative in the form $\hat{\mathcal{Q}} = \{Q \in \mathcal{P} \mid \mathbb{E}_Q[X] \in J\}$, where $J \subseteq [a, b]$ with $\sup J = b$ and $\inf J = a$, would have lead to the same GROW and REGROW e-variables. In particular, this is the case when we test for a minimal effect size δ , that is for alternatives of the form $\hat{\mathcal{Q}}' = \{Q \in \mathcal{P} \mid |\mathbb{E}_Q[X] - \mu_0| > \delta\}$ for $\delta > 0$ such that $\min\{b - \mu_0, \mu_0 - a\} > \delta$.

4.4 Worst-case distributions and comparison to the Bernoulli example

Looking at the proofs of our Theorems 1, 2, and 3, we find what are the worst-case distribution in the alternative that achieve the infima over \mathcal{Q} in (5) and (6).

For the testing problem (9) studied in Theorem 1, the infimum over \mathcal{Q} in GROW is achieved by $Q_1 = q\delta_a + (1 - q)\delta_b$, with $q = (b - \mu_1)/(b - a)$. Clearly, $E_{Q_1}^{\text{GW}}$ is the GRO e-variable for the simple alternative $\{Q_1\}$. As for REGROW, we see that the infimum is achieved simultaneously by Q_1 and by the measure $Q_2 = \delta_{\mu_1}$. Interestingly, these are the measures with highest and lowest variance in \mathcal{Q} . As the worst-case distribution for GROW, Q_1 is the *hardest* alternative to distinguish from \mathcal{P} . On the other hand, the deterministic distribution Q_2 constitutes the *easiest* alternative to test against \mathcal{P} and thus allows for the most powerful GRO e-variable $E_{Q_2}^* = E_{\alpha_{\max}}$ over all $Q \in \mathcal{Q}$:

$$\begin{aligned}\mathbb{E}_Q[\log E_Q^*] &= \mathbb{E}_Q[\log(1 + \alpha_Q^*(X - \mu_0))] \leq \log \mathbb{E}_Q[1 + \alpha_Q^*(X - \mu_0)] \\ &= \log[1 + \alpha_Q^*(\mu_1 - \mu_0)] \leq \log[1 + \alpha_{\max}(\mu_1 - \mu_0)] = \mathbb{E}_{Q_2}[\log E_{Q_2}^*],\end{aligned}$$

where α_Q^* denotes the GRO optimal betting parameter for the simple alternative $\{Q\}$. Since REGROW evaluates performance relative to $\text{GRO}(Q)$, alternatives with large $\text{GRO}(Q)$ are also those for which a fixed e-variable may incur the largest relative loss, which is why Q_2 emerges as a worst-case distribution for REGROW despite being the easiest in absolute terms.

For the one-sided testing problem (10) covered by Theorem 2, again the infimum in GROW is “achieved” by $Q_1 = q\delta_a + (1 - q)\delta_b$, with $q = (b - \mu_1)/(b - a)$, although this time this is only a *limiting* distribution, in the sense that it is not contained in the alternative \mathcal{Q} . Again, for REGROW we have two worst-case distributions: one is Q_1 , while the other is δ_b . The reasoning that δ_b appears as a second worst-case candidate for REGROW is analogous as above since it allows for the most powerful GRO e-variable amongst all measures in \mathcal{Q} .

Finally, for the agnostic alternative (11) from Theorem 3, the GROW e-variable is powerless, as it is the constant function 1. It has null e-power against all the measures in the alternative so we cannot speak of a specific *worst* measure for the GROW objective. However, this is not the case for REGROW, where the infimum is achieved by the two measures δ_a and δ_b . Interestingly, and in contrast to the two other cases, both worst-case distributions do only depend on the boundary of the support of the random variable and not on the specific choice of μ_0 .

We remark that in all cases the least favourable alternatives are supported on at most two points. In view of the characterisation of the c-envelope in (2), this is not surprising. Indeed, for fixed parameters α and β , the map $Q \mapsto \mathbb{E}_Q[F_{\alpha,\beta}(X)]$ is linear in Q . Hence, when minimising over a convex alternative class, the infimum is attained (or approached) at an extreme point of such class. In our case, the alternatives are (unions) of the form $\{P \mid \mathbb{E}_P[X] = \mu\}$, and for each of these sets the extreme points are given precisely by the measures supported on at most two points (this is a direct consequence of Carathéodory theorem in dimension 1).

For Theorems 2 and 3, the fact that the worst-case distributions for REGROW are supported only on the extremal points a and b , shows that these corresponds exactly with those that we found in the introductory Bernoulli example, if we set $a = 0$ and $b = 1$. This is also reflected by the fact that (always with $a = 0$ and $b = 1$), the REGROW e-variables satisfy $(E_{Q_1}^{\text{RGW}}(1), E_{Q_1}^{\text{RGW}}(0))^\top = Z_{\varepsilon_1^*}$, and $(E_{Q_2}^{\text{RGW}}(1), E_{Q_2}^{\text{RGW}}(0))^\top = Z_{1/2}$, meaning that the optimal e-variables for the Bernoulli problem are exactly the restriction to $\{0, 1\}$ of the case $\mathcal{X} = [0, 1]$. Notably, this is not the case for the result of Theorem 1, as there one of the worst-case distribution is not supported on $\{a, b\}$.

It is also worth highlighting further structural similarity between Theorems 2 and 3 and the Bernoulli example. In all cases, the REGROW e-variable is obtained by equalising the relative growth rates of two worst-case distributions, corresponding respectively to an increasing and a decreasing contribution. Moreover, as already noted in the Bernoulli example, the resulting REGROW e-variables differ from the GRO variables for the respective worst-case distributions. Instead, the REGROW parameter lies strictly between the GRO parameters associated with these two distributions, namely $\alpha_{Q_1}^* = \alpha_{\text{GW}}^* < \tilde{\alpha}_{\text{RGW}}^* < \alpha_{\delta_b}^* = \alpha_{\max}$ and $\alpha_{\delta_a}^* = \alpha_{\min} < \hat{\alpha}_{\text{RGW}}^* < \alpha_{\delta_b}^* = \alpha_{\max}$, respectively.

5 Discussion

This paper studies the (RE)GROW criteria in a more general setting than originally introduced by Grünwald et al. (2024). We show that optimal (RE)GROW e-variables exist and can be characterised explicitly in a key example of interest that does not fall under the absolute continuity assumption. For

both criteria, we can derive the alternatives for which it is most difficult to test against and show that these worst-case distributions admit a meaningful interpretation. Remarkably, the interpretation of these worst-case candidates, as well as the reasoning underlying the derivation of the (RE)GROW optimal e-variables in this study, align with the much simpler introductory Bernoulli example satisfying the absolute continuity assumption. We hope that our findings shed light on (RE)GROW in full generality and contribute to the current discussion on how to find optimal e-variables for composite alternatives (Wang, 2024, Larsson et al., 2025a).

In Section 3, we motivated the REGROW criterion by fact that GROW can be too conservative and lead to powerless e-variables, which aligns with the original motivation given by Grünwald et al. (2024). However, so far not many explicit examples are known where REGROW is a reasonable criterion whereas GROW is useless, and where the REGROW e-variable can be derived analytically. Grünwald et al. (2024, Example 5) show that for exponential families with a point null, finding the REGROW e-variable correspond to finding the prior minimizing the worst-case redundancy and that this prior converges to Jeffreys’ prior as the sample size increases. Turner et al. (2024) use a simplified version of REGROW in order to find good e-variables for analyzing 2×2 contingency tables. Pérez-Ortiz et al. (2024) study optimal e-variables for testing an invariant parameter of a probabilistic model, and through group invariance they show that in this case the REGROW and GROW e-variables coincide. Importantly, in all of these examples, the absolute continuity assumption is satisfied and the REGROW e-variable is derived in the multi-round setting, where we observe more than one random outcome. Here, we provide simple but relevant examples, where REGROW is a powerful criterion already in the single round setting, whereas GROW does not provide us with a useful criterion; see Theorem 3 and Theorem 2 with $\mu_1 = \mu_0$.

The problem of testing for the mean of a bounded random variable has recently been studied by Waudby-Smith and Ramdas (2023) and Orabona and Jun (2023) as a sequential testing problem using (implicitly) e-variables. Their proposed betting algorithms are based on empirical plug-ins of GRO and other criteria (Waudby-Smith and Ramdas, 2023) or regret bounds from online-learning theory (Orabona and Jun, 2023), which yield strongly performing confidence sequences (sequences of confidence intervals with a time-unicorn coverage guarantee of the true mean). As in their setting a given (fixed in advance) alternative is not specified, their approach can be interpreted as adaptively learning a “data-matching alternative” as data points are collected over time, ensuring a strategy that performs well against it. By contrast, the optimality criteria studied here are most naturally interpreted in settings where a an alternative is specified a priori (or where one wishes to optimise worst-case performance over such a family). In that case, selecting an e-variable via GRO/GROW/REGROW provides an explicit, alternative-driven notion of optimality, and avoids potential fragility of early plug-in behaviour when only few observations are available. In any case, at the current stage the two frameworks are not directly comparable: the sequential works study multi-round games and optimise long-run accumulation of evidence, whereas our analysis is currently restricted to the single-round (one-shot) mean testing problem.

For future work, it would be of interest to investigate how their proposed betting algorithms compare with approaches based on (RE)GROW optimal betting parameters for the multi-round game (for instance under multi-round agnostic alternatives). Optimality of the coin betting e-class directly extends to the multi round game with n outcomes x_1, \dots, x_n , and optimal e-values are of the form $\prod_{i=1}^n (1 + \alpha_i(x_i - \mu_0))$; see Clerico (2025a) and the discussion of Larsson et al. (2025b). However, the optimal betting parameters α_i ’s will generally depend on the previous outcomes x_1, \dots, x_{i-1} , and thus the optimal e-variables are parametrized by predictable functions rather than simply by one deterministic betting parameter, which makes the problem much less tractable.

Another interesting direction is to investigate whether the existence of (RE)GROW-optimal e-variables extends to other important composite testing problems beyond absolute continuity, and to study optimality criteria beyond log-optimality as for example power utilities recently studied for e-variables by Larsson et al. (2025a).

References

- Eugenio Clerico. On the optimality of coin-betting for mean estimation. *Int. J. Approx. Reason.*, 187:109550, 2025a.
- Eugenio Clerico. Optimal e-value testing for properly constrained hypotheses. *Preprint arXiv:2412.21125*, 2025b.
- Peter Grünwald, Rianne de Heide, and Wouter Koolen. Safe testing. *J. R. Stat. Soc. Ser. B: Stat. Methodol.*, 86(5):1091–1128, 03 2024.
- Peter D. Grünwald. Beyond neyman–pearson: E-values enable hypothesis testing with a data-driven alpha. *Proc. Natl. Acad. Sci. U.S.A.*, 121(39):e2302098121, 2024.
- Martin Larsson, Aaditya Ramdas, and Johannes Ruf. The numeraire e-variable and reverse information projection. *Ann. Stat.*, 53(3):1015–1043, 2025a.
- Martin Larsson, Aaditya Ramdas, and Johannes Ruf. E-variables for hypotheses generated by constraints. *Preprint arXiv:2504.02974*, 2025b.
- Francesco Orabona and Kwang-Sung Jun. Tight concentrations and confidence sequences from the regret of universal portfolio. *IEEE Trans. Inf. Theory*, 2023.
- Muriel Felipe Pérez-Ortiz, Tyron Lardy, Rianne de Heide, and Peter D Grünwald. E-statistics, group invariance and anytime-valid testing. *Ann. Stat.*, 52(4):1410–1432, 2024.
- Aaditya Ramdas and Ruodu Wang. Hypothesis testing with e-values. *Foundations and Trends in Statistics*, 1(1–2):1–390, 2025.
- Aaditya Ramdas, Peter Grünwald, Vladimir Vovk, and Glenn Shafer. Game-theoretic statistics and safe anytime-valid inference. *Stat. Sci.*, 38(4):576–601, 2023.
- R. Tyrrell Rockafellar. *Convex analysis*. Princeton Mathematical Series. Princeton University Press, 1970.
- G. Shafer. Testing by betting: A strategy for statistical and scientific communication. *J. R. Stat. Soc. Ser. A: Stat. Soc.*, 184:407–431, 2021.
- Rosanne J. Turner, Alexander Ly, and Peter D. Grünwald. Generic e-variables for exact sequential k-sample tests that allow for optional stopping. *J. Stat. Plan. Inference*, 230:106116, 2024.
- Vladimir Vovk and Ruodu Wang. E-values: Calibration, combination and applications. *Ann. Stat.*, 49(3):1736–1754, 2021.
- Ruodu Wang. Proposer of the vote of thanks to grünwald, de heide, and koolen and contribution to the discussion of ‘safe testing’. *J. R. Stat. Soc. Ser. B: Stat. Methodol.*, 86(5):1129–1131, 06 2024.
- Ian Waudby-Smith and Aaditya Ramdas. Estimating means of bounded random variables by betting. *J. R. Stat. Soc. Ser. B: Stat. Methodol.*, 86(1):1–27, 02 2023.

Appendix

Proof of Lemma 1

Proof. The fact that f^c is dominated by f is trivial since $\delta_x \in \mathcal{P}$ has mean x .

Assume that f is non-decreasing (the case non-increasing is analogous). Fix $x_1 < x_2$ in $\mathcal{X} = [a, b]$, and let $\lambda = (x_1 - a)/(x_2 - a) \in [0, 1]$. Fix any $Q_2 \in \mathcal{P}$ such that $\mathbb{E}_{Q_2}[X] = x_2$, and define $Q_1 = \lambda Q_2 + (1 - \lambda)\delta_a$. Then $Q_1 \in \mathcal{P}$ and $\mathbb{E}_{Q_1}[X] = x_1$. We have that $\mathbb{E}_{Q_1}[f] = \lambda \mathbb{E}_{Q_2}[f] + (1 - \lambda)f(a) \leq \mathbb{E}_{Q_2}[f]$, since $f(a) = \min f \leq \mathbb{E}_{Q_2}[f]$ because f is non-decreasing. We conclude that $f^c(x_1) \leq f^c(x_2)$.

If f is convex, then by Jensen's inequality we have $f^c \geq f$, and so $f^c \equiv f$. If f is concave, let $\ell : x \mapsto \frac{b-x}{b-a}f(a) + (1 - \frac{b-x}{b-a})f(b)$. Then $f \geq \ell$ by concavity, and $\ell(x) \geq f^c(x)$ for all x , since it is realised by the measure $\frac{b-x}{b-a}\delta_a + (1 - \frac{b-x}{b-a})\delta_b$. For any measure Q with mean x , by linearity of ℓ we have $\mathbb{E}_Q[f] \geq \mathbb{E}_Q[\ell] = \ell(\mathbb{E}_Q[X]) = \ell(x)$, so $\ell \equiv f^c$.

We are left with the final characterisation (2). The fact that the RHS is larger than the LHS is obvious, so only the other direction needs to be shown. Fix $x \in \mathcal{X}$. If $f^c(x) = f(x)$ then this is achieved by (2) with $x_1 = x_2 = x$. So let us assume that $f^c(x) < f(x)$. Note that in such case x must be in the interior of \mathcal{X} . We can find a measure $Q \in \mathcal{P}$, with mean x , such that $\mathbb{E}_Q[f] < f(x)$. To conclude, it is enough to show that there are $y, z \in \mathcal{X}$, with $y < x < z$, such as $\mathbb{E}_{\theta_{y,z}}[f] \leq \mathbb{E}_Q[f]$, where $\theta_{y,z}$ is the only probability measure with mean x supported on $\{y, z\}$. Without loss of generality, we can assume that Q puts no mass on x . (If $Q(\{x\}) > 0$, write $Q = \lambda Q' + (1 - \lambda)\delta_x$ with $\lambda \in (0, 1)$ and $Q'(\{x\}) = 0$. Then $\mathbb{E}_{Q'}[X] = x$ and $\mathbb{E}_{Q'}[f] < \mathbb{E}_Q[f]$, so we may replace Q by Q' .) Now, we have that

$$\begin{aligned} & \int_{z>x} \int_{y<x} (z-y)(\mathbb{E}_{\theta_{y,z}}[f] - \mathbb{E}_Q[f])dQ(y)dQ(z) \\ &= \int_{z>x} \int_{y<x} ((z-x)(f(y) - \mathbb{E}_Q[f]) + (x-y)(f(z) - \mathbb{E}_Q[f]))dQ(y)dQ(z) \\ &= \left(\int_{z>x} (z-x)dQ(z) \right) \left(\int_{y<x} (f(y) - \mathbb{E}_Q[f])dQ(y) + \int_{z>x} (f(z) - \mathbb{E}_Q[f])dQ(z) \right) \\ &= \left(\int_{z>x} (z-x)dQ(z) \right) (\mathbb{E}_Q[f] - \mathbb{E}_Q[f]) = 0, \end{aligned}$$

where we used that Q has no atom on x and that $\int_{z>x} (z-x)dQ(z) = \int_{y<x} (x-y)dQ(y)$, because x is the mean of Q . Since we are integrating over a domain where $z-y > 0$, this integral being null implies that we cannot always have $\mathbb{E}_{\theta_{y,z}}[f] - \mathbb{E}_Q[f] > 0$ for every y and z . So, we conclude.³ \square

Proof of Corollary 1

Proof. For $\mu \in [a, b]$, let $\mathcal{P}_\mu = \{P \in \mathcal{P} : \mathbb{E}_P[X] = \mu\}$. Then we have

$$\mathcal{P} = \{P \in \mathcal{P} : \mathbb{E}_P[X] \leq \mu_0\} = \bigcup_{a \leq \mu \leq \mu_0} \mathcal{P}_\mu.$$

As discussed in Larsson et al. (2025b), it is straightforward to check that the set of e-variables for union of hypotheses is the intersection of the sets of e-variables for each hypothesis, namely

$$\mathcal{E}(\mathcal{P}) = \bigcap_{a \leq \mu \leq \mu_0} \mathcal{E}(\mathcal{P}_\mu).$$

It is clear that $\mathcal{E}(\mathcal{P}) \subseteq \mathcal{E}(\mathcal{P}_{\mu_0})$. From Proposition 1, it is easy to check that if $\alpha \in [0, \alpha_{\max}]$, then $E_\alpha^\mu : x \mapsto 1 + \alpha(x - \mu)$ is an e-variable for \mathcal{P}_μ , for every $\mu \in [a, \mu_0]$.⁴ Moreover, in such case we also have that $E_\alpha^\mu \geq E_\alpha^{\mu_0}$. In particular, if $E \in \mathcal{E}(\mathcal{P}_{\mu_0})$ is dominated by $E_\alpha^{\mu_0}$, for $\alpha \in [0, \alpha_{\max}]$, we automatically have that $E \in \mathcal{E}(\mathcal{P})$. On the other hand, if $E \in \mathcal{E}(\mathcal{P}_{\mu_0})$ is not dominated by $E_\alpha^{\mu_0}$ for any $\alpha \geq 0$, then there is $x \in [a, \mu_0]$ such that $E(x) > 1$. Since $\delta_x \in \mathcal{P}$, we have that $E \notin \mathcal{E}(\mathcal{P})$, and so we conclude. \square

³To be fully rigorous, one should observe that the double integral manipulation only makes sense if $\mathbb{E}_Q[|f|] < +\infty$, which excludes the cases where f is integral but $\mathbb{E}_Q[f] = +\infty$ or $\mathbb{E}_Q[f] = -\infty$. The first case is trivial, as any allowed $\theta_{y,z}$ has finite expectation. For the case $-\infty$, we can define $f_n = \max\{f, -n\}$. We can then apply the previous result for each of these and find a sequence of two-point measures θ_n such that $\mathbb{E}_{\theta_n}[f_n] \leq \mathbb{E}_Q[f]$. Then we get

$$\inf_n \mathbb{E}_{\theta_n}[f] \leq \inf_n \mathbb{E}_{\theta_n}[f_n] \leq \inf_n \mathbb{E}_Q[f_n] = -\infty,$$

which is enough to show that the RHS of (2) is $-\infty$, and hence conclude.

⁴Note that although $\mu = a$ is not explicitly covered by Proposition 1, since $\mathcal{P}_a = \{\delta_a\}$, we immediately see that any measurable function E such that $E(a) \leq 1$ is in $\mathcal{E}(\mathcal{P}_a)$.

End of the proof of Theorem 1

Proof. In Section 4.1, in the proof of Theorem 1 we left to be shown the validity of (15), which we restate here for convenience:

$$\varphi(\alpha_{\text{RGW}}^*) = \inf_{\beta \in I_{\mu_0}} F_{\alpha_{\text{RGW}}^*, \beta}^c(\mu_1) = F_{\alpha_{\text{RGW}}^*, \alpha_{\text{max}}}(\mu_1).$$

We proceed by case distinction. First, consider $\beta \geq \alpha_{\text{RGW}}^*$. Then, $F_{\alpha_{\text{RGW}}^*, \beta}$ is convex, which by Lemma 1 implies $F_{\alpha_{\text{RGW}}^*, \beta} \equiv F_{\alpha_{\text{RGW}}^*, \beta}^c$. Therefore,

$$\inf_{\beta \geq \alpha_{\text{RGW}}^*} F_{\alpha_{\text{RGW}}^*, \beta}^c(\mu_1) = \inf_{\beta \geq \alpha_{\text{RGW}}^*} F_{\alpha_{\text{RGW}}^*, \beta}(\mu_1) = F_{\alpha_{\text{RGW}}^*, \alpha_{\text{max}}}(\mu_1),$$

by monotonicity of $\beta \mapsto F_{\alpha_{\text{RGW}}^*, \beta}(\mu_1)$.

On the other hand, for $\beta \in (0, \alpha_{\text{RGW}}^*)$, $F_{\alpha_{\text{RGW}}^*, \beta}$ is concave. So, $F_{\alpha_{\text{RGW}}^*, \beta} \equiv G_{\alpha_{\text{RGW}}^*, \beta}$ by Lemma 1 and

$$\inf_{\beta \in (0, \alpha_{\text{RGW}}^*)} F_{\alpha_{\text{RGW}}^*, \beta}^c(\mu_1) = \inf_{\beta \in (0, \alpha_{\text{RGW}}^*)} G_{\alpha_{\text{RGW}}^*, \beta}(\mu_1) = G_{\alpha_{\text{RGW}}^*, \alpha_{\text{GW}}^*}(\mu_1) = F_{\alpha_{\text{RGW}}^*, \alpha_{\text{max}}}(\mu_1),$$

where we used that $\beta \mapsto G_{\alpha_{\text{RGW}}^*, \beta}(\mu_1)$ has a unique minimiser in I_{μ_0} at $\beta = \alpha_{\text{GW}}^* \in (0, \alpha_{\text{RGW}}^*)$.

To conclude the proof, it remains to consider the case $\beta \leq 0$. We will show that $\beta \mapsto F_{\alpha_{\text{RGW}}^*, \beta}^c(\mu_1)$ is decreasing for $\beta \leq 0$. By Lemma 1, we have

$$F_{\alpha_{\text{RGW}}^*, \beta}^c(\mu_1) = \inf_{a \leq x_1 \leq \mu_1 \leq x_2 \leq b} \{ \theta(x_1, x_2) F_{\alpha_{\text{RGW}}^*, \beta}(x_1) + (1 - \theta(x_1, x_2)) F_{\alpha_{\text{RGW}}^*, \beta}(x_2) \},$$

with $\theta(x_1, x_2) = (x_2 - \mu_1)/(x_2 - x_1)$. For any fixed $x_1 \leq \mu_1 \leq x_2$, define $L : [\alpha_{\min}, 0] \rightarrow \mathbb{R}$ via

$$L(\beta) = \theta(x_1, x_2) F_{\alpha_{\text{RGW}}^*, \beta}(x_1) + (1 - \theta(x_1, x_2)) F_{\alpha_{\text{RGW}}^*, \beta}(x_2).$$

L is differentiable, with first derivative given by

$$L'(\beta) = -\frac{x_2 - \mu_1}{x_2 - x_1} \cdot \frac{x_1 - \mu_0}{1 + \beta(x_1 - \mu_0)} - \frac{\mu_1 - x_1}{x_2 - x_1} \cdot \frac{x_2 - \mu_0}{1 + \beta(x_2 - \mu_0)}.$$

If $x_1 \geq \mu_0$, then $L'(\beta)$ is clearly negative. The same holds true even for $x_1 \in [a, \mu_0)$, as one can quickly check that

$$\frac{\mu_1 - x_1}{\mu_0 - x_1} \geq 1 \geq \frac{x_2 - \mu_1}{x_2 - \mu_0} \cdot \frac{1 + \beta(x_2 - \mu_0)}{1 + \beta(x_1 - \mu_0)},$$

(as both fractions on the right hand side are strictly smaller than 1 for $x_1 < \mu_0$ and $\beta < 0$), which by simple algebraic manipulation is equivalent to $L'(\beta) \leq 0$. We conclude that $\beta \mapsto F_{\alpha_{\text{RGW}}^*, \beta}^c(\mu_1)$ is decreasing for $\beta \leq 0$, as it is the infimum of a family of decreasing functions. \square

Proof of Theorem 2

Proof. By Corollary 1 and Lemma 1,

$$\text{GROW}(\tilde{Q}) = \sup_{0 \leq \alpha \leq \alpha_{\text{max}}} \inf_{Q \in \tilde{Q}} \mathbb{E}_Q[\log(1 + \alpha(X - \mu_0))] = \sup_{0 \leq \alpha \leq \alpha_{\text{max}}} \inf_{b \geq \mu > \mu_1} f_{\alpha}^c(\mu). \quad (21)$$

In the proof of Theorem 1 it is shown that, for any $\mu \in [\mu_1, b]$, the function $\alpha \mapsto f_{\alpha}^c(\mu)$ is strictly concave with unique positive maximiser $\frac{(\mu - \mu_0)}{(\mu_0 - a)(b - \mu_0)} \in [0, \alpha_{\text{max}}]$. For any $\alpha \geq 0$, the function $\mu \mapsto f_{\alpha}^c(\mu)$ is non-decreasing, and thus the infimum in (21) is attained for $\mu = \mu_1$.

For the existence of a unique $\tilde{\alpha}_{\text{RGW}}^* \in (\alpha_{\text{GW}}^*, \alpha_{\text{max}})$ satisfying (17), it is again enough to note that $F_{\alpha_{\text{GW}}^*, \alpha_{\text{max}}}(1) < G_{\alpha_{\text{GW}}^*, \alpha_{\text{GW}}^*}(\mu_1)$, $F_{\alpha_{\text{max}}, \alpha_{\text{max}}}(1) > G_{\alpha_{\text{max}}, \alpha_{\text{GW}}^*}(\mu_1)$, $\alpha \mapsto F_{\alpha, \alpha_{\text{max}}}(1)$ is continuous and strictly increasing, and $\alpha \mapsto G_{\alpha, \alpha_{\text{GW}}^*}(\mu_1)$ is continuous and strictly decreasing for $\alpha > \alpha_{\text{GW}}^*$. (18) can be checked by direct calculation.

It follows analogously as in the proof of Theorem 1 that

$$\text{REGROW}(\tilde{Q}) = \sup_{\alpha \in I_{\mu_0}^+} \inf_{\beta \in I_{\mu_0}^+} \inf_{\mu > \mu_1} F_{\alpha, \beta}^c(\mu) \quad (22)$$

where $I_{\mu_0}^+ = [0, \alpha_{\text{max}}]$, and where (22) differs from (14) only by the additional infimum over $\mu \geq \mu_1$.

For

$$\varphi : I_{\mu_0} \rightarrow \bar{\mathbb{R}}; \quad \alpha \mapsto \inf_{\beta \in I_{\mu_0}^+} \inf_{\mu \geq \mu_1} F_{\alpha, \beta}^c(\mu),$$

it follows analogously as in the proof of Theorem 1 that $F_{\tilde{\alpha}_{\text{RGW}}^*, \alpha_{\text{max}}}(b)$ globally upper bounds φ , and it remains to show that this upper bound is actually achieved by $\tilde{\alpha}_{\text{RGW}}^*$, that is

$$\varphi(\tilde{\alpha}_{\text{RGW}}^*) = \inf_{\beta \in I_{\mu_0}^+} \inf_{\mu \geq \mu_1} F_{\tilde{\alpha}_{\text{RGW}}^*, \beta}^c(\mu) = F_{\tilde{\alpha}_{\text{RGW}}^*, \alpha_{\text{max}}}(b) \quad (23)$$

We show (23) by case distinction. Consider firstly $\beta \in [\tilde{\alpha}_{\text{RGW}}^*, \alpha_{\text{max}}]$. In this case, $F_{\tilde{\alpha}_{\text{RGW}}^*, \beta}$ is convex and decreasing, and thus

$$\inf_{\beta \geq \tilde{\alpha}_{\text{RGW}}^*} \inf_{\mu \geq \mu_1} F_{\tilde{\alpha}_{\text{RGW}}^*, \beta}^c(\mu) = \inf_{\beta \geq \tilde{\alpha}_{\text{RGW}}^*} \inf_{\mu \geq \mu_1} F_{\tilde{\alpha}_{\text{RGW}}^*, \beta}(\mu) = F_{\tilde{\alpha}_{\text{RGW}}^*, \alpha_{\text{max}}}(b), \quad (24)$$

by monotonicity of $\beta \mapsto F_{\tilde{\alpha}_{\text{RGW}}^*, \beta}(\mu)$, and $\mu \mapsto F_{\tilde{\alpha}_{\text{RGW}}^*, \beta}(\mu)$. Similarly, if $\beta \in [0, \tilde{\alpha}_{\text{RGW}}^*)$, it holds that $x \mapsto F_{\tilde{\alpha}_{\text{RGW}}^*, \beta}(x)$ is concave and increasing, and thus

$$\begin{aligned} \inf_{\beta \in [0, \tilde{\alpha}_{\text{RGW}}^*)} \inf_{\mu \geq \mu_1} F_{\tilde{\alpha}_{\text{RGW}}^*, \beta}^c(\mu) &= \inf_{\beta \in [0, \tilde{\alpha}_{\text{RGW}}^*)} \inf_{\mu \geq \mu_1} G_{\tilde{\alpha}_{\text{RGW}}^*, \beta}(\mu) = \inf_{\beta \in [0, \tilde{\alpha}_{\text{RGW}}^*)} G_{\tilde{\alpha}_{\text{RGW}}^*, \beta}(\mu_1) \\ &= G_{\tilde{\alpha}_{\text{RGW}}^*, \alpha_{\text{GW}}^*}(\mu_1) = F_{\tilde{\alpha}_{\text{RGW}}^*, \alpha_{\text{max}}}(b), \end{aligned} \quad (25)$$

since for any $\beta \in [0, \tilde{\alpha}_{\text{RGW}}^*)$, $\mu \mapsto G_{\tilde{\alpha}_{\text{RGW}}^*, \beta}(\mu)$ is increasing for $\mu \geq \mu_1$, and since $\beta \mapsto G_{\tilde{\alpha}_{\text{RGW}}^*, \beta}(\mu_1)$, $\beta \in [0, \tilde{\alpha}_{\text{RGW}}^*)$, has an unique minimum at $\beta = \alpha_{\text{GW}}^*$. (24) and (25) together show (23), which concludes the proof. \square