

Membership Inference on LLMs in the Wild

Jiatong Yi*, Yanyang Li*

The Chinese University of Hong Kong
{jtyi2, yyli21}@cse.cuhk.edu.hk

Abstract

Membership Inference Attacks (MIAs) act as a crucial auditing tool for the opaque training data of Large Language Models (LLMs). However, existing techniques predominantly rely on inaccessible model internals (e.g., logits) or suffer from poor generalization across domains in strict black-box settings where only generated text is available. In this work, we propose SimMIA, a robust MIA framework tailored for this text-only regime by leveraging an advanced sampling strategy and scoring mechanism. Furthermore, we present WikiMIA-25, a new benchmark curated to evaluate MIA performance on modern proprietary LLMs. Experiments demonstrate that SimMIA achieves state-of-the-art results in the black-box setting, rivaling baselines that exploit internal model information¹.

1 Introduction

The unprecedented success of Large Language Models (LLMs) is fueled by pretraining on massive-scale corpora (Yang et al., 2025; OpenAI, 2025; Team, 2025). However, as state-of-the-art (SOTA) models become increasingly opaque, details regarding their training data are rarely disclosed. This lack of transparency poses significant challenges for auditing potential copyright infringement, privacy leakage, and data contamination.

A promising avenue to address these concerns is pretraining data detection (Shi et al., 2024; Fu et al., 2023), which typically employs Membership Inference Attacks (MIAs) to determine whether a specific text was part of a model’s training set (Shokri et al., 2017). The majority of existing MIA techniques for LLMs are *logit-based*, relying on the assumption that the model exposes per-token probabilities (Zhang et al., 2024a; Xie et al., 2024).

While effective for open-weight models, this assumption breaks down for API-accessed LLMs, where typically only the generated text is returned.

To mitigate reliance on model internals, early explorations proposed to estimate logits via linear regression (He et al., 2025) or infer membership based on tokenizer distinctiveness (Tong et al., 2025). Despite their utility, these methods often require knowledge of the target model’s tokenizer, information that remains proprietary for many closed-source systems. Therefore, recent research has pivoted toward a strictly *black-box* setting, where the attacker has access only to generated text (Dong et al., 2024; Kaneko et al., 2025). Current black-box methods predominantly rely on approximating likelihoods via N-gram matching. However, we identify that these approximation methods suffer from two critical limitations: *distribution drift*, where long-form generation diverges from the original distribution, and *signal sparsity*, where exact N-gram matching fails to capture semantic retention, offering unstable estimates across domains.

In this work, we propose SimMIA, a novel framework that significantly advances MIA performance in the black-box setting. Unlike prior works that sample full sequences, SimMIA employs a *word-by-word sampling* strategy to eliminate error propagation (mitigating drift) and introduces a *semantic scoring mechanism* that captures soft membership signals beyond exact token matching (mitigating sparsity). We evaluate SimMIA on two standard benchmarks, WikiMIA (Shi et al., 2024) and MIMIR (Duan et al., 2024), across four representative open-source families. Our results demonstrate that SimMIA outperforms existing black-box baselines by a significant margin of 15.7 AUC points on average and achieves parity with, or even surpasses, many logit-based approaches.

To further validate SimMIA’s effectiveness on modern proprietary LLMs, we follow WikiMIA-24 (Fu et al., 2025) to curate WikiMIA-25, a dataset

*Equal contribution

¹<https://github.com/simmia2026/SimMIA>

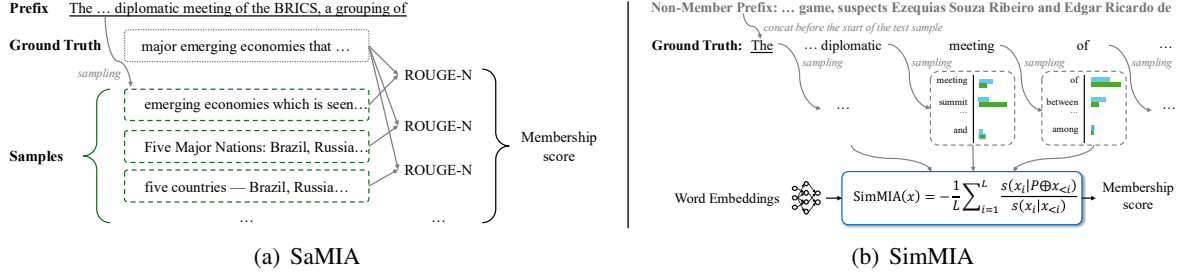


Figure 1: Comparison between SaMIA (Kaneko et al., 2025), a representative black-box MIA baseline, and our proposed SimMIA. Given a text x : (a) **SaMIA** samples multiple candidate continuations conditioned on the underlined prefix, computes ROUGE-N scores (Lin, 2004) between each candidate and x , and aggregates these scores to determine membership; (b) **SimMIA** instead performs word-by-word sampling for every prefix, computes word-level scores based on sampled and the corresponding words from x using word embeddings, and aggregates these scores to derive the final membership prediction. ■ denotes the empirical frequency of the corresponding word, while ■ is the empirical frequency if additionally conditioning on non-member data.

derived from 2025 Wikipedia dumps. Experiments on WikiMIA-25 with the four latest LLMs show that SimMIA establishes a new SOTA in the black-box setting, offering a practical tool for auditing the black-box LLMs of today.

2 SimMIA

2.1 Problem Statement

Let M be a target LLM trained on a dataset D . Given a text x , the goal of MIA is to determine whether $x \in D$. Existing LLM MIAs formalize this as constructing a scoring function over x , where a higher score indicates a higher likelihood of membership. Based on the information exposed by M , we distinguish between two threat models:

- **Gray-box Setting:** In this scenario, the attacker has access to the model’s internal tokenization results and even per-token logits. Most existing MIAs operate under this assumption (Shi et al., 2024; Mattern et al., 2023; Xie et al., 2024; He et al., 2025).
- **Black-box Setting:** This setting represents the restricted access typical of commercial APIs. The attacker has no access to model weights, logits, or the tokenization results. The attacker can only observe the generated textual continuation (Dong et al., 2024; Kaneko et al., 2025).

In this work, we focus on the strictly constrained black-box setting, aiming to perform MIA solely through text-based interaction.

2.2 Method

The core idea behind SimMIA is that if a text x has appeared in the training data of M , then con-

tinuations sampled from M given any prefix of x should be more *semantically consistent* with the ground truth suffix than those for unseen examples. SimMIA operationalizes this idea in three stages: (1) word-by-word sampling, (2) computation of word-level scores, and (3) relative aggregation of these scores into a final membership score. Figure 1 illustrates the workflow of SimMIA and compares it with the SOTA black-box MIA baseline.

Word-by-Word Sampling Previous sampling-based MIA methods (Dong et al., 2024; Kaneko et al., 2025) typically generate multiple full continuations $x_{\geq i}$ conditioned on a fixed prefix $x_{<i}$ and use them to estimate likelihood-based scores. However, such approaches suffer from *distribution shift*: as the generation proceeds, later tokens depend on both the true prefix and the model’s self-generated outputs, making the estimated distribution deviate from that of the original text x . SimMIA mitigates this issue by sampling only the immediate next word, which avoids self-conditioning and provides an unbiased estimate of the model’s local behavior without increasing the sampling cost.

Specifically, we first tokenize x into a sequence of words x_1, x_2, \dots, x_L using a standard word tokenizer (Bird et al., 2009), where L is the number of words. Starting from the second word, SimMIA draws N samples of the next word \hat{x}_i from the conditional distribution $M(\cdot \mid x_{<i})$, and computes a word-level score for x_i based on these samples.

Semantic Scoring A straightforward method for scoring the target word x_i involves estimating its empirical probability using a set of generated samples $\{\hat{x}_i^{(j)}\}_{j=1}^N$. This formulation aligns with conventional logit-based baselines (Yeom et al., 2018;

Mattern et al., 2023; Shi et al., 2024; Xie et al., 2024):

$$s^*(x_i | x_{<i}) = \frac{1}{N} \sum_{j=1}^N \mathbb{I}[x_i = \hat{x}_i^{(j)}], \quad (1)$$

where $\mathbb{I}[\cdot]$ is the indicator function. Laplace smoothing is applied to prevent zero-probability estimates. We denote this version as SimMIA*.

However, this approach relies on a hard indicator, which is inherently sparse due to the high dimensionality of the vocabulary. This way also fails to utilize the information present in sampled words that do not exactly match x_i . Consequently, it suffers from high variance across domains (See Section 4). To overcome this, SimMIA introduces a *soft scoring function*. The key intuition is that if x is part of the training data of M , the model should assign high probabilities not only to x_i itself but also to words that are *semantically similar* to it. To capture this proximity, we define the similarity between two words a and b as:

$$\text{sim}(a, b) = \frac{\cos(\text{Enc}(a), \text{Enc}(b)) + 1}{2}, \quad (2)$$

where $\text{Enc}(\cdot)$ denotes the word embedding and $\cos(\cdot)$ computes cosine similarity. The word-level score is then given by

$$s(x_i | x_{<i}) = \mathbb{E}_{\hat{x}_i \sim M(\cdot | x_{<i})} [\text{sim}(x_i, \hat{x}_i)], \quad (3)$$

where the expectation is approximated by the sample mean over $\{\hat{x}_i^{(j)}\}_{j=1}^N$. This soft formulation leverages both the empirical frequency of x_i and the semantic alignment of non-exact matches, thereby enhancing robustness across domains.

Relative Aggregation Finally, we aggregate word-level scores into an overall membership score for x . Xie et al. (2024) demonstrated that the likelihood of member data is significantly lower than that of non-member data when perturbed by non-members. We observe a similar phenomenon in the relative score distribution of $s(x_i | x_{<i})$ in Eq. 3, as illustrated in Figure 2. Drawing on this insight, we adopt a formulation similar to Xie et al. (2024) and define the final membership score as:

$$\text{SimMIA}(x) = -\frac{1}{L} \sum_{i=1}^L \frac{s(x_i | P \oplus x_{<i})}{s(x_i | x_{<i})}, \quad (4)$$

where \oplus is the string concatenation and $P = p_1 \oplus p_2 \oplus \dots \oplus p_T$ denotes the concatenation of T non-member samples used to prefix the context.

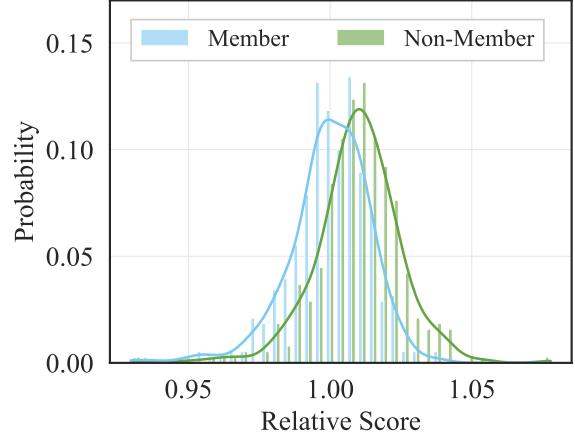


Figure 2: Relative score distributions for members and non-members. The relative score is the ratio of the perturbed score to the unperturbed score in Eq. 3. Consistent with Xie et al. (2024), members show lower relative scores compared to non-members.

3 WikiMIA-25

While numerous MIA benchmarks have been proposed, they are often limited to testing specific LLMs. For example, WikiMIA (Shi et al., 2024) applies only to models released between 2017 and 2023, while MIMIR (Duan et al., 2024) is applicable only to models trained on The Pile (Gao et al., 2021). Given the rapid release cadence of LLMs, benchmarks require frequent updates to remain relevant. For instance, WikiMIA-24 (Fu et al., 2025) extends the validity period of WikiMIA to 2024.

Moreover, evaluating proprietary LLMs presents a unique challenge: unlike open-source models, which remain accessible indefinitely, proprietary models are hosted on API endpoints subject to vendor deprecation. This creates a gap: as vendors retire older model versions that fit a benchmark’s timeframe, they release newer versions trained on data that post-dates the benchmark. This temporal misalignment renders the benchmark ineffective. For instance, while WikiMIA-24 updates its data to March 2024, the oldest Gemini version available by the time of conducting experiments, Gemini-2.0-Flash, possesses a knowledge cutoff of June 2024. Since the model has likely seen the benchmark’s data during training, WikiMIA-24 cannot reliably evaluate Gemini.

To evaluate MIA on the latest LLMs, we introduce WikiMIA-25. Similar to WikiMIA and WikiMIA-24, we construct datasets from recent Wikipedia dumps. We designate events added from January 2015 to December 2016 as member data,

Len	Method	OPT-6.7B		Pythia-6.9B		LLaMA-13B		GPT-NeoX-20B		Average	
		AUC	TPR@5%FPR	AUC	TPR@5%FPR	AUC	TPR@5%FPR	AUC	TPR@5%FPR	AUC	TPR@5%FPR
32	Gray-Box										
	Loss	60.3	10.5	63.5	13.7	67.4	13.7	68.7	19.0	65.0	14.2
	Reference	64.0	7.9	63.8	6.3	58.2	4.7	67.9	16.6	63.5	8.9
	Lowercase	57.7	8.9	58.9	11.8	65.3	13.4	61.6	14.5	60.9	12.2
	Zlib	61.3	12.6	64.1	16.8	67.7	11.8	69.0	20.8	65.5	15.5
	Neighbor	64.5	12.1	65.7	<u>17.1</u>	66.2	11.8	70.4	22.9	66.7	16.0
	Min-K%	61.1	<u>16.3</u>	69.5	13.2	66.5	18.4	71.5	<u>28.2</u>	67.2	<u>19.0</u>
	Min-K%++	<u>65.1</u>	8.9	<u>70.0</u>	13.9	<u>84.5</u>	<u>32.4</u>	<u>74.2</u>	19.0	<u>73.5</u>	18.6
	ReCaLL	77.6	25.5	86.1	28.9	89.1	41.8	87.9	34.7	85.2	32.7
	PETAL	61.4	10.5	62.8	15.3	63.2	11.1	67.6	21.6	63.8	14.6
	Black-Box										
	SaMIA	55.4	5.3	55.2	8.7	<u>59.4</u>	10.0	60.1	10.8	57.5	8.7
	SimMIA*	84.7	18.9	81.7	26.3	<u>59.3</u>	<u>12.6</u>	84.4	33.4	77.5	22.8
	SimMIA	<u>78.3</u>	<u>14.7</u>	<u>70.1</u>	<u>13.4</u>	62.8	12.9	<u>75.5</u>	<u>20.3</u>	<u>71.7</u>	<u>15.3</u>
64	Gray-Box										
	Loss	56.5	13.9	60.0	13.1	63.4	12.0	65.8	12.0	61.4	12.8
	Reference	62.5	5.2	63.1	12.4	63.8	4.0	66.2	15.9	63.9	9.4
	Lowercase	55.6	11.2	58.7	8.4	61.8	8.4	60.4	12.4	59.1	10.1
	Zlib	59.2	12.0	62.0	15.9	65.2	12.7	67.5	17.1	63.5	14.4
	Neighbor	60.7	12.0	63.6	9.6	64.3	9.6	67.9	12.4	64.1	10.9
	Min-K%	59.8	16.7	64.0	20.3	65.9	18.3	71.7	18.7	65.4	18.5
	Min-K%++	<u>64.9</u>	<u>17.1</u>	<u>71.7</u>	<u>21.9</u>	<u>84.6</u>	<u>29.5</u>	<u>77.2</u>	<u>25.5</u>	<u>74.6</u>	<u>23.5</u>
	ReCaLL	76.3	23.9	89.8	49.8	89.5	48.6	87.1	33.5	85.7	39.0
	PETAL	59.8	12.7	60.7	15.5	62.0	10.4	65.8	15.1	62.1	13.4
	Black-Box										
	SaMIA	65.1	10.4	61.2	8.8	<u>63.1</u>	10.8	67.1	<u>11.6</u>	64.1	10.4
	SimMIA*	86.0	25.1	87.5	37.5	61.0	<u>11.2</u>	86.0	30.3	80.1	26.0
	SimMIA	<u>78.8</u>	<u>19.5</u>	<u>75.4</u>	<u>19.1</u>	66.7	11.6	<u>71.5</u>	11.2	<u>73.1</u>	<u>15.4</u>
128	Gray-Box										
	Loss	62.8	13.5	65.2	15.4	68.9	21.2	71.5	24.0	67.1	18.5
	Reference	64.3	12.5	63.8	15.4	63.8	13.5	69.7	23.1	65.4	16.1
	Lowercase	61.2	6.7	64.8	3.8	67.6	20.2	68.0	8.7	65.4	9.9
	Zlib	63.6	16.3	66.9	18.3	70.2	20.2	72.3	25.0	68.3	20.0
	Neighbor	64.0	16.3	69.3	13.5	70.3	22.1	73.6	22.1	69.3	18.5
	Min-K%	67.6	15.4	69.5	<u>20.2</u>	73.3	19.2	75.9	24.0	71.6	19.7
	Min-K%++	71.4	25.0	<u>72.2</u>	19.2	<u>86.4</u>	<u>38.5</u>	<u>76.5</u>	28.9	<u>76.6</u>	<u>27.9</u>
	ReCaLL	<u>71.0</u>	<u>17.3</u>	87.4	41.3	91.3	48.1	88.0	39.4	84.4	36.5
	PETAL	64.8	12.5	65.2	19.2	64.3	13.5	71.5	<u>34.6</u>	66.5	20.0
	Black-Box										
	SaMIA	67.2	<u>11.5</u>	62.4	7.7	65.2	<u>7.7</u>	67.5	16.3	65.6	10.8
	SimMIA*	83.7	5.8	89.4	45.2	61.3	<u>7.7</u>	83.2	28.8	79.4	21.9
	SimMIA	<u>78.8</u>	19.5	<u>73.2</u>	<u>17.3</u>	<u>62.7</u>	14.4	<u>74.0</u>	<u>17.3</u>	<u>72.2</u>	<u>17.1</u>

Table 1: Results on WikiMIA benchmark. **Bolded** and underlined numbers are the best and second-best results within each column for the given length and setting. * means that SimMIA uses Eq. 1 rather than Eq. 3 for scoring.

and events from March 2025 to September 2025 as non-member data. We truncate examples to L whitespace-delimited tokens, creating buckets where $L \in \{32, 64, 128\}$. The final benchmark comprises 759, 875, and 529 pairs of member and non-member examples for the respective lengths.

4 Experiments

4.1 Setup

Benchmarks We evaluate our method on WikiMIA (Shi et al., 2024) and MIMIR (Duan et al., 2024), alongside our WikiMIA-25. For WikiMIA, we utilize subsets with sequence lengths of 32, 64, and 128. For MIMIR, we report results on

the 7-gram version. To ensure cost efficiency on WikiMIA-25, we sample a balanced subset of 120 members and 120 non-members from the length-32 split. For all benchmarks, we reserve 10 non-members to construct the non-member prefix P and evaluate on the remaining examples.

Consistent with prior work (Shi et al., 2024; Zhang et al., 2024a), we report the Area Under the ROC Curve (AUC) as our primary metric, along with the True Positive Rate at 5% False Positive Rate (TPR@5%FPR).

Baselines We compare SimMIA against ten MIA baselines across gray-box and black-box settings. In the *gray-box* setting, we include: **Loss**, **Zlib**,

Method	Wikipedia				Github				Pile CC				PubMed Central			
	160M	1.4B	2.8B	6.9B	160M	1.4B	2.8B	6.9B	160M	1.4B	2.8B	6.9B	160M	1.4B	2.8B	6.9B
Gray-Box																
Loss	62.3	64.9	<u>66.2</u>	<u>66.4</u>	83.6	86.4	88.4	87.9	53.7	55.2	<u>54.9</u>	57.0	<u>79.1</u>	78.0	77.8	77.6
Reference	51.7	62.9	67.6	67.8	67.7	73.3	73.7	65.7	52.0	58.6	58.2	63.7	68.0	66.8	63.0	60.5
Lowercase	58.6	62.1	63.5	64.1	76.5	81.2	83.5	83.3	<u>53.6</u>	54.3	54.2	55.7	75.1	75.2	75.4	75.2
Zlib	56.5	60.9	63.0	63.0	87.9	89.8	91.2	90.9	51.9	53.9	53.7	55.6	77.8	76.9	<u>76.7</u>	<u>76.7</u>
Neighbor	57.9	60.9	61.8	61.7	<u>86.6</u>	<u>88.8</u>	<u>90.5</u>	<u>89.4</u>	52.7	55.2	54.8	56.8	76.8	74.4	74.0	74.4
Min-K%	59.9	<u>63.8</u>	65.6	65.8	82.9	86.5	88.4	88.3	52.9	<u>55.3</u>	54.7	56.9	77.3	<u>77.4</u>	77.8	77.6
Min-K%++	55.2	62.1	64.2	63.8	72.5	81.6	85.0	84.9	51.6	54.9	54.1	56.3	62.3	63.0	66.0	67.5
ReCaLL	55.9	63.4	65.1	65.2	83.0	86.0	87.9	87.4	51.3	54.7	53.7	<u>57.4</u>	79.5	75.2	76.0	73.7
PETAL	<u>60.1</u>	62.4	63.7	63.6	68.2	70.7	72.1	71.3	52.8	53.9	54.0	55.4	72.1	72.7	73.3	73.4
Black-Box																
SaMIA	49.1	51.3	51.9	52.1	53.6	60.3	61.1	62.7	50.1	48.9	48.3	49.9	<u>53.1</u>	51.2	54.8	52.6
SimMIA*	<u>57.3</u>	<u>62.1</u>	<u>61.3</u>	<u>63.1</u>	82.9	80.3	81.3	<u>68.9</u>	<u>50.3</u>	<u>53.6</u>	<u>55.3</u>	<u>55.8</u>	48.7	<u>52.7</u>	<u>63.7</u>	<u>58.7</u>
SimMIA	61.7	64.1	65.0	64.8	<u>81.1</u>	83.8	86.1	83.7	52.1	55.3	55.7	57.1	73.7	73.1	77.1	67.6
Method	ArXiv				DM Mathematics				HackerNews				Average			
	160M	1.4B	2.8B	6.9B	160M	1.4B	2.8B	6.9B	160M	1.4B	2.8B	6.9B	160M	1.4B	2.8B	6.9B
Gray-Box																
Loss	74.4	77.6	78.0	78.4	94.6	93.3	92.8	92.9	57.9	<u>59.3</u>	60.5	60.7	72.2	73.5	74.1	74.4
Reference	57.6	71.6	71.5	71.9	61.2	48.3	44.9	44.9	51.5	53.7	57.1	57.4	58.5	62.2	62.3	61.7
Lowercase	69.2	74.0	75.5	75.8	80.7	75.9	78.2	72.6	57.7	59.0	59.9	<u>60.2</u>	67.3	68.8	70.0	69.6
Zlib	<u>74.5</u>	<u>77.2</u>	<u>77.7</u>	<u>78.0</u>	80.9	81.0	81.2	81.0	57.5	58.4	59.3	59.4	69.6	71.2	71.8	72.1
Neighbor	70.8	74.9	75.5	76.1	79.7	71.4	73.2	71.5	56.7	57.5	58.4	58.2	68.7	69.0	69.7	69.7
Min-K%	68.6	74.2	65.3	75.6	93.1	<u>93.3</u>	<u>92.9</u>	93.0	55.0	56.9	57.9	58.6	70.0	72.5	71.8	<u>73.7</u>
Min-K%++	52.4	64.1	65.5	65.0	76.9	76.0	70.2	73.5	53.7	56.0	57.4	58.9	60.7	65.4	66.1	67.1
ReCaLL	76.5	76.5	<u>77.9</u>	76.5	96.7	94.4	94.2	91.8	59.1	59.5	<u>60.1</u>	60.7	<u>71.7</u>	<u>72.8</u>	<u>73.6</u>	73.2
PETAL	68.4	70.9	71.8	72.4	86.5	86.9	86.5	86.8	57.1	58.0	58.5	58.4	66.5	67.9	68.6	68.8
Black-Box																
SaMIA	43.6	44.6	45.4	45.9	<u>82.3</u>	<u>85.3</u>	79.9	73.4	49.3	49.6	49.5	50.1	54.4	55.9	55.8	55.2
SimMIA*	62.9	<u>62.5</u>	<u>54.5</u>	61.3	79.0	80.5	81.4	75.9	49.8	52.4	52.8	<u>52.2</u>	61.6	63.4	64.3	62.3
SimMIA	72.6	73.8	67.8	73.5	87.6	90.9	90.3	91.3	54.3	54.0	53.0	53.8	69.0	70.7	70.7	70.3

Table 2: AUC results on MIMIR benchmark. **Bolded** and underlined numbers are the best and second-best results within each column for the given length and setting. * means that SimMIA uses Eq. 1 rather than Eq. 3 for scoring.

and **Lowercase** (Carlini et al., 2021), which utilize the raw input loss, the input’s Zlib entropy, and the lower-cased input loss, respectively; **Reference** (Carlini et al., 2022), which calibrates loss using a smaller model; **Neighbors** (Mattern et al., 2023), which compares input loss to that of similar tokens; **Min-K%** (Shi et al., 2024) and **Min-K%++** (Zhang et al., 2024a), which focus on low-probability tokens; **ReCaLL** (Xie et al., 2024), which measures relative conditional likelihood; and **PETAL** (He et al., 2025), which uses regression based on token-label similarity. In the *black-box* setting, we evaluate **SaMIA** (Kaneko et al., 2025), which approximates likelihood via ROUGE-N scores over sampled continuations.

Models For WikiMIA, we test OPT-6.7B (Zhang et al., 2022), Pythia-6.9B (Biderman et al., 2023), LLaMA-7B (Touvron et al., 2023), and GPT-NeoX-20B (Black et al., 2022). For MIMIR, we follow Duan et al. (2024) and fo-

cus on the Pythia-dedup family (160M, 1.4B, 2.8B, and 6.9B). For WikiMIA-25, we extend our evaluation beyond Pythia-6.9B to newer models, including Qwen3-8B-Base (Yang et al., 2025), Claude-4.5-Haiku (Anthropic, 2025), Gemini-2.5-Flash (Team, 2025), and GPT-5-Chat (OpenAI, 2025).

Implementation Details We reproduce all baselines using their official hyperparameter settings. For SimMIA, we set the sample size $N = 100$, except for WikiMIA-25 where we reduce N to 10 to mitigate API costs. The number of shots T is set to 7 for WikiMIA and WikiMIA-25, and 10 for MIMIR. We use all-MiniLM-L6-v2² for embedding (He et al., 2025). A specific exception is applied to the DM Mathematics split of MIMIR, where we employ Exact Match for numerical tokens. In mathematical reasoning, numerical prox-

²<https://huggingface.co/sentence-transformers/all-MiniLM-L6-v2>

Method	Pythia-6.9B		Qwen3-8B-Base		Claude-4.5-Haiku		Gemini-2.5-Flash		GPT-5-Chat	
	AUC	TPR@5%FPR	AUC	TPR@5%FPR	AUC	TPR@5%FPR	AUC	TPR@5%FPR	AUC	TPR@5%FPR
Grey-Box										
Loss	73.0	36.3	59.1	11.5	-	-	-	-	-	-
Reference	65.2	8.9	53.9	3.5	-	-	-	-	-	-
Lowercase	70.7	23.0	59.4	19.5	-	-	-	-	-	-
Zlib	72.2	31.9	57.5	8.9	-	-	-	-	-	-
Min-K%	<u>77.3</u>	38.9	56.8	14.2	-	-	-	-	-	-
Min-K%++	72.7	<u>41.6</u>	62.7	<u>20.4</u>	-	-	-	-	-	-
ReCaLL	96.1	78.8	91.0	43.4	-	-	-	-	-	-
PETAL	72.2	30.1	<u>62.8</u>	18.6	-	-	67.1	23.9	78.0	35.4
Black-Box										
SaMIA	57.8	8.8	50.3	2.7	62.6	8.0	57.0	15.0	65.7	13.3
SimMIA*	90.6	30.1	<u>62.9</u>	5.3	<u>80.8</u>	<u>37.2</u>	77.4	32.7	90.2	71.7
SimMIA	<u>85.0</u>	<u>8.8</u>	74.9	<u>4.4</u>	86.7	51.3	<u>75.4</u>	<u>29.2</u>	<u>75.7</u>	<u>21.2</u>

Table 3: Results on WikiMIA-25 benchmark. **Bolded** and underlined numbers are the best and second-best results within each column for the given length and setting. * means that SimMIA uses Eq. 1 rather than Eq. 3 for scoring.

Method	Len. 32	Len. 64	Len. 128
SimMIA	70.1	75.4	73.2
w/o Word-by-Word Sampling	55.8	50.1	47.7
w/o Relative Aggregation	57.4	53.7	57.0

Table 4: Ablation study on WikiMIA.

imity does not imply semantic equivalence (e.g., distinct result values indicate incorrect reasoning regardless of magnitude); therefore, we strictly enforce exact matching for numbers. All experiments are conducted on 8 NVIDIA RTX 3090.

4.2 Main Results

SimMIA achieves SOTA black-box MIA performance and rivals gray-box counterparts. Tables 1 and 2 demonstrate that SimMIA substantially outperforms existing black-box baselines, improving AUC by 16.6 and 14.9 on WikiMIA and MIMIR, respectively. Remarkably, SimMIA bridges the gap with SOTA gray-box methods; it trails the best gray-box performance by only 6.1 and 3.4 AUC points on average. This margin is comparable to the difference between the first- and second-best gray-box methods (a gap of 10.2 and 0.7 AUC), suggesting that SimMIA remains highly competitive despite lacking access to model internals. It even surpasses the best gray-box method on specific LLMs, such as OPT-6.7B on WikiMIA. **SimMIA generalizes effectively to the latest LLMs.** Table 3 highlights that SimMIA delivers superior black-box MIA results on both legacy models (e.g., Pythia-6.9B) and recent releases (e.g., Qwen3-8B-Base) on WikiMIA-25. Crucially, SimMIA extends to proprietary LLMs where gray-box attacks are inapplicable. In this strict black-box setting, SimMIA significantly surpasses SaMIA,

Embedding Method	Len. 32	Len. 64	Len. 128
Word2Vec	60.5	55.6	60.7
fastText	70.6	71.9	72.8
bge-large-en-v1.5	70.5	75.5	75.1
all-MiniLM-L6-v2	70.1	75.4	73.2
UAE-Large-V1	70.2	75.2	75.2
mxbai-embed-large-v1	69.9	76.1	74.7

Table 5: WikiMIA results of various embeddings.

the current SOTA black-box MIA, achieving gains of +21.7 in AUC and +25.8 in TPR@5%FPR. Detailed evaluations of these proprietary models are provided in Appendix A.

The soft scoring function ensures robustness across benchmarks. Directly estimating label probabilities (SimMIA*) yields peak performance on WikiMIA-style datasets (WikiMIA and WikiMIA-25), outperforming SaMIA, the SOTA black-box baseline, by +19.2 AUC. However, we find that employing our soft scoring function (SimMIA) offers superior generalization and stability across diverse benchmarks. As shown in Tables 1, 2, and 3, SimMIA consistently outperforms SaMIA by a significant margin in all settings. Crucially, while SimMIA* surpasses SaMIA by only +7.6 AUC on MIMIR, SimMIA remains robust, outperforming SaMIA by +14.9 AUC on MIMIR while maintaining high efficacy on WikiMIA-style datasets (+15.4 AUC).

4.3 Analysis

In this section, we provide a detailed analysis of SimMIA. Unless otherwise stated, we report AUC results on WikiMIA using Pythia-6.9B.

Ablation Study We conduct an ablation study to quantify the contribution of each core compo-

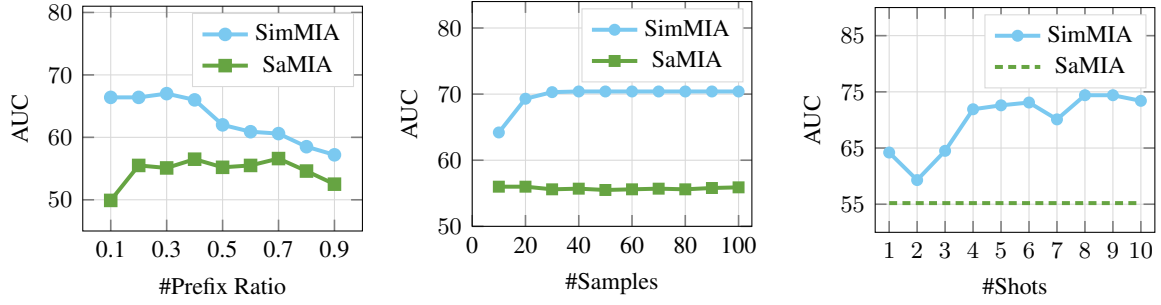


Figure 3: WikiMIA (length 32) results under various prefix ratios, sample sizes, and non-member shots.

Method	Len. 32	Len. 64	Len. 128
SaMIA	55.28 _{0.55}	61.60 _{1.15}	64.26 _{1.69}
SimMIA	-	-	-
+ Fixed Prefix	71.26 _{0.89}	74.14 _{0.72}	73.64 _{0.97}
+ Random Prefix	73.12 _{2.14}	70.08 _{4.29}	75.12 _{2.27}

Table 6: The mean and standard deviation (in subscript) of five runs in WikiMIA.

nent in SimMIA. Specifically, we examine two variants: (1) *w/o Word-by-Word Sampling*, where we replace our granular sampling strategy with SaMIA-style generation (producing N continuations conditioned on the first half of the input), and (2) *w/o Relative Aggregation*, where we utilize Eq. 3 directly without normalizing against the non-member conditioned score. As detailed in Table 4, eliminating either component results in a significant performance drop. This underscores the necessity of our designs.

Impact of Prefix Length Since black-box MIAs often rely on continuations generated from a prefix, we investigate how the length of this prefix affects performance. Intuitively, performance is expected to be inversely proportional to the prefix ratio: as the prefix length increases (from 10% to 90%), the remaining target segment becomes shorter, providing less signal for the MIA to exploit. We compare SimMIA (which defaults to conditioning on the first word) against SaMIA (which defaults to the first 50%). As shown in the left panel of Figure 3, SimMIA aligns with the expected behavior: performance peaks at a 10% prefix ratio and declines monotonically as the prefix grows. In contrast, SaMIA shows no clear gains from shorter prefixes: it attains its best performance at a 20% prefix ratio, then fluctuates across intermediate ratios before dropping at 70%. This suggests that SaMIA fails to exploit the rich signal available in the early portions of the text, whereas SimMIA remains robust even with minimal prefix conditioning.

Impact of Sample Size We examine the trade-off between computational budget (sample size N) and inference accuracy. The middle panel of Figure 3 demonstrates that SimMIA consistently outperforms SaMIA across all sample sizes. Notably, SimMIA exhibits better scalability: it continues to accrue performance gains up to $N = 30$. Conversely, SaMIA saturates rapidly, failing to yield improvements beyond $N = 10$.

Sensitivity to Hyperparameters SimMIA introduces two design choices: the number of non-member shots (T) and the embedding model. In the right panel of Figure 3, we observe that inference performance improves as T increases, stabilizing around $T = 7$. This suggests that while non-member shots are crucial, a small, computationally efficient set is sufficient. Regarding the embedding model, Table 5 reports performance across a spectrum of architectures, ranging from static embeddings (Word2Vec (Mikolov et al., 2013), fastText (Bojanowski et al., 2017)) to state-of-the-art dense retrievers (e.g., bge-large-en-v1.5 (Xiao et al., 2023), UAE-Large-V1 (Li and Li, 2024), and mxbai-embed-large-v1 (Lee et al., 2024)). Notably, although dense retrievers yield superior performance, SimMIA maintains high stability regardless of the underlying embedding model choice.

Stability and Variance We analyze the performance variance stemming from randomness in non-member shot selection (fixed vs. random) and sampling seeds. Table 6 indicates that while SimMIA is robust across different sampling seeds, it exhibits sensitivity to the composition of non-member prefixes. Specifically, randomizing prefixes results in a higher standard deviation ($\sigma \approx 2.90$) compared to using a fixed set ($\sigma \approx 0.86$). Crucially, however, despite this increased fluctuation, the average performance of SimMIA with random prefixes still significantly outperforms SaMIA (72.77 vs. 60.38), demonstrating the method’s effectiveness even un-

Setting	Len. 32	Len. 64	Len. 128
Most	77.7	77.9	71.3
Moderate	71.1	70.6	64.5
Least	58.3	60.5	56.1
Random	69.8	73.4	70.1
Fixed	70.1	75.4	73.2

Table 7: Results with prefixes of different similarities.

der suboptimal settings.

Impact of Prefix Similarity We hypothesize that the variance in random selection arises from the varying semantic similarity between the prefix and the test instance (Xie et al., 2024). To verify this, we retrieve non-members for each test instance using TF-IDF (Jones, 2004) and partition them into three tiers (*most*, *moderately*, and *least* similar) for comparison against *random* and *fixed* baselines. Table 7 confirms that performance improves as similarity increases (8.7 AUC on average). Notably, however, the *fixed* prefix strategy yields performance comparable to the *moderately similar* and *random* settings. This implies that dynamic retrieval is not strictly necessary; a simple, fixed set of non-member shots is sufficient to capture the primary benefits of SimMIA.

Progressive Disclosure SimMIA has demonstrated its effectiveness in a strict black-box setting, where only generated text is available to the attacker. However, real-world API access exists on a spectrum; some services may disclose metadata such as tokenization results or token probabilities. We therefore ask: can SimMIA adapt to exploit this additional information for improved detection?

We evaluate SimMIA using GPT-5-Chat and GPT-4.1-mini on WikiMIA-25. The former provides tokenization results for the input and output, while the latter provides both tokenization results and the log probabilities of generated tokens. We adapt SimMIA as follows: (1) When tokenization is visible, we shift from word-by-word sampling to token-by-token sampling. (2) When log probabilities are available, we directly weight $\text{sim}(\cdot)$ in Eq. 3 by the ground-truth model probabilities (normalized across unique next tokens).

As shown in Table 8, SimMIA yields superior performance when these additional signals are integrated. This underscores the versatility of SimMIA: it remains robust under strict black-box constraints but is flexible enough to leverage richer information from progressively disclosed metadata.

Metadata	GPT-5-Chat	GPT-4.1-mini
SimMIA (Text Only)	82.0	85.3
+ Tokenization	83.1	87.0
+ Token Log Probs	-	93.7

Table 8: Progressive disclosure results on WikiMIA-25.

5 Related Work

Membership inference attacks (MIA) determine whether a data point was included in a model’s training set (Shokri et al., 2017). While a large body of work on LLMs relies on model logits, either directly (Mattern et al., 2023; Shi et al., 2024; Zhang et al., 2024a,b) or via relative log-likelihoods (Xie et al., 2024; Wang et al., 2025), these methods are inapplicable to proprietary LLMs where APIs typically restrict logit access.

To address this, recent studies have explored more constrained gray-box settings. He et al. (2025) approximate target logits using an open-source proxy, while Tong et al. (2025) exploit tokenizer behaviors. However, these methods generally presume access to the target’s tokenized outputs, which are often unavailable.

Consequently, research has shifted toward black-box settings where only generated text is observable. Existing approaches mostly target specialized scenarios. Quiz-based methods (Golchin and Surdeanu, 2025; Duarte et al., 2024) use manual templates to generate QA pairs for detection; training-based methods (Hu et al., 2025) train detectors on known members and non-members; and set-based strategies (Zhou et al., 2025; Kuditipudi et al., 2025) infer membership at the dataset level.

Closest to our work are sampling-based methods (Kaneko et al., 2025; Dong et al., 2024). Yet, these general-purpose approaches heavily rely on surface-form statistics (e.g., N-gram matches), making them brittle across domains. SimMIA advances this line of work by improving both the sampling strategy and the scoring function.

6 Conclusion

In this work, we propose SimMIA, a robust framework for MIAs in the strict black-box setting. We also introduce WikiMIA-25, a curated MIA benchmark designed to evaluate modern proprietary LLMs. Experimental results demonstrate that SimMIA achieves SOTA performance, effectively rivaling gray-box counterparts even when model internals are completely inaccessible.

Limitations

Despite its effectiveness, SimMIA shares a fundamental limitation with other sampling-based black-box MIAs on LLMs: the reliance on sampling to estimate membership signals. Unlike gray-box counterparts that can derive metrics from a single forward pass, general-purpose black-box methods necessitate repeated querying to approximate model behavior. This requirement inevitably incurs higher computational overhead, latency, and cost. Consequently, a critical direction for future work is to enhance the sample efficiency of the entire class of sampling-based black-box MIAs, thereby reducing the budget required for reliable detection.

References

- Anthropic. 2025. [System card: Claude haiku 4.5](#).
- Stella Biderman, Hailey Schoelkopf, Quentin Gregory Anthony, Herbie Bradley, Kyle O’Brien, Eric Hallahan, Mohammad Aflah Khan, Shivanshu Purohit, USVSN Sai Prashanth, Edward Raff, Aviya Skowron, Lintang Sutawika, and Oskar van der Wal. 2023. [Pythia: A suite for analyzing large language models across training and scaling](#). In *International Conference on Machine Learning, ICML 2023, 23-29 July 2023, Honolulu, Hawaii, USA*, volume 202 of *Proceedings of Machine Learning Research*, pages 2397–2430. PMLR.
- Steven Bird, Ewan Klein, and Edward Loper. 2009. *Natural Language Processing with Python*. O’Reilly.
- Sid Black, Stella Biderman, Eric Hallahan, Quentin Anthony, Leo Gao, Laurence Golding, Horace He, Connor Leahy, Kyle McDonell, Jason Phang, Michael Pieler, USVSN Sai Prashanth, Shivanshu Purohit, Laria Reynolds, Jonathan Tow, Ben Wang, and Samuel Weinbach. 2022. [Gpt-neox-20b: An open-source autoregressive language model](#). *CoRR*, abs/2204.06745.
- Piotr Bojanowski, Edouard Grave, Armand Joulin, and Tomáš Mikolov. 2017. [Enriching word vectors with subword information](#). *Trans. Assoc. Comput. Linguistics*, 5:135–146.
- Nicholas Carlini, Steve Chien, Milad Nasr, Shuang Song, Andreas Terzis, and Florian Tramèr. 2022. [Membership inference attacks from first principles](#). In *43rd IEEE Symposium on Security and Privacy, SP 2022, San Francisco, CA, USA, May 22-26, 2022*, pages 1897–1914. IEEE.
- Nicholas Carlini, Florian Tramèr, Eric Wallace, Matthew Jagielski, Ariel Herbert-Voss, Katherine Lee, Adam Roberts, Tom B. Brown, Dawn Song, Úlfar Erlingsson, Alina Oprea, and Colin Raffel. 2021. [Extracting training data from large language models](#). In *30th USENIX Security Symposium, USENIX Security 2021, August 11-13, 2021*, pages 2633–2650. USENIX Association.
- Yihong Dong, Xue Jiang, Huanyu Liu, Zhi Jin, Bin Gu, Mengfei Yang, and Ge Li. 2024. [Generalization or memorization: Data contamination and trustworthy evaluation for large language models](#). In *Findings of the Association for Computational Linguistics, ACL 2024, Bangkok, Thailand and virtual meeting, August 11-16, 2024*, pages 12039–12050. Association for Computational Linguistics.
- Michael Duan, Anshuman Suri, Niloofar Miresghalah, Sewon Min, Weijia Shi, Luke Zettlemoyer, Yulia Tsvetkov, Yejin Choi, David Evans, and Hananeh Hajishirzi. 2024. [Do membership inference attacks work on large language models?](#) *CoRR*, abs/2402.07841.
- André V. Duarte, Xuandong Zhao, Arlindo L. Oliveira, and Lei Li. 2024. [DE-COP: detecting copyrighted content in language models training data](#). In *Forty-first International Conference on Machine Learning, ICML 2024, Vienna, Austria, July 21-27, 2024*. OpenReview.net.
- Wenjie Fu, Huandong Wang, Chen Gao, Guanghua Liu, Yong Li, and Tao Jiang. 2023. [Practical membership inference attacks against fine-tuned large language models via self-prompt calibration](#). *CoRR*, abs/2311.06062.
- Wenjie Fu, Huandong Wang, Chen Gao, Guanghua Liu, Yong Li, and Tao Jiang. 2025. [Mia-tuner: Adapting large language models as pre-training text detector](#). In *AAAI-25, Sponsored by the Association for the Advancement of Artificial Intelligence, February 25 - March 4, 2025, Philadelphia, PA, USA*, pages 27295–27303. AAAI Press.
- Leo Gao, Stella Biderman, Sid Black, Laurence Golding, Travis Hoppe, Charles Foster, Jason Phang, Horace He, Anish Thite, Noa Nabeshima, Shawn Presser, and Connor Leahy. 2021. [The pile: An 800gb dataset of diverse text for language modeling](#). *CoRR*, abs/2101.00027.
- Shahriar Golchin and Mihai Surdeanu. 2025. [Data contamination quiz: A tool to detect and estimate contamination in large language models](#). *Trans. Assoc. Comput. Linguistics*, 13:809–830.
- Yu He, Boheng Li, Liu Liu, Zhongjie Ba, Wei Dong, Yiming Li, Zhan Qin, Kui Ren, and Chun Chen. 2025. [Towards label-only membership inference attack against pre-trained large language models](#). In *34th USENIX Security Symposium, USENIX Security 2025, Seattle, WA, USA, August 13-15, 2025*, pages 1609–1628. USENIX Association.
- Ruihan Hu, Yu-Ming Shang, Jiankun Peng, Wei Luo, Yazhe Wang, and Xi Zhang. 2025. [Automated detection of pre-training text in black-box llms](#). In *Proceedings of the Thirty-Fourth International Joint Conference on Artificial Intelligence, IJCAI 2025*,

- Montreal, Canada, August 16-22, 2025, pages 385–393. ijcai.org.
- Karen Spärck Jones. 2004. [A statistical interpretation of term specificity and its application in retrieval](#). *J. Documentation*, 60(5):493–502.
- Masahiro Kaneko, Youmi Ma, Yuki Wata, and Naoaki Okazaki. 2025. [Sampling-based pseudo-likelihood for membership inference attacks](#). In *Findings of the Association for Computational Linguistics, ACL 2025, Vienna, Austria, July 27 - August 1, 2025*, pages 8894–8907. Association for Computational Linguistics.
- Rohith Kudipudi, Jing Huang, Sally Zhu, Diyi Yang, Christopher Potts, and Percy Liang. 2025. [Black-box model provenance via palimpsestic membership inference](#). *CoRR*, abs/2510.19796.
- Sean Lee, Aamir Shakir, Darius Koenig, and Julius Lipp. 2024. [Open source strikes bread - new fluffy embeddings model](#).
- Xianming Li and Jing Li. 2024. [Aoe: Angle-optimized embeddings for semantic textual similarity](#). In *Proceedings of the 62nd Annual Meeting of the Association for Computational Linguistics (Volume 1: Long Papers), ACL 2024, Bangkok, Thailand, August 11-16, 2024*, pages 1825–1839. Association for Computational Linguistics.
- Chin-Yew Lin. 2004. [ROUGE: A package for automatic evaluation of summaries](#). In *Text Summarization Branches Out*, pages 74–81, Barcelona, Spain. Association for Computational Linguistics.
- Justus Mattern, Fatemehsadat Miresghallah, Zhijing Jin, Bernhard Schölkopf, Mrinmaya Sachan, and Taylor Berg-Kirkpatrick. 2023. [Membership inference attacks against language models via neighbourhood comparison](#). In *Findings of the Association for Computational Linguistics: ACL 2023, Toronto, Canada, July 9-14, 2023*, pages 11330–11343. Association for Computational Linguistics.
- Tomás Mikolov, Kai Chen, Greg Corrado, and Jeffrey Dean. 2013. [Efficient estimation of word representations in vector space](#). In *1st International Conference on Learning Representations, ICLR 2013, Scottsdale, Arizona, USA, May 2-4, 2013, Workshop Track Proceedings*.
- OpenAI. 2025. [Gpt-5 system card](#).
- Weijia Shi, Anirudh Ajith, Mengzhou Xia, Yangsibo Huang, Daogao Liu, Terra Blevins, Danqi Chen, and Luke Zettlemoyer. 2024. [Detecting pretraining data from large language models](#). In *The Twelfth International Conference on Learning Representations, ICLR 2024, Vienna, Austria, May 7-11, 2024*. OpenReview.net.
- Reza Shokri, Marco Stronati, Congzheng Song, and Vitaly Shmatikov. 2017. [Membership inference attacks against machine learning models](#). In *2017 IEEE Symposium on Security and Privacy, SP 2017, San Jose, CA, USA, May 22-26, 2017*, pages 3–18. IEEE Computer Society.
- Gemini Team. 2025. [Gemini 2.5: Pushing the frontier with advanced reasoning, multimodality, long context, and next generation agentic capabilities](#). *CoRR*, abs/2507.06261.
- Meng Tong, Yuntao Du, Kejiang Chen, Weiming Zhang, and Ninghui Li. 2025. [Membership inference attacks on tokenizers of large language models](#). *CoRR*, arXiv:2510.05699.
- Hugo Touvron, Thibaut Lavril, Gautier Izacard, Xavier Martinet, Marie-Anne Lachaux, Timothée Lacroix, Baptiste Rozière, Naman Goyal, Eric Hambro, Faisal Azhar, Aurélien Rodriguez, Armand Joulin, Edouard Grave, and Guillaume Lample. 2023. [Llama: Open and efficient foundation language models](#). *CoRR*, abs/2302.13971.
- Cheng Wang, Yiwei Wang, Bryan Hooi, Yujun Cai, Nanyun Peng, and Kai-Wei Chang. 2025. [Con-recall: Detecting pre-training data in llms via contrastive decoding](#). In *Proceedings of the 31st International Conference on Computational Linguistics, COLING 2025, Abu Dhabi, UAE, January 19-24, 2025*, pages 1013–1026. Association for Computational Linguistics.
- Shitao Xiao, Zheng Liu, Peitian Zhang, and Niklas Muennighoff. 2023. [C-pack: Packaged resources to advance general chinese embedding](#). *CoRR*, abs/2309.07597.
- Roy Xie, Junlin Wang, Ruomin Huang, Minxing Zhang, Rong Ge, Jian Pei, Neil Gong, and Bhuwan Dhingra. 2024. [Recall: Membership inference via relative conditional log-likelihoods](#). pages 8671–8689.
- An Yang, Anfeng Li, Baosong Yang, Beichen Zhang, Binyuan Hui, Bo Zheng, Bowen Yu, Chang Gao, Chengen Huang, Chenxu Lv, Chujie Zheng, Dayiheng Liu, Fan Zhou, Fei Huang, Feng Hu, Hao Ge, Haoran Wei, Huan Lin, Jialong Tang, and 40 others. 2025. [Qwen3 technical report](#). *CoRR*, abs/2505.09388.
- Samuel Yeom, Irene Giacomelli, Matt Fredrikson, and Somesh Jha. 2018. [Privacy risk in machine learning: Analyzing the connection to overfitting](#). In *31st IEEE Computer Security Foundations Symposium, CSF 2018, Oxford, United Kingdom, July 9-12, 2018*, pages 268–282. IEEE Computer Society.
- Jingyang Zhang, Jingwei Sun, Eric C. Yeats, Yang Ouyang, Martin Kuo, Jianyi Zhang, Hao Yang, and Hai Helen Li. 2024a. [Min-k%++: Improved baseline for detecting pre-training data from large language models](#). *CoRR*, abs/2404.02936.
- Susan Zhang, Stephen Roller, Naman Goyal, Mikel Artetxe, Moya Chen, Shuhui Chen, Christopher Dewan, Mona T. Diab, Xian Li, Xi Victoria Lin,

Todor Mihaylov, Myle Ott, Sam Shleifer, Kurt Shuster, Daniel Simig, Punit Singh Koura, Anjali Sridhar, Tianlu Wang, and Luke Zettlemoyer. 2022. [OPT: open pre-trained transformer language models](#). *CoRR*, abs/2205.01068.

Weichao Zhang, Ruqing Zhang, Jiafeng Guo, Maarten de Rijke, Yixing Fan, and Xueqi Cheng. 2024b. [Pre-training data detection for large language models: A divergence-based calibration method](#). In *Proceedings of the 2024 Conference on Empirical Methods in Natural Language Processing, EMNLP 2024, Miami, FL, USA, November 12-16, 2024*, pages 5263–5274. Association for Computational Linguistics.

Ruikai Zhou, Kang Yang, Xun Chen, Wendy Hui Wang, Guanhong Tao, and Jun Xu. 2025. [Blackbox dataset inference for LLM](#). *CoRR*, abs/2507.03619.

A Prompt Template for Proprietary LLMs in WikiMIA-25

Modern proprietary LLMs typically function as instruction-following assistants rather than base language models; as a result, they do not perform text continuation by default. Since SimMIA relies on sampling potential next tokens for a given prefix, explicitly prompting these models to mimic text completion behavior is essential. Below, we present the specific system instruction used to constrain the models to generate a single-token completion for a `prefix`.

Prompt
<p>System: Return ONLY the single next token from the text. It can be punctuation or one whole word. No spaces, no quotes, no extra text.</p> <p>User: Text so far: <code>[PREFIX]</code></p>

B Proprietary LLM Version

We document the exact model identifiers (version) to support reproducibility. While we pin to fixed snapshots when available, some models only offer aliases; in such cases, results may evolve as the provider updates the underlying system.

Model Name	Version
Claude-4.5-Haiku	claude-haiku-4-5-20251001
Gemini-2.5-Flash	gemini-2.5-flash
GPT-5-Chat	gpt-5-chat-latest
GPT-4.1-mini	gpt-4.1-mini-2025-04-14

Table 9: The versions of proprietary LLMs used.

Domain	Len. 32	Len. 64	Len. 128
Original	70.1	75.4	73.2
Wikipedia	51.3	49.7	52.2
arXiv	57.6	52.6	59.7
GitHub	56.0	53.8	51.3

Table 10: Results of various non-member prefix domains. We sample non-members from the corresponding domains in MIMIR for testing. We truncate each non-member to 32, 64, or 128 words to ensure consistency with the prefix lengths used in WikiMIA.

C Impact of Prefix Domain

While SimMIA show promise, we explore whether utilizing non-members from disparate domains yields similar improvements (Xie et al., 2024). As shown in Table 10, employing prefixes from out-of-domain sources leads to performance degradation. This suggests that to maximize the efficacy of SimMIA, it is advisable to collect in-domain non-members whenever possible.