

When “Likers” Go Private: Engagement With Reputationally Risky Content on X

Yuwei Chuai¹, Manoel Horta Ribeiro², Gabriele Lenzini¹, Nicolas Pröllochs³

¹University of Luxembourg

²Princeton University

³JLU Giessen

yuwei.chuai@uni.lu, manoel@cs.princeton.edu, gabriele.lenzini@uni.lu, nicolas.proellocks@wi.jlug.de

Abstract

In June 2024, X/Twitter changed likes’ visibility from public to private, offering a rare, platform-level opportunity to study how the visibility of engagement signals affects users’ behavior. Here, we investigate whether hiding liker identities increases the number of likes received by *high-reputational-risk content*, content for which public endorsement may carry high social or reputational costs due to its topic (e.g., politics) or the account context in which it appears (e.g., partisan accounts). To this end, we conduct two complementary studies: 1) a Difference-in-Differences analysis of engagement with 154,122 posts by 1068 accounts before and after the policy change. 2) a within-subject survey experiment with 203 X users on participants’ self-reported willingness to like different kinds of content. We find no detectable platform-level increase in likes for high-reputational-risk content (Study 1). This finding is robust for both between-group comparison of high- versus low-reputational-risk accounts and within-group comparison across engagement types (i.e., likes vs. reposts). Additionally, while participants in the survey experiment report modest increases in willingness to like high-reputational-risk content under private versus public visibility, these increases do not lead to significant changes in the group-level average likelihood of liking posts (Study 2). Taken together, our results suggest that hiding likes produces a limited behavioral response at the platform level. This may be caused by a gap between user intention and behavior, or by engagement driven by a narrow set of high-usage or automated accounts.

Introduction

Social media platforms scaffold public expression through interface *affordances* that make some actions easy, legible, and rewarding while rendering others costly or invisible (Bucher, Helmond et al. 2018; Ronzhyn, Cardenal, and Batlle Rubio 2023; DeVito, Birnholtz, and Hancock 2017). Among these, the *visibility* of engagement signals is central: visible cues act as social proof and reputation broadcasts, shaping both audiences’ inferences and authors’ self-presentation strategies (Marder et al. 2016).

In June 2024, X (formerly Twitter) implemented a major design change by making liker identities private: users can still like posts, and authors can see who liked them, but third parties can no longer inspect others’ likes (see Fig. 1). This policy directly reconfigures the platform’s visibility affordance for liking without altering the act of posting, offering

a rare, platform-scale case to study how privacy of engagement changes behavior.

But why might hiding liker identities matter? First, reputational and normative pressures can deter the visible endorsement of sensitive content, leading to self-censorship (Das and Kramer 2013; DeVito, Birnholtz, and Hancock 2017). Second, visible engagement metrics amplify bandwagon dynamics and moralized responses (Chuai et al. 2024a,b). If reputational risk is a primary brake on liking, privatizing the liker’s identity should *increase* engagement with high-reputational-risk content (content that users would feel social pressure not to engage in public; e.g., partisan or lewd posts), while leaving low-reputational-risk content largely unchanged.

Beyond social dynamics, like visibility also matters for the platform’s algorithmic layer. Engagement signals such as likes, reposts, and replies are integral inputs to ranking and recommendation systems that determine which posts are surfaced to users (Tenenboim 2022; Gerlitz and Helmond 2013). Publicly visible likes historically functioned as both a *social* and an *algorithmic* feedback loop: they indicated popularity to users while signaling content quality to the platform. By privatizing liker identities, X decouples these two layers, reducing the social signaling function while leaving the algorithmic weight of likes intact. This shift could alter how engagement propagates through the feed: if users become marginally more willing to like controversial content, the ranking system may amplify it even without visible social proof. Conversely, if liking remains concentrated among a small subset of users or automated accounts, the algorithm’s exposure dynamics may stay largely unchanged (Ferrara et al. 2016; Zhu and Lerman 2016). Understanding whether this design change modifies not only users’ visible behavior to controversial content but also the algorithmic distribution of content is key to assessing its civic and informational consequences.

Present work. Here, we use X’s policy change as a quasi-experiment and ask:

- **RQ1:** Did making likes private change the number of likes received by high-reputational-risk accounts relative to low-reputational-risk accounts?
- **RQ2:** Did likes change relative to unaffected engagement types (e.g., reposts) for high-reputational-risk content?

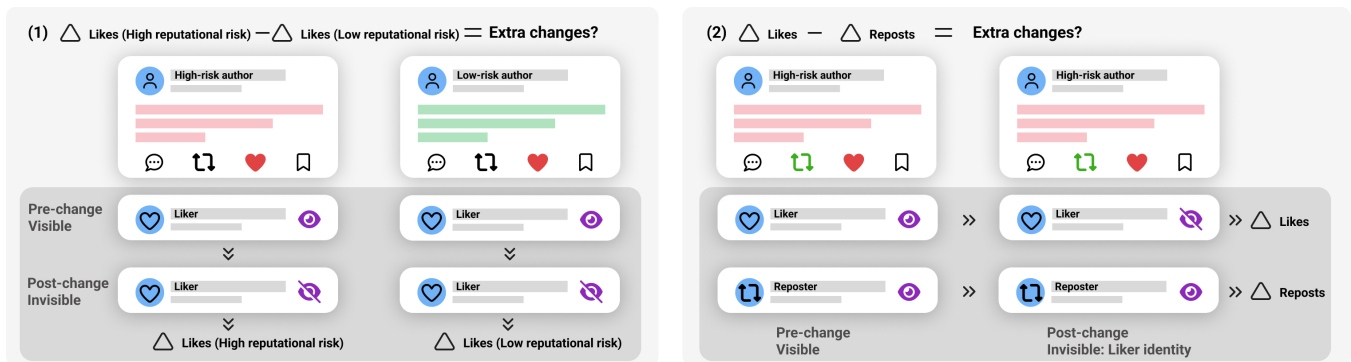


Figure 1: Research overview. \times made public likes private on June 12, 2024. After the change, the identities of likers are visible only to themselves and the post authors. To evaluate the behavioral impact of this change, we estimate (1) the additional changes in likes received by high-reputational-risk accounts after the design change, relative to the pre-change period and compared to low-reputational-risk accounts (between-group); and (2) the additional changes in likes to high-reputational-risk accounts after the design change, relative to the pre-change period and compared to reposts on the same accounts (within-group).

• **RQ3:** *Do users say they would like more when likes are private, especially for controversial topics?*

We answer RQs 1–2 with an observational analysis of 154,122 posts from 1068 accounts spanning eight weeks pre-change and four weeks post-change. We estimate effects with Difference-in-Differences (DiD) approach across two complementary designs: (i) between groups (high- vs. low-reputational-risk accounts) and (ii) within posts (likes vs. reposts), and probe pre-trends and inference robustness with HonestDiD and equivalence test. To address RQ3 and mechanism plausibility, we run a survey experiment in which participants rate their likelihood of liking posts on high-reputation-risk and low-reputation-risk topics under public vs. private visibility.

Findings. Across both DiD designs, weekly and aggregated effects are statistically indistinguishable from zero: the privacy change did not yield a detectable platform-level increase in likes to high-reputational-risk content, nor a shift in likes relative to reposts. In the survey, participants *report* modest within-person increases in willingness to like controversial content under private visibility, but group means remain similar across visibility conditions. Together, our results suggest a limited behavioral response at scale despite stated preferences, which is consistent with an intention–behavior gap and the concentration of engagement among specialized, high-usage, or automated accounts.

Contributions. Our contributions are three-fold:

1. A causal estimate of how privatizing liker identities affects engagement with high-reputational-risk content, using two DiD strategies with robustness checks.
2. A mixed-methods triangulation that contrasts platform-level behavior with user-level stated preferences to illuminate mechanisms.
3. Design implications for visibility interventions: hiding *who* liked may be insufficient to meaningfully shift sensitive engagement when other incentive and distributional forces dominate.

We discuss implications for moderation and measurements

on social media platforms: visibility changes that target reputational risk may require complementary levers (e.g., distribution, feedback timing, or audience segmentation) to move behavior in consequential ways.

Related Work

We briefly review previous work on social media affordances, content moderation, and self-censorship.

Social Media Affordances

Social media affordances refer to the perceived, actual, and imagined properties of platforms that emerge through the interplay of technological, social, and contextual factors, shaping and constraining how users engage with them (Ronzhyn, Cardenal, and Batlle Rubio 2023; Bucher, Helmond et al. 2018). These affordances are generally conceptualized along two levels: high-level affordances capturing the abstract capabilities of platforms, and low-level affordances, embedded in the material design of specific features, such as buttons, screens, and interactive elements (Bucher, Helmond et al. 2018; Treem and Leonardi 2013).

The four-item high-level taxonomy of affordances—visibility, editability, persistence, association—applies to a range of social media platforms and covers the most significant and controversial aspects of the use of social media (Ronzhyn, Cardenal, and Batlle Rubio 2023). Visibility refers to the extent to which information, behaviors, and connections are observable to others within the platform. Editability captures users’ ability to craft, revise, and refine content before or after publication, allowing for greater control over self-presentation. Persistence denotes the durability of digital traces over time, as content remains accessible and searchable long after initial creation. Finally, association describes the capacity of social media to link individuals, content, and communities through features such as tagging, following, or connecting. To better understand self-presentation on social media platforms, prior research proposed an affordance-based framework, which includes three main components related to the self (presentation flexibil-

ity, content persistence, identity persistence), other actors (content association, feedback directness), and the audience (audience transparency and visibility control) (DeVito, Birnholtz, and Hancock 2017).

The affordances of social media platforms are constrained by engagement features, i. e., low-level affordances (Bucher, Helmond et al. 2018). Likes, comments, and shares are three main engagement features across many social media platforms such as X (formerly Twitter), Facebook, and TikTok. The value affordances of these engagement features are summarized by previous research, and each feature is associated with specific trade-offs (Scharlach and Hallinan 2023). Specifically, the Like feature encourages recognition and positivity but undermines authenticity; the Comment/Reply feature fosters feedback and diversity but invites conflict; and the Sharing feature strengthens togetherness but can pressure users and threaten privacy. For instance, by rewarding specific types of posts through “likes,” users not only encourage others to produce similar content but also shape their own content exposure, as platform algorithms curate their feeds based on prior engagement patterns (Tenenboim 2022; Gerlitz and Helmond 2013).

Content Moderation and Self-Censorship

Social media platforms provide users with considerable flexibility for expression, yet they enable the creation and dissemination of controversial or harmful content, such as misinformation, hate speech, and harassment (Menczer 2016; Aïmeur, Amri, and Brassard 2023; Vosoughi, Roy, and Aral 2018; Matamoros-Fernández and Farkas 2021; Mathew et al. 2019; Maarouf, Pröllochs, and Feuerriegel 2024; Wong et al. 2021). Consequently, platforms face growing pressure to design effective moderation mechanisms that mitigate harm while safeguarding freedom of expression. Existing content moderation interventions are largely designed to act upon or reshape the affordances of social media. For instance, the use of warning labels, annotations, down-ranking, and visibility reduction directly targets the visibility affordance by limiting the exposure of problematic or misleading content (Chuai et al. 2024b,a; Martel and Rand 2023; Epstein, Pennycook, and Rand 2020; Gillespie 2022; Horta Ribeiro, Cheng, and West 2023; Zhang et al. 2025). Similarly, the editing or removal of posts and the deplatforming of user accounts are tied to the editability and persistence affordances, as they determine whether and how content can be altered, deleted, or remain accessible over time (Beadle, Warner, and Vasek 2025; Chandrasekharan et al. 2022; Horta Ribeiro et al. 2023, 2021; Jhaver et al. 2019, 2021; Mitts, Pisharody, and Shapiro 2022; Ali et al. 2021; Chandrasekharan et al. 2017; Jhaver, Bruckman, and Gilbert 2019).

Notably, from the user perspective, visibility is a consequential affordance, constituting the social dimension of online interaction. High visibility can promote exposure to a broad audience but also intensifies social evaluation, leading users to self-censor content they perceive as controversial or reputationally risky (Ronzhy, Cardenal, and Battle Rubio 2023; DeVito, Birnholtz, and Hancock 2017). *Self-censorship refers to the deliberate act of withholding*

or altering expression to avoid potential backlash or sanctions (Das and Kramer 2013). This behavior is reinforced by platform feedback systems and community-driven norms, such as post guidance (Horta Ribeiro et al. 2025), community notes that flag misleading posts (Chuai et al. 2024b,a; Zhang et al. 2025), and collective reactions of moral outrage (Chuai et al. 2025). For example, the display of community notes can increase the odds that authors delete their misleading posts by 103.4% (Chuai et al. 2024a), demonstrating how visibility-based interventions can shape user behavior.

Users’ perceptions of being observed also influence their willingness to disclose personal/sensitive information. Heightened surveillance awareness amplifies privacy concerns and reduces the perceived value of sharing, prompting protective behaviors such as self-censorship (Kim and Zo 2025; Saha et al. 2024). Additionally, the perceived platform audience composition plays a crucial role in disclosure decisions involving sensitive content (Birnholtz et al. 2020). On X, users strategically navigate visibility boundaries by toggling between public and protected account settings to manage audience exposure and personal disclosure (Keküllüoglu, Vaniea, and Magdy 2022; Keküllüoglu et al. 2023).

From the audience or observer perspective, anonymous sharing is a popular choice, especially for controversial content, suggesting that users rely on anonymity to mitigate reputational risks (Zhang and Kizilcec 2014). Social media anonymity can also enhance moral courage, as it reduces the perceived risk of adverse consequences for taking moral actions (Pan, Hou, and Wang 2023). Beyond anonymity, the visibility of engagement metrics significantly influences how users interact with content. For example, the public visibility of likes makes this form of engagement more susceptible to normative social influence than less visible behaviors, such as clicking or viewing (Huang and Lin 2025; Lee, Hansen, and Lee 2016). Users also strategically manage their public personas through visible engagement cues, for instance, withholding likes on politically sensitive content to avoid potential reputational consequences (Marder et al. 2016).

Research gap. On X, recent platform change—specifically, the shift from public to private likes—represents a significant reconfiguration of the visibility affordance (The Washington Post 2024; Sleeper et al. 2013): users can see posts they have liked (but others cannot); like count and other metrics for users’ own posts will still show up under notifications; users no longer see who liked someone else’s post; and post authors can see who liked their posts. This design alteration has the potential to reshape patterns of engagement by reducing the normative and reputational pressures associated with visible liking behavior to the controversial content. Examining how user interactions change following this policy shift is therefore crucial for understanding how visibility mediates expression and self-censorship in contemporary social media environments, which presents the aim of this study.

Study 1: Observational Analysis

We conduct an empirical analysis to examine whether making liker identities private on X produces measurable shifts

in the number of likes to high-reputational-risk accounts that are more likely to trigger users’ self-censorship than low-reputational-risk accounts.

Methods

Data collection

✂ made “likes” private on June 12, 2024. In Study 1, we collect posts from identified accounts between eight weeks before (−8 weeks) and four weeks after the date (+4).

Selecting ✂ accounts. We consider ✂ accounts belonging to categories that may or may not be affected by changes in self-censoring behavior following ✂’s feature change, and classify them into *high-reputational-risk* and *low-reputational-risk* groups (Zhang and Kizilcec 2014; Elmimouni et al. 2025). This distinction is not intended to judge the nature of the content itself, but rather to capture that users may hesitate to publicly engage with certain accounts due to perceived social or reputational pressures (e.g., interactions with politically sensitive accounts). We consider the following *high-reputational-risk* accounts:

- *SPLC extremist accounts (N=44)*. Accounts belonging to individuals the Southern Poverty Law Center (SPLC) listed as extremists (SPLC 2025). The list includes 144 extremists. We manually search for their accounts on X and successfully find 44 active ones throughout the observation period.
- *Politicians (N=632)*. We obtain a dataset of politicians’ ✂ handles from Wikidata (Wikidata 2025). Specifically, we consider former U.S. Presidents as well as members of the 118th U.S. Congress (both Senate and House of Representatives). We supplement the political ideology scores for the politicians (Lewis et al. 2025).
- *Political influencers on ✂ (N=69)*. AllSides ✂ Influencer Bias Chart (Version 1.1, see Fig. S1) includes bias ratings for the most influential content creators on ✂ (AllSides 2025). Based on this chart, we collect their linked account handles on ✂.
- *OnlyFans accounts (N=229)*. We consider accounts associated with sex workers on OnlyFans. The official OnlyFans handle regularly promotes its member accounts. Given this, we first collect all the posts created by the OnlyFans official account during 2023 and extract the member accounts mentioned in the posts.

In addition, we consider the following *low-reputational-risk* accounts:

- *Tech influencers (N=71)*. We select tech influencers with active ✂ accounts based on a 2025 list of top tech influencers (FeedSpot 2025).
- *Gamers (N=100)/Singers(N=100)/Actors (N=100)*. We again query Wikidata to search for gamers, singers, and actors. Subsequently, we select the top 100 professionals with the highest number of followers on X for each of the three categories.

Collecting posts from the selected accounts. We use the ✂ Pro API’s full-archive search endpoint to collect posts created by the selected accounts between eight weeks before and four weeks after likes were made private. As a result, we successfully collect 154,122 posts across 1068 accounts

Table 1: Overview of accounts, posts, and their associated engagement of likes and reposts.

	(1) #Accounts	(2) #Posts	(3) #Likes	(4) #Reposts
High-reputational-risk				
Extremist	31	8,521	20,314,179	4,591,615
OnlyFans	144	34,926	16,430,401	1,636,402
Political influencer	66	30,444	187,296,366	33,332,385
Politician	566	66,417	44,854,643	9,963,139
Low-reputational-risk				
Actor	53	1,399	9,909,943	1,166,771
Gamer	72	2,749	7,426,351	245,959
Singer	69	2,246	35,759,453	5,179,803
Tech influencer	67	7,420	4,258,423	225,137
Total	1,068	154,122	326,249,759	56,341,211

(see details in Table 1).

Difference-in-Differences estimation

We employ *Difference-in-Differences (DiD)* to estimate the effect of private likes on users’ liking behavior toward posts from high-reputational-risk accounts. We combine two complementary perspectives:

- **Between-group comparison.** We compare liking patterns between *high-reputational-risk* and *low-reputational-risk* accounts to test whether the visibility change disproportionately affected engagement with socially sensitive posts. We assume that the policy’s impact should be larger for high-reputational-risk accounts, those for which public engagement carries greater reputational risks, making them our treatment group. Low-reputational-risk accounts, for which engagement is less socially costly, serve as the control group. We then estimate the differential change in the number of likes these two groups received before and after the policy shift (see Fig. 1).
- **Within-group comparison across engagement types.** We further compare liking behavior with other forms of engagement that were not directly affected by the policy change. Likes are strongly correlated with reposts ($r = 0.853$, $p < 0.001$; 95% CI: [0.852, 0.854]). Restricting our analysis to high-reputational-risk accounts, we thus examine whether likes increased relative to reposts after the policy shift, isolating the effects specific to private visibility from broader engagement dynamics (see Fig. 1).

The *parallel trends* is a key assumption for DiD identification: in the absence of the policy intervention, the difference between the treatment and control outcomes would have evolved similarly over time. In our first specification, this implies that the gap in likes between high- and low-reputational-risk accounts would have remained stable absent the visibility change; in the second, that likes and reposts would have evolved in parallel for high-reputational-risk accounts. Together, these complementary designs allow us to attribute observed shifts in liking behavior to the introduction of private like visibility rather than to general engagement trends on the platform.

We employ a DiD approach with both weekly leads-and-lags and aggregated pre-post specifications. The leads-and-

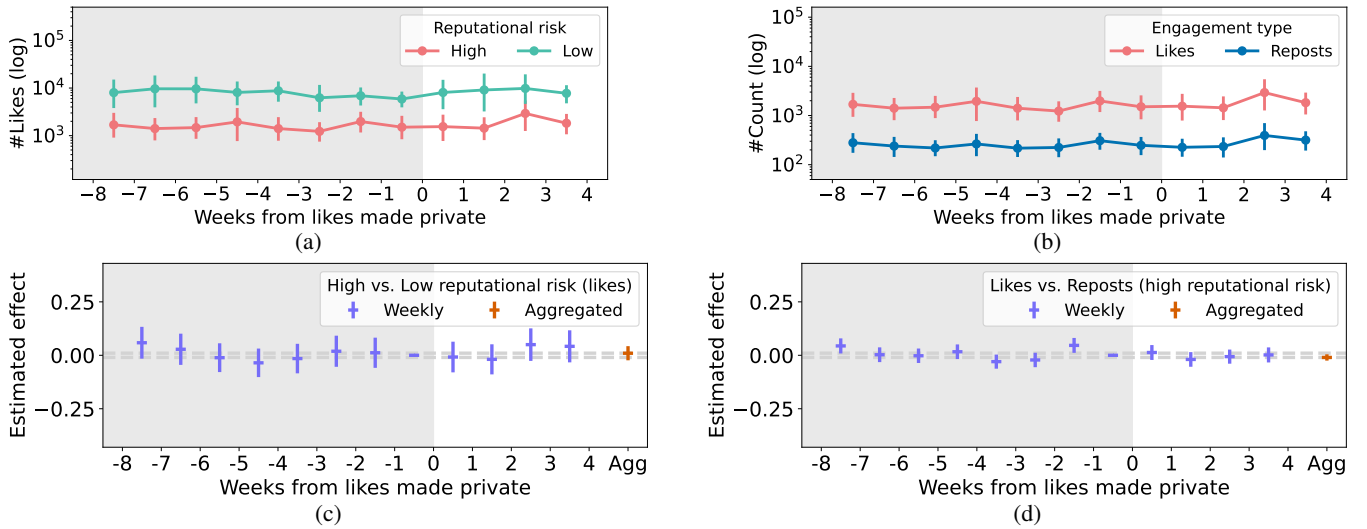


Figure 2: Analysis of weekly effects of making likes private on the number of likes. (a) The weekly averages of likes received by high-reputational-risk and low-reputational-risk posts. (b) The weekly averages of likes and reposts for high-reputational-risk posts. (c) The estimated weekly (and aggregated) effects of private visibility on likes to high-reputational-risk posts relative to low-reputational-risk posts. (d) The estimated weekly (and aggregated) effects of private like visibility on the number of likes for high-reputational-risk posts relative to the number of reposts. The error bars represent 95% CIs. The grey dash lines in (c) and (d) represent equivalence bounds.

lags model estimates the weekly dynamics of engagement before and after the policy change, allowing us to assess the parallel trends assumption and track the temporal evolution of treatment effects. The aggregated pre-post model captures the overall effect of making likes private on $\%$. High-reputational-risk posts or likes serve as the treatment group, with low-reputational-risk posts or reposts acting as controls. Additionally, post-specific and week-specific fixed effects are included in both models to account for unobserved heterogeneity across posts and time. Given that likes and reposts are count variables, we estimate our models using negative binomial regression. To interpret the results, we exponentiate the DiD estimates to obtain the relative change in likes attributable to the policy change. Further model details, including the full leads-and-lags and aggregated specifications, are in Suppl. DiD Specification.

Empirical Results

We start at examining the weekly averages of likes on high-reputational-risk posts relative to (i) the weekly averages of likes on low-reputational-risk posts (Fig. 2a) and (ii) the weekly averages of reposts on high-reputational-risk posts (Fig. 2b). The observation window spans from -8 weeks before to $+4$ weeks after the policy change. Across both comparison, we observe that weekly engagement levels remain relatively stable following the shift to private like visibility, with no clear divergence between high-reputational-risk vs. low-reputational-risk groups or likes vs. reposts. These descriptive patterns provide an initial indication that making likes private did not trigger a large-scale shift in how users engage with high-reputational-risk content.

Weekly and aggregated DiD estimates. Fig. 2c reports the estimated weekly and aggregated effects of private visibility

on the number of likes received by high-reputational-risk posts relative to low-reputational-risk posts. We find that all weekly effect estimates are close to zero (each $p > 0.5$), indicating no statistically significant change in likes to high-reputational-risk content following the policy change. The aggregated DiD estimate ($effect = 0.010$, $p = 0.564$; 95% CI: $[-0.023, 0.043]$) likewise shows a statistically non-significant effect and an effect size close to zero, implying that the overall effect of making likes private is negligible in both statistical and practical terms.

Similarly, we estimate the weekly and aggregated effects of private visibility on the number of likes relative to reposts for high-reputational-risk posts (Fig. 2d). We find that the weekly effect estimates are not significantly different from zero, although we observe minor pre-trends exist in week -8 ($effect = 0.044$, $p = 0.013$; 95% CI: $[0.009, 0.080]$) and week -2 ($effect = 0.046$, $p = 0.008$; 95% CI: $[0.012, 0.082]$). The aggregated effect estimate ($effect = -0.010$, $p = 0.180$; 95% CI: $[-0.025, 0.005]$) is likewise small and not statistically significant, consistent with the null results in the comparison of likes between high-reputational-risk and low-reputational-risk posts.

Equivalence test and HonestDiD estimates. To assess the robustness of our weekly DiD estimates, we (i) conduct an equivalence test to determine whether the non-statistically significant effects can be dismissed as practically null, and (ii) account for potential violations of the parallel trends assumption by applying the HonestDiD framework to obtain robust confidence intervals for the original estimates (Chuai et al. 2025; Robertson et al. 2023). For the equivalence test, we set an effect-size bound interval of $[-0.01, 0.01]$, which reflects the smallest change in weekly liking behavior that we consider meaningful in this context. All weekly estimates

fall within the bound interval (each $p > 0.05$; see Fig. 2c), implying a true null effect.

Additionally, HonestDiD provides a framework for robust inference in DiD settings where the strict parallel trends assumption may not fully hold (Chuai et al. 2024a; Rambachan and Roth 2019). Rather than invalidating results when minor pre-trends are detected, HonestDiD allows for small deviations between treatment and control groups and adjusts the inference accordingly. Specifically, we implement the Conditional Least Favorable Hybrid (C-LF) method, assuming that any deviations from parallel trends in the post-treatment weeks do not exceed \bar{M} times the largest deviation observed in the pre-treatment weeks. The results indicate that the robust estimates remain statistically indistinguishable from zero, reinforcing our finding that the private visibility did not significantly affect users’ liking behavior toward high-reputational-risk content (see Fig. S2 in Suppl. HonestDiD Estimation for details).

Aggregated effects across account categories and engagement types. We conduct sensitivity analysis to examine how the aggregated effects of private visibility on the number of likes vary across account categories and engagement types (see Fig. 3). When comparing likes to high-reputational-risk posts vs. low-reputational-risk posts, we find that the estimated aggregated effects are significantly positive for SPLC extremists ($effect = 0.063$, $p = 0.018$; 95% CI: [0.011, 0.118]), left-leaning political influencers ($effect = 0.125$, $p < 0.001$; 95% CI: [0.061, 0.194]), and actors ($effect = 0.125$, $p = 0.019$; 95% CI: [0.019, 0.243]), while other aggregated DiD estimates are not statistically significant (each $p > 0.05$). However, importantly, when comparing likes with reposts for the same high-reputational-risk posts, the estimated aggregated effects are consistently statistically indistinguishable from zero (each $p > 0.05$). This suggests that the observed moderate effects in the high-reputational-risk vs. low-reputational-risk comparison for likes do not reflect a genuine response to the private visibility of likes, but instead stem from broader category-level differences unrelated to the policy change.

Study 2: User Study

To validate our findings observed in Study 1, we further conduct a user study to investigate whether the awareness of private visibility policy influences participants’ liking behavior.

Experiment Setup

We design a within-subject survey experiment in which each participant was shown with topics that varied in *reputational risk*—that is, the potential reputational cost of publicly engaging with them. For each post, participants rated how likely they would be to “like” it under two conditions: (i) when likes were *publicly visible* and (ii) when likes were *private* (visible only to the author and the liker). This design allows us to compare self-reported willingness to engage across visibility settings and exposure levels within the same individuals.

The set of topics is selected to capture both high- and low-reputational-risk contexts. Controversial, high-reputational-

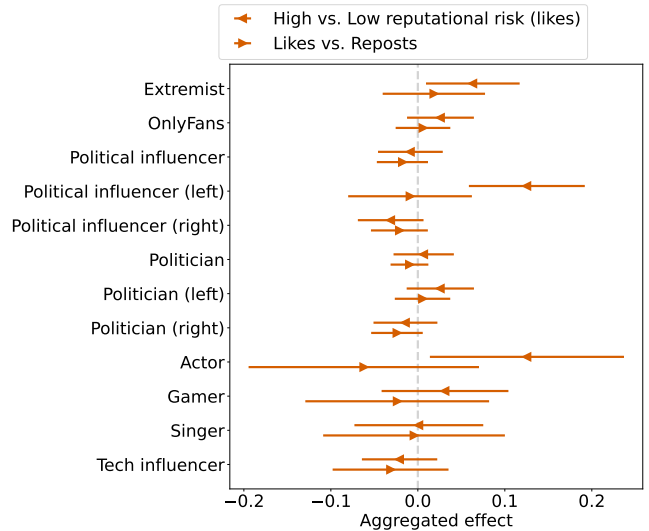


Figure 3: The estimated aggregated effects across account categories in Study 1. The error bars represent 95% CIs.

risk topics include *Abortion*, the *Black Lives Matter (BLM) movement*, *Immigration and border security*, *Transgender rights*, and *Gun control*. Additionally, non-controversial, low-reputational-risk topics include *Art*, *Charities working to end hunger*, and *Pop culture*.

We recruit $N = 203$ participants through the Prolific platform, restricting the sample to U.S.-based users who reported being active \times /Twitter users. To approximate the demographic composition of the U.S. \times user base, we employ a stratified sampling procedure based on *age*, *household income*, and *sex*, using population estimates reported in the 2025 Pew Research Center survey on social media use (Pew Research Center 2024). While exact stratification is not possible due to platform-level constraints, we subsequently apply iterative proportional fitting (raking) to reweight the sample to match Pew’s demographic margins (see Suppl. Reweighting for details).

All procedures were reviewed and approved by the authors’ institutional ethics board.

Experimental Results

Fig. 4 illustrates how participants first became aware of the private visibility policy on the liking behavior. We find that approximately half of participants ($mean = 0.434$; 95% CI: [0.356, 0.518]) reported learning about the change through news coverage or posts on \times , while a comparable portion ($mean = 0.465$; 95% CI: [0.383, 0.546]) indicated that they first became aware of the policy change through our survey. This finding suggests that although the policy change received moderate public attention when the visibility became private, a substantial portion of users may not have been immediately informed or conscious of the modification in the visibility of their likes. In the following analysis, we analyze participants’ self-rated likelihood of liking posts on both high-reputational-risk and low-reputational-risk topics. Additionally, we investigate whether participants who were previously aware of the policy change through news/posts

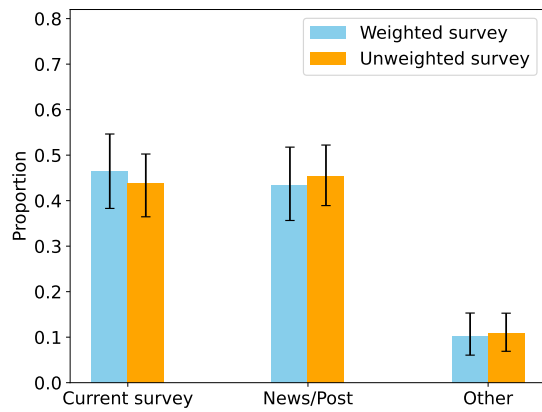


Figure 4: Reported channels through which participants first became aware of X's change to private like visibility. Error bars represent 95% CIs.

(i.e., media-informed participants) and those who learned about it through other channels, e. g., our survey, behave differently to compare the long-term and short-term effects of the private visibility.

The likelihood of liking posts. The average participants' self-rated likelihood of liking posts (i.e., group means) across high-reputational-risk and low-reputational-risk topics under public and private visibility conditions are presented in Fig. 5a. For all high-reputational-risk topics, we find that the average self-rated willingness to like related posts is slightly higher under private visibility than under public visibility. For instance, willingness increases (i) from 35.481 ($p < 0.001$; 95% CI: [30.602, 40.360]) to 40.260 ($p < 0.001$; 95% CI: [35.208, 45.313]) for posts related to abortion; (ii) from 34.382 ($p < 0.001$; 95% CI: [29.253, 39.510]) to 37.663 ($p < 0.001$; 95% CI: [32.513, 42.813]) for posts related to BLM movement; (iii) from 38.567 ($p < 0.001$; 95% CI: [33.772, 43.361]) to 43.699 ($p < 0.001$; 95% CI: [38.924, 48.474]) for posts related to immigration & border security; (iv) from 46.971 ($p < 0.001$; 95% CI: [42.061, 51.881]) to 51.275 ($p < 0.001$; 95% CI: [46.290, 56.261]) for posts related to corruption in the government; (v) from 29.473 ($p < 0.001$; 95% CI: [24.526, 34.420]) to 45.491 ($p < 0.001$; 95% CI: [40.569, 50.412]) for posts related to transgender rights; and (vi) from 41.942 ($p < 0.001$; 95% CI: [36.918, 46.966]) to 45.491 ($p < 0.001$; 95% CI: [40.569, 50.412]) for posts related to gun control. However, the confidence intervals for the two conditions significantly overlap across these topics, indicating that making liker identities anonymous does not substantially alter participants' self-reported willingness to engage with controversial content.

For low-reputational-risk topics, we observe an even larger overlap between the public and private conditions than for high-reputational-risk topics, suggesting that making likes private has minimal impact on engagement with non-controversial content. For example, the mean likelihood of liking posts related to art is 57.572 ($p < 0.001$; 95% CI: [53.080, 62.064]) in the public mode and 58.738 ($p < 0.001$; 95% CI: [54.215, 63.261]) in the private mode. For charities

working to end hunger, the means are 54.471 ($p < 0.001$; 95% CI: [49.566, 59.375]) in the public mode and 54.081 ($p < 0.001$; 95% CI: [49.161, 59.000]) in the private mode. Additionally, for pop culture, we observe a pattern similar to that we see in high-reputational-risk topics: participants' self-rated willingness slightly increases from 49.586 ($p < 0.001$; 95% CI: [45.031, 54.141]) to 53.248 ($p < 0.001$; 95% CI: [48.679, 57.818]), while this increase remains limited and does not indicate a substantial effect of private likes.

Notably, we find that the average participants' self-rated likelihood of liking posts across all topics center around 50 out of 100, suggesting a generally moderate inclination to engage with content through likes. Meanwhile, as shown in Fig. 5a, the likelihood of liking posts related to high-reputational-risk topics remains consistently lower than that for low-reputational-risk topics, regardless of the visibility condition.

The within-subject change in likelihood of liking posts.

At the group level, we find no evidence that private visibility significantly alters participants' self-reported willingness to engage with high-reputational-risk content. To capture more nuanced behavioral variation, we further examine the within-subject changes in participants' self-rated likelihood of liking posts between the public and private visibility conditions. This analysis allows us to assess whether individual participants, rather than aggregate group averages, exhibit shifts in engagement tendencies following the visibility change.

Specifically, we examine the within-subject changes by calculating the paired differences in each participant's likelihood of liking posts in the private condition relative to the public condition across high- and low-reputational-risk topics. As shown in Fig. 5b, we find that, for high-reputational-risk topics, the within-subject changes in participants' self-rated likelihood of liking posts consistently show small but statistically significant increases from public condition to private condition across abortion ($mean = 4.780$, $p = 0.003$; 95% CI: [1.609, 7.950]), BLM movement ($mean = 3.281$, $p = 0.004$; 95% CI: [1.034, 5.529]), immigration & border security ($mean = 5.133$, $p < 0.001$; 95% CI: [2.762, 7.503]), corruption in the government ($mean = 4.304$, $p = 0.002$; 95% CI: [1.533, 7.076]), transgender rights ($mean = 3.860$, $p < 0.001$; 95% CI: [1.830, 5.889]), and gun control ($mean = 3.549$, $p = 0.008$; 95% CI: [0.926, 6.172]). Across low-reputational-risk topics, the within-subject changes for art ($mean = 1.166$, $p = 0.350$; 95% CI: [-1.289, 3.622]) and for charities working to end hunger ($mean = -0.390$, $p = 0.749$; 95% CI: [-2.790, 2.010]) are not statistically significant. However, for pop culture, the within-subject change is significantly positive ($mean = 3.663$, $p = 0.005$; 95% CI: [1.138, 6.187]). This suggests, for all participants, the within-subject changes are generally negligible across low-reputational-risk topics, with the exception of pop culture, which may also trigger mild self-censorship.

Additionally, we conduct a subset analysis for media-informed participants who learned about the policy change through news coverage or posts on X. Given that the publication of news items or posts related to policy are time-

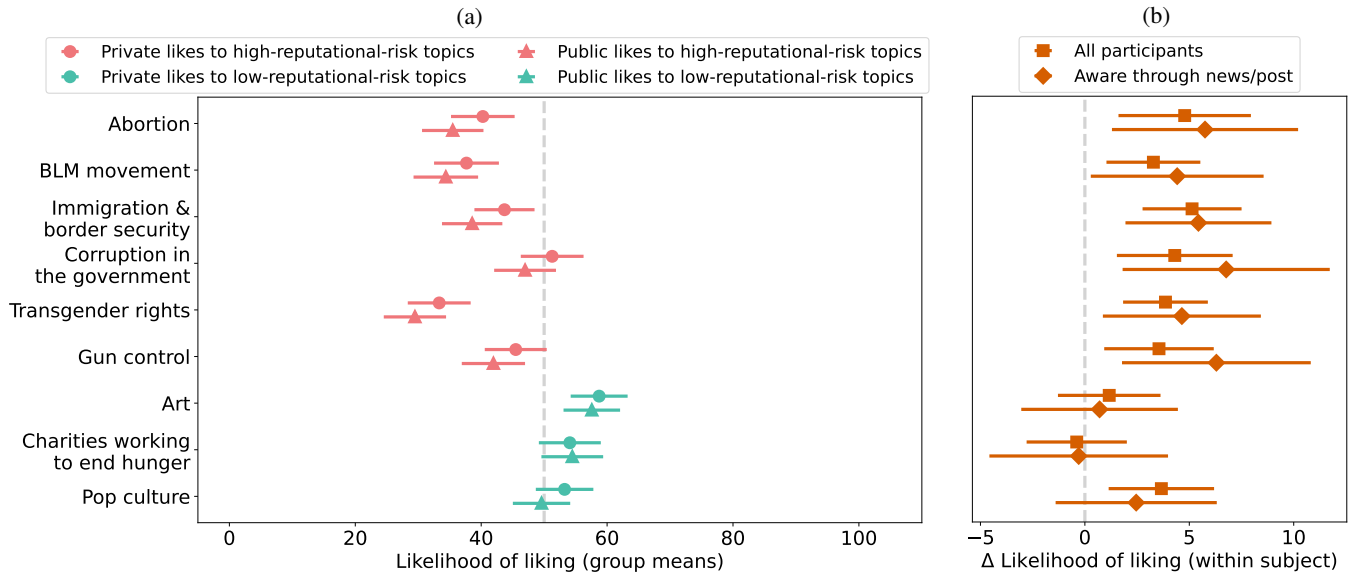


Figure 5: Participants’ self-rated likelihood of liking posts on high-reputational-risk and low-reputational-risk topics if their likes were public or private ($N = 203$). (a) Mean likelihood of liking (0–100 scale) for each topic when likes were public or private (group means). (b) Mean within-subject change (Δ) in likelihood of liking between private and public conditions, plotted for all participants and for the subset who were aware of the platform’s policy change through news or posts. Positive values indicate greater liking when likes were private. The error bars represent 95% CIs.

sensitive, these media-informed participants were likely active online and aware of the visibility change shortly after its implementation. Consequently, focusing on media-informed participants can help us examine a relatively long-term effect compared to those who only learned about the policy change during the survey. Fig. 5b shows that the within-subject changes among media-informed participants are significantly positive and consistent with those observed across all participants for high-reputational-risk topics: abortion ($mean = 5.753$, $p = 0.012$; 95% CI: [1.296, 10.210]), BLM movement ($mean = 4.420$, $p = 0.037$; 95% CI: [0.283, 8.558]), immigration & border security ($mean = 5.438$, $p = 0.003$; 95% CI: [1.943, 8.933]), corruption in the government ($mean = 6.766$, $p = 0.008$; 95% CI: [1.807, 11.726]), transgender rights ($mean = 4.645$, $p = 0.017$; 95% CI: [0.862, 8.427]), and gun control ($mean = 6.297$, $p = 0.007$; 95% CI: [1.778, 10.816]). On the contrary, the within-subject changes among media-informed participants are statistically not significant across low-reputational-risk topics: art ($mean = 0.704$, $p = 0.710$; 95% CI: [-3.046, 4.454]), charities working to end hunger ($mean = -0.295$, $p = 0.891$; 95% CI: [-4.572, 3.982]), and pop culture ($mean = 2.457$, $p = 0.209$; 95% CI: [-1.401, 6.316]).

In summary, the within-subject changes consistently show that the participants’ self-rated likelihood of liking posts significantly increases from the public to the private condition across all high-reputational-risk topics, while the within-subject changes are not statistically significant across non-controversial topics, particularly among media-informed participants. These findings suggest that making likes private indeed increases participants’ willingness to engage

with high-reputational-risk posts. However, these within-subject increases are not substantial enough to result in a meaningful change in the overall likelihood of liking posts, thereby not observable at the group level.

Discussion

Social media platforms provide important venues for users to interact with others and manage their own personas. Yet, these behaviors are shaped and constrained by the design and visibility of engagement features on the platforms (Bucher, Helmond et al. 2018; Marder et al. 2016). Recently, X implemented a major design change on its engagement feature, making previously public likes private, which means that likers are only visible to post authors and themselves. This change raises an important question: *Does the private visibility encourage users to like sensitive or high-reputational-risk content more often than the public visibility?* Here, we conduct a comprehensive analysis from both the platform side and the user side. We find that the private visibility did not imply a substantial change in the number of likes for high-reputational-risk posts on X. While we observe that users’ self-reported willingness in liking controversial posts increased under the private condition, this increase did not result in a meaningful effect in behavior change.

Given that our analysis considers changes in the number of likes on high-reputational-risk posts within the four weeks following the implementation of private visibility, it is possible that some users were not yet aware of this change during this period. To address this concern, we assume that relevant posts and news coverage were published shortly af-

ter the visibility update and examine the patterns of participants who learned about the change through these sources, i.e., media-informed participants. Our findings show that media-informed participants exhibited similar changes in willingness to like posts as other participants. Therefore, the lack of substantial changes in the number of likes to high-reputational-risk posts at the platform level is unlikely to be solely due to users' unawareness of the visibility update. Moreover, the consistent patterns between media-informed participants and participants who were aware of the visibility change through our survey suggest that the willingness changes are stable rather than an immediate reaction to awareness.

Intention-behavior gap. The divergence between users' self-reported willingness and observed behavior suggests an *intention-behavior gap* in digital contexts. Previous research has shown that users are more willing to share controversial content under anonymous or private conditions (Zhang and Kizilcec 2014), and that liking intentions have positive impacts on liking behavior (Chin, Lu, and Wu 2015; Levordashka, Utz, and Ambros 2016). However, changing intentions does not guarantee behavior change, and there is a large intention-behavior gap: a medium-to-large-sized change in intentions lead to only a small-to-medium-sized change in behavior (Webb and Sheeran 2006; Rhodes and Dickau 2012). Further evidence suggests that intentions get translated into action approximately one-half of the time (Sheeran and Webb 2016). Consistent to this intention-behavior gap, the modest increase in willingness to like posts under private visibility on X does not translate into substantial changes in actual engagement. Similar patterns have been observed in prior studies of platform design changes. For instance, in a case study of Twitter's character limit, Gligoric et al. (2022) found that although post-intervention "crammed" tweets were longer, their syntactic and semantic characteristics remained largely unchanged, reflecting only superficial adjustments rather than meaningful behavioral shifts. Likewise, X temporarily suspended the retweet function and prompted users to use the quote tweet function during 2020 U.S. presidential election. However, the suspension of the retweet did not encourage users to post more quotation tweets or longer comments (Zhang et al. 2024).

The concentration of engagement among heavy or automated accounts. We note that engagement is concentrated on social media platforms—a small fraction of highly active users and/or automated agent accounts for a large share of engagement (Ferrara et al. 2016; Zhu and Lerman 2016; Grinberg et al. 2019; Baribi-Bartov, Swire-Thompson, and Grinberg 2024; Shao et al. 2018). This concentration can obscure individual-level behavioral trends, making subtle changes in engagement among ordinary users difficult to detect. In addition, engagement patterns are not only unequal but also strategically distributed. Users could maintain multiple or pseudonymous accounts that serve different social purposes, for instance, separating public-facing profiles from private or anonymous accounts (Zhang and Kizilcec 2014; Sharma et al. 2021). Users may use their secondary

accounts to engage with content they perceive as controversial or reputationally risky, thereby decoupling their expressive behavior from their main identity. This behavioral adaptation can reduce the impact of visibility interventions.

Practical implications. Our findings suggest that visibility interventions aimed solely at reducing reputational risk may be insufficient to meaningfully shift platform-wide behavior. Instead, such changes may need to be paired with complementary design levers—such as algorithmic adjustments to content exposure, temporal interventions in feedback timing, and audience segmentation tools—to influence engagement in more consequential ways. By *algorithmic adjustments*, platforms can decouple private engagements from recommendation logic, reducing the fear of algorithmic surveillance. Similarly, to further reduce users' fear of surveillance, platforms could use *temporal interventions* to alter when users receive engagement feedback, such as delaying or batching notifications about likes. By loosening the immediacy of feedback, these interventions weaken the sense that one's actions are being instantly observed and evaluated, thereby reducing the real-time reputational pressures associated with engaging with controversial content. Finally, using *audience segmentation tools*, platforms could allow users to control which followers or sub-audiences can see their interactions, enabling more context-specific engagement without fully public exposure.

Limitations and future research. As with all research, ours is not free of limitations and offers opportunities for future research. First, we focus on aggregate engagement metrics (likes and reposts) and do not directly observe the individual-level interactions, which may limit understanding of nuanced behavioral responses. Future work with access to such data could examine how users perceive and respond to hidden liker identities, and how their behavior unfolds over time. Second, engagement on X is highly concentrated among a small fraction of highly active or automated accounts, which may obscure subtle effects among ordinary users and limit the detectable power of platform-level analyses. Future work could attempt to distinguish ordinary users from heavy users and bots to assess how making likes private affects different segments of the user base. Third, our survey experiment relies on self-reported willingness to like posts, which may be subject to social desirability or hypothetical bias, and may not perfectly map onto actual behavior. Follow-up research could combine surveys with field interventions to more directly characterize the gap between what users say they would do under public vs. private like visibility and how they actually behave. Finally, our study focuses on a single platform (X) and specific content types (e.g., high-reputational-risk and controversial posts). More research is needed to test the generalizability of our findings across other platforms, culture contexts, and engagement features.

References

Aïmeur, E.; Amri, S.; and Brassard, G. 2023. Fake news, disinformation and misinformation in social media: A review.

Social Network Analysis and Mining, 13(1): 30.

Ali, S.; Saeed, M. H.; Aldreabi, E.; Blackburn, J.; De Cristofaro, E.; Zannettou, S.; and Stringhini, G. 2021. Understanding the effect of deplatforming on social networks. In *Web-Sci*.

AllSides. 2025. X influencer bias chart & ratings. <https://www.allides.com/media-bias/x-bias-chart>. [Accessed: 26-05-2025].

Baribi-Bartov, S.; Swire-Thompson, B.; and Grinberg, N. 2024. Supersharers of fake news on Twitter. *Science*, 384(6699): 979–982.

Beadle, K.; Warner, M.; and Vasek, M. 2025. "Edit: I'm sorry for being offensive, this is getting downvoted and I feel terrible": Implicit social norms as governance in identity-based communities. In *CSCW*.

Birnholtz, J.; Kraus, A.; Zheng, W.; Moskowitz, D. A.; Macapagal, K.; and Gergle, D. 2020. Sensitive sharing on social media: Exploring willingness to disclose PrEP usage among adolescent males who have sex with males. *Social Media + Society*, 6(3): 2056305120955176.

Bucher, T.; Helmond, A.; et al. 2018. The affordances of social media platforms. *The SAGE Handbook of Social Media*, 1(1): 233–253.

Chandrasekharan, E.; Jhaver, S.; Bruckman, A.; and Gilbert, E. 2022. Quarantined! Examining the effects of a community-wide moderation intervention on Reddit. *ACM Transactions on Computer-Human Interaction*, 29(4): 1–26.

Chandrasekharan, E.; Pavalanathan, U.; Srinivasan, A.; Glynn, A.; Eisenstein, J.; and Gilbert, E. 2017. You can't stay here: The efficacy of Reddit's 2015 ban examined through hate speech. In *CSCW*.

Chin, C.-Y.; Lu, H.-P.; and Wu, C.-M. 2015. Facebook users' motivation for clicking the "like" button. *Social Behavior and Personality: An international journal*, 43(4): 579–592.

Chuai, Y.; Pilarski, M.; Renault, T.; Restrepo-Amariles, D.; Troussel-Clément, A.; Lenzini, G.; and Pröllochs, N. 2024a. Community-based fact-checking reduces the spread of misleading posts on social media. *ArXiv*.

Chuai, Y.; Sergeeva, A.; Lenzini, G.; and Pröllochs, N. 2025. Community fact-checks trigger moral outrage in replies to misleading posts on social media. In *CHI*.

Chuai, Y.; Tian, H.; Pröllochs, N.; and Lenzini, G. 2024b. Did the roll-out of Community Notes reduce engagement with misinformation on X/Twitter? In *CSCW*.

Das, S.; and Kramer, A. 2013. Self-censorship on Facebook. In *ICWSM*.

DeVito, M. A.; Birnholtz, J.; and Hancock, J. T. 2017. Platforms, people, and perception: Using affordances to understand self-presentation on social media. In *CSCW*.

Elmimouni, H.; Rüller, S.; Aal, K.; Skop, Y.; Abokhodair, N.; Wulf, V.; and Tolmie, P. 2025. Exploring algorithmic resistance: Responses to social media censorship in activism. In *CSCW*.

Epstein, Z.; Pennycook, G.; and Rand, D. 2020. Will the crowd game the algorithm? Using layperson judgments to combat misinformation on social media by downranking distrusted sources. In *CHI*.

FeedSpot. 2025. Top 100 tech influencers in 2025. https://influencers.feedspot.com/tech_instagram_influencers/. [Accessed: 26-05-2025].

Ferrara, E.; Varol, O.; Davis, C.; Menczer, F.; and Flammini, A. 2016. The rise of social bots. *Communications of the ACM*, 59(7): 96–104.

Gerlitz, C.; and Helmond, A. 2013. The like economy: Social buttons and the data-intensive web. *New Media & Society*, 15(8): 1348–1365.

Gillespie, T. 2022. Do not recommend? Reduction as a form of content moderation. *Social Media + Society*, 8(3): 20563051221117552.

Gligoric, K.; Czeszochowska, J.; Anderson, A.; and West, R. 2022. Anticipated versus actual effects of platform design change: A case study of Twitter's character limit. In *CSCW*.

Grinberg, N.; Joseph, K.; Friedland, L.; Swire-Thompson, B.; and Lazer, D. 2019. Fake news on Twitter during the 2016 US presidential election. *Science*, 363(6425): 374–378.

Horta Ribeiro, M.; Cheng, J.; and West, R. 2023. Automated content moderation increases adherence to community guidelines. In *WWW*.

Horta Ribeiro, M.; Hosseinmardi, H.; West, R.; and Watts, D. J. 2023. Deplatforming did not decrease Parler users' activity on fringe social media. *PNAS Nexus*, 2(3): pgad035.

Horta Ribeiro, M.; Jhaver, S.; Zannettou, S.; Blackburn, J.; Stringhini, G.; De Cristofaro, E.; and West, R. 2021. Do platform migrations compromise content moderation? Evidence from r/the_donald and r/incels. In *CSCW*.

Horta Ribeiro, M.; West, R.; Lewis, R.; and Kairam, S. 2025. Post guidance for online communities. In *CSCW*.

Huang, S.; and Lin, S. 2025. Do more likes lead to more clicks? Evidence from a field experiment on social advertising. *Journal of Marketing*, 89(5): 88–110.

Jhaver, S.; Appling, D. S.; Gilbert, E.; and Bruckman, A. 2019. "Did you suspect the post would be removed?" Understanding user reactions to content removals on Reddit. In *CSCW*.

Jhaver, S.; Boylston, C.; Yang, D.; and Bruckman, A. 2021. Evaluating the effectiveness of deplatforming as a moderation strategy on Twitter. In *CSCW*.

Jhaver, S.; Bruckman, A.; and Gilbert, E. 2019. Does transparency in moderation really matter? User behavior after content removal explanations on reddit. In *CSCW*.

Kekulluoglu, D.; Vaniea, K.; and Magdy, W. 2022. Understanding privacy switching behaviour on Twitter. In *CHI*.

Keküllüoglu, D.; Vaniea, K.; Wolters, M. K.; and Magdy, W. 2023. Twitter has a binary privacy setting, are users aware of how it works? In *CSCW*.

Kim, J.; and Zo, H. 2025. Am I watching or being watched? Exploring the selective disclosure paradox in

- users' self-censorship to dataveillance awareness in video recommender systems. *Telematics and Informatics*, 98: 102253.
- Lee, S.-Y.; Hansen, S. S.; and Lee, J. K. 2016. What makes us click "like" on Facebook? Examining psychological, technological, and motivational factors on virtual endorsement. *Computer Communications*, 73: 332–341.
- Levordashka, A.; Utz, S.; and Ambros, R. 2016. What's in a like? Motivations for pressing the like button. In *ICWSM*.
- Lewis, J. B.; Poole, K.; Rosenthal, H.; Boche, A.; Rudkin, A.; and Sonnet, L. 2025. Voteview: Congressional roll-call votes database. <https://voteview.com/data>. [Accessed: 26-05-2025].
- Maarouf, A.; Pröllochs, N.; and Feuerriegel, S. 2024. The virality of hate speech on social media. In *CSCW*.
- Marder, B.; Slade, E.; Houghton, D.; and Archer-Brown, C. 2016. "I like them, but won't 'like' them": An examination of impression management associated with visible political party affiliation on Facebook. *Computers in Human Behavior*, 61: 280–287.
- Martel, C.; and Rand, D. G. 2023. Misinformation warning labels are widely effective: A review of warning effects and their moderating features. *Current Opinion in Psychology*, 54: 101710.
- Matamoros-Fernández, A.; and Farkas, J. 2021. Racism, hate speech, and social media: A systematic review and critique. *Television & New Media*, 22(2): 205–224.
- Mathew, B.; Dutt, R.; Goyal, P.; and Mukherjee, A. 2019. Spread of hate speech in online social media. In *WebSci*.
- Menczer, F. 2016. The spread of misinformation in social media. In *WWW Companion*.
- Mitts, T.; Pisharody, N.; and Shapiro, J. 2022. Removal of anti-vaccine content impacts social media discourse. In *WebSci*.
- Pan, X.; Hou, Y.; and Wang, Q. 2023. Are we braver in cyberspace? Social media anonymity enhances moral courage. *Computers in Human Behavior*, 148: 107880.
- Pew Research Center. 2024. Americans' social media use. <https://www.pewresearch.org/internet/2024/01/31/americans-social-media-use/>. [Accessed: 26-05-2025].
- Rambachan, A.; and Roth, J. 2019. An honest approach to parallel trends. *Unpublished manuscript, Harvard University*.
- Rhodes, R. E.; and Dickau, L. 2012. Experimental evidence for the intention–behavior relationship in the physical activity domain: A meta-analysis. *Health Psychology*, 31(6): 724.
- Robertson, C. E.; Pröllochs, N.; Schwarzenegger, K.; Pärnamets, P.; Van Bavel, J. J.; and Feuerriegel, S. 2023. Negativity drives online news consumption. *Nature Human Behaviour*, 7(5): 812–822.
- Ronzhyn, A.; Cardenal, A. S.; and Batlle Rubio, A. 2023. Defining affordances in social media research: A literature review. *New Media & Society*, 25(11): 3165–3188.
- Saha, K.; Gupta, P.; Mark, G.; Kiciman, E.; and De Choudhury, M. 2024. Observer effect in social media use. In *CHI*.
- Scharlach, R.; and Hallinan, B. 2023. The value affordances of social media engagement features. *Journal of Computer-Mediated Communication*, 28(6): zmad040.
- Shao, C.; Ciampaglia, G. L.; Varol, O.; Yang, K.-C.; Flammini, A.; and Menczer, F. 2018. The spread of low-credibility content by social bots. *Nature communications*, 9(1): 4787.
- Sharma, K.; Zhang, Y.; Ferrara, E.; and Liu, Y. 2021. Identifying coordinated accounts on social media through hidden influence and group behaviours. In *KDD*.
- Sheeran, P.; and Webb, T. L. 2016. The intention–behavior gap. *Social and Personality Psychology Compass*, 10(9): 503–518.
- Sleeper, M.; Balebako, R.; Das, S.; McConahy, A. L.; Wiese, J.; and Cranor, L. F. 2013. The post that wasn't: Exploring self-censorship on facebook. In *CSCW*.
- SPLC. 2025. Extremists, groups, & ideologies. https://www.splcenter.org/resources/extremist-files/?meta_extremist_type=extremist. [Accessed: 26-05-2025].
- Tenenboim, O. 2022. Comments, shares, or likes: What makes news posts engaging in different ways. *Social Media + Society*, 8(4): 20563051221130282.
- The Washington Post. 2024. The end of an era: Likes on X are anonymous now. <https://www.washingtonpost.com/technology/2024/06/12/twitter-likes-hidden-private-x/>.
- Treem, J. W.; and Leonardi, P. M. 2013. Social media use in organizations: Exploring the affordances of visibility, editability, persistence, and association. *Annals of the International Communication Association*, 36(1): 143–189.
- Vosoughi, S.; Roy, D.; and Aral, S. 2018. The spread of true and false news online. *Science*, 359(6380): 1146–1151.
- Webb, T. L.; and Sheeran, P. 2006. Does changing behavioral intentions engender behavior change? A meta-analysis of the experimental evidence. *Psychological Bulletin*, 132(2): 249.
- Wikidata. 2025. Wikidata query service. <https://query.wikidata.org/>. [Accessed: 26-05-2025].
- Wong, R. Y. M.; Cheung, C. M.; Xiao, B.; and Thatcher, J. B. 2021. Standing up or standing by: Understanding bystanders' proactive reporting responses to social media harassment. *Information Systems Research*, 32(2): 561–581.
- Zhang, K.; and Kizilcec, R. 2014. Anonymity in social media: Effects of content controversy and social endorsement on sharing behavior. In *ICWSM*.
- Zhang, Q.; Liang, H.; Peng, T.-Q.; and Zhu, J. J. 2024. The effect of affordance on deliberation when retweeting: From the perspective of expression effect. *Computers in Human Behavior*, 151: 108010.
- Zhang, S.; Wang, L.; Shi, D.; Chuai, Y.; Chen, J.; Chen, Y.; Wang, Y.; Wang, Y.; Yi, X.; and Li, H. 2025. Commenotes: Synthesizing organic comments to support community-based fact-checking. *ArXiv*.
- Zhu, L.; and Lerman, K. 2016. Attention inequality in social media. *ArXiv*.

Supplementary Materials

Influencer Bias Chart

AllSides evaluates the media bias of top political influencers on the social media platform \mathbb{X} (<https://www.allsides.com/media-bias/x-bias-chart>). The bias chart for political influencers is shown in Fig. S1.

AllSides \mathbb{X} Influencer Bias Chart™

Ratings based on online content only. Ratings do not reflect accuracy or credibility; they reflect perspective only.



Figure S1: Influencer bias chart.

DiD Specification

Leads-and-lags specification. To examine temporal dynamics before and after likes were made private, we estimate a leads-and-lags Difference-in-Differences (DiD) specification:

$$\log(E(Y_{i,t})|x_{i,t}) = \beta_0 + \beta_1 D_i + \beta'_2 Before_t + \beta'_3 After_t + \beta'_4 D_i \times Before_t + \beta'_5 D_i \times After_t + \alpha_i, \quad (1)$$

where D_i is a dummy variable indicating whether post i belongs to the high-reputational-risk group ($= 1$) or the low-reputational-risk group ($= 0$). When comparing likes with reposts within the same posts, D_i instead indicates whether the engagement type is a like ($= 1$) or a repost ($= 0$).

The vectors $Before_t$ and $After_t$ denote week dummies relative to the policy implementation date. Specifically, $Before_t$ covers weeks -8 to -2 , with week -1 serving as the reference period, while $After_t$ spans weeks $+1$ to $+4$. Thus, β_2 and β_3 capture time fixed effects, and α_i denotes post-specific fixed effects. Finally, the interaction coefficients β_4 represent pre-treatment (lead) effects, used to assess the parallel trends assumption, whereas β_5 capture post-treatment (lag) effects, measuring the weekly impact of the private-like visibility policy on liking behavior.

Additionally, we examine the aggregated effect of the private visibility based on the following DiD specification with two periods, i. e., pre- and post-policy change:

$$\log(E(Y_{i,t})|x_{i,t}) = \beta_0 + \beta_1 D_i + \beta_2 After_t + \beta_3 D_i \times After_t + \alpha_i + \gamma_t, \quad (2)$$

where $After_t$ is a post-treatment indicator that equals to 1 after the implementation of private visibility and 0 before. The coefficient estimate of β_3 captures the aggregated effect of the private visibility on the liking behavior. α_i and γ_t represent post-specific and weekly-specific fixed effects, respectively.

Transformation of effect size. The coefficients estimated for the DiD terms in the two-period and multi-period regression models are the natural logarithms of the ratios for the number of likes with the treatment of private visibility compared to the number of likes that are expected to receive with public visibility during the post-treatment period. We exponentially transform the coefficient estimates of the DiD terms in the models and measure the effect size of the private visibility as:

$$effect = e^\beta - 1, \quad (3)$$

where β is the coefficient estimates for the DiD terms. *Effect* indicates the ratio of extra change of the number of likes to posts with the treatment of private visibility relative to the number of likes that are expected to receive with public visibility. We used this indicator to analyze the effect of private visibility on liking behavior.

HonestDiD Estimation

Fig. S2 presents the HonestDiD estimates for the post-change weekly periods.

Reweighting

Fig. S3 presents the weighted and unweighted demographics of participants. The weighted demographics align well with the demographic distribution of overall population on \mathbb{X} .

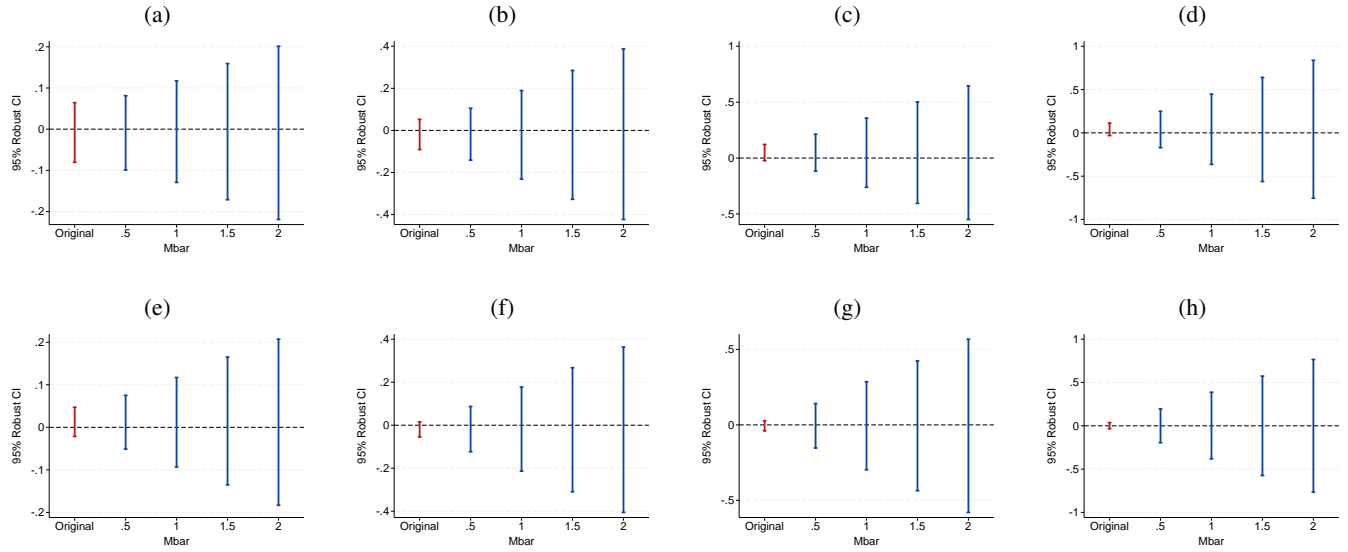


Figure S2: The HonestDiD estimates for the post-change weekly periods.

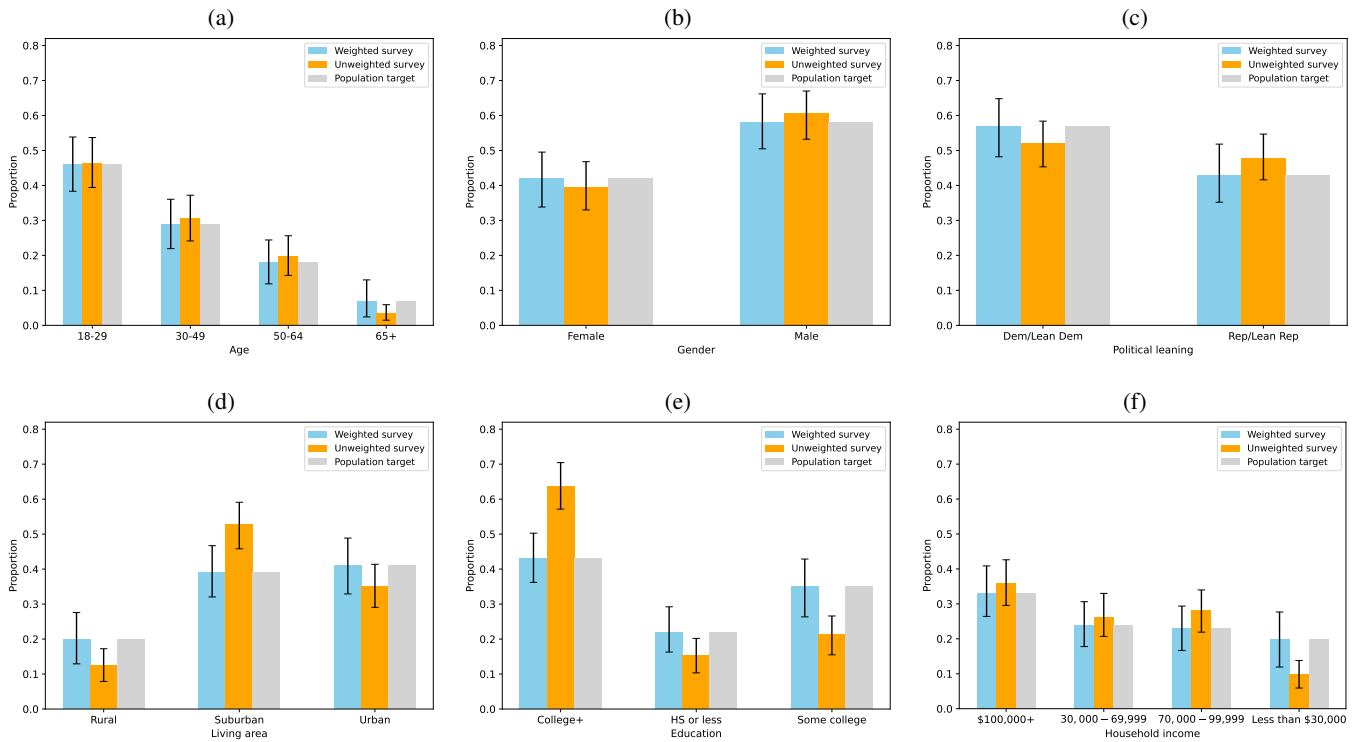


Figure S3: Demographics of participants. (a) The age distribution of participants. (b) The gender distribution of participants. (c) The political leaning distribution of participants. (d) The living area distribution of participant. (e) The education distribution of participants. (f) The household income distribution of participants. The error bars represent 95% CIs.