

Vision-as-Inverse-Graphics Agent via Interleaved Multimodal Reasoning

Shaofeng Yin^{1,4*} Jiaxin Ge¹ Zora Zhiruo Wang² Xiuyu Li¹
 Michael J. Black³ Trevor Darrell¹ Angjoo Kanazawa¹ Haiwen Feng^{1,3,4†}
¹University of California, Berkeley ²Carnegie Mellon University
³Max Planck Institute for Intelligent Systems ⁴Impossible Inc.

 fugtemypt123.github.io/VIGA-website

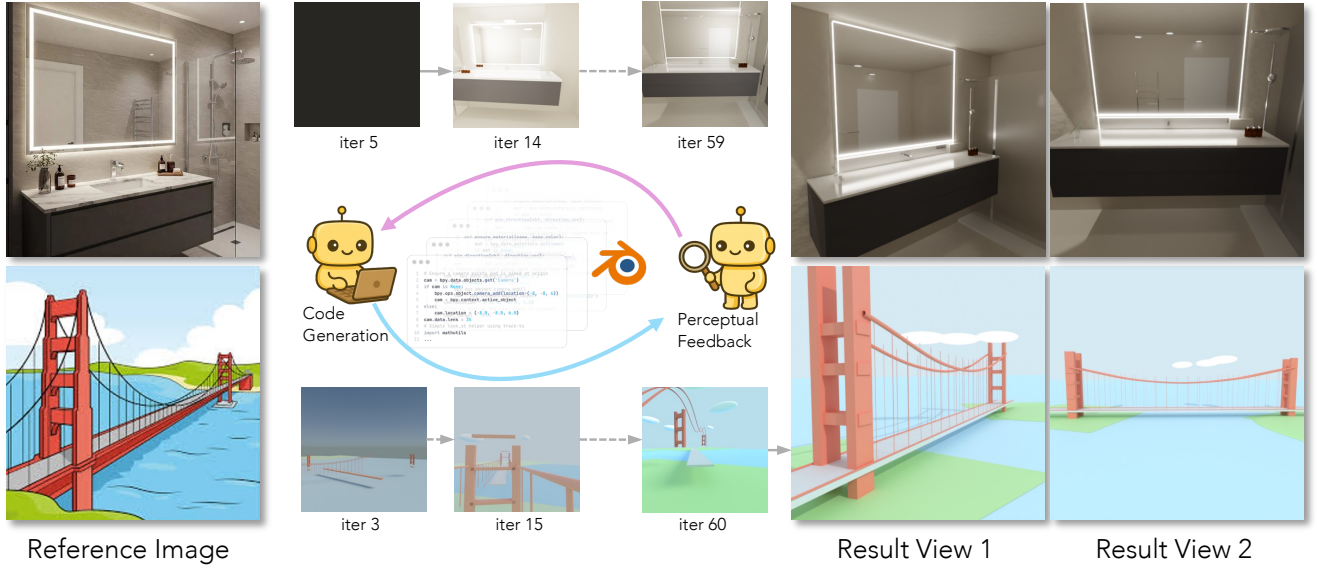


Figure 1. **VIGA crafts a 3D graphics scene from a single image through iteration.** Given a single 2D image (e.g. a bathroom photo or a stylized drawing of the Golden Gate Bridge), VIGA alternates between a *generation* step where it produces and executes code to render a scene, and a *verification* step, where it inspects the rendered scene, identifies visual issues, and feeds them back to guide the next edit. Through these iterations, VIGA progressively refines layout, geometry, and lighting, eventually reconstructing a coherent 3D scene.

Abstract

Vision-as-inverse-graphics, the concept of reconstructing an image as an editable graphics program is a long-standing goal of computer vision. Yet even strong VLMs aren't able to achieve this in one-shot as they lack fine-grained spatial and physical grounding capability. Our key insight is that closing this gap requires interleaved multimodal reasoning through iterative execution and verification. Stemming from this, we present VIGA (Vision-as-Inverse-Graphic Agent) that starts from an empty world and reconstructs or edits scenes through a closed-loop

write→run→render→compare→revise procedure. To support long-horizon reasoning, VIGA combines (i) a skill library that alternates generator and verifier roles and (ii) an evolving context memory that contains plans, code diffs, and render history. VIGA is task-agnostic as it doesn't require auxiliary modules, covering a wide range of tasks such as 3D reconstruction, multi-step scene editing, 4D physical interaction, and 2D document editing, etc. Empirically, we found VIGA substantially improves one-shot baselines on BlenderGym (35.32%) and SlideBench (117.17%). Moreover, VIGA is also model-agnostic as it doesn't require fine-tuning, enabling a unified protocol to evaluate heterogeneous foundation VLMs. To better support this protocol, we introduce BlenderBench, a challenging benchmark that

*Email: shaofeng.yin@impossible.place

†Email: haiwen.feng@berkeley.edu

stress-tests interleaved multimodal reasoning with graphics engine, where VIGA improves by 124.70%.

1. Introduction

Consider the images in Fig. 1. What would it take to recreate these scenes symbolically in a graphics engine like Blender? Starting from scratch, we would need to write code that crafts or imports appropriate assets, establishes scene layout, places objects and the camera properly, configures materials and lighting parameters, and even defines physics—all to produce an accurate render. Such an ability would result in compositional scene representations that can be easily manipulated or simulated for applications like robot training or creating interpretable digital twins. This capability represents achieving “vision-as-inverse-graphics”, a longstanding aspiration of computer vision since the very first Computer Vision thesis from Larry Roberts on the blocks world in 1963 [36].

However, creating symbolic scene representations [49, 59] is extraordinarily difficult. Even with modern vision-language models (VLMs), a one-shot code generation approach currently cannot produce accurate reconstructions [40]. This is because VLMs lack fine-grained vision-language grounding for spatial and physical parameters, *i.e.*, camera intrinsics/extrinsics, object pose/scale, layout, so they struggle to issue precise, actionable code in one-shot [7, 9, 22, 37].

In this work, we show that these shortcomings can be overcome by viewing analysis-by-synthesis as an execution-grounded closed loop. We present VIGA (Vision-as-Inverse-Graphic Agent), a coding agent that treats scene reconstruction as an interactive loop between visual perception (analysis) and programming content generation (synthesis). VIGA starts from a completely empty world, writes candidate programs, executes them to render images, inspects the results from multiple viewpoints against the input, and iteratively updates the code to reduce discrepancies in a write→run→render→compare→revise loop. From a modern agentic perspective, this analysis-by-synthesis loop is also a direct instantiation of interleaved multimodal reasoning. It aligns with the emerging notion of “thinking with images”, but in a substantially richer setting: rather than relying on simple 2D image operations (*e.g.*, crop/zoom), VIGA reasons through a graphics engine whose action space is comprehensive, includes camera poses, 3D geometry, materials, lighting, visibility, timestamp, etc. In a nutshell, this agent thinks with a graphics engine.

In practice, we equip the agent with (i) a skill library of generation and verification tools and (ii) an evolving context memory, as shown in Fig. 2. Concretely, the agent alternates between generator and verifier roles using these tools: Dur-

ing generation, it uses generation tools such as `make_plan` to plan and write the scene programs, and then executes them to construct states. During verification, it uses verification tools such as `set_camera`, `investigate` to actively probe the scene with viewpoint control and inspection, and then summarizes discrepancies and suggestions in natural language. Tool-assisted observations are then written into an evolving context memory that retains recent plans, code diffs, and render history, stabilizing long-horizon reasoning while avoiding context bloat.

VIGA is task-agnostic. The perceptual verification process of VIGA requires no auxiliary predictors or differentiable renderers, relying only on the agent’s interpretation of differences between renders and input images. This design makes the approach broadly applicable: It can edit 3D scenes, reconstruct 3D scenes from scratch (Fig. 3), create 4D physical interaction (Fig. 4), and edit 2D documents like PowerPoint (Fig. 7). Empirically, VIGA improves various base models significantly across existing benchmarks. It improves one-shot graphics editing on BlenderGym (+35.32% on average) and slide generation on SlideBench (+117.17% on average).

Meanwhile, VIGA is also model-agnostic, as it does not require finetuning. All procedures and states live in the context, so the same protocol works across heterogeneous foundation VLMs, including closed commercial models. This property turns VIGA into an agentic capability tested for foundation models. Under one protocol, we can swap various foundation models and investigate: Can they localize and quantify visible discrepancies between the render and the photograph? Do they sustain multi-modal, multi-round tool use and program editing over a growing interaction history? To this end, we introduce a new benchmark, BlenderBench, to stress-test interleaved multimodal reasoning with a graphics engine. BlenderBench consists of 30 challenging tasks covering camera adjustment, multi-step graphic editing, and compositional graphic editing. Our framework achieves an average improvement of 124.70% on BlenderBench, demonstrating strong performance and robustness in complex, open-ended visual reasoning tasks.

In summary, we make the following contributions: (1) We introduce VIGA, an execution-grounded vision-as-inverse-graphics agent that reconstructs and edits scenes by closing the loop between code, rendering, and multi-view verification. This reframes vision-as-inverse-graphics as a coding agent problem, where the program itself becomes the scene, and the rendered world becomes a medium for interleaved multimodal reasoning. (2) We propose a practical agentic framework that consists of a skill library and an evolving context memory. It supports long-horizon reasoning without finetuning. (3) VIGA delivers substantial empirical gains across diverse tasks, spanning 3D editing, 3D reconstruction from scratch, 4D physical interaction, and

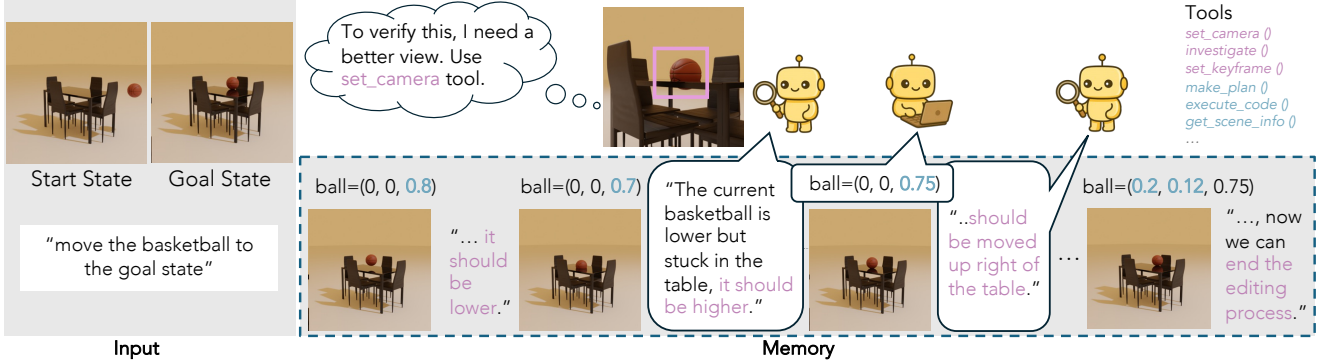


Figure 2. **The main pipeline of VIGA.** During generation, VIGA consumes the full memory trajectory—including past code versions and rendered scenes—and produces the next scene program, which is then executed to generate a new render. During verification, VIGA invokes its verification tools to adjust camera viewpoints, thoroughly inspect the current scene, identify the dominant discrepancy, and feed this feedback into the next generation step. We illustrate the scene editing setting here. VIGA can also synthesize scenes from scratch given a goal specification (as in Fig. 1).

2D document. (4) We release BlenderBench, a challenging benchmark for agentic inverse graphics to stress-test real-world scenarios and show significant improvements with VIGA against baselines.

2. Related Work

LLM-based Agent. LLM-based agents that observe and act in digital environments, such as browsers [57] and computers [51], have achieved impressive progress across various tasks, such as resolving issues in software engineering [17, 44, 55], or navigating through web pages to seek information or complete tasks on behalf of the users [4, 32, 64]. However, most agents behave effectively only when perceiving the environment as texts and fall short when processing visual information, such as selecting products of certain styles on shopping websites [24]). These text-centric agents become even more limited when situated in visual environments such as 2D or 3D spaces [6, 7, 10, 16, 18, 23, 38, 41, 47, 54, 60], thus often fall short in producing high-quality visuals [13, 14]. In this work, we bridge this gap by presenting an agent that iteratively synthesizes and reasons over visuals across 2D, 3D, and 4D spaces. We facilitate multi-turn verification and refinement through adaptive agent memory [42, 48, 53, 58, 61].

Visual Analysis or Synthesis with Code. Structured code has been used separately for image analysis and synthesis. On the analysis side, visual programming approaches [12, 16, 19, 37, 41] generate code to solve visual understanding tasks such as VQA. However, these approaches generate code in a single pass and do not edit the code based on any visual feedback. On the synthesis side, procedure content generation approaches [8, 33, 34] rely on predefined rules to generate specific 3D content. Recently, instruction driven approaches generate visual content from text instruc-

tion leveraging large language models, spanning from SVG generation [46, 50, 52, 56], slide generation [5, 13, 43, 62], and 3D scene generation [1, 11, 20, 27, 28, 31, 38–40, 63]. These approaches lack effective analysis that can ground the scene back to code, and thus fail to update the scene with code editing. We unify the two lines of work within one framework that executes programs, verifies generation, and then edits code in an iterative loop.

Vision-as-Inverse-Graphics through Programs. Since Larry Roberts’s seminal Blocks World thesis [36], computer vision has often been framed as the inverse of computer graphics. A stricter interpretation of this perspective aims to recover a *graphics program* [15], i.e., an interpretable, compositional abstraction of a scene, from natural images using neural-symbolic methods [35]. For instance, PICTURE [26] introduced a probabilistic programming framework for representing arbitrary 2D and 3D scenes, demonstrating early successes on faces, bodies, and objects. Similarly, Wu *et al.* [49] proposed inferring structured markup code from images, which can be rendered directly. Although effective for multi-object abstract scenes like clip-art or Minecraft, their approach struggled to generalize to real images. More recent approaches leverage large language models (LLMs) to generate scene programs and refine them via supervision or verification feedback [14, 25, 27, 38]. While closely related to our work, these methods differ in two key respects. First, they rely on synthetic datasets or domain-specific verification pipelines, which restrict scalability and adaptability to diverse forms of visual feedback. Second, their workflows are typically predefined or tailored to particular downstream tasks, such as 3D scene reconstruction using pre-defined graphics engines and model weights. In contrast, VIGA introduces a self-correcting agent that functions both as a graphics code generator and

a general perceptual verifier, effectively leveraging visual feedback from the model itself. While certain tasks may benefit from domain-specific tools, such tools are optional and called by the agent when needed rather than being embedded as domain-specific components of our framework. Our analysis-by-synthesis framework generalizes across a wide range of inverse problems and operates in a zero-shot setting through evolving context memory management, allowing the agent to adapt dynamically to novel tasks like rigging and physics simulator without any finetuning.

3. Method

As a VLM agent, VIGA operates through an iterative *analysis-by-synthesis* (AbS) loop. Initialized with an evolving memory component and a versatile skill library (§3.1), the agent iteratively synthesizes visual programs to construct a scene (§3.2), inspects the generated scene via verification tools (§3.3), and dynamically evolves its context memory (§3.4).

3.1. Agent Initialization

Maintaining An Ever-Evolving Memory. For each task q , VIGA is initiated with an empty context memory $M_0 = \emptyset$. At each iteration $t \in \{1, \dots, T\}$, a *Generator* produces a program p_t , which is executed to obtain a scene state $s_t = \text{exec}(p_t)$. Subsequently, a *Verifier* inspects s_t against the reference to generate visual feedback c_t . The context memory M_t is iteratively updated with the tuple (p_t, c_t) , allowing the system to progressively refine its solution and arrive at the final program p_T .

Versatile Skill Library. To support versatile visual generation tasks across 2D, 3D, and 4D scenarios, we curate a versatile skill library, as shown in Tab. 1, to support (i) Generation tools for Generator to produce program codes, and (ii) Verification tools for Verifier to examine the scene from different viewpoints. Conceptually, this library serves as a collection of semantic interface definitions rather than rigid, task-specific APIs. For generation, the tool `execute_code` is responsible for generating the program p_t . Prior to this, tools such as `make_plan`, `get_scene_info`, and `get_better_asset` enable the Generator to perform autonomous task planning, retrieve textual scene information, and control specialized models for single-object generation, respectively. The execution trajectories of these tools are integrated into the memory to guide the generation of p_t . For verification, tools such as `investigate`, `set_camera`, and `initialize_viewpoint` let the Verifier explore a scene from flexible viewpoints, using natural-language camera control (e.g., “rotate left,” “zoom out”) rather than brittle numeric parameters. This gives the Verifier full autonomy in spatial exploration without relying on fixed camera presets. Both the Generator and Verifier compose

Table 1. **Skill library used by VIGA.** We list the tools used in our experiments, grouped into Generation and Verification tools.

| Tool | Role |
|-----------------------------------|--|
| <i>Generation tools</i> | |
| <code>make_plan</code> | Write an explicit high-level action plan before editing, helping the agent maintain long-horizon consistency instead of reacting myopically at each step. |
| <code>execute_code</code> | Execute the current program to construct or update the scene, providing fresh renderings for the next verification step. |
| <code>get_scene_info</code> | Query object attributes (e.g., position, rotation, scale) and summarize them as text, so the model can reason semantically about numeric parameters. |
| <code>get_better_assets</code> | Retrieve or generate improved assets when existing ones are visually unsatisfactory, then insert them into the scene program. |
| <code>end_process</code> | Signal that no further edits are needed and terminate the generation loop. |
| <i>Verification tools</i> | |
| <code>initialize_viewpoint</code> | Given target objects, compute a joint bounding box and render canonical diagnostic views, exposing the scene from informative camera poses. |
| <code>set_camera</code> | Move the camera to a specified pose to inspect the scene from a particular viewpoint. |
| <code>investigate</code> | Adjust the camera using natural language commands (e.g., “rotate left”, “zoom out”), turning low-level camera control into interpretable language actions. |
| <code>set_keyframe</code> | Navigate along the timeline in 4D scenes to inspect different keyframes and motion phases. |
| <code>set_visibility</code> | Toggle object visibility to reveal occluded content or isolate specific parts of the scene. |
| <code>get_scene_info</code> | Summarize the current scene structure and object states as text, which is then used to form feedback for the Generator. |
| <code>end_process</code> | Indicate that verification is complete and terminate the observation loop. |

these tools on the fly—without any task-specific tuning—enabling VIGA to generalize across a wide range of visual tasks while maintaining stable iterative refinement.

3.2. Programming as Synthesis

Given the task q and the memory M_t (which contains feedback from previous rounds), the Generator G initiates the synthesis phase. As described in §3.1, this is a tool-assisted process. The Generator first produces a planning and information-gathering trajectory $\tau_t^{\text{gen}} = G(q, M_t)$, and finally synthesizes the executable program:

$$p_t = G(q, M_t, \tau_t^{\text{gen}}).$$

The program p_t is then executed to construct the new scene $s_t = \text{exec}(p_t)$, which is passed to the Verifier.

3.3. Observation as Analysis

For each iteration t , the Verifier V obtains observations of the current scene state s_t guided by the task q . Concretely, it first generates K_t tool-assisted state analysis trajectories (e.g., adjusting camera poses, navigating keyframes):

$$\tau_t^{\text{ver}} = \{(a_t^1, o_t^1), \dots, (a_t^{K_t}, o_t^{K_t})\} = V(q, s_t),$$

where τ_t^{ver} denotes the trajectory of a sequence of tool actions a_t^i . Each tool call a_t^i can be executed to obtain a visual

observation o_t^i . After that, τ_t^{ver} is summarized in natural language as additional contexts by the Verifier:

$$c_t = V(q, \tau_t^{ver}).$$

Specifically, c_t consists of two parts: (1) a description of visual differences between the current state s_t and input target state s_q^* , and (2) a suggestion for the next program generation.

3.4. Memory Update

To sustain interleaved multimodal reasoning, the Generator’s program synthesis p_t and the Verifier’s visual analysis c_t are incorporated into the contextual memory M :

$$M_{t+1} = \text{Update}(M_t \cup \{p_t, c_t\}).$$

However, constructing complex scenes can result in extremely long context memory that could hurt generation performance by introducing noise in context and challenging models’ long-context reasoning abilities. To ensure stable performance, we implement a fixed-size sliding window of size L that retains the most recent L iterations:

$$M_{t+1} = \text{Tail}_L(M_t \cup \{p_t, c_t\}).$$

This design constrains the effective context length, reducing computational cost from $O(N^2)$ —which would otherwise require reprocessing all prior rounds—to $O(Nk)$, while keeping the prompt within the VLM’s optimal reasoning range. Notably, since the latest program p_t inherently captures the successful history of prior edits, discarding early history from memory does not yield a significant impact. The Generator can still access those editing milestones within p_t .

Overall, the iterative loop continues until the Generator calls `end_process` tool to stop, or it reaches the iteration limit T_{max} , as outlined in Algorithm 1.

4. Experiments

Through an iterative *analysis-by-synthesis* (AbS) loop, VIGA naturally generalizes to various visual tasks—from 2D layout design to 3D scene reconstruction and editing, and further to 4D dynamic scene creation. We first showcase representative qualitative results, highlighting the visual quality of VIGA and its broad adaptability across different tasks (§4.1). Then we present the quantitative results on two representative benchmarks: BlenderGym (§4.2) and SlideBench (§4.3). VIGA achieves substantial performance gains over one-shot baselines and prior approaches on these benchmarks, demonstrating the importance of the interleaved multimodal reasoning design. We further visualize the iterative refinement process and show how VIGA refines the scene by improving fine-grained visual-code grounding

Algorithm 1 VIGA Analysis-by-Synthesis Loop.

Require: Task description q

```

1: Initialize contextual memory  $M_0 \leftarrow \emptyset$ 
2: for  $t = 0, 1, \dots, T - 1$  do
3:   // Phase 1: Generator (Planning & Synthesis)
4:    $\tau_t^{gen} \leftarrow G(q, M_t)$   $\triangleright$  Plans and queries info
5:   if  $\tau_t^{gen}$  includes end_process then break
6:   end if
7:    $p_t \leftarrow G(q, M_t, \tau_t^{gen})$   $\triangleright$  Synthesizes program
8:   // Phase 2: Environment Execution
9:    $s_t \leftarrow \text{exec}(p_t)$   $\triangleright$  Constructs 3D/4D scene
10:  // Phase 3: Verifier (Active Exploration)
11:   $\tau_t^{ver} \leftarrow V(q, s_t)$   $\triangleright$  Observes the scene
12:   $c_t \leftarrow V(q, s_t, \tau_t^{ver})$   $\triangleright$  Summarizes feedback
13:  // Phase 4: Update Memory
14:   $M_{t+1} \leftarrow \text{Tail}_L(M_t \cup \{p_t, c_t\})$ 
15: end for
```

step by step (§4.4). To address the limitations of existing benchmarks, we present BlenderBench, a more challenging extension of BlenderGym, and present the results of VIGA on it (§4.5).

4.1. VIGA Applies Across 2D, 3D, and 4D Tasks



Figure 3. **3D scene results.** We show the input on the left, and the final output graphics scene from three viewpoints on the right.

As shown in Figs. 3 and 4, VIGA can handle a wide range of visual tasks. For 3D reconstruction, given a single image, VIGA can reconstruct a corresponding 3D scene that matches both the overall layout and appearance. For example, as shown in Fig. 3, VIGA can (1) automatically use `get_better_assets` to generate assets by external modules when they can’t be generated by primitives (e.g., salmon sushi). (2) reconstruct realistic materials (e.g., mirror). (3) perform sketch-to-3D reconstruction (e.g., house). For 4D generation, only given the first frame (e.g., a photo

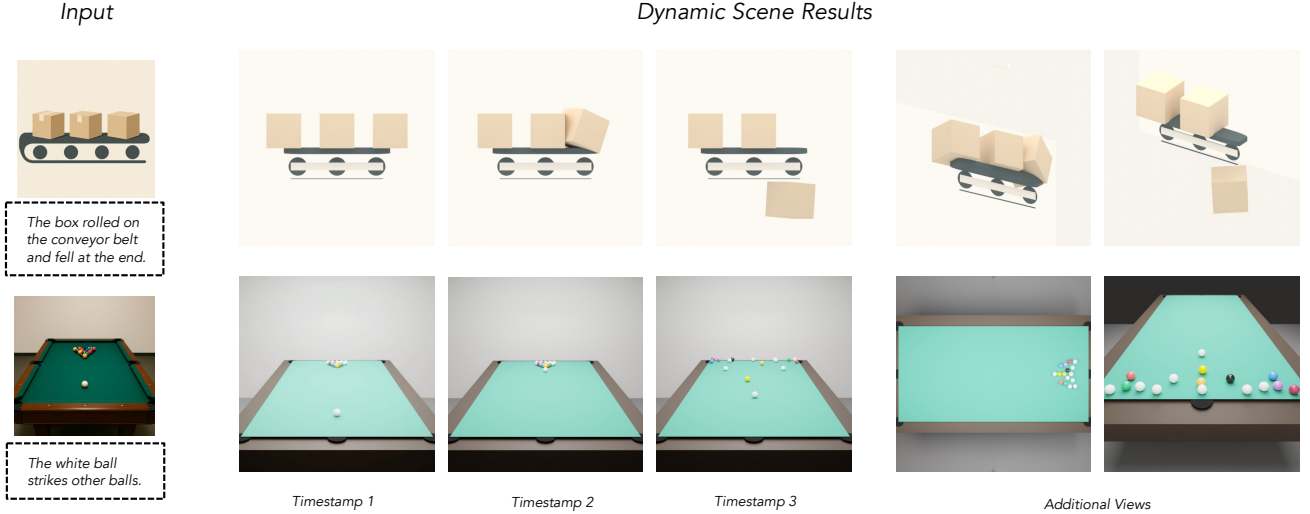


Figure 4. **4D scene results.** VIGA constructs a complete 4D scene from a single input image and a text instruction, producing motions that reflect real-world physics.

of a billiard table or an iconic illustration of three boxes on a conveyor belt) and a text instruction, VIGA generates a complete 4D scene where each object possesses physical properties, and its motion state is align with the text instruction, as shown in Fig. 4. For 2D design, given a text instruction, VIGA generates a slide page from scratch. Fig. 5 shows the results of slide generation on the SlideBench benchmark, which we will discuss later. These examples illustrate that the same AbS loop of VIGA can be applied to 2D, 3D, and 4D settings without any task-specific redesign.

4.2. Quantitative Evaluation on BlenderGym

Setup. We first evaluate programmatic 3D graphic editing on BlenderGym [14]. Each instance consists of an initial code-generated scene and a target image. The objective is to output editing code that transforms the initial scene to match the target. Following the original paper, we report *Photometric Loss* (PL, pixel-level difference) and *Negative-CLIP Score* (N-CLIP, semantic alignment). We compare VIGA against two baselines: (1) a one-shot baseline, and (2) BlenderAlchemy [21], a memory-less variant of VIGA. All methods are evaluated under a best-of- N setting to assess the upper bound of generation capabilities. We report results for two representative foundation models (GPT-4o [29] and Qwen3-VL-8B [45]) in the main paper. Full results for Claude-4-Sonnet [3] and Gemini-2.5-Pro [2] are provided in the Appendix.

Results. As shown in Tab. 2, VIGA achieves substantial improvements over both the one-shot baseline and BlenderAlchemy. While BlenderAlchemy remains competitive on metrics sensitive to low-level statistics, it treats each iteration independently, often failing to maintain consistency.

In contrast, VIGA leverages memory to verify new edits against historical context. This is quantitatively evidenced by the 67.90% improvement in Photometric Loss on Material tasks (GPT-4o, best-of-4), where the memory module prevents the corruption of surface properties. Crucially, VIGA yields disproportionately higher gains on the smaller open-source model compared to the closed-source SOTA. As shown in the last column of Tab. 2, while GPT-4o achieves a +118.12% overall improvement (best-of-1), Qwen records a staggering +289.80% gain. This demonstrates that the iterative feedback loop acts as a reasoning scaffolding, effectively compensating for the weaker intrinsic capabilities of smaller models and enabling them to bridge the performance gap with larger foundation models.

4.3. Quantitative Evaluation on SlideBench

Setup. Next, we evaluate programmatic 2D slide generation on SlideBench [13]. Given detailed text instructions and asset images, the model must generate a `python-ppsx` program to render the slide. We report execution success rate, reference-based metrics (element/content/color/position), and reference-free metrics (text/image/layout/color). We compare VIGA against the one-shot baseline, which corresponds to the standard generation method proposed in the original paper.

Results. As shown in Tab. 3, VIGA consistently outperforms the one-shot baseline across all evaluated models. The gain is most significant for the Qwen model, which sees an over $5\times$ improvement in the overall score. Critically, the majority of this gain stems from higher code executability. While the one-shot baseline lacks error-recovery mechanisms and terminates at the first execution error, VIGA’s

Table 2. **Evaluation on BlenderGym.** We report PL (lower is better) and N-CLIP (lower is better). We report the best-of- N performance, where N denotes the number of samples generated per instruction.

| Model | Setting | Blend Shape | | Placement | | Geometry | | Lighting | | Material | | Impr. (%) |
|-------------|----------------------------|--------------|--------------|--------------|--------------|--------------|--------------|-------------|-------------|-------------|--------------|--------------|
| | | PL ↓ | N-CLIP ↓ | PL ↓ | N-CLIP ↓ | PL ↓ | N-CLIP ↓ | PL ↓ | N-CLIP ↓ | PL ↓ | N-CLIP ↓ | |
| GPT-4o | One-Shot | 7.94 | 19.96 | 11.86 | 29.31 | 18.12 | 24.91 | 2.06 | 2.17 | 8.78 | 15.25 | - |
| | BlenderAlchemy (best-of-1) | 7.82 | 20.19 | 11.57 | 28.07 | 15.58 | 20.61 | 1.44 | 1.82 | 7.22 | 12.05 | 12.33 |
| | VIGA-Ours (best-of-1) | 6.70 | 16.70 | 9.89 | 26.87 | 11.82 | 15.76 | 1.43 | 1.41 | 6.11 | 9.39 | 26.88 |
| | | (+14.33%) | (+17.29%) | (+14.55%) | (+4.27%) | (+24.12%) | (+23.52%) | (+0.69%) | (+22.53%) | (+15.38%) | (+22.09%) | (+118.12%) |
| | BlenderAlchemy (best-of-4) | 5.78 | 17.19 | 10.29 | 25.58 | 9.47 | 11.68 | 0.97 | 1.23 | 9.47 | 12.20 | 27.63 |
| | VIGA-Ours (best-of-4) | 5.45 | 13.08 | 9.76 | 17.48 | 7.38 | 7.36 | 0.70 | 1.01 | 3.04 | 7.63 | 48.86 |
| | | (+5.71%) | (+23.90%) | (+5.15%) | (+31.67%) | (+22.07%) | (+36.99%) | (+27.84%) | (+17.89%) | (+67.90%) | (+37.46%) | (+76.85%) |
| Qwen3-VL-8B | One-Shot | 7.76 | 21.78 | 14.10 | 41.44 | 11.65 | 14.02 | 12.12 | 12.30 | 9.83 | 17.16 | - |
| | BlenderAlchemy (best-of-1) | 12.11 | 31.50 | 13.86 | 39.47 | 9.62 | 14.47 | 5.22 | 6.44 | 6.62 | 16.98 | 5.81 |
| | VIGA-Ours (best-of-1) | 13.51 | 27.07 | 10.07 | 28.12 | 9.15 | 12.24 | 2.33 | 2.58 | 6.43 | 11.53 | 22.64 |
| | | (-11.56%) | (+14.06%) | (+27.35%) | (+28.76%) | (+4.88%) | (+15.41%) | (+55.36%) | (+59.94%) | (+2.87%) | (+32.10%) | (+289.80%) |
| | BlenderAlchemy (best-of-4) | 9.20 | 19.60 | 13.07 | 36.34 | 9.24 | 12.62 | 3.68 | 4.23 | 4.42 | 17.12 | 23.23 |
| | VIGA-Ours (best-of-4) | 7.20 | 17.97 | 9.92 | 24.28 | 8.69 | 10.08 | 1.89 | 2.53 | 3.06 | 9.30 | 42.88 |
| | | (+21.74%) | (+8.32%) | (+24.10%) | (+33.19%) | (+5.95%) | (+20.13%) | (+48.64%) | (+40.19%) | (+30.77%) | (+45.68%) | (+84.58%) |

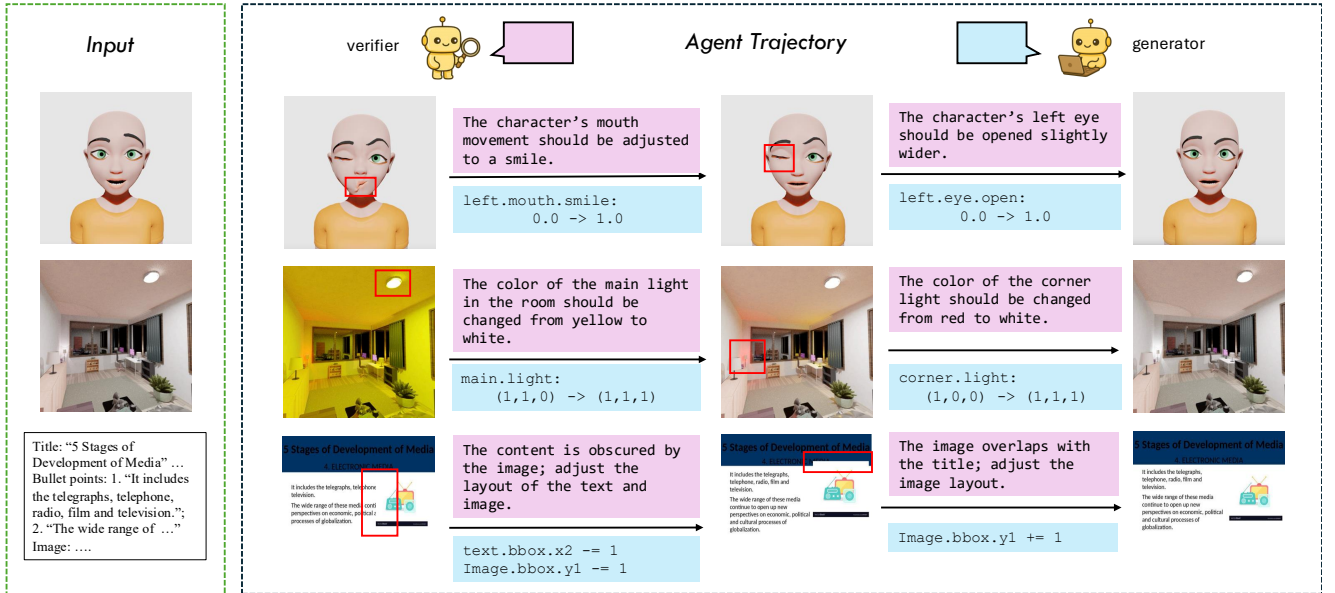


Figure 5. **Agent trajectories across different tasks.** Examples from BlenderGym and SlideBench. At each verification step, the agent identifies a different visual issue in the rendered scene and then refines the code accordingly in the next iteration.

Table 3. **Evaluation on SlideBench.** We report execution accuracy, reference-based, reference-free, and overall score.

| Model | Setting | Exec | Ref-based | Ref-free | Overall | Impr. |
|-----------------|----------|-------------|--------------|--------------|--------------|--------|
| GPT-4o | One-Shot | 0.92 | 66.28 | 55.08 | 55.83 | - |
| | VIGA | 0.95 | 65.94 | 56.88 | 58.34 | 4.50 |
| Claude-Sonnet-4 | One-Shot | 0.93 | 66.10 | 64.41 | 60.68 | - |
| | VIGA | 0.90 | 66.57 | 71.73 | 62.24 | 2.57 |
| Gemini-2.5-Pro | One-Shot | 0.61 | 67.55 | 68.11 | 41.37 | - |
| | VIGA | 0.69 | 68.46 | 73.18 | 48.87 | 18.11 |
| Qwen3-VL-8B | One-Shot | 0.10 | 67.84 | 53.05 | 6.04 | - |
| | VIGA | 0.54 | 65.29 | 56.21 | 32.81 | 443.38 |

feedback loop enables the agent to recover from execution errors based on error logs and visual feedback, significantly boosting robustness in code generation tasks.

4.4. Fine-Grained Visual Grounding

Fig. 5 illustrates how VIGA performs fine-grained visual grounding between code and scenes. At each iteration, the agent compares the rendered scene with the target and identifies a specific visual discrepancy (e.g., mouth shape, eye shape, lighting color). VIGA then grounds this difference back to the underlying program, updating the corresponding code parameters (e.g., expression controls, color values, text-box positions) to correct the scene.

Compared to rule-based verification modules [27, 40], VIGA can detect a variety of visual differences. Within a single task, it may first point out a mismatch in mouth shape and later focus on the eyes; across tasks, it alternates between issues such as facial expression, lighting color,

Table 4. **Evaluation on BlenderBench.** We report PL (lower is better), N-CLIP (lower is better), and VLM Score (higher is better).

| Model | Setting | Task 1 | | | Task 2 | | | Task 3 | | | Impr. |
|-------------|----------------------------|--------------|--------------|-------------|-------------|-------------|-------------|--------------|--------------|-------------|---------------|
| | | PL ↓ | N-CLIP ↓ | VLM ↑ | PL ↓ | N-CLIP ↓ | VLM ↑ | PL ↓ | N-CLIP ↓ | VLM ↑ | |
| GPT-4o | One-Shot | 48.16 | 64.17 | 0.58 | 7.36 | 7.12 | 2.75 | 30.14 | 38.69 | 0.25 | - |
| | BlenderAlchemy (best-of-1) | 10.62 | 17.68 | 1.75 | 6.13 | 7.71 | 3.08 | 19.60 | 26.10 | 0.67 | 67.56 |
| | VIGA-Ours (best-of-1) | 8.56 | 18.19 | 1.44 | 5.11 | 4.33 | 3.58 | 14.51 | 17.91 | 1.53 | 113.96 |
| | | (+19.40%) | (-2.89%) | (-17.71%) | (+16.64%) | (+43.84%) | (+16.23%) | (+25.97%) | (+31.40%) | (+128.36%) | (+68.69%) |
| | BlenderAlchemy (best-of-4) | 14.50 | 19.57 | 1.75 | 1.95 | 2.47 | 3.53 | 20.62 | 25.79 | 0.56 | 77.48 |
| Qwen3-VL-8B | VIGA-Ours (best-of-4) | 5.47 | 6.10 | 3.25 | 2.94 | 3.50 | 3.83 | 12.62 | 22.84 | 1.61 | 159.19 |
| | | (+62.28%) | (+68.84%) | (+85.71%) | (-50.77%) | (-41.70%) | (+8.50%) | (+38.79%) | (+11.43%) | (+187.50%) | (+105.45%) |
| | One-Shot | 60.82 | 78.16 | 0.28 | 33.14 | 37.51 | 1.61 | 22.81 | 22.98 | 1.25 | - |
| | BlenderAlchemy (best-of-1) | 25.61 | 37.93 | 0.36 | 10.69 | 13.92 | 2.64 | 30.45 | 23.91 | 0.64 | 27.36 |
| | VIGA-Ours (best-of-1) | 10.54 | 17.27 | 1.31 | 3.85 | 3.34 | 3.33 | 11.35 | 6.86 | 2.25 | 112.79 |
| | | (+58.86%) | (+54.45%) | (+263.89%) | (+63.98%) | (+76.06%) | (+26.14%) | (+62.75%) | (+71.33%) | (+251.56%) | (+312.20%) |
| | BlenderAlchemy (best-of-4) | 11.57 | 17.58 | 1.19 | 5.38 | 4.64 | 2.94 | 23.62 | 15.67 | 0.93 | 82.24 |
| | VIGA-Ours (best-of-4) | 8.80 | 15.67 | 1.38 | 5.02 | 3.86 | 3.08 | 9.08 | 6.94 | 2.02 | 112.87 |
| | | (+23.92%) | (+10.88%) | (+15.97%) | (+6.69%) | (+16.81%) | (+4.76%) | (+61.54%) | (+55.73%) | (+117.20%) | (+37.20%) |

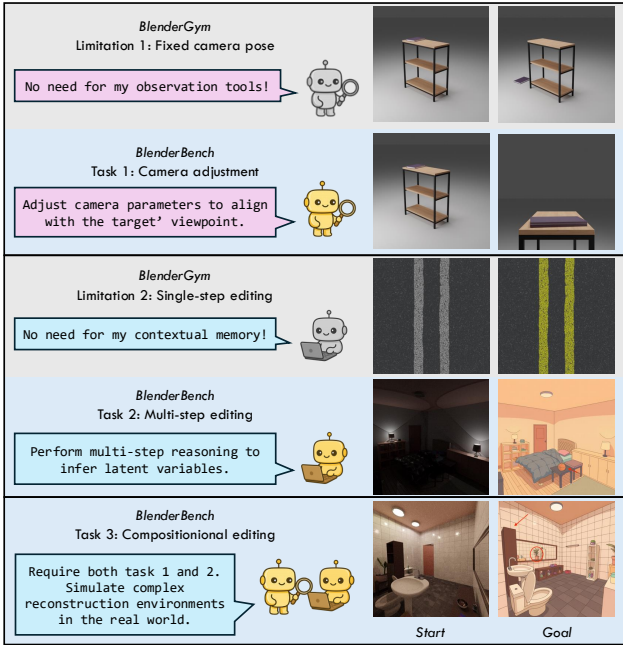


Figure 6. **Comparison between BlenderGym and BlenderBench.** BlenderGym is limited to testing fixed camera pose and one-shot editing. BlenderBench extends this with more challenging tasks that cover (1) camera adjustment, (2) multi-step graphic editing, and (3) compositional graphic editing.

missing text, or text-image overlap. Since VIGA’s AbS loop does not require domain-specific knowledge, it shows greater generalizability. Furthermore, compared to rule-based modules, VIGA benefits from the continuous evolution of the base VLM, demonstrating sustained performance gains as the base VLM gets better.

4.5. BlenderBench: Agent Testbed with Blender

Motivation & Setup. While BlenderGym is useful for evaluating basic 3D editing, it is not well-suited for harder

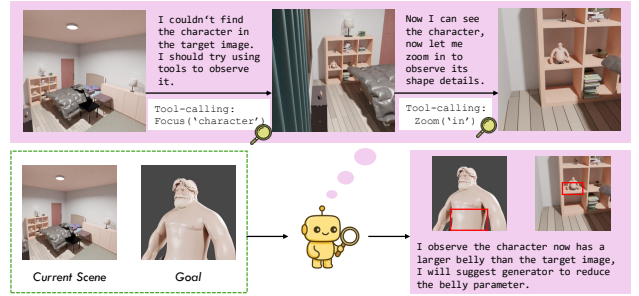


Figure 7. **Demonstration of a verification trajectory.** Here we showcase a trajectory of VIGA’s Verifier agent in a BlenderBench task, where the Verifier first has to identify the target object in the cluttered scene.

reconstruction-from-scratch scenarios. In BlenderGym, the initial camera view is manually fixed, reducing 3D spatial reasoning to a 2D image-level understanding problem. Furthermore, most tasks involve only one-shot editing, failing to test multi-step reasoning capabilities. To address these gaps, we introduce *BlenderBench*, a challenging benchmark expanding both task diversity and reasoning depth. As shown in Fig. 6, BlenderBench defines three task types: (1) Camera Adjustment (Task 1): adjusting camera parameters to align with a target viewpoint; (2) Multi-step Editing (Task 2): performing reasoning to infer latent variables like lighting or occluded states; and (3) Compositional Editing (Task 3): simulating complex environments that combine spatial alignment and multi-step reasoning. Each level consists of 10 curated instances. We retain BlenderGym’s metrics (PL and N-CLIP) and introduce a *VLM Score* (0–5 scale) to rate task completion, visual quality, and spatial accuracy.

Results. As shown in Tab. 4, VIGA consistently outperforms both baselines. For instance, on GPT-4o (best-of-4), VIGA achieves a total improvement score of 159.19, dou-

bling BlenderAlchemy’s score of 77.48. The improvements are especially pronounced on Task 1, where the one-shot baseline fails catastrophically due to poor spatial perception (PL: 48.16), while VIGA reduces the error significantly to 5.47. Crucially, the impact of memory is isolated on the long-horizon Task 3. Without state tracking, BlenderAlchemy struggles with compositional edits, yielding a low VLM Score of 0.56 (GPT-4o, best-of-4). In contrast, VIGA leverages structured memory to maintain cross-step consistency, boosting the VLM Score by +187.50%. On the weaker Qwen model (best-of-1), this gap further widens, with VIGA achieving a +251.56% gain in VLM Score on Task 3. This confirms that while memory-less iteration can handle simple edits, structured memory is indispensable for complex, compositional reasoning.

Visualization. Fig. 7 shows the agentic behavior of our Verifier agent when handling complex 3D editing tasks. The Verifier autonomously employs tools to locate target objects within the scene, examine their details, and compare them with the target image. This demonstrates that VIGA can effectively tackle 3D editing tasks involving viewpoint transformations.

5. Conclusion

We present VIGA, a VLM coding agent that realizes vision-as-inverse-graphics through a novel framework of interleaved multimodal reasoning. By iteratively switching between symbolic program synthesis and visual verification, VIGA grounds abstract spatial concepts into executable reality. This paradigm allows the agent to construct interpretable scene programs without fine-tuning, generalizing across 3D, 4D, and 2D tasks, while serving as a rigorous testbed for the spatial intelligence of foundation models. However, sustaining this cognitive loop remains challenging. Performance is currently bounded by the intrinsic capabilities of base VLMs and the fidelity of inspection tools, which can miss fine geometric details. Furthermore, long-horizon reasoning strains context windows, indicating a need for more sophisticated memory mechanisms. Despite these current limitations, we believe that as foundation models and generative tools (e.g., Meshy, Tripo, SAM-3D) evolve, this paradigm of interleaved analysis-by-synthesis will unlock progressively deeper visual understanding. Finally, the structured, execution-grounded data generated by VIGA holds significant promise for training the next generation of multimodal agents and robots.

Acknowledgment

We thank Junyi Zhang, Chenyang Wang, Qianqian Wang, Justin Kerr, and Tyler Bonnen for their fruitful discussion. We also thank Alexei Erfros and Jitendra Malik for their detailed feedback.

References

- [1] Rio Aguina-Kang, Maxim Gumin, Do Heon Han, Stewart Morris, Seung Jean Yoo, Aditya Ganeshan, R. Kenny Jones, Qiuhong Anna Wei, Kailiang Fu, and Daniel Ritchie. Open-universe indoor scene generation using llm program synthesis and uncurated object databases, 2024. 3
- [2] Google DeepMind / Google AI. Gemini 2.5 pro: A reasoning-optimized multimodal model, 2025. Model page. Retrieved from <https://deepmind.google/models/gemini/pro/>. 6, 1
- [3] Anthropic. Claude sonnet 4 (model id: claude-sonnet-4@20250514), 2025. Model card. Retrieved from <https://docs.cloud.google.com/vertex-ai/generative-ai/docs/partner-models/claude/sonnet-4>. 6, 1
- [4] Ruhana Azam, Aditya Vempaty, and Ashish Jagmohan. Reflection-based memory for web navigation agents, 2025. 3
- [5] Sambaran Bandyopadhyay, Himanshu Maheshwari, Anandhavelu Natarajan, and Apoorv Saxena. Enhancing presentation slide generation by LLMs with a multi-staged end-to-end approach. In *Proceedings of the 17th International Natural Language Generation Conference*, pages 222–229, Tokyo, Japan, 2024. Association for Computational Linguistics. 3
- [6] Boyuan Chen, Zhuo Xu, Sean Kirmani, Brain Ichter, Dorsa Sadigh, Leonidas Guibas, and Fei Xia. Spatialvlm: Endowing vision-language models with spatial reasoning capabilities. In *Proceedings of the IEEE/CVF Conference on Computer Vision and Pattern Recognition (CVPR)*, pages 14455–14465, 2024. 3
- [7] An-Chieh Cheng, Hongxu Yin, Yang Fu, Qiushan Guo, Ruihan Yang, Jan Kautz, Xiaolong Wang, and Sifei Liu. Spatial-rpt: Grounded spatial reasoning in vision-language models. In *NeurIPS*, 2024. 2, 3
- [8] Matt Deitke, Eli VanderBilt, Alvaro Herrasti, Luca Weihs, Jordi Salvador, Kiana Ehsani, Winson Han, Eric Kolve, Ali Farhadi, Aniruddha Kembhavi, and Roozbeh Mottaghi. ProcTHOR: Large-Scale Embodied AI Using Procedural Generation. In *NeurIPS*, 2022. Outstanding Paper Award. 3
- [9] Ananya Dey, Yichong Li, Peng Wang, and Yixuan Zhao. Fine-grained spatial and verbal losses for 3d visual grounding. In *Proceedings of the IEEE/CVF Winter Conference on Applications of Computer Vision (WACV)*, 2025. 2
- [10] Mohammed Munzer Dwedari, Matthias Niessner, and Zhenyu Chen. Generating context-aware natural answers for questions in 3d scenes. In *Proceedings of the British Machine Vision Conference (BMVC)*. BMVA Press, 2023. 3
- [11] Weixi Feng, Wanrong Zhu, Tsu-jui Fu, Varun Jampani, Arjun Akula, Xuehai He, Sugato Basu, Xin Eric Wang, and William Yang Wang. Layoutgpt: compositional visual planning and generation with large language models. In *Proceedings of the 37th International Conference on Neural Information Processing Systems*, Red Hook, NY, USA, 2023. Curran Associates Inc. 3
- [12] Jiaxin Ge, Sanjay Subramanian, Baifeng Shi, Roei Herzig, and Trevor Darrell. Recursive visual programming. In *Euro-*

- pean Conference on Computer Vision, pages 1–18. Springer, 2024. 3
- [13] Jiaxin Ge, Zora Zhiruo Wang, Xuhui Zhou, Yi-Hao Peng, Sanjay Subramanian, Qinyue Tan, Maarten Sap, Alane Suhr, Daniel Fried, Graham Neubig, et al. Autopresent: Designing structured visuals from scratch. In *Proceedings of the Computer Vision and Pattern Recognition Conference*, pages 2902–2911, 2025. 3, 6, 1
- [14] Yunqi Gu, Ian Huang, Jihyeon Je, Guandao Yang, and Leonidas Guibas. Blendergym: Benchmarking foundational model systems for graphics editing. In *Proceedings of the Computer Vision and Pattern Recognition Conference*, pages 18574–18583, 2025. 3, 6, 1
- [15] Sumit Gulwani, Oleksandr Polozov, and Rishabh Singh. Program synthesis. *Found. Trends Program. Lang.*, 4(1–2): 1–119, 2017. 3
- [16] Tanmay Gupta and Aniruddha Kembhavi. Visual programming: Compositional visual reasoning without training. In *Proceedings of the IEEE/CVF conference on computer vision and pattern recognition*, pages 14953–14962, 2023. 3
- [17] Junda He, Christoph Treude, and David Lo. Llm-based multi-agent systems for software engineering: Literature review, vision, and the road ahead. *ACM Trans. Softw. Eng. Methodol.*, 34(5), 2025. 3
- [18] Yining Hong, Haoyu Zhen, Peihao Chen, Shuhong Zheng, Yilun Du, Zhenfang Chen, and Chuang Gan. 3d1lm: Injecting the 3d world into large language models. In *Advances in Neural Information Processing Systems (NeurIPS)*, pages 20482–20494. Curran Associates, Inc., 2023. 3
- [19] Yushi Hu, Otilia Stretcu, Chun-Ta Lu, Krishnamurthy Viswanathan, Kenji Hata, Enming Luo, Ranjay Krishna, and Ariel Fuxman. Visual program distillation: Distilling tools and programmatic reasoning into vision-language models, 2023. 3
- [20] Ziniu Hu, Ahmet Iscen, Aashi Jain, Thomas Kipf, Yisong Yue, David A Ross, Cordelia Schmid, and Alireza Fathi. Scenecraft: An llm agent for synthesizing 3d scenes as blender code. In *Forty-first International Conference on Machine Learning*, 2024. 3
- [21] Ian Huang, Guandao Yang, and Leonidas Guibas. Blenderalchemy: Editing 3d graphics with vision-language models. In *European Conference on Computer Vision*, pages 297–314. Springer, 2024. 6
- [22] Hao Jiang, Yuxiang Ren, Yujia Liu, and Jie Li. Self-planning code generation with large language models. *ACM Transactions on Machine Learning Research*, 2024. 2
- [23] Milin Kodnongbua, Benjamin Jones, Maaz Bin Safeer Ahmad, Vladimir Kim, and Adriana Schulz. Reparamcad: Zero-shot cad re-parameterization for interactive manipulation. In *ACM SIGGRAPH Asia 2023 Conference Papers*, New York, NY, USA, 2023. ACM. 3
- [24] Jing Yu Koh, Robert Lo, Lawrence Jang, Vikram Duvvur, Ming Chong Lim, Po-Yu Huang, Graham Neubig, Shuyan Zhou, Ruslan Salakhutdinov, and Daniel Fried. Visualwebarena: Evaluating multimodal agents on realistic visual web tasks. In *ICLR 2024 Workshop on Large Language Model (LLM) Agents*, 2024. 3
- [25] Peter Kulits, Haiwen Feng, Weiyang Liu, Victoria Fernandez Abrevaya, and Michael J. Black. Re-thinking inverse graphics with large language models. *Transactions on Machine Learning Research*, 2024. 3
- [26] Tejas D. Kulkarni, Pushmeet Kohli, Joshua B. Tenenbaum, and Vikash Mansinghka. Picture: A probabilistic programming language for scene perception. In *Proceedings of the IEEE/CVF Conference on Computer Vision and Pattern Recognition (CVPR)*. IEEE Computer Society, 2015. 3
- [27] Lu Ling, Chen-Hsuan Lin, Tsung-Yi Lin, Yifan Ding, Yu Zeng, Yichen Sheng, Yunhao Ge, Ming-Yu Liu, Aniket Bera, and Zhao-shuo Li. Scenethesis: A language and vision agentic framework for 3d scene generation. *arXiv preprint arXiv:2505.02836*, 2025. 3, 7, 1
- [28] Başak Melis Öcal, Maxim Tatarchenko, Sezer Karaoğlu, and Theo Gevers. Sceneteller: Language-to-3d scene generation. In *Computer Vision – ECCV 2024: 18th European Conference, Milan, Italy, September 29–October 4, 2024, Proceedings, Part LXXXV*, page 362–378, Berlin, Heidelberg, 2024. Springer-Verlag. 3
- [29] OpenAI. Gpt-4o (“omni”): An autoregressive omni model for text, vision, audio and video, 2024. System Card. Retrieved from <https://cdn.openai.com/gpt-4o-system-card.pdf>. 6, 1
- [30] OpenAI. Gpt-5, 2025. Released August 7, 2025. 1
- [31] Yiming Qin, Zhu Xu, and Yang Liu. Apply hierarchical-chain-of-generation to complex attributes text-to-3d generation. *2025 IEEE/CVF Conference on Computer Vision and Pattern Recognition (CVPR)*, pages 18521–18530, 2025. 3
- [32] Yujia Qin, Yining Ye, Junjie Fang, Haoming Wang, Shihao Liang, Shizuo Tian, Junda Zhang, Jiahao Li, Yunxin Li, Shijue Huang, et al. Ui-tars: Pioneering automated gui interaction with native agents. *arXiv preprint arXiv:2501.12326*, 2025. 3
- [33] Alexander Raistrick, Lahav Lipson, Zeyu Ma, Lingjie Mei, Mingzhe Wang, Yiming Zuo, Karhan Kayan, Hongyu Wen, Beining Han, Yihan Wang, Alejandro Newell, Hei Law, Ankit Goyal, Kaiyu Yang, and Jia Deng. Infinite photorealistic worlds using procedural generation. In *Proceedings of the IEEE/CVF Conference on Computer Vision and Pattern Recognition*, pages 12630–12641, 2023. 3
- [34] Alexander Raistrick, Lingjie Mei, Karhan Kayan, David Yan, Yiming Zuo, Beining Han, Hongyu Wen, Meenal Parakh, Stamatios Alexandropoulos, Lahav Lipson, Zeyu Ma, and Jia Deng. Infinigen indoors: Photorealistic indoor scenes using procedural generation. In *Proceedings of the IEEE/CVF Conference on Computer Vision and Pattern Recognition (CVPR)*, pages 21783–21794, 2024. 3
- [35] Daniel Ritchie, Paul Guerrero, R. Kenny Jones, Niloy J. Mitra, Adriana Schulz, Karl D. D. Willis, and Jiajun Wu. Neurosymbolic models for computer graphics. *Computer Graphics Forum*, 42(2):545–568, 2023. 3
- [36] Lawrence G. Roberts. *Machine Perception of Three-Dimensional Solids*. PhD thesis, Massachusetts Institute of Technology, Cambridge, Massachusetts, USA, 1963. 2, 3
- [37] Sanjay Subramanian, Medhini Narasimhan, Kushal Khangaonkar, Kevin Yang, Arsha Nagrani, Cordelia

- Schmid, Andy Zeng, Trevor Darrell, and Dan Klein. Modular visual question answering via code generation. *arXiv preprint arXiv:2306.05392*, 2023. 2, 3
- [38] Chunyi Sun, Junlin Han, Weijian Deng, Xinlong Wang, Zishan Qin, and Stephen Gould. 3d-gpt: Procedural 3d modeling with large language models. In *2025 International Conference on 3D Vision (3DV)*, pages 1253–1263. IEEE, 2025. 3
- [39] Fan-Yun Sun, Weiyu Liu, Siyi Gu, Dylan Lim, Goutam Bhat, Federico Tombari, Manling Li, Nick Haber, and Jiajun Wu. Layoutvln: Differentiable optimization of 3d layout via vision-language models. In *Proceedings of the Computer Vision and Pattern Recognition Conference*, pages 29469–29478, 2025.
- [40] Fan-Yun Sun, Shengguang Wu, Christian Jacobsen, Thomas Yim, Haoming Zou, Alex Zook, Shangru Li, Yu-Hsin Chou, Ethem Can, Xunlei Wu, Clemens Eppner, Valts Blukis, Jonathan Tremblay, Jiajun Wu, Stan Birchfield, and Nick Haber. 3d-generalist: Self-improving vision-language-action models for crafting 3d worlds, 2025. 2, 3, 7, 1
- [41] Dídac Surís, Sachit Menon, and Carl Vondrick. Vipergpt: Visual inference via python execution for reasoning. In *Proceedings of the IEEE/CVF international conference on computer vision*, pages 11888–11898, 2023. 3
- [42] Mirac Suzgun, Mert Yuksekgonul, Federico Bianchi, Dan Jurafsky, and James Zou. Dynamic cheatsheet: Test-time learning with adaptive memory. *arXiv preprint arXiv:2504.07952*, 2025. 3
- [43] Wenxin Tang, Jingyu Xiao, Wenxuan Jiang, Xi Xiao, Yuhang Wang, Xuxin Tang, Qing Li, Yuehe Ma, Junliang Liu, Shisong Tang, and Michael R. Lyu. Slidecoder: Layout-aware rag-enhanced hierarchical slide generation from design, 2025. 3
- [44] Vali Tawosi, Keshav Ramani, Salwa Alamir, and Xiaomo Liu. Almas: an autonomous llm-based multi-agent software engineering framework, 2025. 3
- [45] Qwen Team. Qwen3-vl-8b-instruct: Vision-language model from the qwen3 series, 2025. Technical report. *arXiv:2505.09388*. 6
- [46] Feiyu Wang, Zhiyuan Zhao, Yuandong Liu, Da Zhang, Junyu Gao, Hao Sun, and Xuelong Li. Svgen: Interpretable vector graphics generation with large language models. In *Proceedings of the 33rd ACM International Conference on Multimedia*, page 9608–9617, New York, NY, USA, 2025. Association for Computing Machinery. 3
- [47] Jiayu Wang, Yifei Ming, Zhenmei Shi, Vibhav Vineet, Xin Wang, Yixuan Li, and Neel Joshi. Is a picture worth a thousand words? delving into spatial reasoning for vision language models. In *Proceedings of the 38th International Conference on Neural Information Processing Systems*, Red Hook, NY, USA, 2024. Curran Associates Inc. 3
- [48] Zora Zhiruo Wang, Jiayuan Mao, Daniel Fried, and Graham Neubig. Agent workflow memory. In *Forty-second International Conference on Machine Learning*, 2025. 3
- [49] Jiajun Wu, Joshua B Tenenbaum, and Pushmeet Kohli. Neural scene de-rendering. In *IEEE Conference on Computer Vision and Pattern Recognition (CVPR)*, 2017. 2, 3
- [50] Rong Wu, Wanchao Su, and Jing Liao. Chat2svg: Vector graphics generation with large language models and image diffusion models. *2025 IEEE/CVF Conference on Computer Vision and Pattern Recognition (CVPR)*, pages 23690–23700, 2024. 3
- [51] Tianbao Xie, Danyang Zhang, Jixuan Chen, Xiaochuan Li, Siheng Zhao, Ruisheng Cao, Toh Jing Hua, Zhoujun Cheng, Dongchan Shin, Fangyu Lei, Yitao Liu, Yiheng Xu, Shuyan Zhou, Silvio Savarese, Caiming Xiong, Victor Zhong, and Tao Yu. OSWorld: Benchmarking multimodal agents for open-ended tasks in real computer environments. In *The Thirty-eight Conference on Neural Information Processing Systems Datasets and Benchmarks Track*, 2024. 3
- [52] Ximing Xing, Juncheng Hu, Guotao Liang, Jing Zhang, Dong Xu, and Qian Yu. Empowering llms to understand and generate complex vector graphics. *arXiv preprint arXiv:2412.11102*, 2024. 3
- [53] Wujiang Xu, Zujie Liang, Kai Mei, Hang Gao, Juntao Tan, and Yongfeng Zhang. A-mem: Agentic memory for llm agents. In *Advances in Neural Information Processing Systems*, 2025. 3
- [54] Le Xue, Mingfei Gao, Chen Xing, Roberto Martín-Martín, Jiajun Wu, Caiming Xiong, Ran Xu, Juan Carlos Niebles, and Silvio Savarese. Ulip: Learning a unified representation of language, images, and point clouds for 3d understanding. In *Proceedings of the IEEE/CVF Conference on Computer Vision and Pattern Recognition (CVPR)*, pages 1179–1189. IEEE Computer Society, 2023. 3
- [55] John Yang, Carlos E Jimenez, Alexander Wettig, Kilian Lieret, Shunyu Yao, Karthik Narasimhan, and Ofir Press. Swe-agent: Agent-computer interfaces enable automated software engineering. *Advances in Neural Information Processing Systems*, 37:50528–50652, 2024. 3
- [56] Yiyang Yang, Wei Cheng, Sijin Chen, Xianfang Zeng, Jiaxu Zhang, Liao Wang, Gang Yu, Xingjun Ma, and Yu-Gang Jiang. Omnsvg: A unified scalable vector graphics generation model. *arXiv preprint arXiv:2504.06263*, 2025. 3
- [57] Shunyu Yao, Howard Chen, John Yang, and Karthik Narasimhan. Webshop: Towards scalable real-world web interaction with grounded language agents. *Advances in Neural Information Processing Systems*, 35:20744–20757, 2022. 3
- [58] Ye Ye. Task memory engine: Spatial memory for robust multi-step llm agents, 2025. 3
- [59] Kexin Yi, Jiajun Wu, Chuang Gan, Antonio Torralba, Pushmeet Kohli, and Josh Tenenbaum. Neural-symbolic vqa: Disentangling reasoning from vision and language understanding. In *Advances in Neural Information Processing Systems (NeurIPS) 31*, pages 1039–1050, 2018. 2
- [60] Hongxin Zhang, Weihua Du, Jiaming Shan, Qinhong Zhou, Yilun Du, Joshua B. Tenenbaum, Tianmin Shu, and Chuang Gan. Building cooperative embodied agents modularly with large language models. *arXiv preprint arXiv:2307.02485*, 2023. 3
- [61] Qizheng Zhang, Changran Hu, Shubhangi Upasani, Boyuan Ma, Fenglu Hong, Vamsidhar Kamanuru, Jay Rainton, Chen Wu, Mengmeng Ji, Hanchen Li, et al. Agentic context en-

- gineering: Evolving contexts for self-improving language models. *arXiv preprint arXiv:2510.04618*, 2025. [3](#)
- [62] Hao Zheng, Xinyan Guan, Hao Kong, Jia Zheng, Weixiang Zhou, Hongyu Lin, Yaojie Lu, Ben He, Xianpei Han, and Le Sun. Pptagent: Generating and evaluating presentations beyond text-to-slides. *arXiv preprint arXiv:2501.03936*, 2025. [3](#)
- [63] Mengqi Zhou, Yuxi Wang, Jun Hou, Shougao Zhang, Yiwei Li, Chuanchen Luo, Junran Peng, and Zhaoxiang Zhang. Scenex: procedural controllable large-scale scene generation. In *Proceedings of the Thirty-Ninth AAAI Conference on Artificial Intelligence and Thirty-Seventh Conference on Innovative Applications of Artificial Intelligence and Fifteenth Symposium on Educational Advances in Artificial Intelligence*. AAAI Press, 2025. [3](#)
- [64] Shuyan Zhou, Frank F Xu, Hao Zhu, Xuhui Zhou, Robert Lo, Abishek Sridhar, Xianyi Cheng, Tianyue Ou, Yonatan Bisk, Daniel Fried, et al. Webarena: A realistic web environment for building autonomous agents. *arXiv preprint arXiv:2307.13854*, 2023. [3](#)

Vision-as-Inverse-Graphics Agent via Interleaved Multimodal Reasoning

Supplementary Material

Table of Contents

| | |
|---------------------------------------|---|
| A Evaluation Settings | 1 |
| B More Results | 1 |
| C System Prompts | 1 |
| D Agent Tools | 2 |

A. Evaluation Settings

Quantitative Results. For the baseline (one-shot) setting, we prompt the VLMs by the appropriate system prompt in [13, 14] to make a fair comparison. For our setting, we set the `max_iterate_round=10` to prevent excessive iterations beyond budget. For each instance, the Generator agent will obtain a solution trajectory, which involves a set of candidate results. We further use a rule-based verification process to select the best candidate via CLIP score. For GPT, Claude, and Gemini models, we handle the tool-calling via `tool_calls` field in OpenAI library. For the Qwen model, we let the model directly output the JSON format tool-calling arguments to reduce the format errors.

Qualitative Results. We set the `context_window=12` and `max_iterate_round=100` to handle the complex scene reconstruction tasks. We use the most frontier GPT-5 [30] model as our base VLM. We find that Claude-Sonnet-4 [3] and Gemini-2.5-Pro [2] models are still able to complete the reconstruction-from-scratch task even with reduced reconstruction quality, but GPT-4o [29] model struggles with moving the camera to observe the whole scene, making it unable to complete most tasks.

B. More Results

Detailed Quantitative Results on BlenderGym and BlenderBench. We provide the full quantitative results for all evaluated models on BlenderGym (Tab. 5) and BlenderBench (Tab. 6). While the main text focused on GPT-4o and Qwen3-VL-8B as representative closed-source and open-source models, here we extend the evaluation to include Claude-Sonnet-4 and Gemini-2.5-Pro. All experiments follow the same setup as described in Sections 4.2 and 4.5, comparing our iterative framework against the one-shot baseline.

Analysis. As shown in both tables, the performance gains of VIGA are consistent across all model families. Notably,

on BlenderBench (Tab. 6), Gemini-1.5-Pro achieves a significant boost in Task 2 (Multi-step Editing), reducing the Photometric Loss from 10.14 to 1.99. Similarly, Claude-3.5-Sonnet demonstrates robust improvements in Task 1 (Camera Adjustment), where VIGA helps correct the camera pose errors that plague the one-shot baseline. These results reinforce our conclusion that the interleaved multimodal reasoning loop is a model-agnostic enhancement, capable of unlocking spatial reasoning capabilities across diverse VLM architectures.

C. System Prompts

Previous VLM-based procedural generation methods [13, 27, 40] rely on heavy prompt engineering to introduce task-level prior knowledge in the VLM. On the contrary, we use the one simple prompt structure for all the tasks we have, and only modify a few words (*e.g.*, 2D→3D) to adapt to different tasks.

For Generator:

[Role] You are StaticSceneGenerator — an expert, tool-driven agent that builds 3D static scenes from scratch. You will receive (a) an image describing the target scene and (b) an optional text description. Your goal is to reproduce the target 3D scene as faithfully as possible. You will also receive a procedural generation pipeline that you need to follow to generate the scene.

[Response Format] The task proceeds over multiple rounds. In each round, your response must be exactly one tool call with reasoning in the content field. If you would like to call multiple tools, you can call them one by one in the following turns. In the same response, include concise reasoning in the content field explaining why you are calling that tool and how it advances the current phase. Always return both the tool call and the content together in one response.

For Verifier:

[Role] You are StaticSceneVerifier — an expert reviewer of 3D static scenes. You will receive: (1) Description of the target scene, including (a) an image describing the target scene and (b) an optional text description about the target scene. In each following round, you will receive the current scene information, including (a) an overall description, object list, object relations, and spatial layout reproduction plan generated by the gener-

Table 5. Evaluation on BlenderGym. We report PL (Photometric Loss, lower is better) and N-CLIP (Negative-CLIP Score, lower is better).

| Model | Setting | Blend Shape | | Placement | | Geometry | | Lighting | | Material | | Impr. (%) |
|-----------------|----------|-------------|--------------|--------------|--------------|--------------|--------------|-------------|-------------|-------------|--------------|-----------|
| | | PL ↓ | N-CLIP ↓ | PL ↓ | N-CLIP ↓ | PL ↓ | N-CLIP ↓ | PL ↓ | N-CLIP ↓ | PL ↓ | N-CLIP ↓ | |
| GPT-4o | One-Shot | 7.94 | 19.96 | 11.86 | 29.31 | 18.12 | 24.91 | 2.06 | 2.17 | 8.78 | 15.25 | - |
| | VIGA | 6.70 | 16.70 | 9.89 | 26.87 | 11.82 | 15.76 | 1.43 | 1.41 | 6.11 | 9.39 | 26.88 |
| Claude-Sonnet-4 | One-Shot | 8.07 | 19.92 | 11.62 | 42.55 | 24.73 | 32.52 | 2.13 | 2.26 | 10.51 | 18.21 | - |
| | VIGA | 6.83 | 16.16 | 11.54 | 32.66 | 16.22 | 21.23 | 0.75 | 1.24 | 5.28 | 9.46 | 33.70 |
| Gemini-2.5-Pro | One-Shot | 7.01 | 17.62 | 12.39 | 37.83 | 30.73 | 39.97 | 1.95 | 2.42 | 9.28 | 15.33 | - |
| | VIGA | 7.62 | 11.73 | 10.63 | 21.11 | 9.84 | 9.71 | 0.94 | 1.15 | 2.15 | 4.96 | 47.36 |
| Qwen3-VL-8B | One-Shot | 7.76 | 21.78 | 14.10 | 41.44 | 11.65 | 14.02 | 12.12 | 12.30 | 9.83 | 17.16 | - |
| | VIGA | 13.51 | 27.07 | 10.07 | 28.12 | 9.15 | 12.24 | 2.33 | 2.58 | 6.43 | 11.53 | 22.64 |

Table 6. Evaluation on BlenderBench. We report PL (lower is better), N-CLIP (lower is better), and VLM Score (higher is better). Each model is evaluated under two settings: single generator (one-shot generation) and VIGA.

| Model | Setting | Task 1 | | | Task 2 | | | Task 3 | | | Impr. (%) |
|-----------------|----------|--------------|--------------|-------------|-------------|-------------|-------------|--------------|--------------|-------------|-----------|
| | | PL ↓ | N-CLIP ↓ | VLM ↑ | PL ↓ | N-CLIP ↓ | VLM ↑ | PL ↓ | N-CLIP ↓ | VLM ↑ | |
| GPT-4o | One-Shot | 48.16 | 64.17 | 0.58 | 7.36 | 7.12 | 2.75 | 30.14 | 38.69 | 0.25 | - |
| | VIGA | 8.56 | 18.19 | 1.44 | 5.11 | 4.33 | 3.58 | 14.51 | 17.91 | 1.53 | 113.96 |
| Claude-Sonnet-4 | One-Shot | 20.26 | 33.82 | 1.36 | 4.47 | 3.16 | 2.75 | 26.66 | 32.80 | 1.44 | - |
| | VIGA | 9.42 | 11.62 | 2.47 | 1.34 | 2.51 | 3.67 | 8.98 | 11.97 | 1.80 | 53.07 |
| Gemini-2.5-Pro | One-Shot | 40.65 | 49.57 | 1.75 | 10.14 | 13.00 | 2.78 | 31.66 | 39.89 | 0.64 | - |
| | VIGA | 17.77 | 20.58 | 2.33 | 1.99 | 3.64 | 3.75 | 27.41 | 30.97 | 0.66 | 41.12 |
| Qwen3-VL-8B | One-Shot | 60.82 | 78.16 | 0.28 | 33.14 | 37.51 | 1.61 | 22.81 | 22.98 | 1.25 | - |
| | VIGA | 10.54 | 17.27 | 1.31 | 3.85 | 3.34 | 3.33 | 11.35 | 6.86 | 2.25 | 112.79 |

ator. (b) the code edition in each round to reproduce the current scene step by step (including the thought, code edition and the full code), and (c) the current scene render(s) produced by the generator. Your task is to use tools to precisely and comprehensively analyze discrepancies between the current scene and the target, and to propose actionable next-step recommendations for the generator.

[Response Format] The task proceeds over multiple rounds. In each round, your response must be exactly one tool call with reasoning in the content field. If you would like to call multiple tools, you can call them one by one in the following turns. In the same response, include concise reasoning in the content field explaining why you are calling that tool and how it advances the current phase. Always return both the tool call and the content together in one response.

D. Agent Tools

Here we provide the full JSON Schema of all the tools provided to the agents.

For Generator:

```
1 "name": "execute_code",
```

```
2 "description": "Execute blender python code
   and trigger verifier evaluation.\nReturns either:\n(1) On error: detailed
   error information; or \n(2) On success:
   a clear render (you must add a camera
   in your code) and further modification
   suggestions from a separate verifier
   agent.",
3 "parameters": {
4   "thought": {
5     "type": "string",
6     "description": "Think step by step
       about the current scene and
       reason about what code to write
       next. Describe your reasoning
       process clearly."
7   },
8   "code_diff": {
9     "type": "string",
10    "description": "Before outputting
        the final code, precisely list
        the line-level edits you will
        make. Use this minimal diff-like
        format ONLY:\n\n-: [lines to
        remove]\n+: [lines to add]\n\nRules:\n1) Show only the
```

```

smallest necessary edits (avoid
unrelated changes).\n2) Keep
ordering: list removals first,
then additions.\n3) Do not
include commentary here-only the
edit blocks.\n4) If starting
from scratch, use '-: []' and
put all new lines under '+:
[...]'\n5) Every line is a
literal code line (no markdown,
no fences)."
11 },
12 "code": {
13     "type": "string",
14     "description": "Provide the
        COMPLETE, UPDATED Blender Python
        code AFTER applying the edits
        listed in 'code_diff'. The full
        code must include both the
        modified lines and the unchanged
        lines to ensure a coherent,
        runnable script."
15 }
16 }
17 "required": ["thought", "code_diff", "code"]

1 "name": "get_scene_info",
2 "description": "Get the scene information
    including objects, materials, lights,
    and cameras. This tool provides detailed
    information about the current state of
    the Blender scene, which can be used to
    understand what objects exist and their
    properties.",
3 "parameters": {}

1 "name": "end_process",
2 "description": "No-op tool used to indicate
    the process should end. If the scene
    has no remaining issues, stop making
    changes and call this tool.",
3 "parameters": {}

1 "name": "make_plan",
2 "description": "From the given inputs,
    imagine and articulate the scene in
    detail. This tool does not return new
    information. It stores your detailed
    description as your own plan to guide
    subsequent actions. You must call this
    tool first.",
3 "parameters": {
4     "overall_description": {
5         "type": "string",
6         "description": "A thorough,
            comprehensive depiction of the
            entire scene.\nExample (Simple

```

```

Room - Overall Description): \"A
    compact, modern study room
    measuring 4.0 m (X) x 3.0 m (Y)
    x 2.8 m (Z), with the world
    origin at the center of the
    floor. Walls are matte white (
    slightly warm); the floor is
    light-gray concrete with subtle
    roughness; the ceiling is white.
    The +Y side is the 'north wall',
    -Y is 'south', +X is 'east',
    -X is 'west'. A single
    rectangular window (1.2 m x 1.0
    m) is centered on the west wall
    (X = -2.0 m plane), sill height
    0.9 m from the floor, with a
    thin black metal frame and
    frosted glass that softly
    diffuses daylight. Primary
    furniture: a medium-tone oak
    desk against the north wall, a
    simple black task chair, a slim
    floor lamp to the desk's right,
    and a low potted plant softening
    the corner. A framed A2 poster
    hangs above the desk, and a 1.6
    m x 1.0 m flat-woven rug (light
    beige) sits beneath the desk
    area. Lighting combines soft
    daylight from the window with a
    warm key from the floor lamp;
    the ambience is calm, minimal,
    and functional.\"\"

7 },
8 "detailed_plan": {
9     "type": "string",
10    "description": "Consider a detailed
        plan for scene construction.
        This plan should follow this
        format:\n1. Preparation Stage:
        Use the appropriate tool to
        generate and download the
        necessary 3D assets, which are
        typically complex objects that
        cannot be constructed using
        basic geometry.\n2. Rough Stage:
        Establish the global layout and
        basic environment components,
        including the floor, walls or
        background, camera, and main
        light source.\n3. Intermediate
        Stage: Import the downloaded
        objects into the scene,
        adjusting their positions,
        scales, and orientations to
        align with the global layout.
        Construct any missing objects
        using basic geometry.\n4.

```

```

    Refinement Stage: Refine details
    , enhance materials, add
    auxiliary lights and props, and
    make precise local adjustments
    to enhance realism and accuracy
    ."
11 }
12 },
13 "required": ["overall_description", "
    detailed_plan"]

1 "name": "get_better_object",
2 "description": "Generate high-quality 3D
    assets, download them locally, and
    provide their paths for later use. The
    textures, materials, and finishes of
    these objects are already high-quality
    with fine-grained detail; please do not
    repaint them. If you do, you will need
    to re-import the object.",
3 "parameters": {
4     "thought": {
5         "type": "string",
6         "description": "Think about the
            object you want to download.
            Consider the overall description
            of the scene and the detailed
            plan for scene construction."
7     },
8     "object_name": {
9         "type": "string",
10        "description": "The name of the
            object to download. For example,
            'chair', 'table', 'lamp', etc."
11    },
12    "reference_type": {
13        "type": "string",
14        "enum": ["text", "image"],
15        "description": "The type of
            generation reference. If the
            target 3D asset in the reference
            image is clear and unobstructed
            , use reference_type=\"image\".
            Otherwise, use reference_type=\"
            text\"."
16    },
17    "object_description": {
18        "type": "string",
19        "description": "If you use
            reference_type=\"text\", you
            must provide a detailed
            description of the object to
            download."
20    },
21    "rig_and_animate": {
22        "type": "boolean",
23        "description": "Whether to rig and
            animate the downloaded asset."

```

```

    True for dynamic scene, False
    for static scene"
24 },
25 "action_description": {
26     "type": "string",
27     "description": "If you use
        rig_and_animate=True, you must
        provide a description of the
        action to apply to the
        downloaded asset. Only input
        verbs here, e.g. walk, run, jump
        , etc."
28 }
29 },
30 "required": ["thought", "object_name"]

```

For Verifier:

```

1 "name": "initialize_viewpoint",
2 "description": "Adds a viewpoint to observe
    the listed objects. The viewpoints are
    added to the four corners of the
    bounding box of the listed objects. This
    tool returns the positions and
    rotations of the four viewpoint cameras,
    as well as the rendered images of the
    four cameras. You can use these
    information to set the camera to a good
    initial position and orientation.",
3 "parameters": {
4     "object_names": {
5         "type": "array",
6         "description": "The names of the
            objects to observe. Objects must
            exist in the scene (you can
            check the scene information to
            see if they exist). If you want
            to observe the whole scene, you
            can pass an empty list.",
7     "items": {
8         "type": "string",
9         "description": "The name of the
            object to observe."
10    }
11 }
12 },
13 "required": ["object_names"]

1 "name": "set_camera",
2 "description": "Set the current active
    camera to the given location and
    rotation",
3 "parameters": {
4     "location": {
5         "type": "array",
6         "description": "The location of the
            camera (in world coordinates)",
7     "items": {
8         "type": "number",

```



```

9         "description": "The location of
            the camera (in world
            coordinates)"
10     },
11 },
12 "rotation_euler": {
13     "type": "array",
14     "description": "The rotation of the
            camera (in euler angles)",
15     "items": {
16         "type": "number",
17         "description": "The rotation of
            the camera (in euler angles
            )"
18     }
19 },
20 },
21 "required": ["location", "rotation_euler"]

1 "name": "investigate",
2 "description": "Investigate the scene by
    the current camera. You can zoom, move,
    and focus on the object you want to
    investigate.",
3 "parameters": {
4     "operation": {
5         "type": "string",
6         "enum": ["zoom", "move", "focus"],
7         "description": "The operation to
            perform."},
8     "object_name": {
9         "type": "string",
10        "description": "If the operation is
            focus, you need to provide the
            name of the object to focus on.
            The object must exist in the
            scene."
11    },
12    "direction": {
13        "type": "string",
14        "enum": ["up", "down", "left", "
            right", "in", "out"],
15        "description": "If the operation is
            move or zoom, you need to
            provide the direction to move or
            zoom."
16    }
17 },
18 "required": ["operation"]

1 "name": "set_visibility",
2 "description": "Set the visibility of the
    objects in the scene. You can decide to
    show or hide the objects. You do not
    need to mention all the objects here,
    the objects you do not metioned will
    keep their original visibility.",
3 "parameters": {

```

```

4     "show_objects": {
5         "type": "array",
6         "description": "The names of the
            objects to show. Objects must
            exist in the scene.",
7         "items": {
8             "type": "string",
9             "description": "The name of the
            object to show."
10        }
11    },
12    "hide_objects": {
13        "type": "array",
14        "description": "The names of the
            objects to hide. Objects must
            exist in the scene.",
15        "items": {
16            "type": "string",
17            "description": "The name of the
            object to hide."
18        }
19    },
20 },
21 "required": ["show_objects", "hide_objects
    "]

1 "name": "set_keyframe",
2 "description": "Set the scene to a specific
    frame number for observation",
3 "parameters": {
4     "frame_number": {
5         "type": "integer",
6         "description": "The specific frame
            number to set the scene to."
7     }
8 },
9 "required": ["frame_number"]

1 "name": "get_scene_info",
2 "description": "Get the scene information",
3 "parameters": {}

1 "name": "end_process",
2 "description": "If you think your
    observations are sufficient, call the
    tool to end the process and output the
    answer.",
3 "parameters": {
4     "visual_difference": {
5         "type": "string",
6         "description": "Visual difference
            between the current scene and
            the target scene. You can answer
            from the following four aspects
            :\n1) Camera\n- If the generator
            's camera choice is poor (
            occlusions, missing key objects,
            suboptimal angle), use

```

```

    setup_camera and investigate to find a better viewpoint.\n-
    Provide the exact observer camera coordinates and orientation as part of your
    edit_suggestion so the generator can replicate or adapt them.\n2
  ) Objects\n- Verify that all key objects in the target image exist in the current scene.\n-
  If objects are missing or extraneous, recommend additions or removals and specify whether
  to generate a new asset or duplicate an existing one.\n- If a present object diverges
  materially from the target (e.g ., target chair is black but current chair is white),
  recommend replacement or material edits as appropriate.\n
  3) Layout\n- Check whether spatial layout matches the target.\n- If not, recommend
  concrete transforms (move/rotate /scale) and, when possible, indicate relative or absolute
  adjustments (e.g., "move desk 0.3 m toward +Y," "rotate lamp -15 degrees around Z").\n4)
  Environment\n- Assess background , lighting direction/intensity, and overall ambience.\n- If
  these do not match the target, recommend changes (e.g., environment map, key/fill/rim
  balance, wall/floor backdrop corrections).\n5) Animation ( only required in dynamic mode)\n
  - Assess whether animated objects exhibit correct motion; verify inter-object interactions
  (e.g., contact timing, grasp/kick/hold), per-frame physical plausibility, and whether the
  overall keyframe sequence satisfies the intended action.\n
  - Use set_key_frame to inspect critical frames; reference exact frame indices from the scene
  metadata in your suggestions."
},
"edit_suggestion": {
  "type": "string",
  "description": "Edit suggestion for the current scene. Refer to the visual difference to propose the edit suggestion."
}
"required": ["visual_difference", "edit_suggestion"]

```