

Soft Bayesian Context Tree Models for Real-Valued Time Series

Shota Saito
Faculty of Informatics
Gunma University
Gunma, Japan
shota.s@gunma-u.ac.jp

Yuta Nakahara
Center for Data Science
Waseda University
Tokyo, Japan
y.nakahara@waseda.jp

Toshiyasu Matsushima
Department of Applied Mathematics
Waseda University
Tokyo, Japan
toshimat@waseda.jp

Abstract—This paper proposes the soft Bayesian context tree model (Soft-BCT), which is a novel BCT model for real-valued time series. The Soft-BCT considers soft (probabilistic) splits of the context space, instead of hard (deterministic) splits of the context space as in the previous BCT for real-valued time series. A learning algorithm of the Soft-BCT is proposed based on the variational inference. For some real-world datasets, the Soft-BCT demonstrates almost the same or superior performance to the previous BCT.

Index Terms—Bayesian context tree models, real-valued time series, variational inference

I. INTRODUCTION

In the ISIT’93 paper [1] and later in the seminal paper [2], Willems et al. proposed the context tree weighting (CTW) method. Since the work of Willems et al., the CTW method has been extended and studied in various contexts, including the CTW method for an infinite depth context tree [3], context tree model estimation based on MDL criteria [4], [5], estimation of the secrecy-rate of physical unclonable functions (PUFs) [6], classification for discrete time series [7], and entropy estimation for discrete time series [5], [8], etc.

It has been pointed out that the CTW method can be interpreted from a Bayesian viewpoint. In order to aid the initial discussion, we introduce some definitions. These definitions are used only in Section I, and we formally state the definitions in Section II. Let $\mathcal{T}(D)$ denote the set of all context tree models with maximum depth D . Let $T \in \mathcal{T}(D)$ denote a context tree model and θ_T denote a parameter of T (i.e., θ_T is a vector consisting of occurrence probabilities of each symbol under a context tree model T). From a Bayesian viewpoint, there are two perspectives:

- (i) θ_T is assumed to be a random variable, and a prior distribution $p(\theta_T; T)$ is assumed.
- (ii) Not only θ_T but also T is assumed to be a random variable, and prior distributions $p(T)$ and $p(\theta_T|T)$ are assumed.¹

In [2], Willems et al. mentioned that the estimated probability, which is a component of the CTW method and known

as the KT-estimator, is obtained by assuming $p(\theta_T; T)$ as a Dirichlet distribution.

In the ISIT’94 paper [9], Matsushima and Hirasawa considered both $p(T)$ and $p(\theta_T|T)$, and reformulated the CTW method from the viewpoint of the Bayes decision theory. The universal source code designed by the Bayes decision theory is called the Bayes code [10]. There are two types of the Bayes code: one is the non-predictive Bayes code that computes the joint (or block) coding probability $p(x^n)$ given as

$$p(x^n) = \sum_{T \in \mathcal{T}(D)} p(T) \int p(\theta_T|T) p(x^n|\theta_T, T) d\theta_T, \quad (1)$$

and the other is the predictive Bayes code that computes the predictive coding probability (or the *posterior predictive distribution*) $p(x_{n+1}|x^n)$ given as

$$p(x_{n+1}|x^n) = \sum_{T \in \mathcal{T}(D)} p(T|x^n) \times \int p(\theta_T|T, x^n) p(x_{n+1}|x^n, \theta_T, T) d\theta_T, \quad (2)$$

where $x^n = x_1 x_2 \dots x_n$ denotes a source sequence (a discrete-valued time series) of length n . The CTW method can be viewed as a special version of the non-predictive Bayes code.

In the ISSPIT’07 paper [11], Matsushima and Hirasawa proposed a special prior distribution $p(T)$ (see (6)) and showed that (2) can be computed exactly (i.e., without any approximation) and efficiently (i.e., the computational cost is linear to the length of the sequence). Note that the CTW method computes the joint coding probability $p(x^n)$ and calculates the predictive coding probability by $p(x_{n+1}|x^n) = p(x^{n+1})/p(x^n)$, while Matsushima and Hirasawa [11] directly compute (2). In the ISIT’09 paper [12], the algorithm of [11] was extended to an infinite depth context tree model, and the exact and efficient (in terms of both time complexity and space complexity) calculation of (2) was proposed. Moreover, Matsushima et al. applied these ideas to various problems (e.g., [13]–[21]), and performed the theoretical analyses for (1) and (2) in various settings (e.g., [22]–[27]).

Recently, in the ISIT’21 paper [28] and later in [29], Kontoyiannis et al. revisited a similar Bayesian interpretation. They proposed the Bayesian context tree (BCT) framework.

¹To distinguish the perspectives (i) and (ii), we denote $p(\theta_T; T)$ when T is not a random variable and $p(\theta_T|T)$ when T is a random variable. Some papers call the context tree model with $p(T)$ and $p(\theta_T|T)$ “Bayesian context tree” (see Remark 1).

Kontoyiannis et al. have actively applied the BCT framework to various problems, e.g., maximum posterior probability (MAP) estimation for context tree models [29], change point detection [30], posterior distribution of the BCT [31], [32], entropy estimation [33], theoretical analyses for the BCT [34], and the BCT model for real-valued time series [35], [36].

Of particular interest to our current study is the BCT model for real-valued time series by Papageorgiou and Kontoyiannis [35], [36]. In these previous studies, they used the quantisers from \mathbb{R} to a finite alphabet in order to produce a discrete context. Then, the discrete context follows a deterministic path down the context tree, i.e., the context space divides deterministically. Therefore, the BCT model in [35], [36] is restricted by *hard* splits of the context space. In this study, on the other hand, we consider *soft* (probabilistic) splits of the context space. This is a similar idea of a soft decision tree in machine learning (e.g., [37], [38, Chapter 14]). As we will describe in Section II, our soft Bayesian context tree model (Soft-BCT) is a generalized and more flexible model than the BCT-AR model in [35], [36].

We propose a learning method for the Soft-BCT by using variational inference. The results of simulation experiments show that the Soft-BCT demonstrates almost the same or superior performance to BCT-AR for some real-world datasets.

Remark 1. In [29], the Bayesian context tree is defined as follows (see the first paragraph of Section 1.1 in [29]): “We refer to the models in $\mathcal{T}(D)$ equipped with this prior structure as Bayesian context trees (BCT)”. As described above, the Bayesian context tree in this sense was considered in Matsushima and Hirasawa [9], [11], [12], although they did not use the terminology “Bayesian context tree.”

II. SOFT BAYESIAN CONTEXT TREE MODEL

This section explains our proposed model: the *soft Bayesian context tree model* (Soft-BCT). Specifically, Section II-A describes a data generative model and Section II-B explains prior distributions. The graphical model in Fig. 1 will be useful for understanding our model.

A. Data generative model

1) *Soft splits of context space:* Let T_{\max} be an M -ary perfect rooted tree with the root node s_λ and the depth D_{\max} , where $M \in \mathbb{N}$ and $D_{\max} \in \mathbb{N}$ are known constants. For T_{\max} , let \mathcal{I}_{\max} (resp. \mathcal{L}_{\max}) denote a set of all inner nodes (resp. leaf nodes) of T_{\max} , and $\mathcal{S}_{\max} := \mathcal{I}_{\max} \cup \mathcal{L}_{\max}$. For a node $s \in \mathcal{S}_{\max}$, $d_s \in \{0, 1, \dots, D_{\max}\}$ denotes the depth of s . For $m \in \{1, 2, \dots, M\}$, s_m denotes an m -th child node of s . The notation $s' \preceq s$ means that s' is an ancestor node of s or s' equals s . If we use the notation $s' \prec s$, we do not include the case where s' equals s . $\text{Ch}(s)$ denotes the set of all child nodes of s .

We define a matrix indicating a context at time $t \in \{1, 2, \dots, n\}$ by

$$U_t = [\mathbf{u}_{t,0}, \mathbf{u}_{t,1}, \dots, \mathbf{u}_{t,D_{\max}-1}]^\top \in \{0, 1\}^{D_{\max} \times M},$$

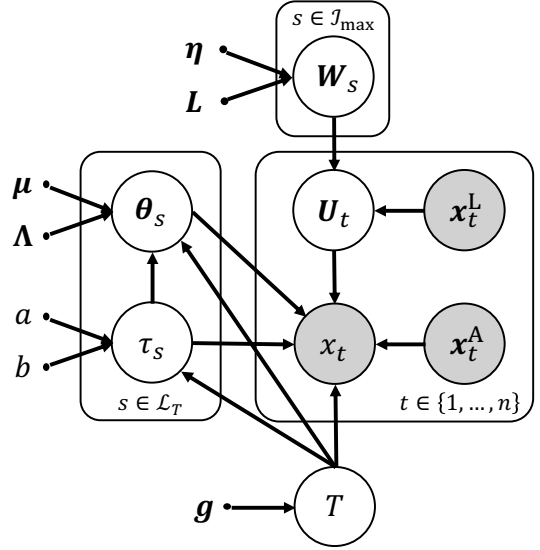


Fig. 1. The graphical model of our proposed model. We denote observed variables by shading the corresponding nodes.

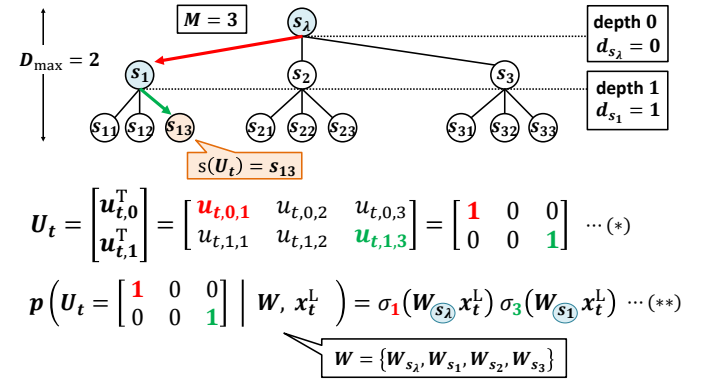


Fig. 2. An example of U_t .

where $\mathbf{u}_{t,d}^\top = [u_{t,d,1}, u_{t,d,2}, \dots, u_{t,d,M}]$ is an M -dimensional one-hot vector (i.e., one of the elements equals 1 and all remaining elements equal 0), and $u_{t,d,m} = 1$ indicates a path to an m -th child node at the branch of depth d (see Fig. 2).

The probability distribution of U_t is defined as

$$p(U_t | \mathbf{W}, \mathbf{x}_t^L) = \prod_{s \in \mathcal{I}_{\max}} \prod_{m=1}^M \sigma_m(\mathbf{W}_s \mathbf{x}_t^L)^{I\{s_m \preceq s(U_t)\}}, \quad (3)$$

where

- $\mathbf{x}_t^L := [1, x_{t-1}, x_{t-2}, \dots, x_{t-J}]^\top \in \mathbb{R}^{J+1}$, where $J \in \mathbb{N}$ is a known constant and “L” of \mathbf{x}_t^L stands for logistic regression;
- $\mathbf{W}_s \in \mathbb{R}^{M \times (J+1)}$ is a coefficient of a logistic regression model, and $\mathbf{W} := \{\mathbf{W}_s\}_{s \in \mathcal{I}_{\max}}$. We assume a prior distribution $p(\mathbf{W})$ (see (5));
- $\sigma_m(\cdot)$ is an m -th component of the softmax function, i.e., for an M -dimensional vector $\mathbf{v} = [v_1, v_2, \dots, v_M]^\top \in \mathbb{R}^M$, $\sigma_m(\mathbf{v}) := \exp\{v_m\} / \sum_{i=1}^M \exp\{v_i\}$;
- $I\{\cdot\}$ is the indicator function;

- $s(U_t)$ is the leaf node of T_{\max} determined by U_t . Note that $s(U_t) \in \mathcal{L}_{\max}$.

We illustrate (3) in the following example.

Example 1. As shown in Fig. 2, let T_{\max} be the perfect rooted tree with $D_{\max} = 2$ and $M = 3$. Consider the path in red and green. Then, the matrix U_t corresponding to this path is given by (*) in Fig. 2, and $s(U_t) = s_{13}$. Moreover, the probability of this U_t is given by (**) in Fig. 2.

2) *Data generative model of real-valued time series:* We define \mathcal{T} as the set of all regular² rooted sub-trees of T_{\max} whose root node is s_λ . For $T \in \mathcal{T}$, we assume a prior distribution $p(T)$ (see (6)). The set of leaf nodes of T is denoted by \mathcal{L}_T . Each leaf node $s \in \mathcal{L}_T$ has parameters $\theta_s \in \mathbb{R}^{K+1}$ and $\tau_s \in \mathbb{R}_{>0}$, where $K \in \mathbb{N}$ is a known constant, and we denote a collection of these parameters by $\theta := \{\theta_s\}_{s \in \mathcal{L}_T}$ and $\tau := \{\tau_s\}_{s \in \mathcal{L}_T}$. The details of these parameters will be explained shortly.

Given $x^{t-1} = x_1 x_2 \dots x_{t-1}$, the probability distribution of x_t is defined as

$$p(x_t | x^{t-1}, U_t, \theta, \tau, T) = \prod_{s \in \mathcal{L}_T} \mathcal{N}\left(x_t \middle| (x_t^A)^\top \theta_s, \tau_s^{-1}\right)^{I\{s \leq s(U_t)\}}, \quad (4)$$

where

- $\mathcal{N}(\cdot | \mu, \sigma^2)$ denotes a probability density function of Gaussian distribution with mean μ and variance σ^2 ;
- $x_t^A := [1, x_{t-1}, x_{t-2}, \dots, x_{t-K}]^\top \in \mathbb{R}^{K+1}$, where “A” of x_t^A stands for autoregressive model;
- $\theta_s \in \mathbb{R}^{K+1}$ is a coefficient and $\tau_s \in \mathbb{R}_{>0}$ is a precision (inverse of variance) of the autoregressive model. We assume prior distributions of these parameters (see (7)).

B. Prior distributions

Let $w_{s,m}^\top$ be a $(J+1)$ -dimensional row vector corresponding to the m -th row of W_s . Then, the prior distribution of $W = \{W_s\}_{s \in \mathcal{L}_{\max}}$ is defined as

$$p(W) = \prod_{s \in \mathcal{L}_{\max}} \prod_{m=1}^M \mathcal{N}(w_{s,m} | \eta_m, L^{-1}), \quad (5)$$

where $\eta_m \in \mathbb{R}^{J+1}$ is the mean and $L \in \mathbb{R}^{(J+1) \times (J+1)}$ is the symmetric positive definite precision matrix.

The prior distribution of $T \in \mathcal{T}$ is defined as

$$p(T) = \left(\prod_{s \in \mathcal{L}_T} g_s \right) \left(\prod_{s \in \mathcal{L}_T} (1 - g_s) \right), \quad (6)$$

where \mathcal{L}_T (resp. \mathcal{L}_T) is the set of all inner nodes (resp. leaf nodes) of T ; $g_s \in [0, 1]$ is a hyperparameter on $s \in \mathcal{S}_{\max}$; we assume that $g_s = 0$ for $s \in \mathcal{L}_{\max}$.

Remark 2. The prior in (6) was introduced by [11], [12], and the properties of (6), e.g., $\sum_{T \in \mathcal{T}} p(T) = 1$, were summarized in [39]. After these papers, (6) was revisited by

[31], [32]. In [35], [36], a similar prior as in (6) was used, and the parameter β in [35], [36] corresponds to $1 - g_s$ in (6).

Given $T \in \mathcal{T}$, the prior distribution of $\theta = \{\theta_s\}_{s \in \mathcal{L}_T}$ and $\tau = \{\tau_s\}_{s \in \mathcal{L}_T}$ is defined as

$$p(\theta, \tau | T) = \prod_{s \in \mathcal{L}_T} \mathcal{N}(\theta_s | \mu, (\tau_s \Lambda)^{-1}) \text{Gam}(\tau_s | a, b), \quad (7)$$

where $\mu \in \mathbb{R}^{K+1}$ is the mean and $\Lambda \in \mathbb{R}^{(K+1) \times (K+1)}$ is the symmetric positive definite precision matrix; $\text{Gam}(\cdot | a, b)$ denotes the probability density function of Gamma distribution with parameters $a, b \in \mathbb{R}_{>0}$.

Remark 3. The Soft-BCT model reduces to the soft version of the BCT-AR model in [35], [36] when $D_{\max} = J$ and $w_{s,m}^\top = [w_{s,m,1}, 0, \dots, 0, w_{s,m,d_s+2}, 0, \dots, 0]$. Also, note that the previous BCT-AR model in [35], [36] uses the same thresholds at all nodes, while our model can use different thresholds at each node.

III. VARIATIONAL INFERENCE OF SOFT-BCT

A. Problem setup

Let $\mathbf{x} := [x_1, x_2, \dots, x_n]^\top \in \mathbb{R}^n$ denote a real-valued time series data. Also, let $U := \{U_t\}_{t=1}^n$. We estimate U, T, θ, τ , and W from \mathbf{x} . When we assume the 0-1 loss, the optimal decision based on the statistical decision theory is given by MAP (maximum posterior) estimation for (U, T, θ, τ, W) (see, e.g., [40]). Therefore, our goal is to derive a posterior distribution of (U, T, θ, τ, W) given \mathbf{x} .³

However, it is difficult to find an analytical solution of the posterior distribution $p(U, T, \theta, \tau, W | \mathbf{x})$. Hence, we use a technique of variational inference to approximate the posterior distribution.

Remark 4. When $M = 2$, we can calculate an approximate posterior distribution of (U, T, θ, τ, W) by using local variational methods [38]. When $M > 2$, however, it is difficult to derive a posterior distribution of W because an efficient variational inference method is not known for a multiclass logistic regression model. In this study, we use a MAP estimator of W . Given W , we can derive an approximate posterior distribution of (U, T, θ, τ) .

B. Variational inference

Given W , we approximate the joint posterior distribution $p(U, T, \theta, \tau | \mathbf{x}, W)$ by variational distribution $q(U, T, \theta, \tau)$, which satisfies the factorization property: $q(U, T, \theta, \tau) = q(U)q(T, \theta, \tau)$.

It is known (e.g., [38]) that minimizing the Kullback-Leibler divergence between $q(U, T, \theta, \tau)$ and $p(U, T, \theta, \tau | \mathbf{x}, W)$ is equivalent to maximizing the variational lower bound $\text{VL}(q; W)$:

$$\text{VL}(q; W) := \mathbb{E}_{q(U, T, \theta, \tau)} \left[\ln \frac{p(\mathbf{x}, U, T, \theta, \tau | W)}{q(U, T, \theta, \tau)} \right].$$

³Strictly speaking, an initial context $x_{1-\max\{J, K\}}, \dots, x_0$ is also given together with \mathbf{x} .

²All the nodes have either exactly M children or no children.

Moreover, it is also known (e.g., [38]) that the optimal variational distribution satisfies

$$\ln q^*(\mathbf{U}) = \mathbb{E}_{q(T, \boldsymbol{\theta}, \boldsymbol{\tau})} [\ln p(\mathbf{x}, \mathbf{U}, T, \boldsymbol{\theta}, \boldsymbol{\tau} | \mathbf{W})] + \text{const.}, \quad (8)$$

$$\ln q^*(T, \boldsymbol{\theta}, \boldsymbol{\tau}) = \mathbb{E}_{q(\mathbf{U})} [\ln p(\mathbf{x}, \mathbf{U}, T, \boldsymbol{\theta}, \boldsymbol{\tau} | \mathbf{W})] + \text{const.} \quad (9)$$

Simultaneously, we calculate

$$\mathbf{W}^* := \arg \max_{\mathbf{W}} \{ \text{VL}(q; \mathbf{W}) + \ln p(\mathbf{W}) \}. \quad (10)$$

The estimator given by (10) can be seen as an approximate MAP estimator of \mathbf{W} (e.g., [38, Chapters 9 and 10]). For Bayesian context tree models, a similar technique as in (10) was used in our previous study [41].

However, $q^*(\mathbf{U})$, $q^*(T, \boldsymbol{\theta}, \boldsymbol{\tau})$, and \mathbf{W}^* depend on each other. Therefore, we update them in turn from an initial value until convergence. We show the update formula of (8) and (9) in Section III-C and the update formula of (10) in Section III-D.

C. Update formula of (8) and (9)

The update formula of $q^*(\mathbf{U})$ is given by Proposition 1, which follows from Lemmas 1 and 3 in Appendix.

Proposition 1. *The posterior $q^*(\mathbf{U})$ can be factorized as $q^*(\mathbf{U}) = \prod_{t=1}^n q^*(\mathbf{U}_t)$, and each $q^*(\mathbf{U}_t)$ is*

$$q^*(\mathbf{U}_t) = \prod_{s \in \mathcal{I}_{\max}} \prod_{m=1}^M (\pi'_{t,s,s_m})^{I_{\{s_m \leq s(\mathbf{U}_t)\}}},$$

where $\pi'_{t,s,s_m} := \rho_{t,s,s_m} / \sum_{m=1}^M \rho_{t,s,s_m}$, and ρ_{t,s,s_m} is given as

$$\ln \rho_{t,s,s_m} := \begin{cases} \ln \sigma_m(\mathbf{W}_s \mathbf{x}_t^{\text{L}}) + (\star) \\ + \ln \sum_{s_{\text{ch}} \in \text{Ch}(s_m)} \rho_{t,s_m,s_{\text{ch}}}, & s_m \in \mathcal{I}_{\max}, \\ \ln \sigma_m(\mathbf{W}_s \mathbf{x}_t^{\text{L}}) + (\star), & s_m \in \mathcal{L}_{\max}, \end{cases}$$

and (\star) is given as

$$\begin{aligned} (\star) &= \frac{1}{2}(1 - g'_{s_m}) \left(\prod_{\tilde{s} \prec s_m} g'_s \right) \left\{ (-\ln 2\pi + \psi(a'_{s_m}) - \ln b'_{s_m}) \right. \\ &\quad \left. - \frac{a'_{s_m}}{b'_{s_m}} (x_t - (\mathbf{x}_t^{\text{A}})^{\top} \boldsymbol{\mu}'_{s_m})^2 - (\mathbf{x}_t^{\text{A}})^{\top} (\boldsymbol{\Lambda}'_{s_m})^{-1} (\mathbf{x}_t^{\text{A}}) \right\}, \end{aligned} \quad (11)$$

where $\psi(\cdot)$ denotes the digamma function and $\boldsymbol{\Lambda}'_{s_m}$, $\boldsymbol{\mu}'_{s_m}$, a'_{s_m} , b'_{s_m} , g'_{s_m} are given as in (12), (13), (14), (15), (16), respectively.

Next, we show the update formula of (9). To this end, we introduce two notations. First, let \mathbf{Q}_s be defined as $\mathbf{Q}_s := \text{diag}\{q_{s,1}, q_{s,2}, \dots, q_{s,n}\}$, where $\text{diag}\{\cdot\}$ denotes a diagonal matrix and $q_{s,t}$ for $t = 1, 2, \dots, n$ is defined as

$$q_{s,t} := \prod_{s', s'_{\text{ch}} \leq s} \pi'_{t,s',s'_{\text{ch}}}.$$

Here, s'_{ch} denotes a child node of s' . For example, in Fig. 2, $q_{s_{13},t}$ is given as $q_{s_{13},t} = \pi'_{t,s_{\lambda},s_1} \pi'_{t,s_1,s_{13}}$. Second, let \mathbf{X}^{A} denote the $n \times (K+1)$ matrix whose t -th row is $(\mathbf{x}_t^{\text{A}})^{\top}$.

The update formula of $q^*(T, \boldsymbol{\theta}, \boldsymbol{\tau})$ is given by Proposition 2, which follows from Lemmas 2 and 3 in Appendix.

Proposition 2. *The posterior $q^*(T, \boldsymbol{\theta}, \boldsymbol{\tau})$ can be factorized as $q^*(T, \boldsymbol{\theta}, \boldsymbol{\tau}) = q^*(T) \prod_{s \in \mathcal{L}_T} q^*(\boldsymbol{\theta}_s, \boldsymbol{\tau}_s)$. For each $s \in \mathcal{L}_T$, $q^*(\boldsymbol{\theta}_s, \boldsymbol{\tau}_s)$ is*

$$q^*(\boldsymbol{\theta}_s, \boldsymbol{\tau}_s) = \mathcal{N}(\boldsymbol{\theta}_s | \boldsymbol{\mu}'_s, (\boldsymbol{\tau}_s \boldsymbol{\Lambda}'_s)^{-1}) \text{Gam}(\boldsymbol{\tau}_s | a'_s, b'_s),$$

where

$$\boldsymbol{\Lambda}'_s := \boldsymbol{\Lambda} + (\mathbf{X}^{\text{A}})^{\top} \mathbf{Q}_s \mathbf{X}^{\text{A}}, \quad (12)$$

$$\boldsymbol{\mu}'_s := (\boldsymbol{\Lambda}'_s)^{-1} (\boldsymbol{\Lambda} \boldsymbol{\mu} + (\mathbf{X}^{\text{A}})^{\top} \mathbf{Q}_s \mathbf{x}), \quad (13)$$

$$a'_s := a + \frac{1}{2} \text{Tr}\{\mathbf{Q}_s\}, \quad (14)$$

$$b'_s := b + \frac{1}{2} (\boldsymbol{\mu}^{\top} \boldsymbol{\Lambda} \boldsymbol{\mu} + \mathbf{x}^{\top} \mathbf{Q}_s \mathbf{x} - (\boldsymbol{\mu}'_s)^{\top} \boldsymbol{\Lambda}'_s \boldsymbol{\mu}'_s), \quad (15)$$

and $\text{Tr}\{\cdot\}$ denotes the trace of a matrix. Moreover, the update formula of $q^*(T)$ is given as

$$q^*(T) = \left(\prod_{s \in \mathcal{I}_T} g'_s \right) \left(\prod_{s \in \mathcal{L}_T} (1 - g'_s) \right),$$

where

$$g'_s := \begin{cases} \frac{g_s \prod_{s_{\text{ch}} \in \text{Ch}(s)} \phi_{s_{\text{ch}}}}{\phi_s}, & s \in \mathcal{I}_{\max}, \\ 0, & s \in \mathcal{L}_{\max}, \end{cases} \quad (16)$$

$$\phi_s := \begin{cases} (1 - g_s) \gamma_s + g_s \prod_{s_{\text{ch}} \in \text{Ch}(s)} \phi_{s_{\text{ch}}}, & s \in \mathcal{I}_{\max}, \\ \gamma_s, & s \in \mathcal{L}_{\max}. \end{cases} \quad (17)$$

$$\begin{aligned} \ln \gamma_s &= \frac{1}{2} \ln |\boldsymbol{\Lambda}| - \frac{1}{2} \ln |\boldsymbol{\Lambda}'_s| + a \ln b - a'_s \ln b'_s \\ &\quad - \ln \Gamma(a) + \ln \Gamma(a'_s) - \frac{1}{2} \text{Tr}\{\mathbf{Q}_s\} \ln 2\pi. \end{aligned} \quad (18)$$

Remark 5. *The formula (17) has a similar structure to the CTW algorithm [2] (to be more precise, the Bayes coding algorithm for context tree models [11], [12]).*

D. Update formula of (10)

We can use the same algorithm as the learning algorithm of the multiclass logistic regression in [38, Section 4.3.4]. Let $\mathbf{w}_s := (\mathbf{w}_{s,1}^{\top}, \mathbf{w}_{s,2}^{\top}, \dots, \mathbf{w}_{s,M}^{\top})^{\top} \in \mathbb{R}^{(J+1)M}$, where $\mathbf{w}_{s,m}$ has been defined in Section II-B. Then, the update formula of \mathbf{w}_s is given as

$$\mathbf{w}_s^{(\text{new})} = \mathbf{w}_s^{(\text{old})} - \mathbf{H}_{\mathbf{w}_s^{(\text{old})}}^{-1} \nabla E(\mathbf{w}_s^{(\text{old})}), \quad (19)$$

where $E(\mathbf{w}_s)$ is defined as

$$\begin{aligned} E(\mathbf{w}_s) &= - \sum_{t=1}^n q_{s,t} \sum_{m=1}^M \pi'_{t,s,s_m} \ln \sigma_m(\mathbf{W}_s \mathbf{x}_t^{\text{L}}) \\ &\quad + \frac{1}{2} \sum_{m=1}^M (\mathbf{w}_{s,m} - \boldsymbol{\eta}_m)^{\top} \mathbf{L}(\mathbf{w}_{s,m} - \boldsymbol{\eta}_m), \end{aligned} \quad (20)$$

and $\mathbf{H}_{\mathbf{w}_s}$ denotes the Hessian matrix of $E(\mathbf{w}_s)$. For details, see Appendix C.

IV. EXPERIMENTS

A. Experiment 1: MAP estimation

First, we confirm the effect of soft-splitting on the MAP model for the dataset `unemp`, which is also used in [36]. We use the following values as the hyperparameters other than η_m : $D_{\max} = 10$, $g_s = 2^{-m}$ for any s , $\mu = \mathbf{0}$, $\Lambda = \mathbf{I}$, $a = 0.1$, and $b = 0.1$.⁴ In this experiment, we use only the $(d_s + 2)$ -th component of \mathbf{x}_t^L at each internal node s as in Remark 3. Therefore, η_m is represented as a two-dimensional vector $[\eta_{m,1}, \eta_{m,2}]^\top$. For η_m , we use the following values:

$$\eta_m^\top = \begin{cases} [0, 0], & m = M \\ [\eta_{m+1,1} + h_m(\eta_{m+1,2} - \eta_{m,1}), -C(M - m)], & m < M, \end{cases}$$

where $h_1, \dots, h_{M-1} \in \mathbb{R}$ and $C \in \mathbb{R}_{>0}$ are tuning parameters, which determine the thresholds and steepness of the logistic curve, respectively. In this experiment, we set $h_1 = 0.15$ (the same value used for BCT-AR in [36]) and $C = 10$. In the variational inference, we used the posterior distribution obtained by using BCT-AR as the initial values of $q(\mathbf{U})q(\theta, \tau, T)$ (i.e., $q(\mathbf{U})$ represents a hard thresholding with probability 1), and we set the initial value of $\mathbf{w}_{s,m}$ to η_m for each m . After convergence, the MAP model is calculated by the MAP tree estimation algorithm in [39].

Figure 3 shows the obtained MAP model and parameters. We can see that the same tree as in [36] has been estimated, but the thresholds and parameters differ for each node. We used the same initial thresholds as BCT-AR, but they have moved from there to better solutions for the objective function $VL(q; \mathbf{W}) + \ln p(\mathbf{W})$ through the variational inference.

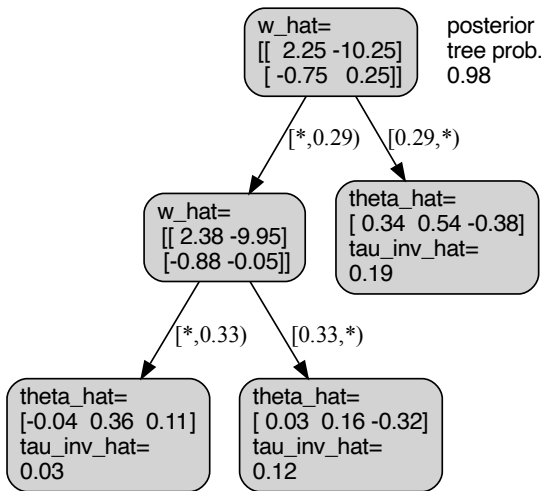


Fig. 3. The MAP estimated model and parameters for `unemp`

TABLE I
MEAN SQUARED ERROR OF PREDICTION

	Soft-BCT	BCT-AR
<code>sim_1</code>	0.137	0.131
<code>sim_2</code>	0.0507	0.0455
<code>sim_3</code>	1.04	0.998
<code>unemp</code>	0.0352	0.0367
<code>gnp</code>	0.378	0.377
<code>ibm</code>	82.4	82.3

B. Experiment 2: prediction

Second, we confirm the effect of soft-splitting on prediction accuracy. We use the artificial data `sim_1`, `sim_2`, `sim_3` and real-world data `unemp`, `gnp`, `ibm` employed in [36]. The first 50% of the data is used as training data and the rest as test data. For Soft-BCT, we use the following hyperparameters: $D_{\max} = 10$, $g_s = 2^{-m}$ for any s , $\mu = \mathbf{0}$, $\Lambda = \mathbf{I}$, $(a, b) = (1.0, 1.0)$ for `sim_2`, `sim_3`, and `gnp`, $(a, b) = (0.1, 0.1)$ for `sim_1` and `unemp`, and $(a, b) = (0.1, 50.0)$ for `ibm`.⁴ We set η_m in a similar manner to Experiment 1 based on the thresholds h_1, \dots, h_{M-1} obtained from the exhaustive search only on the training data. For BCT-AR, we used the same hyperparameters (including thresholds) as Soft-BCT. Note that we do not use the thresholds reported in [36] to make a fair comparison.

In the experiment, we first perform learning on the training data. Next, we sequentially repeat prediction and learning on the test data. For prediction, we use the expected value of the approximate posterior predictive distribution. Note that we compute the expected value over all trees. This predicted value \hat{x}_{t+1} can be computed as $\hat{x}_{t+1} = \zeta_{s_\lambda}(\mathbf{x}_t^A, \mathbf{x}_t^L)$ using the following recursive function:

$$\zeta_s(\mathbf{x}_t^A, \mathbf{x}_t^L) := \begin{cases} (1 - g'_s)(\mu'_s)^\top \mathbf{x}_t^A \\ \quad + g'_s \sum_{m=1}^M \sigma_m(\hat{\mathbf{w}}_{s,m}^\top \mathbf{x}_t^L) \zeta_{s_m}(\mathbf{x}_t^A, \mathbf{x}_t^L), & s \in \mathcal{I}_{\max}, \\ (\mu'_s)^\top \mathbf{x}_t^A, & s \in \mathcal{L}_{\max}. \end{cases}$$

In sequential learning, we fix \mathbf{W} and iterate updates of $q(\mathbf{U})$ and $q(\theta, \tau, T)$ using only the newly given data point $(x_{t+1}, \mathbf{x}_t^A, \mathbf{x}_t^L)$. For details on such sequential learning, see [42].

Table I shows the mean squared errors (MSE) of predictions by Soft-BCT and BCT-AR. For results by conventional methods other than BCT-AR, refer to Table 1 in [36]. Note that the MSE of BCT-AR in Table I and Table 1 in [36] are different because we set the thresholds as described earlier.

First, for the artificial data, the prediction accuracy of Soft-BCT is inferior to that of BCT-AR. This is because all these artificial data were generated from hard-splitting models.

On the other hand, for real-world data, Soft-BCT showed almost the same or superior performance to BCT-AR. We

⁴Although these values are different to those reported in [36] and the GitHub repository (see the URL in [36]), we confirmed the same MAP models and parameters are obtained from these values and the thresholds reported in [36] by using whole data (including test data). Therefore, there is a possibility that the thresholds reported in [36] are estimated by using not only the training data but also the test data.

believe the phenomenon observed in Fig. 3 led to improved prediction accuracy. In general, there are few situations where the probabilistic model behind real-world data is known to have hard thresholds, so for many real-world datasets, we expect Soft-BCT to demonstrate performance at least comparable to or superior to BCT-AR.

V. CONCLUDING REMARK

We proposed the soft Bayesian context tree (Soft-BCT) model, which subsumes the BCT-AR model in [35], [36] as a special case. We developed the variational inference method for the Soft-BCT and confirmed its effectiveness through numerical experiments. As a data generative model, we considered the autoregressive model as in (4). If we change this to another data generative model, we can consider another Soft-BCT model.

ACKNOWLEDGMENT

This work was supported in part by JSPS KAKENHI Grant Numbers JP23K03863, JP23K04293, JP23H00468, and JP25K07732.

REFERENCES

- [1] F. Willems, Y. Shtarkov, and T. Tjalkens, "Context tree weighting : A sequential universal source coding procedure for fsmx sources," in *Proceedings. IEEE International Symposium on Information Theory*, 1993, pp. 59–59.
- [2] F. M. J. Willems, Y. M. Shtarkov, and T. J. Tjalkens, "The context-tree weighting method: basic properties," *IEEE Transactions on Information Theory*, vol. 41, no. 3, pp. 653–664, 1995.
- [3] F. Willems, "The context-tree weighting method: extensions," *IEEE Transactions on Information Theory*, vol. 44, no. 2, pp. 792–798, 1998.
- [4] P. Volf and F. Willems, "On the context tree maximizing algorithm," in *Proceedings of 1995 IEEE International Symposium on Information Theory*, 1995, pp. 20–.
- [5] Y. Gao, I. Kontoyiannis, and E. Bienenstock, "From the entropy to the statistical structure of spike trains," in *2006 IEEE International Symposium on Information Theory*, 2006, pp. 645–649.
- [6] T. Ignatenko, G.-j. Schrijen, B. Skoric, P. Tuyls, and F. Willems, "Estimating the secrecy-rate of physical unclonable functions with the context-tree weighting method," in *2006 IEEE International Symposium on Information Theory*, 2006, pp. 499–503.
- [7] R. Begleiter, R. El-Yaniv, and G. Yona, "On prediction using variable order markov models," *J. Artif. Int. Res.*, vol. 22, no. 1, p. 385–421, dec 2004.
- [8] Y. Gao, I. Kontoyiannis, and E. Bienenstock, "Estimating the entropy of binary time series: Methodology, some theory and a simulation study," *Entropy*, vol. 10, no. 2, pp. 71–99, 2008.
- [9] T. Matsushima and S. Hirasawa, "A Bayes coding algorithm using context tree," in *Proceedings of 1994 IEEE International Symposium on Information Theory*, 1994, p. 386.
- [10] T. Matsushima, H. Inazumi, and S. Hirasawa, "A class of distortionless codes designed by Bayes decision theory," *IEEE Transactions on Information Theory*, vol. 37, no. 5, pp. 1288–1293, 1991.
- [11] T. Matsushima and S. Hirasawa, "A class of prior distributions on context tree models and an efficient algorithm of the Bayes codes assuming it," in *2007 IEEE International Symposium on Signal Processing and Information Technology*, 2007, pp. 938–941.
- [12] T. Matsushima and S. Hirasawa, "Reducing the space complexity of a Bayes coding algorithm using an expanded context tree," in *2009 IEEE International Symposium on Information Theory*, June 2009, pp. 719–723.
- [13] K. Shimada, S. Saito, and T. Matsushima, "An efficient Bayes coding algorithm for changing context tree model," *IEICE Transactions on Fundamentals of Electronics, Communications and Computer Sciences*, vol. E107.A, no. 3, pp. 448–457, 2024.
- [14] Y. Nakahara, S. Saito, K. Horinouchi, K. Shimada, N. Ichijo, M. Kobayashi, and T. Matsushima, "Variable splitting binary tree models based on Bayesian context tree models for time series segmentation," arXiv, 2026.
- [15] Y. Nakahara and T. Matsushima, "A stochastic model for block segmentation of images based on the quadtree and the Bayes code for it," *Entropy*, vol. 23, no. 8, 2021.
- [16] —, "Stochastic model of block segmentation based on improper quadtree and optimal code under the Bayes criterion," *Entropy*, vol. 24, no. 8, 2022.
- [17] N. Dobashi, S. Saito, Y. Nakahara, and T. Matsushima, "Meta-tree random forest: Probabilistic data-generative model and Bayes optimal prediction," *Entropy*, vol. 23, no. 6, 2021.
- [18] Y. Nakahara and T. Matsushima, "Batch updating of a posterior tree distribution over a meta-tree," *IEICE Transactions on Fundamentals of Electronics, Communications and Computer Sciences*, vol. E107.A, no. 3, pp. 523–525, 2024.
- [19] Y. Nakahara, S. Saito, N. Ichijo, K. Kazama, and T. Matsushima, "Bayesian decision theory on decision trees: Uncertainty evaluation and interpretability," in *Proceedings of The 28th International Conference on Artificial Intelligence and Statistics*, ser. Proceedings of Machine Learning Research, Y. Li, S. Mandt, S. Agrawal, and E. Khan, Eds., vol. 258. PMLR, 03–05 May 2025, pp. 1045–1053.
- [20] N. Ichijo and T. Matsushima, "Meta-tree: Bayesian approach to avoid overfitting in decision trees and analysis on the application to boosting," in *2025 IEEE 35th International Workshop on Machine Learning for Signal Processing (MLSP)*, 2025, pp. 1–6.
- [21] Y. Nakahara, S. Saito, A. Kamatsuka, and T. Matsushima, "Probability distribution on rooted trees: Generalization from full trees," *IEICE Transactions on Fundamentals of Electronics, Communications and Computer Sciences*, vol. E109-A, no. 3, 2025.
- [22] M. Gotoh, T. Matsushima, and S. Hirasawa, "A generalization of B. S. Clarke and A. R. Barron's asymptotics of Bayes codes for fsmx sources," *IEICE TRANSACTIONS on Fundamentals*, vol. E81-A, no. 10, pp. 2123–2132, October 1998.
- [23] M. Goto, T. Matsushima, and S. Hirasawa, "An analysis of the difference of code lengths between two-step codes based on MDL principle and Bayes codes," *IEEE Transactions on Information Theory*, vol. 47, no. 3, pp. 927–944, 2001.
- [24] N. Miya, T. Suko, G. Yasuda, and T. Matsushima, "Asymptotics of Bayesian inference for a class of probabilistic models under misspecification," *IEICE TRANSACTIONS on Fundamentals*, vol. E97-A, no. 12, pp. 2352–2360, December 2014.
- [25] S. Saito, N. Miya, and T. Matsushima, "Fundamental limit and pointwise asymptotics of the Bayes code for markov sources," in *2015 IEEE International Symposium on Information Theory (ISIT)*, 2015, pp. 1986–1990.
- [26] —, "Evaluation of the Bayes code from viewpoints of the distribution of its codeword lengths," *IEICE TRANSACTIONS on Fundamentals*, vol. E98-A, no. 12, pp. 2407–2414, December 2015.
- [27] S. Saito and T. Matsushima, "Evaluation of overflow probability of Bayes code in moderate deviation regime," *IEICE TRANSACTIONS on Fundamentals*, vol. E100-A, no. 12, pp. 2728–2731, December 2017.
- [28] I. Papageorgiou, I. Kontoyiannis, L. Mertzanis, A. Panotopoulou, and M. Skoularidou, "Revisiting context-tree weighting for Bayesian inference," in *2021 IEEE International Symposium on Information Theory (ISIT)*, 2021, pp. 2906–2911.
- [29] I. Kontoyiannis, L. Mertzanis, A. Panotopoulou, I. Papageorgiou, and M. Skoularidou, "Bayesian context trees: Modelling and exact inference for discrete time series," *Journal of the Royal Statistical Society: Series B (Statistical Methodology)*, vol. 84, no. 4, pp. 1287–1323, 2022.
- [30] V. Lungu, I. Papageorgiou, and I. Kontoyiannis, "Bayesian change-point detection via context-tree weighting," in *2022 IEEE Information Theory Workshop (ITW)*, 2022, pp. 125–130.
- [31] I. Papageorgiou and I. Kontoyiannis, "The posterior distribution of Bayesian context-tree models: Theory and applications," in *2022 IEEE International Symposium on Information Theory (ISIT)*, 2022, pp. 702–707.
- [32] —, "Posterior Representations for Bayesian Context Trees: Sampling, Estimation and Convergence," *Bayesian Analysis*, vol. 19, no. 2, pp. 501 – 529, 2024.
- [33] —, "Truly Bayesian entropy estimation," in *2023 IEEE Information Theory Workshop (ITW)*, 2023, pp. 497–502.

- [34] I. Kontoyiannis, "Context-tree weighting and Bayesian context trees: Asymptotic and non-asymptotic justifications," *IEEE Transactions on Information Theory*, vol. 70, no. 2, pp. 1204–1219, 2024.
- [35] I. Papageorgiou and I. Kontoyiannis, "Context-tree weighting for real-valued time series: Bayesian inference with hierarchical mixture models," in *2023 IEEE International Symposium on Information Theory (ISIT)*, 2023, pp. 2464–2469.
- [36] —, "The Bayesian context trees state space model for time series modelling and forecasting," *International Journal of Forecasting*, 2025.
- [37] M. Jordan and R. Jacobs, "Hierarchical mixtures of experts and the em algorithm," in *Proceedings of 1993 International Conference on Neural Networks (IJCNN-93-Nagoya, Japan)*, vol. 2, 1993, pp. 1339–1344 vol.2.
- [38] C. Bishop, *Pattern Recognition and Machine Learning*. Springer, January 2006.
- [39] Y. Nakahara, S. Saito, A. Kamatsuka, and T. Matsushima, "Probability distribution on full rooted trees," *Entropy*, vol. 24, no. 3, 2022.
- [40] J. O. Berger, *Statistical decision theory and Bayesian analysis*. New York: Springer-Verlag, 1985.
- [41] Y. Nakahara, S. Saito, K. Shimada, and T. Matsushima, "Hyperparameter learning of Bayesian context tree models," in *2023 IEEE International Symposium on Information Theory (ISIT)*, 2023, pp. 537–542.
- [42] T. Broderick, N. Boyd, A. Wibisono, A. C. Wilson, and M. I. Jordan, "Streaming variational Bayes," in *Advances in Neural Information Processing Systems*, C. Burges, L. Bottou, M. Welling, Z. Ghahramani, and K. Weinberger, Eds., vol. 26. Curran Associates, Inc., 2013.

APPENDIX A

LEMNAS OF POSTERIOR DISTRIBUTIONS

The following lemmas, Lemma 1 and Lemma 2, give the form of the posterior distributions $q^*(U)$ and $q^*(T, \theta, \tau)$. Note that the expectation

$$\mathbb{E}_{q(T, \theta, \tau)} [I\{s_m \in \mathcal{L}_T\} \ln \mathcal{N}(x_t | (\mathbf{x}_t^A)^\top \boldsymbol{\theta}_{s_m}, \tau_{s_m}^{-1})]$$

in Lemma 1 and the expectation

$$\mathbb{E}_{q(U_t)} [I\{s \preceq \mathbf{s}(U_t)\}]$$

in Lemma 2 are given in Lemma 3.

Lemma 1. *The posterior $q^*(U)$ can be factorized as*

$$q^*(U) = \prod_{t=1}^n q^*(U_t)$$

and each $q^*(U_t)$ is

$$q^*(U_t) = \prod_{s \in \mathcal{I}_{\max}} \prod_{m=1}^M (\pi'_{t,s,s_m})^{I\{s_m \preceq \mathbf{s}(U_t)\}}, \quad (21)$$

where

$$\pi'_{t,s,s_m} := \frac{\rho_{t,s,s_m}}{\sum_{m=1}^M \rho_{t,s,s_m}} \quad (22)$$

and

$$\ln \rho_{t,s,s_m} := \begin{cases} \ln \sigma_m(\mathbf{W}_s \mathbf{x}_t^L) \\ + \mathbb{E}_q [I\{s \in \mathcal{L}_T\} \ln \mathcal{N}(x_t | (\mathbf{x}_t^A)^\top \boldsymbol{\theta}_s, \tau_s^{-1})] \\ + \ln \sum_{s_{\text{ch}} \in \text{Ch}(s_m)} \rho_{t,s_m,s_{\text{ch}}}, & s_m \in \mathcal{I}_{\max}, \\ \ln \sigma_m(\mathbf{W}_s \mathbf{x}_t^L) \\ + \mathbb{E}_q [I\{s \in \mathcal{L}_T\} \ln \mathcal{N}(x_t | (\mathbf{x}_t^A)^\top \boldsymbol{\theta}_s, \tau_s^{-1})], & s_m \in \mathcal{L}_{\max}, \end{cases} \quad (23)$$

where \mathbb{E}_q denotes $\mathbb{E}_{q(T, \theta, \tau)}$.

Proof: In this proof, "const." denotes constants that do not depend on $U = \{U_t\}_{t=1}^n$. For the sake of simplicity, we use \mathbb{E}_q instead of $\mathbb{E}_{q(T, \theta, \tau)}$.

First, from (8), we have

$$\begin{aligned} \ln q^*(U) &= \mathbb{E}_q [\ln p(\mathbf{x}, U, T, \theta, \tau | \mathbf{W})] + \text{const.} \\ &= \mathbb{E}_q [\ln p(T) p(\theta, \tau | T) p(\mathbf{x}, U | \mathbf{W}, T, \theta, \tau)] + \text{const.} \\ &= \mathbb{E}_q [\ln p(\mathbf{x}, U | \mathbf{W}, T, \theta, \tau)] + \text{const.} \end{aligned}$$

By substituting the assumptions in Section II, we see that $q^*(U)$ has the form

$$q^*(U) = \prod_{t=1}^n q^*(U_t),$$

and each $q^*(U_t)$ is written as

$$\begin{aligned} \ln q^*(U_t) &= \sum_{s \in \mathcal{I}_{\max}} \sum_{m=1}^M I\{s_m \preceq \mathbf{s}(U_t)\} \ln \sigma_m(\mathbf{W}_s \mathbf{x}_t^L) \\ &\quad + \sum_{s \in \mathcal{S}_{\max}} I\{s \preceq \mathbf{s}(U_t)\} \\ &\quad \times \mathbb{E}_q [I\{s \in \mathcal{L}_T\} \ln \mathcal{N}(x_t | (\mathbf{x}_t^A)^\top \boldsymbol{\theta}_s, \tau_s^{-1})] \\ &\quad + \text{const.} \\ &= \sum_{s \in \mathcal{I}_{\max}} \sum_{m=1}^M I\{s_m \preceq \mathbf{s}(U_t)\} \ln \sigma_m(\mathbf{W}_s \mathbf{x}_t^L) \\ &\quad + \mathbb{E}_q [I\{s_\lambda \in \mathcal{L}_T\} \ln \mathcal{N}(x_t | (\mathbf{x}_t^A)^\top \boldsymbol{\theta}_s, \tau_s^{-1})] \\ &\quad + \sum_{s \in \mathcal{I}_{\max}} \sum_{m=1}^M I\{s_m \preceq \mathbf{s}(U_t)\} \\ &\quad \times \mathbb{E}_q [I\{s_m \in \mathcal{L}_T\} \ln \mathcal{N}(x_t | (\mathbf{x}_t^A)^\top \boldsymbol{\theta}_{s_m}, \tau_{s_m}^{-1})] \\ &\quad + \text{const.} \\ &= \sum_{s \in \mathcal{I}_{\max}} \sum_{m=1}^M I\{s_m \preceq \mathbf{s}(U_t)\} \left\{ \ln \sigma_m(\mathbf{W}_s \mathbf{x}_t^L) \right. \\ &\quad \left. + \mathbb{E}_q [I\{s_m \in \mathcal{L}_T\} \ln \mathcal{N}(x_t | (\mathbf{x}_t^A)^\top \boldsymbol{\theta}_{s_m}, \tau_{s_m}^{-1})] \right\} \\ &\quad + \text{const.} \end{aligned} \quad (24)$$

Next, we calculate the logarithm of the right-hand side of (21):

$$\sum_{s \in \mathcal{I}_{\max}} \sum_{m=1}^M I\{s_m \preceq \mathbf{s}(U_t)\} \ln \pi'_{t,s,s_m}. \quad (25)$$

Our goal is to show that (25) is the same as (24). In the following, \mathcal{S}_d denotes the set of nodes whose depth is d , and $\mathcal{S}_{<d}$ denotes the set of nodes whose depth is less than d .

By substituting (22) and (23) into (25), we have

$$\begin{aligned}
& \sum_{s \in \mathcal{I}_{\max}} \sum_{m=1}^M I\{s_m \preceq \mathbf{s}(U_t)\} \ln \pi'_{t,s,s_m} \\
&= \sum_{s \in \mathcal{S}_{<D_{\max}-1}} \sum_{m=1}^M I\{s_m \preceq \mathbf{s}(U_t)\} \ln \pi'_{t,s,s_m} \\
&+ \sum_{s \in \mathcal{S}_{D_{\max}-1}} \sum_{m=1}^M I\{s_m \preceq \mathbf{s}(U_t)\} \ln \pi'_{t,s,s_m} \\
&= \sum_{s \in \mathcal{S}_{<D_{\max}-1}} \sum_{m=1}^M I\{s_m \preceq \mathbf{s}(U_t)\} \left\{ \ln \sigma_m(\mathbf{W}_s \mathbf{x}_t^L) \right. \\
&\quad + \mathbb{E}_q [I\{s \in \mathcal{L}_T\} \ln \mathcal{N}(x_t | (\mathbf{x}_t^A)^\top \boldsymbol{\theta}_s, \tau_s^{-1})] \\
&\quad \left. + \ln \sum_{s_{\text{ch}} \in \text{Ch}(s_m)} \rho_{t,s_m,s_{\text{ch}}} - \ln \sum_{m=1}^M \rho_{t,s,s_m} \right\} \\
&+ \sum_{s \in \mathcal{S}_{D_{\max}-1}} \sum_{m=1}^M I\{s_m \preceq \mathbf{s}(U_t)\} \left\{ \ln \sigma_m(\mathbf{W}_s \mathbf{x}_t^L) \right. \\
&\quad + \mathbb{E}_q [I\{s \in \mathcal{L}_T\} \ln \mathcal{N}(x_t | (\mathbf{x}_t^A)^\top \boldsymbol{\theta}_s, \tau_s^{-1})] \\
&\quad \left. - \ln \sum_{m=1}^M \rho_{t,s,s_m} \right\} \\
&= \sum_{s \in \mathcal{I}_{\max}} \sum_{m=1}^M I\{s_m \preceq \mathbf{s}(U_t)\} \left\{ \ln \sigma_m(\mathbf{W}_s \mathbf{x}_t^L) \right. \\
&\quad \left. + \mathbb{E}_q [I\{s \in \mathcal{L}_T\} \ln \mathcal{N}(x_t | (\mathbf{x}_t^A)^\top \boldsymbol{\theta}_s, \tau_s^{-1})] \right\} \\
&\quad - \sum_{m=1}^M I\{(s_\lambda)_m \preceq \mathbf{s}(U_t)\} \ln \sum_{m'=1}^M \rho_{t,s_\lambda,(s_\lambda)_{m'}} \quad (26)
\end{aligned}$$

where the last equality follows because $\ln \sum_{m=1}^M \rho_{t,s,s_m}$ are canceled for s except s_λ . Moreover, since

$$\begin{aligned}
& \sum_{m=1}^M I\{(s_\lambda)_m \preceq \mathbf{s}(U_t)\} \ln \sum_{m'=1}^M \rho_{t,s_\lambda,(s_\lambda)_{m'}} \\
&= \ln \sum_{m'=1}^M \rho_{t,s_\lambda,(s_\lambda)_{m'}},
\end{aligned}$$

the last term of (26) is a constant that does not depend on U_t . Therefore, we conclude that (24) and (26) are the same. ■

Lemma 2. *Let*

$$\begin{aligned}
\mathbf{Q}_s &:= \text{diag} \left\{ \mathbb{E}_{q(U_1)} [I\{s \preceq \mathbf{s}(U_1)\}], \mathbb{E}_{q(U_2)} [I\{s \preceq \mathbf{s}(U_2)\}], \right. \\
&\quad \left. \dots, \mathbb{E}_{q(U_n)} [I\{s \preceq \mathbf{s}(U_n)\}] \right\}. \quad (27)
\end{aligned}$$

The posterior $q^*(T, \boldsymbol{\theta}, \tau)$ can be factorized as $q^*(T, \boldsymbol{\theta}, \tau) = q^*(T) \prod_{s \in \mathcal{L}_T} q^*(\boldsymbol{\theta}_s, \tau_s)$. For each $s \in \mathcal{L}_T$, $q^*(\boldsymbol{\theta}_s, \tau_s)$ is

$$q^*(\boldsymbol{\theta}_s, \tau_s) = \mathcal{N}(\boldsymbol{\theta}_s | \boldsymbol{\mu}'_s, (\tau_s \boldsymbol{\Lambda}'_s)^{-1}) \text{Gam}(\tau_s | a'_s, b'_s),$$

where

$$\boldsymbol{\Lambda}'_s := \boldsymbol{\Lambda} + (\mathbf{X}^A)^\top \mathbf{Q}_s \mathbf{X}^A, \quad (28)$$

$$\boldsymbol{\mu}'_s := (\boldsymbol{\Lambda}'_s)^{-1} (\boldsymbol{\Lambda} \boldsymbol{\mu} + (\mathbf{X}^A)^\top \mathbf{Q}_s \mathbf{x}), \quad (29)$$

$$a'_s := a + \frac{1}{2} \text{Tr}\{\mathbf{Q}_s\}, \quad (30)$$

$$b'_s := b + \frac{1}{2} (\boldsymbol{\mu}^\top \boldsymbol{\Lambda} \boldsymbol{\mu} + \mathbf{x}^\top \mathbf{Q}_s \mathbf{x} - (\boldsymbol{\mu}'_s)^\top \boldsymbol{\Lambda}'_s \boldsymbol{\mu}'_s), \quad (31)$$

and $q^*(T)$ is

$$q^*(T) = \left(\prod_{s \in \mathcal{I}_T} g'_s \right) \left(\prod_{s \in \mathcal{L}_T} (1 - g'_s) \right),$$

where

$$g'_s := \begin{cases} \frac{g_s \prod_{s_{\text{ch}} \in \text{Ch}(s)} \phi_{s_{\text{ch}}}}{\phi_s}, & s \in \mathcal{I}_{\max}, \\ 0, & s \in \mathcal{L}_{\max}, \end{cases} \quad (32)$$

$$\phi_s := \begin{cases} (1 - g_s) \gamma_s + g_s \prod_{s_{\text{ch}} \in \text{Ch}(s)} \phi_{s_{\text{ch}}}, & s \in \mathcal{I}_{\max}, \\ \gamma_s, & s \in \mathcal{L}_{\max}. \end{cases}$$

$$\begin{aligned}
\ln \gamma_s &= \frac{1}{2} \ln |\boldsymbol{\Lambda}| - \frac{1}{2} \ln |\boldsymbol{\Lambda}'_s| + a \ln b - a'_s \ln b'_s \\
&\quad - \ln \Gamma(a) + \ln \Gamma(a'_s) - \frac{1}{2} \text{Tr}\{\mathbf{Q}_s\} \ln 2\pi. \quad (33)
\end{aligned}$$

Proof: In this proof, “const.” denotes constants that do not depend on T , $\boldsymbol{\theta}$, and τ . First, from (9), we have

$$\begin{aligned}
& \ln q^*(T, \boldsymbol{\theta}, \tau) \\
&= \ln p(T) + \ln p(\boldsymbol{\theta}, \tau | T) + \mathbb{E}_{q(U)} [\ln p(\mathbf{x} | U, \boldsymbol{\theta}, \tau, T)] \\
&\quad + \text{const.} \\
&= \sum_{s \in \mathcal{I}_T} \ln g_s + \sum_{s \in \mathcal{L}_T} \ln(1 - g_s) + \sum_{s \in \mathcal{L}_T} \ln \gamma_s \\
&\quad + \sum_{s \in \mathcal{L}_T} \ln \mathcal{N}(\boldsymbol{\theta}_s | \boldsymbol{\mu}'_s, (\tau_s \boldsymbol{\Lambda}'_s)^{-1}) \text{Gam}(\tau_s | a'_s, b'_s) + \text{const.}, \quad (34)
\end{aligned}$$

where $\boldsymbol{\Lambda}'_s$, $\boldsymbol{\mu}'_s$, a'_s , b'_s , and γ_s are defined as in (28), (29), (30), (31), and (33).

From (34), we see that $q^*(T, \boldsymbol{\theta}, \tau)$ can be factorized as

$$q^*(T, \boldsymbol{\theta}, \tau) = q^*(T) \prod_{s \in \mathcal{L}_T} q^*(\boldsymbol{\theta}_s, \tau_s),$$

and $q^*(\boldsymbol{\theta}_s, \tau_s)$ is given as

$$q^*(\boldsymbol{\theta}_s, \tau_s) = \mathcal{N}(\boldsymbol{\theta}_s | \boldsymbol{\mu}'_s, (\tau_s \boldsymbol{\Lambda}'_s)^{-1}) \text{Gam}(\tau_s | a'_s, b'_s). \quad (35)$$

Furthermore, $q^*(T)$ corresponds to the posterior distribution when considering $(\prod_{s \in \mathcal{I}_T} g_s) (\prod_{s \in \mathcal{L}_T} (1 - g_s))$ as the prior distribution and $\prod_{s \in \mathcal{L}_T} \gamma_s$ as the likelihood function. From [39, Theorem 7], such posterior distribution can be represented as

$$q^*(T) = \left(\prod_{s \in \mathcal{I}_T} g'_s \right) \left(\prod_{s \in \mathcal{L}_T} (1 - g'_s) \right),$$

where g'_s is defined as in (32). ■

APPENDIX B

LEMMA ON THE CALCULATION OF THE EXPECTATIONS

The expectations in Lemma 1 and Lemma 2 are calculated as follows.

Lemma 3. *The expectation in (23) is given as*

$$\begin{aligned} & \mathbb{E}_{q(T, \theta, \tau)} [I\{s_m \in \mathcal{L}_T\} \ln \mathcal{N}(x_t | (\mathbf{x}_t^A)^\top \boldsymbol{\theta}_{s_m}, \tau_{s_m}^{-1})] \\ &= \frac{1}{2} (1 - g'_{s_m}) \left(\prod_{\tilde{s} \prec s_m} g'_{\tilde{s}} \right) \left\{ (-\ln 2\pi + \psi(a'_{s_m}) - \ln b'_{s_m}) \right. \\ & \quad \left. - \frac{a'_{s_m}}{b'_{s_m}} (x_t - (\mathbf{x}_t^A)^\top \boldsymbol{\mu}'_{s_m})^2 - (\mathbf{x}_t^A)^\top (\boldsymbol{\Lambda}'_{s_m})^{-1} (\mathbf{x}_t^A) \right\}. \end{aligned} \quad (36)$$

Also, the expectation in (27) is given as

$$\mathbb{E}_{q(U_t)} [I\{s \preceq \mathbf{s}(U_t)\}] = \prod_{s', s'_{\text{ch}} \preceq s} \pi'_{t, s', s'_{\text{ch}}}. \quad (37)$$

Proof: First, we show (36). Since $q(T, \theta, \tau) = q(T)q(\theta, \tau)$, we have

$$\begin{aligned} & \mathbb{E}_{q(T, \theta, \tau)} [I\{s_m \in \mathcal{L}_T\} \ln \mathcal{N}(x_t | (\mathbf{x}_t^A)^\top \boldsymbol{\theta}_{s_m}, \tau_{s_m}^{-1})] \\ &= \mathbb{E}_{q(T)} [I\{s_m \in \mathcal{L}_T\}] \\ & \quad \times \mathbb{E}_{q(\theta, \tau)} [\ln \mathcal{N}(x_t | (\mathbf{x}_t^A)^\top \boldsymbol{\theta}_{s_m}, \tau_{s_m}^{-1})]. \end{aligned} \quad (38)$$

From [39, Theorem 2], the expectation $\mathbb{E}_{q(T)} [I\{s_m \in \mathcal{L}_T\}]$ in (38) is given as

$$\mathbb{E}_{q(T)} [I\{s_m \in \mathcal{L}_T\}] = (1 - g'_{s_m}) \left(\prod_{\tilde{s} \prec s_m} g'_{\tilde{s}} \right). \quad (39)$$

The expectation $\mathbb{E}_{q(\theta, \tau)} [\ln \mathcal{N}(x_t | (\mathbf{x}_t^A)^\top \boldsymbol{\theta}_{s_m}, \tau_{s_m}^{-1})]$ in (38) is calculated as

$$\begin{aligned} & \mathbb{E}_{q(\theta, \tau)} [\ln \mathcal{N}(x_t | (\mathbf{x}_t^A)^\top \boldsymbol{\theta}_{s_m}, \tau_{s_m}^{-1})] \\ &= -\frac{1}{2} \ln(2\pi) + \frac{1}{2} \mathbb{E}_{q(\tau)} [\ln(\tau_{s_m})] \\ & \quad - \mathbb{E}_{q(\theta, \tau)} \left[\frac{\tau_{s_m}}{2} (x_t - (\mathbf{x}_t^A)^\top \boldsymbol{\theta}_{s_m})^2 \right] \\ &= -\frac{1}{2} \ln(2\pi) + \frac{1}{2} (\psi(a'_{s_m}) - \ln b'_{s_m}) \\ & \quad - \frac{1}{2} \mathbb{E}_{q(\theta, \tau)} \left[\tau_{s_m} \left\{ x_t^2 - 2x_t (\mathbf{x}_t^A)^\top \boldsymbol{\theta}_{s_m} \right. \right. \\ & \quad \left. \left. + (\mathbf{x}_t^A)^\top \boldsymbol{\theta}_{s_m} \boldsymbol{\theta}_{s_m}^\top (\mathbf{x}_t^A) \right\} \right], \end{aligned} \quad (40)$$

and the last term in (40) is

$$\begin{aligned} & \mathbb{E}_{q(\theta, \tau)} \left[\tau_{s_m} \left\{ x_t^2 - 2x_t (\mathbf{x}_t^A)^\top \boldsymbol{\theta}_{s_m} + (\mathbf{x}_t^A)^\top \boldsymbol{\theta}_{s_m} \boldsymbol{\theta}_{s_m}^\top (\mathbf{x}_t^A) \right\} \right] \\ &= \mathbb{E}_{q(\tau)} \left[\tau_{s_m} \right. \\ & \quad \times \mathbb{E}_{q(\theta | \tau)} \left[x_t^2 - 2x_t (\mathbf{x}_t^A)^\top \boldsymbol{\theta}_{s_m} + (\mathbf{x}_t^A)^\top \boldsymbol{\theta}_{s_m} \boldsymbol{\theta}_{s_m}^\top (\mathbf{x}_t^A) \right] \left. \right] \\ &= \mathbb{E}_{q(\tau)} \left[\tau_{s_m} \left(x_t^2 - 2x_t (\mathbf{x}_t^A)^\top \mathbb{E}_{q(\theta | \tau)} [\boldsymbol{\theta}_{s_m}] \right. \right. \\ & \quad \left. \left. + (\mathbf{x}_t^A)^\top \mathbb{E}_{q(\theta | \tau)} [\boldsymbol{\theta}_{s_m} \boldsymbol{\theta}_{s_m}^\top] (\mathbf{x}_t^A) \right) \right] \\ &= \mathbb{E}_{q(\tau)} \left[\tau_{s_m} \left(x_t^2 - 2x_t (\mathbf{x}_t^A)^\top \boldsymbol{\mu}'_{s_m} \right. \right. \\ & \quad \left. \left. + (\mathbf{x}_t^A)^\top \left\{ \frac{1}{\tau_{s_m}} (\boldsymbol{\Lambda}'_{s_m})^{-1} + \boldsymbol{\mu}'_{s_m} (\boldsymbol{\mu}'_{s_m})^\top \right\} (\mathbf{x}_t^A) \right) \right] \\ &= \mathbb{E}_{q(\tau)} \left[\tau_{s_m} \left(x_t^2 - 2x_t (\mathbf{x}_t^A)^\top \boldsymbol{\mu}'_{s_m} + ((\mathbf{x}_t^A)^\top \boldsymbol{\mu}'_{s_m})^2 \right) \right. \\ & \quad \left. + (\mathbf{x}_t^A)^\top (\boldsymbol{\Lambda}'_{s_m})^{-1} (\mathbf{x}_t^A) \right] \\ &= \mathbb{E}_{q(\tau)} \left[\tau_{s_m} (x_t - (\mathbf{x}_t^A)^\top \boldsymbol{\mu}'_{s_m})^2 \right] + (\mathbf{x}_t^A)^\top (\boldsymbol{\Lambda}'_{s_m})^{-1} (\mathbf{x}_t^A) \\ &= \frac{a'_{s_m}}{b'_{s_m}} (x_t - (\mathbf{x}_t^A)^\top \boldsymbol{\mu}'_{s_m})^2 + (\mathbf{x}_t^A)^\top (\boldsymbol{\Lambda}'_{s_m})^{-1} (\mathbf{x}_t^A). \end{aligned} \quad (41)$$

Combining (38), (39), (40), and (41), we have (36).

The direct computation of $\mathbb{E}_{q(U_t)} [I\{s \preceq \mathbf{s}(U_t)\}]$ yields (37). \blacksquare

APPENDIX C

DETAILS OF UPDATE FORMULA (19)

The term $\text{VL}(q; \mathbf{W}) + \ln p(\mathbf{W})$ in (10) is written as

$$\begin{aligned} & \text{VL}(q; \mathbf{W}) + \ln p(\mathbf{W}) \\ &= \mathbb{E}_{q(U, T, \theta, \tau)} [\ln p(\mathbf{U} | \mathbf{W}, \mathbf{x})] + \ln p(\mathbf{W}) + \text{const.}, \end{aligned}$$

where const. denotes the terms that do not depend on \mathbf{W} .

Eliminating terms independent of \mathbf{W} , such as the normalization constant, yields the following expression of $\text{VL}(q; \mathbf{W}) + \ln p(\mathbf{W})$:

$$\begin{aligned} & \sum_{t=1}^n \sum_{s \in \mathcal{I}_{\max}} q_{s,t} \sum_{m=1}^M \pi'_{t,s,s_m} \ln \sigma_m(\mathbf{W}_s \mathbf{x}_t^L) \\ & \quad - \frac{1}{2} \sum_{s \in \mathcal{I}_{\max}} \sum_{m=1}^M (\mathbf{w}_{s,m} - \boldsymbol{\eta}_m)^\top \mathbf{L} (\mathbf{w}_{s,m} - \boldsymbol{\eta}_m). \end{aligned} \quad (42)$$

For each s , (42) is the same form of the objective function of usual multiclass logistic regression with a regularization term. Hence, we can apply the same learning algorithm as that of multiclass logistic regression (see [38, Section 4.3.4]). The specific update formula can be derived as follows.

First, we write (42) as

$$\sum_{s \in \mathcal{I}_{\max}} (-E(\mathbf{w}_s)),$$

where $E(\mathbf{w}_s)$ is defined as in (20). Therefore, maximizing $\text{VL}(q; \mathbf{W}) + \ln p(\mathbf{W})$ with respect to $\mathbf{w}_{s,m}$ is equivalent to minimizing $E(\mathbf{w}_s)$ with respect to $\mathbf{w}_{s,m}$.

By differentiating $E(\mathbf{w}_s)$ with respect to $\mathbf{w}_{s,m}$, we have

$$\begin{aligned} \nabla_{\mathbf{w}_{s,m}} E(\mathbf{w}_s) = & \\ & - \sum_{t=1}^n q_{s,t} (\pi'_{t,s,s_m} - \sigma_m(\mathbf{W}_s \mathbf{x}_t^L)) \mathbf{x}_t^L + \mathbf{L}(\mathbf{w}_{s,m} - \boldsymbol{\eta}_m). \end{aligned}$$

The gradient $\nabla E(\mathbf{w}_s)$ of $E(\mathbf{w}_s)$ with respect to all \mathbf{w}_s is a $(J+1)M$ -dimensional vector obtained by arranging these for $m = 1, \dots, M$.

Next, differentiating $\nabla_{\mathbf{w}_{s,m}} E(\mathbf{w}_s)$ with respect to $\mathbf{w}_{s,m'}$ yields the following $(J+1) \times (J+1)$ matrix.

$$\begin{aligned} \nabla_{\mathbf{w}_{s,m'}} \nabla_{\mathbf{w}_{s,m}} E(\mathbf{w}_s) = & \sum_{t=1}^n q_{s,t} \sigma_{m'}(\mathbf{W}_s \mathbf{x}_t^L) \\ & \times (\delta_{m,m'} - \sigma_m(\mathbf{W}_s \mathbf{x}_t^L)) \mathbf{x}_t^L (\mathbf{x}_t^L)^\top + \delta_{m,m'} \mathbf{L}, \end{aligned} \quad (43)$$

where

$$\delta_{m,m'} := \begin{cases} 1, & m = m', \\ 0, & m \neq m'. \end{cases}$$

The Hessian matrix $\mathbf{H}_{\mathbf{w}_s}$ of $E(\mathbf{w}_s)$ is a $(J+1)M \times (J+1)M$ matrix arranged (43).

By using $\nabla E(\mathbf{w}_s)$ and $\mathbf{H}_{\mathbf{w}_s}$, we obtain the Newton-Raphson update formula (19) (see also Eq. (4.92) in [38]).