

Fairness in Healthcare Processes: A Quantitative Analysis of Decision Making in Triage

Rachmadita Andreswari^{1,2,4}, Stephan A. Fahrenkrog-Petersen^{2,3},
Jan Mendling^{1,2}

¹ Humboldt-Universität zu Berlin, Rudower Chaussee 25, 12489 Berlin, Germany

² Weizenbaum Institut, Hardenbergstraße 32, 10623 Berlin, Germany

³ University of Liechtenstein, Fürst-Franz-Josef-Strasse, 9490 Vaduz, Liechtenstein

⁴ Telkom University, Jl Telekomunikasi 1, 40257 Bandung, Indonesia

{rachmadita.andre.swari,jan.mendling}@hu-berlin.de,
stephan.fahrenkrog@uni.li

Abstract. Fairness in automated decision-making has become a critical concern, particularly in high-pressure healthcare scenarios such as emergency triage, where fast and equitable decisions are essential. Process mining is increasingly investigating fairness. There is a growing area focusing on fairness-aware algorithms. So far, we know less how these concepts perform on empirical healthcare data or how they cover aspects of justice theory. This study addresses this research problem and proposes a process mining approach to assess fairness in triage by linking real-life event logs with conceptual dimensions of justice. Using the MIMIC-ICE event log (as derived from MIMIC-IV ED), we analyze time, re-do, deviation and decision as process outcomes, and evaluate the influence of age, gender, race, language and insurance using the Kruskal–Wallis, Chi-square and effect size measurements. These outcomes are mapped to justice dimensions to support the development of a conceptual framework. The results demonstrate which aspects of potential unfairness in high-acuity and sub-acute surface. In this way, this study contributes empirical insights that support further research in responsible, fairness-aware process mining in healthcare.

Keywords: process mining · fairness · triage · emergency room.

1 Introduction

Healthcare systems often involve complex business processes due to the variety of cases and diseases they address. These processes have been widely explored using process mining as a key technique to gain insights into what occurs within healthcare workflows [28]. Several studies on process mining in healthcare have addressed problems related to medical services such as emergency care, intensive care units, medication management, and the treatment of various diseases [28].

Ethical concerns are a critical consideration of medical decision-making. One of the most important factors here is fairness, which means ensuring unbiased treatment for all patients [6]. In this context, fairness means that decisions

are based on objective factors such as vital signs [31] and medical needs [33]. Nonetheless, subjective factors such as race [8], age [5], social status [7], and gender [8] may influence clinical decisions. This influence may lead to a loss of treatment priority for certain patients, potentially resulting in severe health consequences or even the loss of hope for recovery.

In recent years, process mining is increasingly investigating fairness. There is a growing area focusing on fairness-aware algorithms [24], [23], [20] based on conceptual foundations of, e.g., [21, 26]. So far, we know less how these concepts perform on empirical healthcare data or how they cover aspects of justice theory. This study addresses this research problem. We focus on triage processes because unfair handling has been reported in recent studies [19]. We propose a process mining approach to assess fairness using the public event data from the MIMIC-IV Emergency Department database [17] in three steps of (i) operationalizing triage decisions in relation to business process outcomes; (ii) mapping process outcomes to MIMIC event logs; and (iii) analyzing fairness using a statistical analysis utilizing the Kruskal-Wallis, Chi-square, epsilon-squared, and Cramer’s V tests. In this way, we obtain insights into the significance of sensitive attributes for determining outcomes.

The paper is structured as follows: Section 2 discusses the background of this study, including recent research on process mining in healthcare and the role of fairness in business process management. Section 3 describes our research methodology for deriving insights from empirical MIMIC-IV ED data. Section 4 presents the results and a discussion on implications for healthcare process mining. Section 5 summarizes our findings and outlines directions for future research.

2 Background

This section reviews related research on triage, fairness, business process management and process mining. It examines the general triage process and its challenges, the importance of fairness in triage decision-making, how BPM and process mining has been previously implemented to address these issues.

2.1 Triage and Challenges

Triage is a fundamental process in emergency departments and is implemented across healthcare units worldwide. Several methods are used in triage, including the Emergency Severity Index (ESI), the Manchester Triage System (MTS), and, for mass-casualty incidents, Simple Triage and Rapid Treatment (START) and variants [16]. The triage method adopted by Beth Israel Deaconess Medical Center (BIDMC) in the United States [10] uses ESI. This method classifies patients based on the urgency of their condition. Figure 1 shows the ESI process and Table 1 how patients are assessed and categorized into five levels (1–5).

The Emergency Severity Index (ESI) begins with identifying whether a patient requires an immediate life-saving intervention [12], like airway management, emergency medications, or other hemodynamic stabilizing procedures. Patients who meet these criteria are assigned to **ESI level 1**. If no immediate intervention is required, the next step is to determine whether the patient is in a high-risk

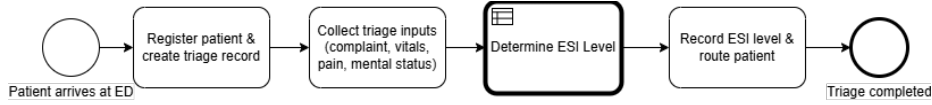


Fig. 1. ESI Triage Process as BPMN [12]

Table 1. DMN Decision Table for Initial ESI Level [12]

Life-saving	High risk / confusion / severe pain	Resources	ESI
Yes	–	–	1
No	Yes	–	2
No	No	Many	3
No	No	One	4
No	No	None	5

situation, is confused, lethargic, or disoriented, or is experiencing severe pain or distress (typically defined as a score of ≥ 7 on a 0-10 pain scale). Patients fulfilling any of these conditions are categorized as **ESI level 2**.

For other patients, the ESI algorithm evaluates the number of *resources* the patient is expected to require. Examples of resources are tests, ECG, X-rays, CT, MRI, ultrasound, IV fluids, or consultations. If no resources are anticipated, the patient is assigned to **ESI level 5**; if one resource is anticipated, the patient is assigned to **ESI level 4**. If multiple resources are expected, the patient’s *vital signs* (heart rate, respiratory rate, and oxygen saturation) are evaluated. These *danger zone vital signs* help determine whether the patient should remain at **ESI level 3** or be upgraded to **level 2**. If any vital sign exceeds the danger-zone threshold, clinicians are advised to *consider* assigning ESI level 2.

2.2 Studies on Fairness in Triage

Although the ESI method provides a systematic framework, its implementation in emergency departments faces practical and ethical challenges. Proper triage requires experienced healthcare professionals [3], as expertise and exposure to high-pressure situations play a critical role in making accurate and ethical decisions [11]. Establishing clear, standardized prioritization criteria based on objective health assessments [19], [3] is crucial. If patient prioritization is influenced by social, cultural, or economic factors, it can lead to healthcare disparities, favoring privileged patients over others. Therefore, humanitarian values [3] and the goal of saving the maximum number of lives [3], [15] must take precedence in triage assessment frameworks.

The various challenges can cause problems with fairness. Judgments that rely on experience and intuition of medical staff can introduce cognitive biases and unintentional discrimination, especially when clinical information is incomplete [25]. In addition, the completeness and consistency of triage data in electronic medical records are often limited, which complicates data-driven process

analysis and detection of inequities in care flow [22]. Time pressures and resource limitation in the emergency room can force rushed triage decisions and potentially affected the accuracy of patient prioritization [32]. Studies have shown that subjective factors such as social status [7], economic background [15], age [3], and gender [3], [15] may also influence triage decisions. Each triage assessment recorded in the MIMIC-IV Emergency Department event log represents a process instance of this decision-making procedure, which forms the basis of our empirical analysis. These issues highlight why fairness in triage processes is a critical topic for empirical investigation.

Several measures have been discussed to address challenges. Studies [19] indicate that prioritizing critical patients is relatively straightforward, whereas prioritizing non-critical cases is more complex. While a first-come, first-served queue system can be used [19], [11], it does not always align with real-world emergencies, particularly when patients have different levels of urgency. In such cases, a lottery-based system [4, 11] may offer a fair alternative, ensuring equal treatment for patients with similar conditions while minimizing subjective biases.

Fair and equal treatment is required for emergency care in the U.S. health system is regulated under Emergency Medical Treatment and Active Labor Act (EMTALA), which mandates nondiscriminatory triage and treatment irrespective of race, gender, insurance status, socioeconomic background, or language [36]. The Emergency Severity Index (ESI) is similarly designed to prioritize clinical urgency over non-clinical characteristics. Therefore, deviations in waiting time or care trajectory across sensitive attributes should only reflect differences in clinical need. Unexplained deviations may indicate a breach in fairness principle.

2.3 Fairness-Aware Process Mining

In the context of process mining, research on responsible practices has been conducted by Mannhardt et al. [21]. They emphasized that process mining without responsibility may have a negative impact, particularly in cases of misuse of confidential data. They advocate to consider fairness, accuracy, confidentiality, and transparency (FACT) [2] when conducting responsible process mining research. Without fairness mechanisms [26] and a responsible use of data [35], process analysis risks producing biased recommendations and violating fairness principles.

Recent developments in fairness-aware process mining propose embedding discrimination metrics into process model to avoid unfair root-cause analyses. For instance, [27] suggests constructing classifiers that remove unwanted associations between sensitive attributes and outcomes to uncover implicit but practically relevant patterns. Ethical values such as fairness, accountability, transparency, and responsibility can be embedded throughout the BPM lifecycle to align process design and execution with ethical concern [18]. Integrating these values not only enhances the validity of fairness assessments but also supports more ethical and socially legitimate business process implementations.

Fairness-aware process mining is an appropriate technique because unfairness can emerge from process structures and execution patterns, rather than solely from individual decisions. In triage, this makes process-level fairness analysis essential for exposing disparities that are invisible at the outcome level.

3 Method

This section outlines the structured stages through which we move from empirical analysis to the conceptualization of fairness-aware process mining in triage settings. An overview of the data preparation and analysis pipeline is illustrated in Figure 2. We adopt a case study research approach [30].

3.1 Research Objective and Approach

Our goal is to systematically extract fairness-relevant elements from healthcare event log data and organize them into fairness-oriented process mining dimensions. To that end, we build on Gilliland’s model of organizational justice distinguishing distributive, procedural and interactional dimensions [13]. In particular, we try to understand (a) how applicable PM techniques are for fairness assessment and (b) how plausible the results are. The case under investigation is the MIMIC-IV ED dataset on the triage process. Following guidelines from [30], we adopt an exploratory and explanatory approach to examine business process outcomes (BPOs) related to fairness. We combine process mining and non-parametric statistical tests to analyze outcomes across race, gender, age, insurance and language. The selected BPOs are then mapped to justice dimensions distributive, procedural and interactional justice as an analytical framework.

3.2 Data Collection and Processing

MIMIC-IV ED is a large dataset comprising records of patients admitted to the emergency department or the intensive care unit at BIDMC, Boston, US [17]. It contains five primary tables: diagnosis, medrecon, pyxis, triage, and vitalsign. For this study, we utilize an event log conversion of the MIMIC-IV ED, known as MIMICEL [34]. MIMICEL includes essential columns required for process mining: case_id, timestamp, and activity. It also provides case attributes represented by columns directly taken from the original MIMIC-IV ED tables. Figure 2 shows our data processing pipeline to prepare the data for our study.

As we aim to analyze fairness based on patient severity, we first assess severity using the acuity level available in the MIMIC-IV ED dataset. This acuity assessment is derived from the ESI method [10]. Although ESI is designed to guide prioritization objectively, it may be inconsistent in practice, particularly across demographic groups. We assume that treatment should be delivered consistently regardless of race, gender, age, insurance or language which forms the basis for examining potential disparities.

The data were preprocessed by cleaning and imputing values for each variable within the same case ID, followed by validation after joining three tables:

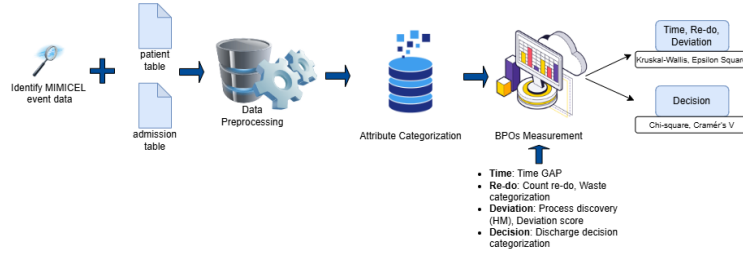


Fig. 2. Data Processing Pipeline for Fairness Analysis in Triage

patients, admissions, and MIMICEL. The attributes were subsequently grouped, and consistency counts were computed for each category, resulting in a final table grouped by race, age, gender, insurance, and language. The categorization for each attribute is presented in Appendix A. Each categorization is based on the closest corresponding group for each attribute. The “unknown” and “other” categories are retained, as some patients lack information on insurance, language, or race. For race, categories labeled as “deleted” are excluded.

Disparities were examined based on the selected business process outcomes (BPOs) for connections with demographic attributes. Statistical differences in outcomes across gender, age, race, insurance, and language were assessed using the Kruskal–Wallis and chi-square tests to compare multiple independent groups.

Finally, we categorize these characteristics into justice dimensions such as distributive, procedural, and interactional justice as the basis for analyzing organizational justice in emergency healthcare processes. This conceptual structure supports our later analysis of fairness patterns and guides the integration of fairness into process mining techniques.

3.3 Process Aspect Selection

In the first step, we identify potential BPOs that could indicate fairness or unfairness. Our analysis is guided by Pohl et al. [26] to determine which BPOs can be derived from the MIMIC-IV ED dataset [17]. Not all BPOs are directly observable in real-world data. Therefore, we assess them based on their presence in the event log, the relevancy of measuring fairness, and whether the outcomes can be meaningfully quantified. Based on [26], seven Business Process Outcomes (BPOs) can be employed to assess fairness. Table 2 presents the mapping of the selected process aspects. From this mapping, four outcomes are identifiable here for fairness analysis in the process model: time, re-do, deviation, and decision. Time denotes the duration between the first and the last activity of each case. Re-do refers to an activity that is executed more than once within a single case. Deviation occurs when a process instance deviates from the normal or expected model [26]. Finally, decision indicates a point in the process where a choice is made that influences subsequent execution process [9].

The content of Table 2 is derived as follows. For each BPO outcome, we determine its presence: *Fully present* when the information explicitly exists or can

Table 2. Business Process Outcomes and Fairness Judgement

BPOs [26]	In Event Log	Relevant	Measurable	Judgement
Time	Fully present	High	Yes	High
Re-do	Fully present	Medium	Limited	Acceptable
Deviation	Fully present	Medium	Yes	Acceptable
Resource allocation	Not present	Low	No	Insufficient
Decision	Fully present	Medium	Yes	Acceptable
Workload	Not present	Low	No	Insufficient
Task complexity	Not present	Low	Yes	Insufficient

be obtained through data processing, and *Not present* if it cannot be derived from the event log. We then classify their relevance to fairness as *High* when it is directly relevant and can clearly measure fairness, *Medium* when there is a potential to measure fairness, and *Low* when it is not possible to measure. The relevance is considered *Low* since the event log does not contain information about the involvement of healthcare actors. Furthermore, we identify the possibility of fairness measurement within the event log as *Yes* (if it can be easily measured), *Limited* (if measurement is possible but cannot be directly obtained), and *No* (for outcomes that cannot be measured from the event log). Finally, we conclude the judgement to be *High*, *Acceptable*, or *Insufficient* based on the results of the previous assessment, particularly their presence in the event log. This evaluation is based on expert-driven assessment, as no ground truth labels are available for these outcomes. The classification further supports the selection of BPOs that are most feasible for fairness-aware process mining.

The outcome *Time* is fully present as a attribute in most event logs. As it is quantified, fairness can be assessed based on processing time. Therefore, this outcome is judged as High for fairness evaluation. The *Re-do* outcome is also fully present in the event log. However, the fairness implications require deeper exploration, resulting in a medium relevant. Although its measurability is limited, it remains possible to assess, therefore the final judgment is acceptable. Both *Deviation* and *Decision* are clearly captured in the event log. For relevance, these require further investigation, such as identifying the extent of deviations and decision distributions. Their measurability is high.

In contrast, *Resource allocation* and *Workload* are either not present or only weakly represented in the event log. Although relevancy evaluation would be meaningful if the data existed, the current lack of availability leads to low relevance and makes these outcomes not measurable. Often, they are insufficient for fairness analysis. Finally, *Task complexity* is not captured in the event log, resulting in low relevancy. Nonetheless, if the relevant data were to be obtained from external sources or derived from existing attributes, this outcome could be highly measurable. Thus, it is considered insufficient for fairness evaluation.

3.4 Business Process Outcome Measurement

To quantify each of BPO, we first conducted the time-based analysis. *Time* is the first BPO used to indicate the presence of potential unfairness. In this study,

it is measured as the duration between the start and end times of each sequential activity within a single case ID.

Next, we focus on *re-do*. First, we counted the total number of re-do activities occurring within each case ID. We then defined rules to classify which re-do activities represent waste and which are clinically necessary. In healthcare settings, certain activities may occur multiple times due to medical necessity and therefore should not be categorized as waste. Based on this classification scheme (Appendix A), we summed the number of re-do activities and calculated the percentage of waste relative to the total number of events in each case ID.

Afterwards, *deviation* is defined as the extent to which process executions deviate from the process model. To assess *deviation*, we applied token-based replay [1] to compare the MIMICEL event log with a process model discovered using the Heuristic Miner with a dependency threshold of 0.8. For each case, we measured fitness based on produced, consumed, remaining, and missing tokens.

The final outcome is *decision*, which was analyzed based on discharge disposition, with patients categorized into five groups. From the *decision* perspective, we examined how discharge decisions were made across different acuity levels.

4 Results

This section presents the results of our fairness analysis for each potential BPOs using the MIMIC-IV ED dataset provided by Johnson et al. [17] through the PhysioNet platform [14]. Figure 3 presents an overview of the triage process as mined using the timeline based process discovery [29].

4.1 Bridging Empirical and Conceptual

We use the MIMICEL dataset [34], which consists of 7,422,277 rows with 413,893 cases. The distribution of age groups is: 166,965 in the *until-45* group, 135,971 in the *until-65* group, and 110,957 in the *older* group. The dataset includes 224,578 females and 189,315 males.

In our analysis, we conduct the Kruskal–Wallis test to determine significant differences of race, gender, age, language, and insurance on *time*, *re-do* and *deviation* for each ESI level, as shown in Tables 3–5. For *decision*, we conduct a chi-square test to quantify the magnitude of differences between groups (see Table 6), as the *decision* variable is categorical and represents discharge outcomes in the emergency department. For these tests, a p-value below the conventional threshold of 0.05 was considered statistically significant, indicating a low probability that the observed differences occurred by chance.

In addition, we calculated effect sizes using the epsilon-squared (ϵ^2) measure for *time*, *re-do* and *deviation*, and Cramer’s V for *decision* outcomes. ϵ^2 values of <0.01, 0.06, 0.14, and >0.14 are interpreted as negligible, small, medium, and large effects, respectively, following commonly adopted conventions for non-parametric effect sizes. Similarly, Cramer’s V values of 0.1, 0.3, 0.5, and >0.5 are

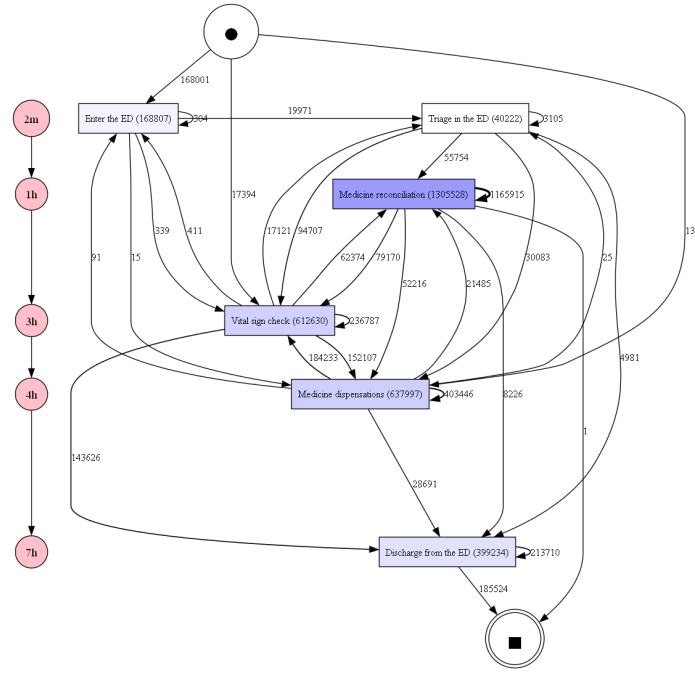


Fig. 3. MIMIC-IV ED

considered small, medium, large, and very large effects. These measures provide insights into the magnitude of differences.

Table 3 shows that time is statistically significant, with a small effect size, only for acuity levels 4 and 5 for the *age* attribute. This indicates that, in terms of *time*, differentiation across age groups occurs primarily among patients with lower severity levels. This also suggests that patients in different age groups within non-urgent cases are treated differently in terms of duration.

While the time-based results highlight differences in process duration, it is also essential to investigate whether these differences are reflected in process behavior. We therefore examined whether *re-do* activities were significantly associated with gender, race, age, insurance, and language across ESI levels 1–4 using the Kruskal–Wallis test (Table 4). For level 5, none of the attributes were statistically significant. As shown in Table 4, insurance and language show significant differences with small effect sizes at acuity levels 1, 2, and 3. This suggests that insurance and language are systematically associated with differences in process inefficiency across demographic groups and are consistently linked to higher variation in *re-do* behavior among patients with higher severity levels.

Moreover, for the *deviation* outcome, statistically significant differences with higher effect sizes were observed for acuity level 3 across all attributes ($p < 0.05$), with a large effect size for insurance. In contrast, at acuity levels 1, 2, 4, and 5, the effect sizes were generally lower (Table 5). Across all acuity levels, race

Table 3. Kruskal–Wallis test and effect sizes (ϵ^2) across acuity levels for *time*

Acuity	Attribute	p-value	ϵ^2	Significant	Interpretation
1	Race	< 0.001	0.0004	Yes	Negligible
1	Age group	< 0.001	0.0035	Yes	Negligible
1	Gender	< 0.001	0.0002	Yes	Negligible
1	Insurance	< 0.001	0.0029	Yes	Negligible
1	Language	0.006	~0.0000	Yes	Negligible
2	Race	< 0.001	0.0006	Yes	Negligible
2	Age group	< 0.001	0.0059	Yes	Negligible
2	Gender	< 0.001	0.0002	Yes	Negligible
2	Insurance	< 0.001	0.0046	Yes	Negligible
2	Language	< 0.001	0.0010	Yes	Negligible
3	Race	< 0.001	0.0014	Yes	Negligible
3	Age group	< 0.001	0.0097	Yes	Negligible
3	Gender	< 0.001	0.0004	Yes	Negligible
3	Insurance	< 0.001	0.0051	Yes	Negligible
3	Language	< 0.001	0.0015	Yes	Negligible
4	Race	< 0.001	0.0022	Yes	Negligible
4	Age group	< 0.001	0.0175	Yes	Small
4	Gender	< 0.001	0.0010	Yes	Negligible
4	Insurance	< 0.001	0.0022	Yes	Negligible
4	Language	< 0.001	0.0016	Yes	Negligible
5	Race	< 0.001	0.0041	Yes	Negligible
5	Age group	< 0.001	0.0285	Yes	Small
5	Gender	0.655	~0.0000	No	Negligible
5	Insurance	< 0.001	0.0068	Yes	Negligible
5	Language	< 0.001	0.0075	Yes	Negligible

and gender consistently indicate the lowest effect sizes, followed by age, while insurance and language tend to show similar and relatively higher effect sizes. For acuity level 5, the insurance attribute was not tested due to insufficient group size ($n < 30$). Overall, deviation is more strongly associated with differences in age, insurance, and language than with race or gender.

The chi-square test for the *decision* outcome reveals similar patterns for acuity levels 1–3, where all attributes are statistically significant (Table 6). Also race and gender show lower effect sizes than age, while insurance and language indicate the largest effect sizes. For acuity levels 4 and 5, race and gender are not statistically significant, whereas insurance and language remain associated with the highest effect sizes. Notably, for acuity level 5, insurance demonstrates a very large effect size compared to other demographic attributes. Overall, these findings suggest that discharge decisions in the emergency department are more strongly associated with insurance and language across all acuity levels, while race and gender show limited association with disparities in decision outcomes.

4.2 Characterizing by Justice Dimension

This section integrates the results of the BPOs into relevant justice dimensions. Based on the analysis, we characterize each BPO by aligning it with a corresponding justice principle [13] and providing the rationale, as summarized in

Table 4. Kruskal–Wallis test and effect sizes (ϵ^2) across acuity levels for re-do

Acuity	Attribute	p-value	ϵ^2	Significant	Interpretation
1	Race	0.138	0.0002	No	Negligible
1	Age group	< 0.001	0.0089	Yes	Negligible
1	Gender	< 0.001	0.0007	Yes	Negligible
1	Insurance	< 0.001	0.0255	Yes	Small
1	Language	< 0.001	0.0228	Yes	Small
2	Race	< 0.001	0.0012	Yes	Negligible
2	Age group	< 0.001	0.0059	Yes	Negligible
2	Gender	< 0.001	0.0002	Yes	Negligible
2	Insurance	< 0.001	0.0439	Yes	Small
2	Language	< 0.001	0.0420	Yes	Small
3	Race	< 0.001	0.0015	Yes	Negligible
3	Age group	< 0.001	0.0004	Yes	Negligible
3	Gender	< 0.001	0.0021	Yes	Negligible
3	Insurance	< 0.001	0.0311	Yes	Small
3	Language	< 0.001	0.0294	Yes	Small
4	Race	< 0.001	0.0023	Yes	Negligible
4	Age group	< 0.001	0.0008	Yes	Negligible
4	Gender	< 0.001	0.0032	Yes	Negligible
4	Insurance	< 0.001	0.0032	Yes	Negligible
4	Language	< 0.001	0.0033	Yes	Negligible
5	Race	0.798	~0.0000	No	Negligible
5	Age group	0.236	~0.0008	No	Negligible
5	Gender	0.362	~0.0000	No	Negligible
5	Insurance	—	—	—	Not tested
5	Language	0.220	~0.0005	No	Negligible

Table 7. After evaluating the statistical significance of the BPOs, we identified *time*, *re-do*, *deviation*, and *decision* as potential indicators of differences in the process. Specifically, *decision* is associated with distributive justice, as it reflects whether patients receive appropriate discharge decisions based on their medical needs. In contrast, *time*, *deviation*, and *re-do* relate to process consistency and adherence to procedures, which align with procedural justice. Lastly, *re-do*, as an outcome related to interaction during care delivery, is also associated with interactional justice.

As highlighted in the results, acuity levels 1–3 show significant differences across age, insurance, and language, reinforcing the importance of fairness considerations. In contrast, for the *time* outcome, statistically significant differences are observed only at acuity levels 4–5 for the age attribute. These findings support the conceptual linkage between BPOs and justice dimensions, providing insights for further fairness-aware process mining research. Integrating empirical findings into justice dimensions not only offers a structured framework for fairness analysis but also provides practical insights for improving emergency healthcare processes. By identifying how BPOs reflect distributive, procedural, and interactional justice, stakeholders can better monitor, audit, and redesign triage workflows to reduce disparities.

Table 5. Kruskal–Wallis test and effect sizes (ϵ^2) across acuity levels for deviation

Acuity	Attribute	p-value	ϵ^2	Significant	Interpretation
1	Race	< 0.001	0.0035	Yes	Negligible
1	Age group	< 0.001	0.0443	Yes	Small
1	Gender	0.381	~0.0000	No	Negligible
1	Insurance	< 0.001	0.0924	Yes	Medium
1	Language	< 0.001	0.0701	Yes	Medium
2	Race	< 0.001	0.0079	Yes	Negligible
2	Age group	< 0.001	0.0877	Yes	Medium
2	Gender	< 0.001	0.0006	Yes	Negligible
2	Insurance	< 0.001	0.1086	Yes	Medium
2	Language	< 0.001	0.0770	Yes	Medium
3	Race	< 0.001	0.0145	Yes	Small
3	Age group	< 0.001	0.1316	Yes	Medium
3	Gender	< 0.001	0.0036	Yes	Negligible
3	Insurance	< 0.001	0.1554	Yes	Large
3	Language	< 0.001	0.1375	Yes	Medium
4	Race	< 0.001	0.0088	Yes	Negligible
4	Age group	< 0.001	0.1243	Yes	Medium
4	Gender	< 0.001	0.0056	Yes	Negligible
4	Insurance	< 0.001	0.0432	Yes	Small
4	Language	< 0.001	0.0399	Yes	Small
5	Race	0.015	0.0079	Yes	Negligible
5	Age group	< 0.001	0.0694	Yes	Medium
5	Gender	0.657	~0.0000	No	Negligible
5	Insurance	—	—	—	Not tested
5	Language	< 0.001	0.0173	Yes	Small

4.3 Discussion

The findings suggest that fairness disparities might exist in the triage process, particularly among patients assigned the same ESI level. Our results show that patients at acuity levels 1–3 experience significant differences across *re-do*, *deviation*, and *decision*, particularly with respect to age, insurance, and language. Although this case study focuses on triage and the Medical Screening Examination (MSE), which is regulated under EMTALA [36] to ensure equal access to emergency care, disparities still emerge, with patient insurance status remaining a major influencing factor. In addition, patients with acuity level 4 and 5 also show disparities associated with age factor, particularly in terms of *time* outcome. This pattern suggests that age-related differences in waiting time may reflect prioritization practices not only based on acuity but also influenced by perceived vulnerability.

While Lauridsen et al. [19] identified sub-acute categories as particularly vulnerable in triage decisions, our results show that significant differences are more evident for acuity levels 1–3, especially with respect to age, insurance, and language. This apparent difference reflects variations in triage systems rather than a contradiction in findings. In both cases, disparities emerge in situations characterized by high clinical process complexity, where patient pathways may diverge. In our setting, such conditions occur not only among lower-acuity and

Table 6. Chi-square test and effect sizes (Cramér’s V) across acuity levels for discharge decision

Acuity	Attribute	p-value	Cramér’s V	Significant	Interpretation
1	Race	< 0.001	0.049	Yes	Small
1	Age group	< 0.001	0.29	Yes	Medium
1	Gender	< 0.001	0.0702	Yes	Small
1	Insurance	< 0.001	0.37	Yes	Large
1	Language	< 0.001	0.49	Yes	Large
2	Race	< 0.001	0.06	Yes	Small
2	Age group	< 0.001	0.26	Yes	Medium
2	Gender	< 0.001	0.0549	Yes	Small
2	Insurance	< 0.001	0.33	Yes	Large
2	Language	< 0.001	0.42	Yes	Large
3	Race	< 0.001	0.07	Yes	Small
3	Age group	< 0.001	0.21	Yes	Medium
3	Gender	< 0.001	0.0433	Yes	Small
3	Insurance	< 0.001	0.37	Yes	Large
3	Language	< 0.001	0.49	Yes	Large
4	Race	0.179	0.0164	No	Small
4	Age group	< 0.001	0.0875	Yes	Small
4	Gender	0.413	0.0119	No	Small
4	Insurance	< 0.001	0.29	Yes	Medium
4	Language	< 0.001	0.37	Yes	Large
5	Race	0.808	0.046	No	Small
5	Age group	< 0.001	0.1057	Yes	Medium
5	Gender	0.122	0.0628	No	Small
5	Insurance	< 0.001	0.5024	Yes	Very large
5	Language	< 0.001	0.394	Yes	Large

sub-acute patients but also extend to high-acuity cases, where coordination and communication demands are substantial. These findings further demonstrate that disparities span a broader range of clinical severities when examined from a process-oriented perspective.

On the one hand, our observations raise concerns about distributive, procedural and interactive justice in triage practices, even in critical emergency care. On the other hand, given the absence of comorbidity or prior condition data in MIMIC-IV ED, these findings warrant cautious interpretation. As fairness cannot be directly observed, our statistical analysis is an analysis of differences. Mind that various other factors not available in our dataset could be contributing to these differences, relating to medical conditions, and operational workload.

Although this study relies on a single dataset from one healthcare institution, the analyzed triage process is aligned with the ESI method, which is widely applied in emergency departments worldwide. The medical center contributing to the MIMIC-IV dataset also operates under formal accreditation standards that support nationwide ranking achievements. Thus, despite its context-specific scope, the process design reflects internationally recognized triage principles.

Future work should explore integrating additional patient attributes such as medical records, and socioeconomic status to more fully contextualize outcomes,

Table 7. Summary of results by organizational justice dimension

Justice type	BPO	Acuity level(s)	Key attributes	Effect size
Distributive	Decision	1–5	Age Insurance Language	Medium–very large
	Time	4–5	Age	Negligible–small
Procedural	Deviation	1–3 (strong), 4–5 (weak)	Age Insurance Language	Small–large
	Re-do	1–3	Insurance Language	Negligible–small
Interactional	Re-do (interaction-related)	1–3	Language	Negligible–small

as well as the time of emergency visits and the workload of medical staff. Additionally, linking event logs with other clinical systems that provide more detailed patient records may help uncover the root causes of process-based disparities. Developing fairness-aware process monitoring tools for emergency healthcare could support real-time auditing and assist decision-makers in providing more equitable treatment paths.

5 Conclusion

This study demonstrates the importance of integrating fairness considerations into process mining practices, particularly in critical healthcare settings such as emergency triage. By leveraging the MIMIC-IV ED dataset and grounding our analysis in justice theory, we identified statistically significant differences in business process outcomes related to age, race, gender, insurance and language especially among high-acuity to sub-acute patient categories (level 1-3). These findings highlight that even in highly standardized and time-critical settings like triage, subjective factors might potentially be in place with an influence on decision-making processes. This raises concerns about procedural, distributive and interactional justice in healthcare workflows. By mapping empirical disparities to justice dimensions, our work provides a structured approach for evaluating fairness in real-life event log, supporting the broader agenda of responsible and ethics-aware process mining.

Acknowledgments. This research was supported by the Einstein Foundation Berlin under grant EPP-2019-524, by the Federal Ministry of Research, Technology and Space under the grant 16DII133, and by Deutsche Forschungsgemeinschaft under grants 496119880 (VisualMine), 531115272 (ProImpact), SFB 1404/2 (FONDA), and Elsa Neumann Stipendium (H78027).

References

1. Van der Aalst, W., Adriansyah, A., Van Dongen, B.: Replaying history on process models for conformance checking and performance analysis. *Wiley Interdisciplinary Reviews: Data Mining and Knowledge Discovery* **2**(2), 182–192 (2012)
2. van der Aalst, W.M., Bichler, M., Heinzl, A.: Responsible data science. *Business & Information Systems Engineering* **59**, 311–313 (10 2017)
3. Ahmed, S., Alsisi, R.H.: Ethical triage in public health emergency facilities: distributive justice—a decision model. *Kybernetes* (2024)
4. Broome, J.: Fairness. In: *Proceedings of the Aristotelian society*. vol. 91, pp. 87–101. JSTOR (1990)
5. Buja, A., et al.: Need and disparities in primary care management of patients with diabetes. *BMC Endocrine Disorders* **14**, 1–8 (2014)
6. Cappelen, A.W., Norheim, O.F.: Responsibility, fairness and rationing in health care. *Health policy* **76**(3), 312–319 (2006)
7. Chakraborty, R., Achour, N.: Setting up a just and fair icu triage process during a pandemic: a systematic review. In: *Healthcare*. vol. 12, p. 146. MDPI (2024)
8. Chou, A.F., Brown, A.F., Jensen, R.E., Shih, S., Pawlson, G., Scholle, S.H.: Gender and racial disparities in the management of diabetes mellitus among medicare patients. *Women’s Health Issues* **17**(3), 150–161 (2007)
9. Dumas, M., Rosa, M.L., Mendling, J., Reijers, H.A.: *Fundamentals of business process management: Second edition* pp. 1–527 (3 2018)
10. Fernandes, M., Mendes, R., Vieira, S.M., Leite, F., Palos, C., Johnson, A., Finkelstein, S., Horng, S., Celi, L.A.: Predicting intensive care unit admission among patients presenting to the emergency department using machine learning and natural language processing. *PloS one* **15**(3), e0229331 (2020)
11. Ghanbari, V., Ardalan, A., Zareiyani, A., Nejati, A., Hanfling, D., Bagheri, A., Rostamnia, L.: Fair prioritization of casualties in disaster triage: a qualitative study. *BMC emergency medicine* **21**, 1–9 (2021)
12. Gilboy, N., Tanabe, P., Travers, D., Rosenau, A.M., et al.: Emergency severity index (esi): a triage tool for emergency department care, version 4. *Implementation handbook* **2012**, 12–0014 (2012)
13. Gilliland, S.W.: The perceived fairness of selection systems: An organizational justice perspective. *Academy of management review* **18**(4), 694–734 (1993)
14. Goldberger, A.L., Amaral, L.A.N., Glass, L., Hausdorff, J.M., Ivanov, P.C., Mark, R.G., Stanley, H.E.: Physiobank, physiotoolkit, and physionet: Components of a new research resource for complex physiologic signals. *Circulation* **101**(23), e215–e220 (2000), [Online]
15. Holzer, F., Biller-Andorno, N., Baumann, H.: The role of social justice in triage revisited: a threshold conception. *Medicine, Health Care and Philosophy* **28**(1), 161–169 (2025)
16. Iserson, K.V., Moskop, J.C.: Triage in medicine, part i: concept, history, and types. *Annals of emergency medicine* **49**(3), 275–281 (2007)
17. Johnson, A., Bulgarelli, L., Pollard, T., Celi, L.A., Mark, R., Horng, S.: MIMIC-IV-ED (version 2.2). <https://doi.org/10.13026/5ntk-km72> (2023), physioNet. RRID:SCR_007345
18. Kern, C.J., Poss, L., Kroenung, J., Schöning, S.: Navigating the moral maze: a literature review of ethical values in business process management. *Business Process Management Journal* **30**(8), 343–370 (2024)

19. Lauridsen, S.: Emergency care, triage, and fairness. *Bioethics* **34**(5), 450–458 (2020)
20. de Leoni, M., Padella, A.: Achieving fairness in predictive process analytics via adversarial learning. In: *International Conference on Cooperative Information Systems*. pp. 346–354. Springer (2024)
21. Mannhardt, F.: Responsible process mining. *Lecture Notes in Business Information Processing* **448**, 373–401 (2022)
22. Mashoufi, M., Ayatollahi, H., Khorasani-Zavareh, D., Talebi Azad Boni, T.: Data quality assessment in emergency medical services: an objective approach. *BMC Emergency Medicine* **23**(1), 10 (2023)
23. Muskan, Mannhardt, F., van Dongen, B.: Extending genetic process discovery to reveal unfairness in processes. In: *International Conference on Process Mining*. pp. 751–763. Springer (2024)
24. Peeperkorn, J., De Vos, S.: Achieving group fairness through independence in predictive process monitoring. In: *International Conference on Advanced Information Systems Engineering*. pp. 185–203. Springer (2025)
25. Peitzman, C., Carreras Tartak, J.A., Samuels-Kalow, M., Raja, A., Macias-Konstantopoulos, W.L.: Racial differences in triage for emergency department patients with subjective chief complaints. *The Western Journal of Emergency Medicine* **24**(5), 888–893 (2023)
26. Pohl, T., Qafari, M.S., van der Aalst, W.M.: Discrimination-aware process mining: a discussion. In: *ICPM Workshops*. pp. 101–113. Springer (2022)
27. Qafari, M.S., Van der Aalst, W.: Fairness-aware process mining. In: *On the Move to Meaningful Internet Systems: OTM 2019 Conferences: Confederated International Conferences: CoopIS, ODBASE, C&TC 2019, Rhodes, Greece, October 21–25, 2019, Proceedings*. pp. 182–192. Springer (2019)
28. Rojas, E., Munoz-Gama, J., Sepúlveda, M., Capurro, D.: Process mining in health-care: A literature review. *Journal of biomedical informatics* **61**, 224–236 (2016)
29. Rubensson, C., Kaur, H., Kampik, T., Mendling, J.: Timeline-based process discovery. *Information Systems* p. 102568 (2025)
30. Runeson, P., Höst, M.: Guidelines for conducting and reporting case study research in software engineering. *Empirical software engineering* **14**(2), 131–164 (2009)
31. Sapra, A., Malik, A., Bhandari, P.: Vital sign assessment. In: *StatPearls [internet]*. StatPearls Publishing (2023)
32. Soola, A.H., Mehri, S., Azizpour, I.: Evaluation of the factors affecting triage decision-making among emergency department nurses and emergency medical technicians in iran: a study based on benner’s theory. *BMC Emergency Medicine* **22**(1), 174 (2022). <https://doi.org/10.1186/s12873-022-00729-y>
33. Varkey, B.: Principles of clinical ethics and their application to practice. *Medical Principles and Practice* **30**(1), 17–28 (2021)
34. Wei, J., He, Z., Ouyang, C., Moreira, C.: MIMICEL: MIMIC-IV Event Log for Emergency Department (version 2.1.0). <https://doi.org/10.13026/c9yj-1t90> (2023), physioNet. RRID:SCR_007345
35. Wynn, M.T., Sadiq, S.: Responsible process mining-a data quality perspective. In: *BPM*. pp. 10–15. Springer (2019)
36. Zibulewsky, J.: The emergency medical treatment and active labor act (emtala): what it is and what it means for physicians. In: *Baylor University Medical Center Proceedings*. vol. 14, pp. 339–346. Taylor & Francis (2001)

A APPENDIX

Table 8. Race Category Mapping

Original Category	Count New Category	Race Group
WHITE	228,077 WHITE	Caucasian
WHITE – OTHER EUROPEAN	8,991 WHITE	Caucasian
WHITE – RUSSIAN	6,091 WHITE	Caucasian
WHITE – BRAZILIAN	1,484 WHITE	Caucasian
PORTUGUESE	1,457 WHITE	Caucasian
WHITE – EASTERN EUROPEAN	1,312 WHITE	Caucasian
HISPANIC OR LATINO	3,140 UNKNOWN_RACE	Delete
PATIENT DECLINED TO ANSWER	624 UNKNOWN_RACE	Delete
MULTIPLE RACE/ETHNICITY	281 UNKNOWN_RACE	Delete
UNABLE TO OBTAIN	244 UNKNOWN_RACE	Delete
HISPANIC/LATINO – PUERTO RICAN	14,032 MULTI_ETHNIC	Multiethnic
HISPANIC/LATINO – DOMINICAN	8,328 MULTI_ETHNIC	Multiethnic
UNKNOWN	7,051 MULTI_ETHNIC	Multiethnic
HISPANIC/LATINO – GUATEMALAN	2,352 MULTI_ETHNIC	Multiethnic
HISPANIC/LATINO – SALVADORAN	1,497 MULTI_ETHNIC	Multiethnic
HISPANIC/LATINO – COLUMBIAN	1,306 MULTI_ETHNIC	Multiethnic
HISPANIC/LATINO – MEXICAN	1,260 MULTI_ETHNIC	Multiethnic
SOUTH AMERICAN	1,063 MULTI_ETHNIC	Multiethnic
HISPANIC/LATINO – HONDURAN	1,005 MULTI_ETHNIC	Multiethnic
HISPANIC/LATINO – CUBAN	790 MULTI_ETHNIC	Multiethnic
HISPANIC/LATINO – CENTRAL AMERICAN	788 MULTI_ETHNIC	Multiethnic
BLACK/AFRICAN AMERICAN	76,777 BLACK	Non-Caucasian
BLACK/CAPE VERDEAN	7,635 BLACK	Non-Caucasian
BLACK/AFRICAN	4,887 BLACK	Non-Caucasian
BLACK/CARIBBEAN ISLAND	3,674 BLACK	Non-Caucasian
ASIAN – CHINESE	7,348 ASIAN	Non-Caucasian
ASIAN	7,294 ASIAN	Non-Caucasian
ASIAN – ASIAN INDIAN	1,565 ASIAN	Non-Caucasian
ASIAN – SOUTH EAST ASIAN	1,533 ASIAN	Non-Caucasian
AMERICAN INDIAN/ALASKA NATIVE	1,037 NATIVE_AMERICAN	Non-Caucasian
ASIAN – KOREAN	786 ASIAN	Non-Caucasian
NATIVE HAWAIIAN OR OTHER PACIFIC ISLANDER	507 PACIFIC_ISLANDER	Non-Caucasian
OTHER	20,736 OTHER	Other

Table 9. Language Category Mapping

Original Category	Count Language Group
ENGLISH	181,615 ENGLISH
SPANISH	7,364 NON_ENGLISH
RUSSIAN	3,488 NON_ENGLISH
CHINESE	2,866 NON_ENGLISH
KABUVERDIANU	1,994 NON_ENGLISH
HAITIAN	1,069 NON_ENGLISH
PORTUGUESE	978 NON_ENGLISH
OTHER	526 NON_ENGLISH
VIETNAMESE	440 NON_ENGLISH
MODERN GREEK (1453-)	407 NON_ENGLISH
ITALIAN	399 NON_ENGLISH
ARABIC	264 NON_ENGLISH
AMERICAN SIGN LANGUAGE	237 NON_ENGLISH
POLISH	199 NON_ENGLISH
PERSIAN	196 NON_ENGLISH
KOREAN	133 NON_ENGLISH
THAI	108 NON_ENGLISH
FRENCH	99 NON_ENGLISH
AMHARIC	98 NON_ENGLISH
UNKNOWN	222,078 UNKNOWN

Table 10. Insurance Category Mapping

Original Category	Count Insurance Group
MEDICARE	95,009 Public
MEDICAID	42,437 Public
PRIVATE	56,357 Private
OTHER	5,348 Private
UNKNOWN	225,797 Unknown
NO CHARGE	4 Unknown

Table 11. Mapping of discharge dispositions to discharge groups

Discharge disposition	Count	Discharge group
UNKNOWN	289,265	UNKNOWN
HOME	55,540	HOME
HOME HEALTH CARE	31,263	HOME
SKILLED NURSING FACILITY	20,599	FACILITY
REHAB	4,405	FACILITY
DIED	3,814	DEATH
CHRONIC/LONG TERM ACUTE CARE	2,710	FACILITY
HOSPICE	2,124	DEATH
AGAINST ADVICE	1,520	AGAINST_ADVICE
PSYCH FACILITY	1,089	FACILITY
OTHER FACILITY	650	FACILITY
ACUTE HOSPITAL	609	FACILITY
ASSISTED LIVING	281	FACILITY
HEALTHCARE FACILITY	24	FACILITY

Table 12. Re-do (rework) classification rules per activity

Activity	Expected frequency per stay ID	Rework classification
Enter the ED	1	If more than one occurrence; potential waste (waste redo)
Triage in the ED	1 (rare update)	More than one occurrence indicates potential waste; further assessment required to distinguish clinical redo from waste redo. If acuity changes or increases and the time gap exceeds 30 minutes, the repetition is considered clinically justified (clinical redo), otherwise waste redo
Vital sign check	Multiple	Clinically needed (clinical redo)
Medicine dispensations	Multiple	Clinically needed (clinical redo)
Medicine reconciliation	Multiple (conditional)	Clinically needed (clinical redo)
Discharge from the ED	1	If more than one occurrence; potential waste (waste redo)