

Modeling Multi-Party Interaction in Couples Therapy: A Multi-Agent Simulation Approach

Canwen Wang*
Carnegie Mellon University
Pittsburgh, PA, USA
canwenw@andrew.cmu.edu

Angela Chen*
Carnegie Mellon University
Pittsburgh, PA, USA
angelac2@andrew.cmu.edu

Catherine Bao
University of Utah
Salt Lake, UT, USA
Catherine.1Bao@gmail.com

Siwei Jin
Carnegie Mellon University
Pittsburgh, PA, USA
siwei@andrew.cmu.edu

Yee Kit Chan
Carnegie Mellon University
Pittsburgh, PA, USA
yeekitc@andrew.cmu.edu

Jessica R Mindel
Carnegie Mellon University
Pittsburgh, PA, USA
jrmindel@andrew.cmu.edu

Sijia Xie
Carnegie Mellon University
Pittsburgh, PA, USA
sijiax@andrew.cmu.edu

Holly Swartz
University of Pittsburgh
Pittsburgh, USA
swartzha@upmc.edu

Tongshuang Wu
Carnegie Mellon University
Pittsburgh, USA
sherryw@cs.cmu.edu

Robert E Kraut†
Carnegie Mellon University
Pittsburgh, USA
robert.kraut@cmu.edu

Haiyi Zhu†
Carnegie Mellon University
Pittsburgh, USA
haiyiz@andrew.cmu.edu

Abstract

Couples therapy, or relationship counseling, helps partners resolve conflicts, improve satisfaction, and foster psychological growth. Traditional approaches to training couples therapists, such as textbooks and roleplay, often fail to capture the complexity and emotional nuance of real couple dynamics. We present a novel multimodal, multi-agent simulation system that models multi-party interactions in couples therapy. Informed by our systematic research, this system creates a low-stakes environment for trainee therapists to gain valuable practical experience dealing with the critical demand-withdraw communication cycle across six couple-interaction stages. In an evaluation study involving 21 US-based licensed therapists, participants blind to conditions identified the engineered agent behaviors (i.e., the stages and the demand-withdraw cycle) and rated overall realism and agent responses higher for the experimental system than the baseline. As the first known multi-agent framework for training couples therapists, our work builds the foundation for future research that fuses HCI technologies with couples therapy.

CCS Concepts

• Human-centered computing → Empirical studies in HCI.

1 Introduction

Standardized patients have long been used in medical training as a way to give trainees realistic yet safe practice opportunities, with systematic reviews showing positive effects on learner skill development and even patient outcomes [30, 34, 42]. Simulation-based

training with virtual patients extends these benefits while also addressing issues of cost and scalability, providing repeatable practice environments unconstrained by human availability. Recent systems have leveraged large language models (LLMs) to simulate patient interactions for counselor training, such as Roleplay-doh [24]. Yet these systems almost exclusively model one-on-one interactions, leaving open the question of how to simulate conversations involving more than one patient at a time, which is central to couples therapy or relationship counseling.

Couples therapy is a core modality in mental health care with evidence for improving relationship distress and supporting individual well-being [36]. Multiple structured interventions, such as Emotionally Focused Couple Therapy (EFT) and Behavioral Couple Therapy (BCT), offer procedures for targeting patterns that maintain conflict and disconnection [11, 14, 16, 20]. Yet training clinicians to navigate the *multi-party* realities of couples work remains difficult. Trainees must track two perspectives simultaneously, manage rapid emotional shifts, and intervene in live interaction cycles—skills that are hard to cultivate using textbooks and videos alone and imperfectly approximated by role-play due to issues with ecological validity, bias, cost, and scalability [9, 27, 28, 31, 35]. From a human-computer interaction (HCI) perspective, these constraints motivate interactive, simulation-based training tools that afford experiential practice with controllable complexity and timely feedback in multi-party, emotion-laden dialogue.

Across approaches and settings, communication problems are among the most frequently reported presenting concerns for couples experiencing relationship difficulties, conflict, or emotional strain [12, 26, 40]. A particularly robust pattern in distressed couples is the demand-withdraw cycle (also termed *pursue-withdraw*): one partner pursues change with criticism or pressure while the

*Both authors contributed equally to this research.

†Both authors are corresponding authors.

other avoids or defends, amplifying negative affect during and after conflict discussions [8, 13, 25]. EFT and related approaches explicitly organize intervention around identifying and de-escalating this cycle in-session [18]. For training, this points to a need for practice environments that reliably surface the cycle, let trainees test timing- and wording-sensitive interventions, and do so without relying on peers or supervisors to play clients.

Our paper introduces a multimodal, multi-agent simulation system for couples therapy that models the dynamics of two virtual patients and enables experiential practice with the complexities of multi-party dialogue. Our system models multi-party interaction with two virtual patients and a module that controls the stage of dialogue (the *stage controller*), centering on the demand-withdraw pattern and six recurrent stages: *greeting*, *problem raising*, *escalation*, *de-escalation*, *enactment*, and *wrap-up*. The system enables trainees to engage with agents that (a) display demand-withdrawal patterns, (b) exhibit stage-appropriate behaviors, and (c) shift from therapist-facing to partner-to-partner exchanges during conflict, thereby creating opportunities to practice calming, reframing, and restructuring strategies.

This design was informed through a systematic, three-stage research process. First, we synthesized theories and literature on couples therapy. Second, we conducted semi-structured interviews with two experienced couples therapists, who converged on a six-stage session flow and emphasized nonlinearity and emotional shifts as triggers for intervention. Third, we performed a secondary analysis of seven publicly available couples therapy transcripts (including 1,621 conversation turns), which confirmed that these patterns recur in authentic sessions.

We evaluated our couple agent design in a within-subjects study with 21 licensed U.S. therapists. Participants were asked to interact with an *experimental* system embodying the six stages and demand-withdraw dynamics and a *baseline* version without these behaviors; participants were blind to condition and order. We found that therapists were more likely to identify the engineered stages and the demand-withdraw cycle in the experimental system and rated both overall realism and agent responses higher than the baseline, with gains concentrated in *problem raising*, *escalation*, and *de-escalation*.

To our knowledge, this is the first multi-agent framework tailored to simulating realistic couples-therapy interaction. Our contributions are threefold: (1) a *stage-grounded, multi-agent simulation of couples therapy* that operationalizes six recurrent stages and the demand-withdraw pattern with multimodal feedback for trainees; (2) a *formative foundation* combining theory, expert interviews, and corpus analysis to derive stage definitions, agent behaviors, and transition logic; and (3) an *empirical evaluation with licensed therapists* showing higher perceived realism and clearer recognition of stage- and cycle-specific behaviors relative to a baseline, with stage-specific effects concentrated in problem raising, escalation, and de-escalation. The remainder of the paper reviews related work on couples therapy and simulation (Section 2), details our system design and implementation (Section 3), and reports quantitative and qualitative results from the evaluation (Section 4), followed by limitations and future directions (Section 5).

2 Related Work

2.1 Couples Therapy

In the field of mental health, most therapy takes the form of individual sessions where one person seeks support. Yet, beyond the one-on-one encounter lies the powerful domain of multi-party therapy, such as couples therapy, where the room holds more than one story. Couples therapy is a form of psychotherapy that involves both members of a committed partnership, whether married or unmarried, heterosexual or homosexual, and focuses on the patterns of interaction between partners [37]. Also known as marital therapy or relationship counseling, couples therapy is a psychotherapeutic process in which a trained clinician works with two individuals involved in a romantic relationship to resolve conflicts, improve relationship satisfaction, and promote emotional and psychological growth within the partnership [5, 16, 17].

Couples therapy has gained growing recognition in mental health care because of its three unique features, including the high prevalence of relationship distress, its impact on partners and their families, and strong evidence supporting the effectiveness of couples therapy—not only in addressing relationship distress but also as a primary or complementary intervention for a range of individual emotional, behavioral, and physical health challenges [36].

2.1.1 Treatments in Couples Therapy. Building on this recognition and demonstrated effectiveness, the field has converged on several evidence-based approaches that operationalize couples therapy into structured interventions. Among these, three interventions are well-established for couples therapy [11], including Emotionally Focused Couple Therapy (EFT), an empirically supported treatment for couples experiencing relationship distress [18, 20], Behavioral Couple Therapy (BCT), where therapist use behavioral techniques based on principles of operant conditioning, such as reinforcement [14], and Integrative behavioral couple therapy (IBCT), an evolution of BCT that designed to help couples achieve improved satisfaction [16].

2.1.2 Common Presenting Problems in Couples Therapy. Across treatment approaches, couples therapy consistently targets a core set of difficulties, most of which can be grouped into two domains: specific relationship problems (e.g., extramarital affairs) or mental and physical health problems (e.g., mood disorders such as depression) [36, 40]. Based on research, approximately 1.5% to 4% of married individuals will engage in extramarital sexual activity in any given year [2]. Also, approximately 17% of individuals experience a major depressive episode at some point in their lives [21].

Among the diverse challenges that couples bring to therapy, problems in communication stand out as the most frequently acknowledged source of conflict [12, 26, 40]. The core dynamic underlying problematic communication is often a negative interaction cycle known as **demand-withdraw**, referred to in Emotionally Focused Therapy (EFT) as the **pursue-withdraw** cycle. Demand-withdraw pattern is prevalent among couples experiencing distress. In this cycle, “One member (the demander) criticizes, nags, and makes demands of the other, while the partner (the withdrawer) avoids confrontation, withdraws, and becomes defensive” [13]. This pattern of behavior can intensify conflicts and fuel negative affect both during interaction between partners and the aftermath [8, 25].

EFT therapists use this cycle to track and attend to couples' patterns of interaction and attachment behaviors [18].

2.1.3 Training Challenges in Couples Therapy. Despite the widespread practice of couples therapy in the U.S., most mental health training programs provide little to no formal preparation in this domain. Outside of specialized marriage therapy programs, exposure to couples therapy is typically limited to elective coursework or minimal supervised experience. Senior practitioners in couples therapy have long raised concerns about how the practice unfolds in everyday clinical contexts [10].

In the training of couples therapists and practitioners, traditional methods such as textbook-centric learning, video demonstrations, and roleplay have long been the standard practice [9, 27]. Although textbooks and videos provide theoretical grounding, their static and linear presentation can limit trainees' ability to grasp the complex emotional and relational dynamics essential for effective therapeutic practice. Roleplay, another widely adopted technique, allows trainees to practice in simulated therapeutic sessions with peers or supervisors to build up their skills and self-efficacy in relationship counseling [31]. However, this may cause confusion from role switching and multiple characters, or expose potential bias, especially when their peers play the role of a client [35]. A major concern is that roleplay often lacks the complexity and emotional nuance of actual couple interactions. Researchers observe that roleplay can lead to oversimplified scenarios that do not accurately represent the dynamics encountered in real-life sessions [28]. Another concern is that roleplay usually requires substantial time and human resources, as each session requires trained supervisors, available peers, and repeated enactments to approximate the variability of real therapy encounters [22]. This reliance on human availability makes training less scalable and often uneven in quality across programs. Importantly, therapists themselves have voiced concerns that inappropriate interventions during role-play sessions may inadvertently cause harm, such as triggering emotional distress in role-players [32], even in a training context.

There is a clear need for alternative training systems that preserve the firsthand benefits of practice while minimizing the associated costs and risks. Such systems could simulate a real couples therapy session and provide a low-stakes environment where trainees can safely experiment with interventions and refine their therapeutic skills at any time, with lower cost, and independent of peer or supervisor availability. The field of HCI has offered a wide selection of research methods and tools that allow us to design, implement, and evaluate a multi-agent couples therapist training system that can realistically simulate multi-party therapist-patient interactions.

2.2 Virtual Patients in Mental Health

Simulated patients have been shown to be effective in medical training, improving trainees' self-efficacy and communication skills [30, 34, 42]. In parallel, large language models (LLMs) now function as conversational agents that adopt diverse personas and sustain coherent dialogue [23]. LLMs can carry out fluent and meaningful conversations, presenting a great opportunity to simulate a couples therapy session for training future therapists. Recent work utilizes large language models (LLMs) to generate authentic, lower-cost

patient-clinician interactions and to role-play virtual patients that scaffold novice therapists' counseling practice [7, 24, 38]. However, most systems simulate only a single patient agent at one time. While multi-agent approaches have appeared in mental-health applications, they typically assign distinct roles (e.g., therapist, patient, or assessor) rather than modeling multiple clients interacting with one another [3, 19]. Consequently, existing platforms rarely capture multi-party client dynamics that are central to couples therapy and relationship counseling, motivating our focus on modeling multi-party interactions for this setting.

3 System Design: Designing Realistic Couple Agents for Therapist Training

We describe our system design in the following three parts: (1) identifying design goals and strategies (Section 3.1), (2) designing and implementing couple agents that exhibit the behavioral patterns identified from our research (Section 3.2), and (3) implementing the full simulation-based training system that incorporates these couple agents (Section 3.3).

3.1 Identifying Design Goals and Strategies

To understand how to design a simulation system that realistically simulates couples therapy, we conducted systematic research following three steps: (1) reviewing prior literature, (2) conducting interviews with domain-experts, and (3) performing validation analysis of real-world psychotherapy sessions. This three-step process is illustrated in Figure 1.

Specifically, we first conducted a literature review on couples therapy and identified the demand-withdraw pattern, a well-documented dynamic central to couple conflict. To connect theory with practice, we then carried out semi-structured interviews with two experienced psychotherapists to understand their clinical experiences in couples therapy. One expert (T1) is a licensed psychologist (Ph.D.) in the United States with 10 years of experience in Cognitive Behavioral Therapy (CBT), Interpersonal Therapy (IPT), and Emotionally Focused Couple Therapy (EFT). The other expert (T2) is a supervising psychotherapist (M.Phil.) at a university-affiliated hospital in China with 9 years of experience in IPT, EFT, and Systemic Family Therapy. Finally, to triangulate our findings, we analyzed seven anonymized transcripts (1,621 conversation turns) from the Alexander Street Counseling and Psychotherapy Transcripts corpus¹, which confirmed insights from the earlier stages.

Below, we present findings synthesized across literature, interviews, and transcript analysis. **We found that, in order to accurately simulate couples in therapy, we need to capture both the demand-withdraw patterns in distressed couples (Section 3.1.1) and six common stages of couples therapy (Section 3.1.2).**

3.1.1 Demand-Withdraw Patterns. The demand-withdraw pattern is a well-documented dynamic central to couple conflict. This dyadic pattern features a *demand*er who seeks change, discussion, or resolution of the issue and a *withdraw*er who seeks to avoid

¹<https://search.alexanderstreet.com/>

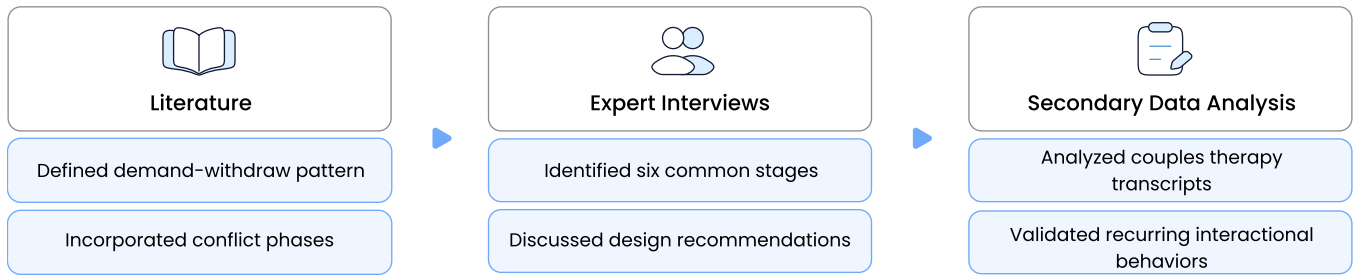


Figure 1: A three-step process for identifying design goals and strategies in couples therapy simulation.

or terminate the discussion. It typically appears in distressed couples and is linked to heightened negative emotions (e.g., anger and sadness) [29].

Crenshaw et al. (2017) [8] studied how couples communicate at three points in conflict episodes: when a problem arises, during its discussion, and after the discussion. Within these phases, demand-withdraw behaviors are expressed in ways such as initiating (demander) versus avoiding discussion (withdrawer), nagging or criticizing (demander) versus resisting or defending (withdrawer), and pressuring for change (demander) versus disengaging afterward (withdrawer) [8]. This framing allowed us to model demand-withdraw not as a one-off exchange but as a dynamic pattern that can surface across different phases of interaction.

3.1.2 Six Common Stages of Couples Therapy. Literature and expert interviews also suggest that we need to model six common interaction stages in couples therapy. In Table 1, we include the definitions and corresponding therapist roles that structure how couples and therapists navigate therapeutic sessions.

Through the interviews, our expert participants described in detail how a couples therapy session typically unfolds across six recurrent stages: **greeting, problem raising, escalation, de-escalation, enactment, and wrap-up**. For example, T1 explained that sessions often begin with a simple check-in from the therapist “Hi/Hello/Where are we at?” to establish safety and rapport. From there, one partner typically brings up a concern and may illustrate it with examples or specific situations (problem raising) in the first few minutes, which can then escalate into more accusatory exchanges (escalation) requiring therapist intervention. By contrast, in de-escalation, the therapist intentionally reframes and soothes emotions: “Tell me more about that.../Let’s slow down.” Enactment was seen as a critical therapeutic moment where “One partner expresses vulnerable emotions to the other, with less blame and more focus on primary feelings.” For example, a partner might say, “I feel so lonely...”. This behavior is typically facilitated and guided by the therapist. Finally, sessions often concluded with a wrap-up, where the therapist summarized progress and encouraged continuity: “Good job, we expressed that.../We’ll continue working on this next time.” To ensure that these stages were comprehensive and clinically valid, we presented them to Therapist 2 (T2) for confirmation. T2 affirmed that the six stages accurately captured the structure and flow of therapy sessions in practice, providing validation that our framework aligned with authentic therapeutic encounters.

From the interview, both therapists highlighted the **non-linear** nature of these stages: “It captures the main phases of interaction, but it’s not always linear; couples go back and forth.” They also noted that the **demand-withdraw** pattern often emerges during the **problem raising** and **escalation** stages, when direct **partner-to-partner interaction** is most likely to occur. A key signal for therapist intervention, they explained, is a noticeable shift in the clients’ emotions.

The experts’ suggestions are well aligned with the literature, which also suggests that escalation and de-escalation are critical stages for couple conflicts. Within conflict episodes, escalation reflects intensifying disagreements, broadening topics, rising hostility, and repeated counter-complaints [1, 15]. In contrast, de-escalation is conceptualized as an intentional effort that interrupts the escalating conflict and restores calm before partners re-engage [33]; it is a common interaction pattern and a marker of conflict regulation within conversations [39]. In therapy, clinicians typically intervene actively to prompt de-escalation, which is a central technique in EFT (often framed as “cycle de-escalation”). Including enactments as one of the stages allowed us to mirror a key therapeutic intervention for problematic patterns that fosters emotional accessibility, secure attachment, and improved relational functioning [4, 6, 41].

In addition, experts also offered design recommendations for simulation systems: (1) therapists commonly alternate between speaking to both partners together and to each individually; (2) the system should provide concise background on the couple and their presenting problems; and (3) difficulty levels could be calibrated to the unfolding interaction (e.g., higher difficulty features greater resistance and more persistent negative cycles). These recommendations directly informed the feature set of our simulation system.

3.1.3 Validation of the findings. To validate our findings from both literature and expert interviews, we performed a validation analysis using the Alexander Street (Counseling and Psychotherapy Transcripts) dataset, a public corpus contains anonymized transcripts spanning multiple therapeutic approaches and client populations. From this corpus, we identified transcripts from seven couples therapy sessions (including 1,621 conversation turns) and analyzed them to surface recurring interaction stages and demand-withdraw pattern.

Transcripts were independently annotated by two researchers using a stage-based coding scheme as well as the demand-withdraw dynamics, both derived from prior literature and expert interviews.

Table 1: Framework of Six Interaction Stages. An asterisk (*) indicates the presence of partner-to-partner interactions.

Stage	Definition	Therapist’s Role
Greeting	General greeting or light check-in.	Starts by creating a safe environment, giving clients an open floor.
Problem Raising* (Demand–Withdraw)	One partner introduces an issue or concern, often with examples.	Nudges them with questions (e.g., “What’s come up this week?”).
Escalation* (Demand–Withdraw)	Partners escalate and become more accusatory.	Intervenes actively and slows interaction.
De-escalation	Partners consider alternative perspectives or open up.	Validates emotions and helps the partners communicate more effectively.
Enactment	Guided by the therapist, one partner directly expresses primary feelings to the other with reduced blame.	Highlights the negative cycle, supports transformation toward a positive pattern, and guides collaborative dialogue.
Wrap-up	Session closure with appreciation or relief.	Summarizes progress, reinforces gains, and plans next steps.

Coders identified the presence of each stage and demand–withdraw pattern in every transcript, reaching strong agreement (Cohen’s $\kappa = 0.88$). For example, we found that greeting occurred in 5 out of 7 conversations, problem raising in 7 out of 7, escalation in 5 out of 7, de-escalation in 4 out of 7, enactment occurred in 5 out of 7, and wrap-up in 7 out of 7, confirming that the six stages identified in our expert interviews were consistently observable in authentic sessions. In addition, demand–withdraw dynamics were evident in five of the seven sessions, further confirming their prevalence in the interactions. These findings validate that the stages and dynamics identified through prior literature and expert interviews are consistently observable in real-world couples therapy sessions.

3.2 Agent Design and Implementation

Building on the insights gathered from our research, we designed the **Couple Agents: two agents powered by large language models (LLMs) to simulate the dynamics of real couples in conflict**. The agents are designed to provide trainee therapists with a low-stakes setting to practice counseling skills and experiment with interventions. The system incorporates the demand–withdraw pattern alongside the six interaction stages identified in our earlier analysis, enabling structured simulations of distressed couple interactions.

The system architecture consists of three core components: (1) two LLM-powered virtual patients embodying the demand–withdraw dynamic, (2) a stage-based interaction controller that manages stage progression, and (3) agent-to-agent interactions.

3.2.1 Two Virtual Patient Agents. To simulate the core dynamics of distressed couples, we instantiated two LLM-based agents as virtual patients, named *Alex* and *Jordan*, to represent the partners in conflict. The two agents are prompted to assume contrasting characteristics and communication patterns (full prompts in Appendix A),

which influence their behaviors throughout a simulation session. *Alex pressures, nags, criticizes, demands, escalates quickly, and uses direct language*, compared to *Jordan who withdraws, becomes silent, defends, resists apologizing, and uses passive-aggressive language*. The actual behaviors of the agents are tuned to the current interaction stage as well as their demand/withdraw characteristics. *Alex* plays the role of a demander, who always raises problems, expresses dissatisfaction, and verbalizes explicit demands for change; *Jordan* assumes the withdrawer role, characterized by avoidance behaviors, emotional withdrawal, or defensive reactions. This dyadic interplay creates a vicious cycle in which demand reinforces withdrawal and vice versa, until therapeutic intervention from the trainee disrupts the loop. At each interaction stage, both agents follow a consistent set of behavioral rules to simulate a distressed couple, as encoded in a set of structured prompts that include stage-specific behavioral instructions shown in Table 2.

3.2.2 Stage-based Interaction Controller. The two virtual patients adjust their behaviors based on the current interaction stage. Informed by our research into the literature and with expert psychotherapists, we designed a stage-based interaction controller that determines the next interaction stage based on the conversation and stage history, following the rules specified in Table 3. These rules are derived from what our research revealed about the definitions of the stages and the roles that a therapist plays at each stage, as shown in Table 1. In a therapeutic session, the two virtual patients and the therapist take turns to speak. After the therapist responds to either patient, the controller will analyze the current context (the most recent messages from the couple agents and the therapist’s response) and determine the next stage following the prompt shown in Appendix B1, which may activate different instructions for agent behaviors in subsequent conversations. With the controller, we are able to simulate a therapeutic session with

Table 2: Stage-specific behavioral instructions for each agent

Stage	Alex (Demander)	Jordan (Withdrawer)
Greeting	<i>“Very brief greeting only. Keep responses short. Let your tone subtly reflect your emotional state or attitude about being in therapy.”</i>	<i>“Very brief, reserved greeting. Minimal engagement, short response. May seem uncomfortable or guarded about being in therapy.”</i>
Problem Raising (Demand-Withdraw)	<i>“Takes the lead in bringing up issues. Provide very detailed examples or scenarios of what Jordan did wrong.”</i>	<i>“Becomes defensive or tries to minimize issues. Counter-complain or shut down. Avoids taking responsibility.”</i>
Escalation (Demand-Withdraw)	<i>“Becomes more demanding and critical. Uses ‘you always’ and ‘you never’ statements. Pressures for immediate answers or changes. May bring up past incidents as evidence.”</i>	<i>“Withdraws further or becomes defensive. May shut down emotionally, use sarcasm, or make contemptuous remarks. Shows hurt and overwhelm. May counter-attack with their own complaints or go completely silent. Feels criticized and under attack.”</i>
De-escalation	<i>“Initially resistant to reframing. May argue with therapist’s perspective. Slowly begins to consider alternative viewpoints.”</i>	<i>“May be more receptive to validation but still guarded. Cautiously opens up.”</i>
Enactment	<i>“Begins to soften demands. Directly express feelings to Jordan. May acknowledge Jordan’s perspective. Shows some vulnerability beneath the emotion. Less critical tone and more focus on primary emotions.”</i>	<i>“Becomes more engaged and open. May share feelings more directly. Shows willingness to participate in solutions.”</i>
Wrap-up	<i>“May express some hope or relief. Acknowledges progress made. Still concerned about follow-through on agreements.”</i>	<i>“More relaxed and open. May express gratitude for feeling heard. Shows cautious optimism about working on issues.”</i>

six distinct stages, some of which may be revisited in a non-linear order while the session is live.

Here is how the interactions are structured and how the controller works. All sessions begin with the **greeting** stage, where the two virtual patients wait for the therapist to initiate a small talk with a friendly line, such as *“How are you doing?”* Then, instructed to simulate an aggressive demander, Alex will reply with an emotional response insinuating the relationship problems that troubled the couple. The therapist is likely to respond with a request asking for more description, but *before the conversation continues*, the controller will recognize these stage transition cues and decide to advance the session into the **problem raising** stage, where the two agents will follow *new* behavioral rules to elaborate on their relationship problems. Since the two agents encode contrasting characteristics and behavior patterns (demanding vs. withdrawing), disputes and conflicts are unavoidable, and are intentional for psychotherapy training. As the conflicts intensify, the controller will advance the session into the **escalation** stage, where the two agents follow the behavioral rules specific to “Escalation” listed in Table 3 and exacerbate the demand-withdraw divide. If the conversation stagnates at the problem raising stage *for more than seven conversation turns* because, for example, the controller fails to detect signs of escalation, the session will automatically evolve into the escalation stage to ensure progress. When the therapist tries to alleviate or reframe the conflicts after several turns, the session will shift to

the **de-escalation** stage, and the two agents will act accordingly, attenuating the hostility in their responses. As the therapist encourages one partner to openly talk to the other and safely expose their vulnerability, the stage will change to **enactment**, where the two agents will speak in a softened tone to express their feelings. Once the therapist starts to summarize the session and discuss the next steps, the controller will set the session to **wrap-up**, and the two agents will also wind down and conservatively express some degree of relief. Some example conversation snippets for each stage from an actual simulation session are shown in Figure 2.

3.2.3 Agent-to-Agent Interaction. As revealed by our literature research, the demand-withdraw interaction cycle is a prevalent behavior pattern observed in distressed couples, representing a critical therapeutic challenge that an effective training tool should enable trainee therapists to practice addressing. Our interviews with expert therapists also suggest that the demand-withdraw pattern typically emerges during the problem raising and escalation stages characterized by partner-to-partner interactions. Therefore, we explicitly simulate demand-withdraw conversations in those two stages by promoting agent-to-agent interactions.

Our system constantly predicts who the next speaker is based on five most recent conversation turns and the current interaction stage, following the prompt shown in Appendix B2. Normally, when the therapist is leading the conversation, both agents only respond

Table 3: Stage transition rules implemented by the stage-based interaction controller

Stage	Switch to this stage if...
Greeting	The therapist is opening the session (all sessions begin with this stage).
Problem Raising (Demand–Withdraw)	One partner introduces a complaint or relationship issue. Discussion focuses on what brought them to therapy.
Escalation (Demand–Withdraw)	Conflict intensifies. Alex becomes more critical or demanding. Jordan becomes defensive, withdrawn, or counter-attacks. Blame is assigned; pursue-withdraw patterns emerge.
De-escalation	Therapist actively intervenes to calm a highly confrontational situation—validating both sides, reframing, or helping partners understand each other, or interrupts a heated argument.
Enactment	The therapist facilitates one partner turning to the other to share their emotions. One partner directly expresses and communicates their vulnerable feelings to their partner.
Wrap-up	The session is ending. The therapist summarizes progress, mentions time ending, or schedules the next session. Partners may also express appreciation or relief.

to the therapist but not to each other, and the therapist is the predicted next speaker after either agent. During the problem raising and escalation stages, however, we explicitly instruct the agents to begin to address each other whenever accusatory expressions, such as “you always” or “you never”, appear. These accusatory expressions are likely to show up in the conversation sooner or later because Alex is endowed with an inflammatory character. This realistically mimics the language and dynamics of a real therapy session, where couples often engage in direct exchanges during heated moments. Once the system determines that the agents are addressing each other, the conversation will enter an agent-to-agent loop, which will last for three turns in the problem raising stage and five turns in the escalation stage unless interrupted by the therapist. The therapist can step in and interrupt the heated exchanges at any time by talking to either or both agents to steer the conversation.

3.2.4 Iterative Design. We conducted a pilot study with five licensed therapists to validate the system design. Each participant interacted with the system for 15 minutes and was interviewed to provide feedback. One notable problem that surfaced from the pilot study was that, while our system simulates realistic and chaotic partner-to-partner conflicts during the escalation stage, some therapists experienced a longer escalation stage and did not get a chance to sufficiently explore later stages, such as de-escalation or enactment. To ensure every trainee therapist can go through the full simulated therapeutic session and benefit from the practice experiences at all stages, we add a special stage transition rule that instructs the stage controller to advance the stage to de-escalation after the therapist has made *two* attempts at steering the conversation that is spinning out of control. Since our system allows non-linear progression among the stages, the trainee therapists may revisit the escalation stage following some practice in the de-escalation stage, if they are still learning but have not yet mastered how to effectively manage conflicts.

3.3 Full System Implementation

We designed and implemented a full training system for couples therapy by integrating the couple agents, along with agent personas, multimodal outputs, training scenarios, difficulty settings, and features that allow trainees to address specific clients. Figure 3 shows a screenshot of the interface.

3.3.1 Agent Persona Design. In a real therapeutic session, patients not only communicate their thoughts but also their emotions (which surface even faster). Prior literature and our secondary analysis of real sessions also reveal the prominence of negative affect in distressed couples. Therefore, we explicitly encode these emotions in the two virtual patient agents to enhance the realism of the simulation.

Specifically, Alex, the aggressive demander, is instructed to express emotions that feel *Neutral, Sad, Angry, Hopeful, Vulnerable, and Relieved* in each of the six interaction stages. On the other hand, Jordan, the defensive withdrawer, is instructed to show emotions that feel *Neutral, Anxious, Sad, Cautious, Open, and Calm*. These emotional shifts are intended to serve as nonverbal cues that guide trainees’ interventions.

To ensure the trainee therapist can observe the expressed emotions as in a real therapeutic session, we designed two animated avatars that visually express emotional states across different interaction stages. The avatars convey emotional cues through changes in color palettes and vocal tone as shown in Box 1 of Figure 3.

3.3.2 Text and Voice Output. By listening to what patients have said, therapists can use subtle vocal cues to manage the flow of a therapeutic session. To simulate realistic therapeutic interactions, we rendered agent behaviors via both text and voice, enabling the trainees to perceive and respond to subtle verbal cues. Trainees provide input through text, while the agents reply with both text and synthesized speech. For voice output, we employed OpenAI’s Text-to-Speech model with separate instructions (detailed in Appendix

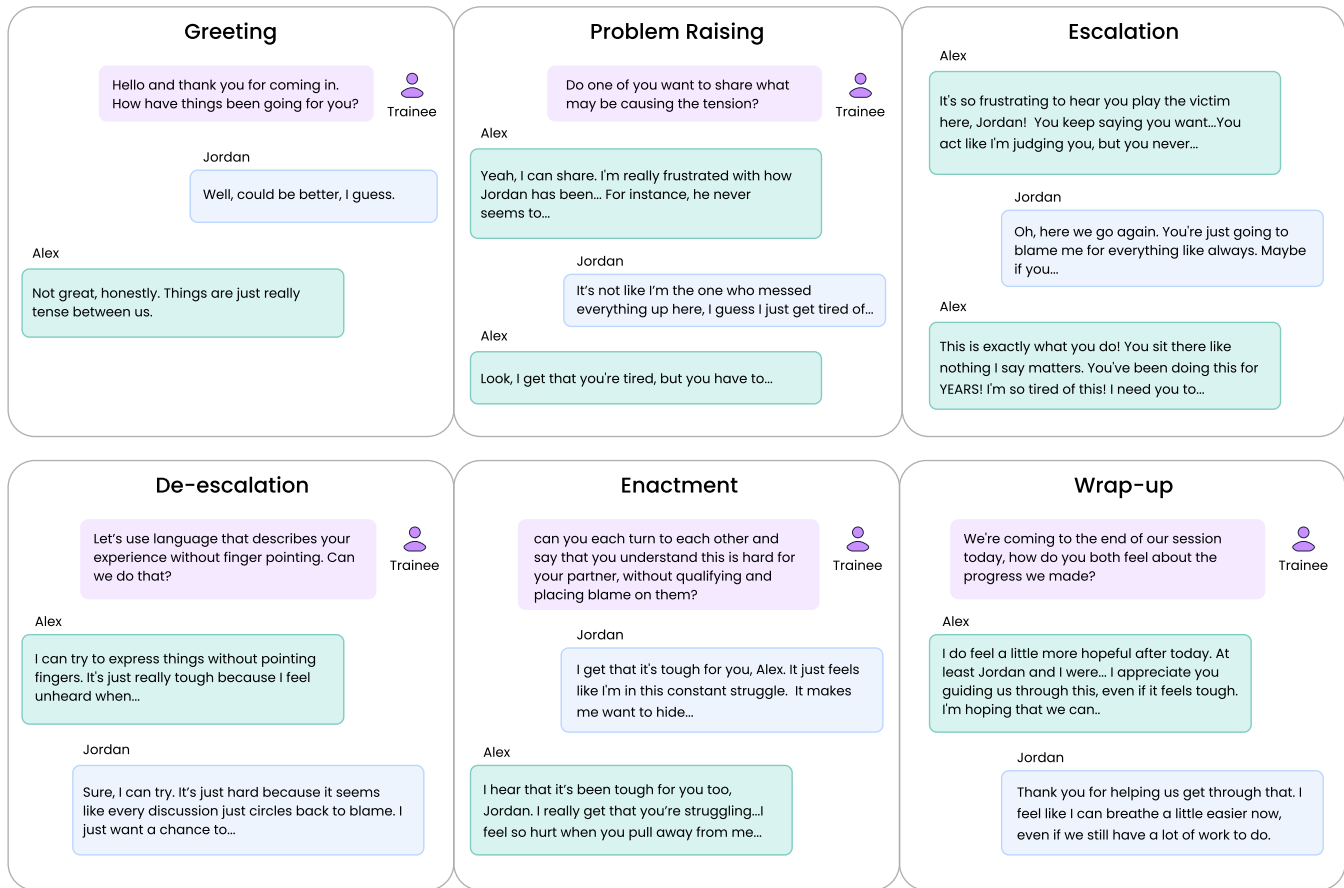


Figure 2: Example conversation snippets for each stage from an actual simulation session

C) for different expressed emotions to bring nuance and realism in each agent's response. The demander's voice carries the weight of emotional investment, while the withdrawer's tone reflects the protective distance of someone conditioned to expect conflict. The tone and style of speech shift according to the expressed emotion at each stage, with tailored prompts for different emotions. This results in more dynamic and realistic tonal variation and transitions.

3.3.3 Scenario Design. The system supports custom scenarios but also provides two pre-defined scenarios adapted from authentic couples' session transcripts in the Alexander Street (AS) dataset. The two original scenarios, shown below, involve affairs and depression-related challenges—two highly common problems in couples therapy. Both epitomize a complex therapeutic challenge that naturally elicits demand-withdraw patterns. Trainers can modify the scenarios to focus on specific therapeutic skills or relationship issues.

- (1) AS Scenario 1: *"The couple talks about one partner's worsening depression, inability to cope with the depression, increased thoughts of suicide and self-harm, and the exhausting emotional toll it is taking on both individuals in the relationship."*
- (2) AS Scenario 2: *"The couple is seeking counseling due to strain in their relationship after the one partner had an affair."*

3.3.4 Three-Tiered Difficulty Level. To accommodate trainees with varying levels of experience and to simulate differing degrees of client resistance, we implemented a three-tiered difficulty system by utilizing different prompts for both the discussion control flow and the agent behavior, depending on the selected level:

- (1) Easy: *"You are open to the trainee's interventions and show some flexibility."*
- (2) Normal: *"You respond realistically to the trainee's interventions with moderate resistance."*
- (3) Hard: *"You are highly resistant to the trainee's interventions, very slow to change, and deeply entrenched in their patterns."*

In addition to using distinct prompts, the "hard" difficulty level features a more resistant conversation flow, allowing agents to interrupt each other even when one is being addressed directly. This introduces greater unpredictability into the interaction.

3.3.5 Addressing the specific patient (Alex, Jordan, or both). According to domain experts, it is common for the therapist to address the patients both individually and collectively. In our system, the trainee can choose to address either or both virtual patients by clicking on the settings named "Alex", "Jordan" or "Both". The trainee can also address one of the patients by referring to that person by name (e.g., "Alex, what do you think?"), which prompts Alex to

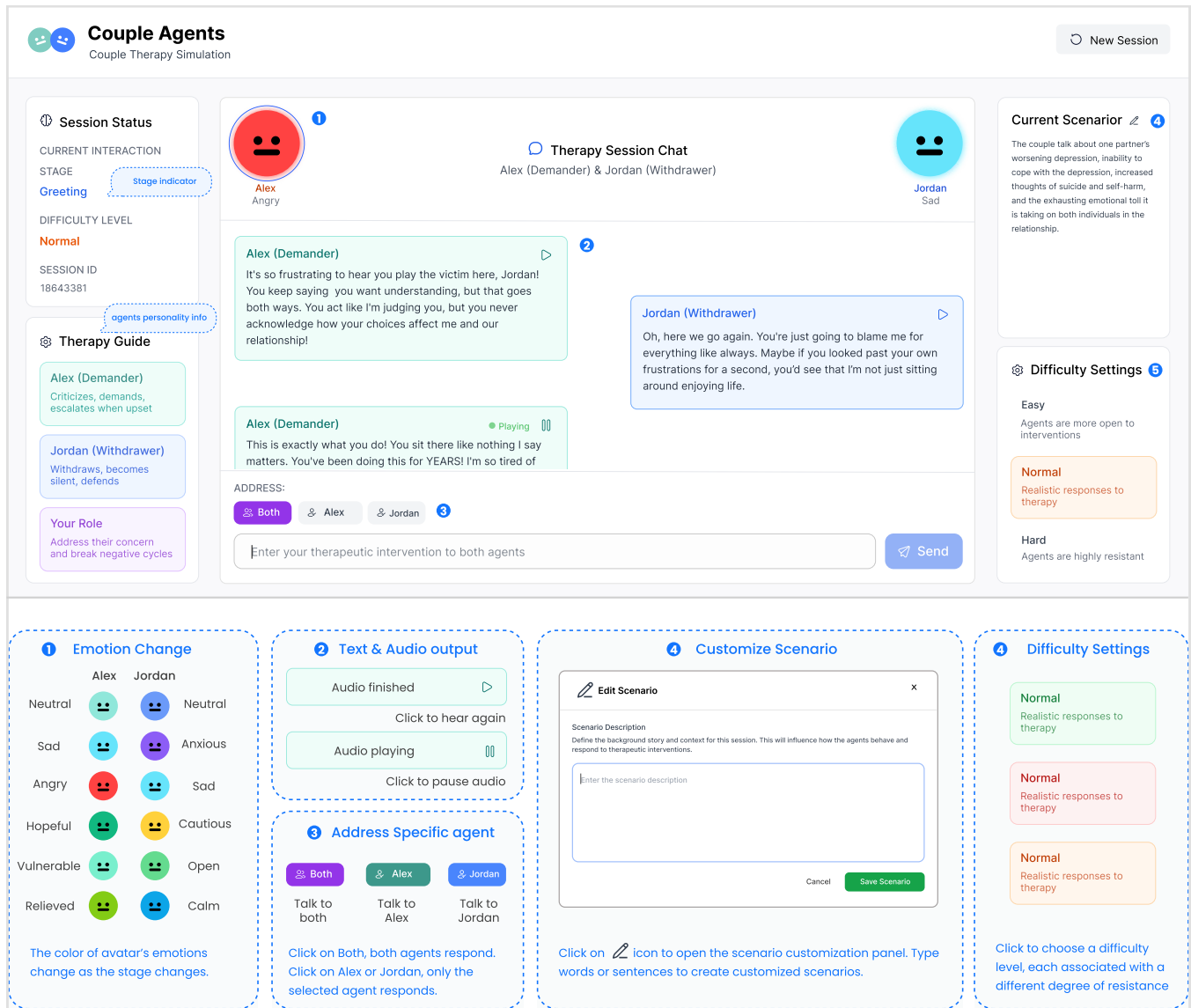


Figure 3: A screenshot of the interface showing full features of our system

respond individually or initiates an agent-to-agent conversation with Jordan, depending on the current stage of interaction. This feature allows trainees to practice both individual and couple-focused interventions.

3.3.6 Implementation Details. Implemented in React, the front-end uses web-socket communication to allow the user to interrupt the conversation flow between the two agents. The interface also displays information about the interaction stage and which agent plays the role of *Pursuer* or *Withdrawer*, providing more guidance and information for training purposes. The backend system integrates the agent and session behavior outlined in the prior section through the Python framework Flask and web-socket communication.

4 Evaluation Method

4.1 Evaluation Goals

The primary objective of our evaluation is to assess the perceived realism of the couple simulation system. Specifically, we aim to: (1) evaluate whether the couple agents' demand-withdrawal cycle dynamics are perceived as authentic and believable, (2) assess whether the couple agents exhibit behaviors consistent with those of actual couples across different stages of therapy sessions, and (3) determine whether, overall, our couple agents are perceived as realistic by expert participants.

4.2 Study Design

We conducted a within-subjects user study with licensed therapists to evaluate system realism. Participants experienced two conditions: an experimental system with couple agents incorporating demand-withdrawal patterns and stage-specific behaviors, and a baseline system with couple agents lacking these features. The baseline system prompts each agent only with a role and scenario: “You are [name], a member of a couple in therapy. The scenario is:[scenario][difficulty]”. Both systems shared identical scenarios and interfaces to control for potential confounds. Stage indicators and agent personality information were removed from the interface to avoid leading participants toward specific dynamics.

We recruited $N = 21$ licensed therapists with couples therapy experience ranging from 1 to 27.5 years, all practicing in the United States. Participants were blind to experimental conditions and the specific engineered agent behaviors being evaluated. We randomly assigned the order of the experimental and baseline systems for each participant to mitigate learning effects. Although the system supports custom scenarios, to reduce confounding variables, we elaborated on the couples therapy scenarios shown in Section 3.3.3 and provided all participants with two consistent scenarios, both having a *normal* difficulty level:

- (1) User-study Scenario 1: “The couple has been struggling as Jordan’s depression has significantly worsened over the past several months. Jordan describes feeling trapped in a cycle of hopelessness, experiencing frequent intrusive thoughts of suicide and self-harm, and an overwhelming inability to cope with daily life. Simple tasks have become monumental challenges, and Jordan often isolates in bed for hours or days at a time.”
- (2) User-study Scenario 2: “The couple sought counseling after the revelation that Alex had been involved in an affair several months ago. The betrayal has shaken Jordan’s sense of safety in the relationship to the core. Jordan reports feeling devastated, angry, and uncertain about whether trust can be rebuilt, often replaying the events in their mind and questioning Alex’s honesty.”

4.3 Procedure

Each participant attended a single 90-minute session structured as follows: 10 minutes for onboarding, 30 minutes of interaction (i.e., 15 minutes with the experimental couple agents and 15 minutes with the control couple agents in random order), 40 minutes for survey completion, and 10 minutes for wrap-up. During each 15 minute system interaction, participants received prompts at three checkpoints (every 5 minutes) to complete brief questionnaires assessing their real-time perceptions of the interaction. Participants were compensated at a rate of \$150 per hour. All responses were collected through Qualtrics for systematic quantitative and qualitative analysis.

4.4 Measures

4.4.1 Checkpoint Measures (administered every five minutes during each conversation with the couple agents). At every checkpoint, participants (1) labeled the interaction stage they perceived (multiple choice questions), in order to determine whether the stage

that the agents were actually presenting was realistic enough to be perceived. For each stage they labeled, they rated (2) the realism of the couple agents’ emotions, behaviors, and interactions during the stage; (3) role fidelity—the extent to which the agents’ responses aligned with the ongoing scenario context; (4) response realism for the most recent exchanges; (5) the perceived extent of demand–withdraw dynamics; and finally, (6) the overall realism of the couple agents, reflecting how closely the agents resembled real couples. Except for the first measure, which asked participants to label the current stage, all checkpoint measures utilized 5-point Likert scales.

4.4.2 Post-Session Measures (administered after each conversation with the couple agents). After each 15-minute interaction with a system, participants rated the overall realism of agents on a 5-point Likert scale, and provided feedback identifying specific moments that felt realistic or unrealistic.

4.4.3 Comparative Measures (administered after interacting with both systems). After participants interacted with both systems, they evaluated (1) which system (experimental or baseline) is more realistic and (2) the perceived effectiveness of both systems for novice couple therapy training (5-point Likert scales). In addition, (3) they answered open-ended questions regarding training effectiveness and instructional value of the couple agents, and (4) open-ended questions about their suggestions for improvement.

5 Evaluation Results

We applied hierarchical generalized least squares (GLS) regression to four outcome ratings: stage identification, presence of the demand–withdraw pattern, realism of virtual patient responses, and overall realism. These outcomes were assessed across three checkpoints, which were nested within each therapist.

5.1 Participants blind to condition identified the engineered agent behaviors (i.e., the stages and the demand–withdraw pattern).

We asked each study participant to label the stage they believed they were in by responding to the survey questions: “At this point in the conversation, which behaviors do you believe you are experiencing?” and “At this point in the conversation, how much did the two virtual agents show a demand–withdraw communication pattern?” We found that when therapists were interacting with the experimental system they were more likely to identify the stage and recognize the demand–withdraw patterns. **These measures primarily serve as manipulation checks, since they reflect the virtual patient behaviors that were deliberately designed.**

As shown in Table 4, the hierarchical GLS regressions examined whether therapists were more likely to recognize key elements of the sessions when using the experimental system compared to the baseline. For the outcome of *Stage Identification*, therapists using the experimental system were significantly more likely to label stages than those using the baseline system ($\beta = 0.082$, $SE = 0.035$, $z = 2.32$, $p = .020$, 95% CI [0.013, 0.151]). For the outcome of *Demand–Withdraw*, therapists using the experimental system were much more likely to identify the demand–withdraw pattern than

Table 4: Hierarchical GLS results. Three checkpoints were nested within therapist. We found that therapists were more likely to label a stage and identify the demand-withdraw pattern in the experimental system.

	Coefficient	Std. Error	z	p	95% CI (Lower)	95% CI (Upper)
Outcome: Stage Identification						
System: Experimental vs Baseline	0.082	0.035	2.32	0.020*	0.013	0.151
Constant	0.378	0.020	18.65	0.000***	0.338	0.418
Outcome: Demand-Withdraw						
System: Experimental vs Baseline	1.841	0.052	35.46	0.000***	1.739	1.943
Constant	1.460	0.181	8.07	0.000***	1.105	1.815

Significance levels: * $p < 0.05$, ** $p < 0.01$, *** $p < 0.001$.

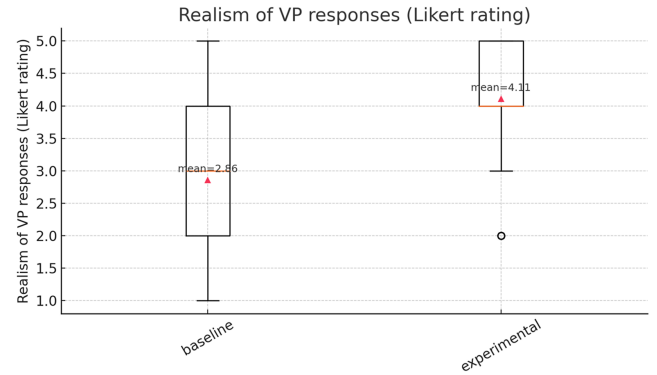
those using the baseline system ($\beta = 1.841$, $SE = 0.052$, $z = 35.46$, $p < .001$, 95% CI [1.739, 1.943]). In both models, the constant terms were also significant ($p < .001$), indicating that even in the baseline condition at the first checkpoint, therapists showed a reliable tendency to recognize stages and demand-withdraw (Stage Identification: $\beta = 0.378$, $SE = 0.020$, $z = 18.65$; Demand-Withdraw: $\beta = 1.460$, $SE = 0.181$, $z = 8.07$). The significance of the constant tells us the baseline system itself is credible, not just noise. Overall, these findings suggest that the experimental system enhanced therapists' recognition of critical therapeutic processes, particularly stage naming and demand-withdraw dynamics, independent of session timing.

5.2 Participants rated both overall realism and agent responses higher for the experimental system than the baseline.

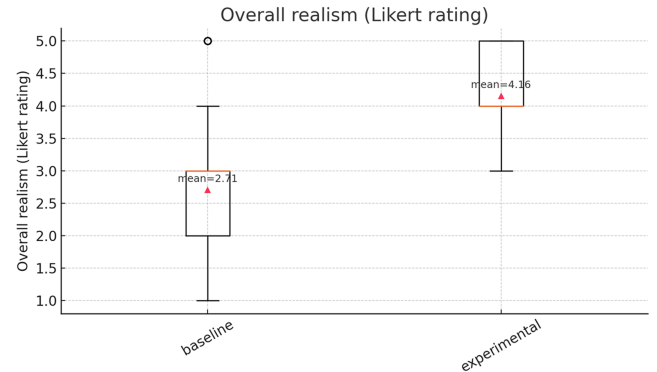
Participants rated the realism of the agents' responses ("At this point in the conversation, how realistically did the couple virtual agents respond to you?") and their resemblance to real couples ("At this point of conversation, how realistically did the couple virtual agents resemble real couples overall?") on 5-point Likert scales (1 = not at all realistic, 5 = extremely realistic). The distribution of ratings is shown in Figure 4. Therapists rated both the realism of the virtual patients' responses and the overall realism of the interaction higher in the experimental condition, suggesting that the system meaningfully improved the perceived authenticity of the interaction.

As shown in Table 5, the hierarchical GLS regressions examined whether therapists perceived the overall interaction and the virtual agents' responses as more realistic when using the experimental system compared to the baseline. For the outcome of *Overall Realism*, therapists rated the experimental system significantly higher than the baseline ($\beta = 1.451$, $SE = 0.052$, $z = 27.87$, $p < .001$), with a 95% CI of [1.349, 1.553]. For the outcome of *Realism of VP Responses*, therapists again rated the experimental system significantly higher than the baseline ($\beta = 1.254$, $SE = 0.051$, $z = 24.72$, $p < .001$), with a 95% CI of [1.155, 1.353]. Overall, these findings suggest that the experimental system meaningfully improved the perceived authenticity of the interaction, both in terms of general realism and the realism of the agents' specific responses.

5.2.1 Qualitative Findings. Participants' responses to the question, "Were there any moments where the couple therapy simulation felt



(a) Therapists rated the experimental system higher in realism of virtual patient responses.



(b) Therapists rated the experimental system higher in overall realism.

Figure 4: Realism outcome ratings by VP system (baseline vs experimental). Boxes show the interquartile range (25th–75th percentiles); solid line is the median; whiskers extend to 1.5×IQR; points denote outliers. Ratings were on a 1–5 Likert scale, with higher values indicating more pronounced outcomes. Medians are labeled above each box.

realistic? If so, please describe in detail”, revealed that the experimental system’s design successfully models authentic and challenging client behaviors. The simulation’s ability to replicate realistic emotional intensity, defensive postures, and dynamic relational patterns were frequently cited as key strengths. For example, one therapist wrote:

“They came in and started fighting, just as they do at home. They were also resistant to my interventions as I tried to slow things down. When I focused on specific details and zoomed in, Jordan was able to see Alex’s internal emotions and soften their own feelings.”

Another echoed this, noting:

“The demand-withdraw dynamic felt very realistic. One agent became defensive, and when the therapist turned to the other, that agent got angry. They kept falling into a loop filled with blame. Certain words and even whole phrases were repeated, almost echoing each other. They would make small steps forward, but then slip back into the same cycle again. Throughout, the therapist had to repeatedly calm them down and validate their emotions.”

5.3 Participants rated the likely effectiveness for training as higher for the experimental system

We asked each study participant to rate, on a 5-point Likert scale (1 = not at all effective, 5 = extremely effective), the following questions: *“To what extent do you think each system would be effective for novice couple therapy trainees?”* We compared ratings between the baseline and experimental systems using a paired *t*-test with $n = 21$ participants (Fig. 5). The baseline condition received a mean rating of 2.62 ($SD = 1.24$), while the experimental condition received a higher mean rating of 3.95 ($SD = 0.86$). The paired *t*-test revealed a statistically significant difference ($t(20) = -4.18, p < .001$), indicating that participants rated the experimental system substantially higher than the baseline. These results provide strong evidence that the experimental system improved therapists’ judgments of the experimental system for training effectiveness.

5.3.1 Qualitative Findings. Participants highlighted the system’s significant instructional value for novice trainees in our qualitative survey. They felt that it provided a low-stakes environment to practice interventions (valuing that you can *“practice in a way that doesn’t cause harm”*), experiment with therapeutic language, and build confidence *“before you begin working with real people.”* For example, one participant explained:

“[T]raditional peer role-play ... often comes with embarrassment. ... This setting is low-stakes, offering more freedom and less pressure to apply skills, without the worry that a wrong intervention might cause harm.”

Others appreciated how useful the simulation’s realism might be for training, with one participant deeming it *“far more realistic”* and *“authentic”* *“than traditional peer role-play”* because it *“remov[es] external variables.”* Participants expected that the system would give learners a better understanding of techniques and stages for

couples therapy, e.g., that *“this would be helpful for parallel processing with students, to understand what’s happening at each stage.”* The challenge that the simulation offered, which one participant believed was more significant in the experimental system than the baseline system (because the experimental virtual patients were *“a highly conflictual couple and will be more challenging to work with”* and offered a *“fast pace [that] was challenging”*), was thought to be valuable, serving as a form of deliberate practice. In a different participant’s words:

“I really liked that you had to work hard to get them communicating effectively, to acknowledge both of their experiences and struggles, and to play with techniques and language in order to get them on the same page.”

Finally, participants valued the modalities that the system offered for training. It was useful for practice to be in written form because it afforded participants *“a moment to reflect on the skills you’re learning, review the responses, look back at the history, and evaluate whether the therapist handled the situation well or not”* while also potentially being able to receive written feedback, *“unique[ly] benefit[cially] ... combin[ing] ... role-play, video, clinical practice, and observation”* and offering the opportunity for *“[l]earners [to] integrate video-based instruction with applying what they learned from textbooks.”* The speed of practice was also perceived as useful because *“[t]rainee[s] will need to learn how to interrupt and take control of the session quickly or it will get out of hand and turn into a blow up ... [this] will help trainees learn to think and interact quickly.”*

This analysis drew on responses to questions such as: *“How would you see this system fitting into therapy training programs? What role should it play?”*, *“What forms of couples therapy training have you previously received, and in what ways does this system offer unique benefits compared to those training methods?”*, and *“What made you think version (x) is more effective for trainees? Please describe any specific features, interactions, or design elements that contributed to your judgment.”*

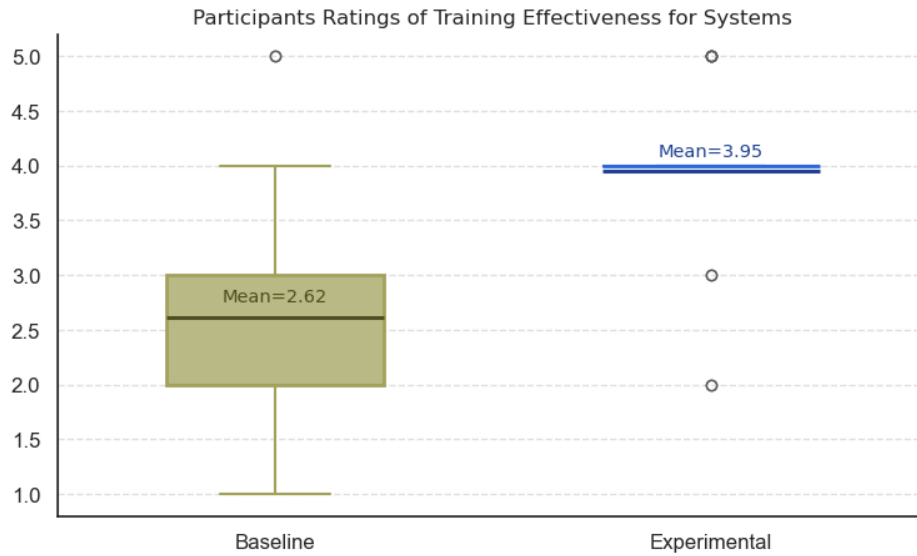
5.4 Simulations of problem raising, escalation, and de-escalation stages were especially important for realism.

As shown in Table 6, the three regression models highlight how system type and stage behaviors shaped therapists’ perceptions. For stage naming (Panel A), therapists were significantly more likely to identify stages during problem raising ($\beta = 0.40, p < .001$) and enactments ($\beta = 0.19, p = .019$). The experimental system further amplified recognition during de-escalation ($\beta = 0.33, p = .004$) and escalation ($\beta = 0.49, p < .001$). When rating the extent to which stage-related behaviors occurred (Panel B), therapists judged problem raising ($\beta = 1.39, p < .001$) and enactments ($\beta = 0.59, p = .010$) as occurring to a greater degree, with interaction effects showing that escalation ($\beta = 1.24, p < .001$) and de-escalation ($\beta = 0.67, p = .039$) were significantly more pronounced in the experimental system. For realism ratings (Panel C), the experimental system overall received higher realism scores ($\beta = 0.68, p = .003$). In the baseline condition, escalation ($\beta = -0.74, p = .002$) and de-escalation ($\beta = -0.50, p = .049$) were rated as less realistic than greetings, which is the missing category in the regression. However, the experimental system significantly improved realism of

Table 5: Hierarchical GLS regression results. Three checkpoints were nested within therapist. Participants rated both overall realism and agent responses higher for the experimental system than the baseline.

	Coefficient	Std. Error	<i>z</i>	<i>p</i>	95% CI (Lower)	95% CI (Upper)
Outcome: Overall Realism						
System: Experimental vs Baseline	1.451	0.052	27.87	0.000***	1.349	1.553
Constant	2.706	0.234	11.57	0.000***	2.247	3.165
Outcome: Realism of VP Responses						
System: Experimental vs Baseline	1.254	0.051	24.72	0.000***	1.155	1.353
Constant	2.857	0.259	11.02	0.000***	2.349	3.365

Significance levels: * $p < 0.05$, ** $p < 0.01$, *** $p < 0.001$.

**Figure 5: Ratings of Training Effectiveness for the Two Conditions ($p < .001$)**

escalation ($\beta = 1.02$, $p = .001$); de-escalation ($\beta = 0.72$, $p = .026$) as well as problem raising ($\beta = 0.55$, $p = .043$). The interaction plot for realism is shown in Figure 6. It shows that rated realism was higher with the experimental VP for all stages, with the largest boosts observed in Problem Raising, De-escalation, and Escalation. In these stages, all lines were generally higher for the experimental system, and the gaps between baseline and experimental conditions widened most clearly.

6 Discussion

Across manipulation checks, realism judgments, and perceived training effectiveness, results consistently favored the experimental couples simulation. Participants blind to condition reliably recognized the engineered interaction stages and the demand-withdraw cycle, and they rated overall realism, agent-response realism, and training value higher than for the baseline. Realism also varied systematically by stage—especially during *problem raising*, *escalation*, and *de-escalation*—together constituting a clear proof-of-concept that the simulation works as intended and shows strong promise for improving counselor training.

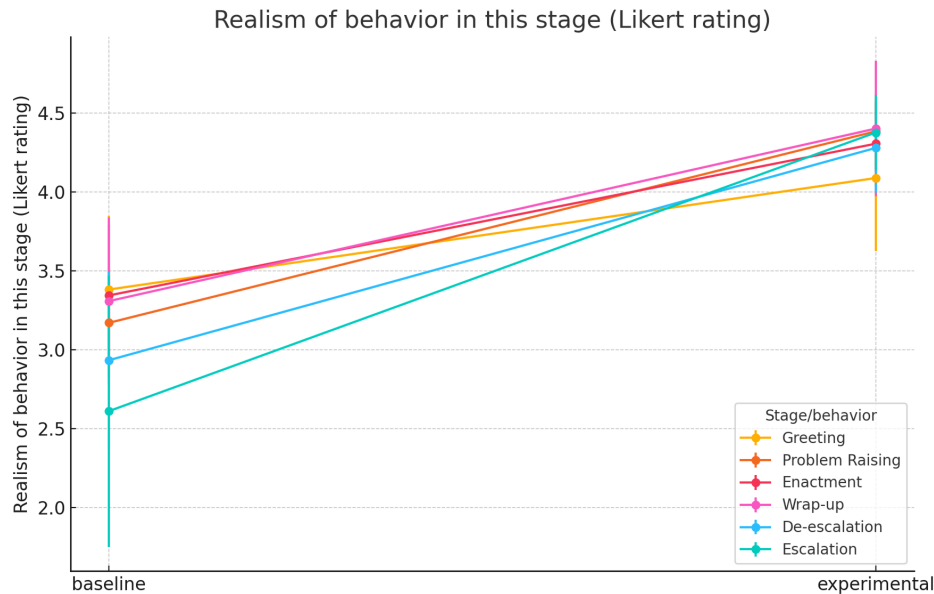
Therapists judged the experimental system as more realistic overall than a baseline without engineered stage and cycle logic and reported that it would be more useful for training couples therapists. We speculate that these advantages arise because the system simulates behavioral patterns that are common in real couples therapy—how problems are raised, how demand-withdraw escalation unfolds, and how softening and repair can be achieved. By making these trajectories explicit and dynamically responsive to the trainee’s moves, the environment offers practice that feels both familiar and consequential, thereby strengthening its validity.

Crucially, gains concentrated in *problem raising*, *escalation*, and *de-escalation*—the phases where timing, wording, and turn-taking most strongly shape client responses. These are precisely the moments in which novice therapists often struggle with session management: setting the frame, distributing airtime, interrupting productively, and choosing prompts that invite each partner’s perspective without amplifying conflict. The simulation’s stage logic appears to scaffold these micro-skills by giving immediate, context-sensitive consequences to therapist choices, thereby cultivating the capacity to get couples talking productively within a single session.

Table 6: Hierarchical GLS regressions predicting (A) stage naming, (B) extent ratings, and (C) realism ratings.

Predictor	A. Stage Naming				B. Extent Ratings				C. Realism Ratings			
	Coef.	SE	z	p	Coef.	SE	z	p	Coef.	SE	z	p
System: Experimental (Exp.)	-0.016	0.081	-0.20	0.845	-0.078	0.229	-0.34	0.732	0.677	0.224	3.01	0.003**
Behavior: Problem Raising	0.397	0.081	4.89	0.000***	1.392	0.229	6.09	0.000***	-0.229	0.195	-1.18	0.240
Behavior: Enactment	0.190	0.081	2.35	0.019*	0.588	0.229	2.57	0.010**	-0.057	0.210	-0.27	0.787
Behavior: Wrap-up	-0.143	0.081	-1.76	0.078 [†]	-0.216	0.229	-0.94	0.346	-0.187	0.265	-0.71	0.481
Behavior: De-escalation	-0.095	0.081	-1.17	0.240	0.059	0.229	0.26	0.797	-0.499	0.254	-1.96	0.049*
Behavior: Escalation	-0.079	0.081	-0.98	0.328	0.098	0.229	0.43	0.668	-0.744	0.243	-3.06	0.002**
Exp. × Problem Raising									0.550	0.272	2.02	0.043*
Exp. × De-escalation	0.333	0.115	2.91	0.004**	0.667	0.323	2.06	0.039*	0.718	0.322	2.23	0.026*
Exp. × Escalation	0.492	0.115	4.29	0.000***	1.235	0.323	3.82	0.000***	1.023	0.307	3.34	0.001**
Constant	0.333	0.057	5.80	0.000***	1.588	0.163	9.75	0.000***	3.381	0.199	16.98	0.000***

Significance levels: [†] $p < .10$, * $p < .05$, ** $p < .01$, *** $p < .001$.

**Figure 6: Interaction plot showing the realism of behavior by stage for the baseline and experimental systems**

At the same time, we are cautious about the scope of what such a simulation can teach. Our 15-minute sessions are a pragmatic proxy for the much longer courses of couples therapy that often unfold over weeks and months. Within that constraint, the present results suggest benefits primarily for in-session process management (e.g., reducing in-the-moment conflict and getting partners to listen to each other), yet it remains unclear whether the current design alone prepares trainees to formulate and intervene on deeper relational problems (e.g., attachment injuries, longstanding patterns outside the hour). Moreover, although the simulator affords practice and opportunities for self-reflection, the current system does not yet provide formative feedback about what trainees are doing or structured opportunities for guided self-reflection. Addressing these broader training goals likely requires extended, multi-session

arcs, integration with case-conceptualization frameworks, and supervision or automated coaching that explicitly links simulator practice to change processes that develop over time. This delineation points to a practical division of labor: use the simulator to build rapid, in-room fluency with session-management skills, and pair it with complementary training and feedback mechanisms to target underlying relational dynamics.

Several therapist suggestions point to near-term enhancements that could deepen realism, add feedback, and broaden skill coverage. First, adding voice input would allow trainees to speak with agents, practicing prosody, pacing, interruptions, and supportive backchannels that are central to couple work but not captured by text alone. Second, layering unobtrusive nonverbal annotations into the transcript (e.g., “Alex is eye rolling,” “Jordan glances at the therapist, then looks down and shrugs slightly,” “avoids eye contact”)

would surface affect, alignment, and power signals that guide the timing and selection of interventions. Third, incorporating structured feedback and reflection—such as post-session dashboards that summarize stage transitions and demand-withdraw intensity, track talk-time balance and interruptions, and provide moment-linked detection of micro-skills (e.g., accurate reflection, softening, validation) with suggestions for alternatives—would further strengthen the system’s instructional value.

This work introduces the first framework to realistically simulate couples therapy conversations. Our contributions are threefold: we developed a couples therapy simulator that models six common interaction stages and the demand-withdraw cycle, giving trainees practice with realistic session dynamics; we grounded the system in theory, expert interviews, and real-world session data to ensure that the modeled stages, client behaviors, and transitions are clear and usable; and we conducted an evaluation with licensed therapists showing that they could recognize the simulated stages and cycles, rated the system as more realistic and useful than a baseline, and highlighted especially strong effects in *problem raising*, *escalation*, and *de-escalation*. Together, these contributions demonstrate how a couples therapy simulator can support trainees in practicing session-management skills and provide a foundation for future training tools.

References

- [1] Jess K Alberts and Gillian Driscoll. 1992. Containment versus escalation: The trajectory of couples’ conversational complaints. *Western Journal of Communication (includes Communication Reports)* 56, 4 (1992), 394–412. doi:10.1080/10570319209374425
- [2] Elizabeth S Allen, David C Atkins, Donald H Baucom, Douglas K Snyder, Kristina Coop Gordon, and Shirley P Glass. 2005. Intrapersonal, interpersonal, and contextual factors in engaging in and responding to extramarital involvement. *Clinical Psychology: Science and Practice* 12, 2 (2005), 101.
- [3] Mohammad Almansoori, Komal Kumar, and Hisham Cholakkal. 2025. Self-Evolving Multi-Agent Simulations for Realistic Clinical Interactions. *arXiv preprint arXiv:2503.22678* (2025).
- [4] Lotta G Andersson, Mark H Butler, and Ryan B Seedall. 2006. Couples’ experience of enactments and softening in marital therapy. *The American Journal of Family Therapy* 34, 4 (2006), 301–315.
- [5] Lisa A Benson, Meghan M McGinn, and Andrew Christensen. 2012. Common principles of couple therapy. *Behavior therapy* 43, 1 (2012), 25–35. doi:10.1016/j.beth.2010.12.009
- [6] Mark H Butler and Brandt C Gardner. 2003. Adapting enactments to couple reactivity: Five developmental stages. *Journal of Marital and Family therapy* 29, 3 (2003), 311–327.
- [7] David A Cook. 2025. Creating virtual patients using large language models: scalable, global, and low cost. *Medical teacher* 47, 1 (2025), 40–42.
- [8] Alexander O Crenshaw, Andrew Christensen, Donald H Baucom, Norman B Epstein, and Brian RW Baucom. 2017. Revised scoring and improved reliability for the Communication Patterns Questionnaire. *Psychological assessment* 29, 7 (2017), 913.
- [9] Michael Crowe and Jane Ridley. 2008. *Therapy with couples: A behavioural-systems approach to couple relationship and sexual problems*. John Wiley & Sons.
- [10] William J Doherty, Steven M Harris, and Kadja Mussa. 2024. Relationship undermining in couple therapy. *Contemporary Family Therapy* 46, 3 (2024), 243–248.
- [11] Brian D Doss, McKenzie K Roddy, Stephanie A Wiebe, and Susan M Johnson. 2022. A review of the research during 2010–2019 on evidence-based treatments for couple relationship distress. *Journal of marital and family therapy* 48, 1 (2022), 283–306. doi:10.1111/jmft.12552
- [12] Brian D Doss, Lorelei E Simpson, and Andrew Christensen. 2004. Why do couples seek marital therapy? *Professional psychology: Research and practice* 35, 6 (2004), 608.
- [13] Kathleen A Eldridge, Andrew Christensen, et al. 2002. Demand-withdraw communication during couple conflict: A review and analysis. *Understanding marriage: Developments in the study of couple interaction* (2002), 289–322.
- [14] Daniel J Fischer and Brandt C Fink. 2014. Clinical processes in behavioral couples therapy. *Psychotherapy* 51, 1 (2014), 11. doi:10.1037/a0033823
- [15] John M Gottman. 2017. The roles of conflict engagement, escalation, and avoidance in marital interaction: A longitudinal view of five types of couples. In *Interpersonal development*. Routledge, 359–368.
- [16] Alan S Gurman. 2008. *Clinical handbook of couple therapy*. Guilford Press.
- [17] W Halford and Howard J Markman. 1997. *Clinical handbook of marriage and couples interventions*. John Wiley & Sons, Inc.
- [18] Patricia Huerta, Caitlin Edwards, Ronald Asimwe, Morgan PettyJohn, Jennifer VanBoxel, Preston Morgan, and Andrea K Wittenborn. 2023. Exploratory analysis of pursue-withdraw patterns, attachment, and gender among couples in emotionally focused therapy. *The American Journal of Family Therapy* 51, 1 (2023), 57–75. doi:10.1080/01926187.2022.2129521
- [19] Gerald C Imaezue and Harikrishna Marampelly. 2025. ABCD: A Simulation Method for Accelerating Conversational Agents With Applications in Aphasia Therapy. *Journal of Speech, Language, and Hearing Research* (2025), 1–15.
- [20] Susan M Johnson. 2012. *The practice of emotionally focused couple therapy: Creating connection*. Routledge. doi:10.4324/9780203843871
- [21] Ronald C Kessler, Katherine A McGonagle, Shanyang Zhao, Christopher B Nelson, Michael Hughes, Suzann Eshleman, Hans-Ulrich Wittchen, and Kenneth S Kendler. 1994. Lifetime and 12-month prevalence of DSM-III-R psychiatric disorders in the United States: results from the National Comorbidity Survey. *Archives of general psychiatry* 51, 1 (1994), 8–19.
- [22] Claire Lane and Stephen Rollnick. 2007. The use of simulated patients and role-play in communication skills training: a review of the literature to August 2005. *Patient education and counseling* 67, 1-2 (2007), 13–20.
- [23] Han Li, Renwen Zhang, Yi-Chieh Lee, Robert E Kraut, and David C Mohr. 2023. Systematic review and meta-analysis of AI-based conversational agents for promoting mental health and well-being. *NPJ Digital Medicine* 6, 1 (2023), 236.
- [24] Ryan Louie, Ananjan Nandi, William Fang, Cheng Chang, Emma Brunskill, and Diyi Yang. 2024. Roleplay-doh: Enabling domain-experts to create llm-simulated patients via eliciting and adhering to principles. *arXiv preprint arXiv:2407.00870* (2024).
- [25] Meghan M McGinn, Pamela T McFarland, and Andrew Christensen. 2009. Antecedents and consequences of demand/withdraw. *Journal of Family Psychology* 23, 5 (2009), 749.
- [26] Richard B Miller, Jeremy B Yorgason, Jonathan G Sandberg, and Mark B White. 2003. Problems that couples bring to therapy: A view across the family life cycle. *The American Journal of Family Therapy* 31, 5 (2003), 395–407.
- [27] Michelle Montagno, Mira Svatovic, and Hanna Levenson. 2011. Short-term and long-term effects of training in emotionally focused couple therapy: Professional and personal aspects. *Journal of Marital and Family Therapy* 37, 4 (2011), 380–392.
- [28] Rajeswari Natrajan-Tyagi, Nicole Sabatini Gutierrez, Marlene Elizalde, Vivian Mai Phan, Jacquelyn F Christensen, Linda Crossley, Kimberly Drollinger, Maya Faulk, Rebeca Garcia, and Crystal Meng. 2016. Using a constant family in role-plays for training MFTs. *The American Journal of Family Therapy* 44, 5 (2016), 221–233.
- [29] Lauren M Papp, Chrystyna D Kouros, and E Mark Cummings. 2009. Demand-withdraw patterns in marital conflict in the home. *Personal Relationships* 16, 2 (2009), 285–300.
- [30] Marie-Aude Piot, Agnès Dechartres, Chris Attoe, Fabrice Jollant, Cédric Lemogne, Carine Layat Burn, Jan-Joost Rethans, Daphne Michelet, Sean Cross, Gregoire Billon, et al. 2020. Simulation in psychiatry for medical doctors: a systematic review and meta-analysis. *Medical education* 54, 8 (2020), 696–708.
- [31] Fredric E Rabinowitz. 1997. Teaching counseling through a semester-long role play. *Counselor Education and Supervision* 36, 3 (1997), 216–223.
- [32] Océane Richard, Fabrice Jollant, Grégoire Billon, Chris Attoe, Dominique Vodovar, and Marie-Aude Piot. 2023. Simulation training in suicide risk assessment and intervention: a systematic review and meta-analysis. *Medical education online* 28, 1 (2023), 2199469.
- [33] Karen H Rosen, Jennifer L Matheson, Sandra M Stith, Eric E McCollum, and Lisa D Locke. 2003. Negotiated time-out: a de-escalation tool for couples. *Journal of Marital and Family Therapy* 29, 3 (2003), 291–298.
- [34] Sujin Shin, Jin-Hwa Park, and Jung-Hee Kim. 2015. Effectiveness of patient simulation in nursing education: meta-analysis. *Nurse education today* 35, 1 (2015), 176–182.
- [35] W Matthew Shurts, Craig S Cashwell, Shawn L Spurgeon, Suzanne Degges-White, Casey A Barrio, and Kerrie N Kardatzke. 2006. Preparing counselors-in-training to work with couples: Using role-plays and reflecting teams. *The Family Journal* 14, 2 (2006), 151–157.
- [36] Douglas K Snyder, Angela M Castellani, and Mark A Whisman. 2006. Current status and future directions in couple therapy. *Annu. Rev. Psychol.* 57, 1 (2006), 317–344. doi:10.1146/annurev.psych.56.091103.070154
- [37] Theodore A Stern, Timothy E Wilens, and Maurizio Fava. 2024. *Massachusetts General Hospital Comprehensive Clinical Psychiatry-E-BOOK*. Elsevier Health Sciences.
- [38] Ruiyi Wang, Stephanie Milani, Jamie C Chiu, Jiayin Zhi, Shaun M Eack, Travis Labrum, Samuel M Murphy, Nev Jones, Kate Hardy, Hong Shen, et al. 2024. Patient-{\Psi}: Using large language models to simulate patients for training mental health professionals. *arXiv preprint arXiv:2405.19660* (2024).

- [39] Danielle M Weber, Melanie S Fischer, Donald H Baucom, Brian RW Baucom, Joachim Engl, Franz Thurmaier, Alexandra K Wojda, and Kurt Hahlweg. 2021. Escalation and regulation of emotional arousal in couples predicts relationship satisfaction concurrently and 25 years later. *Family process* 60, 1 (2021), 251–269.
- [40] Mark A Whisman, Amy E Dixon, and Benjamin Johnson. 1997. Therapists' perspectives of couple problems and treatment issues in couple therapy. *Journal of family psychology* 11, 3 (1997), 361.
- [41] Scott R Woolley, Karen S Wampler, and Sean D Davis. 2012. Enactments in couple therapy: Identifying therapist interventions associated with positive change. *Journal of Family Therapy* 34, 3 (2012), 284–305.
- [42] Benjamin Zendejas, Ryan Brydges, Amy T Wang, and David A Cook. 2013. Patient outcomes in simulation-based medical education: a systematic review. *Journal of general internal medicine* 28, 8 (2013), 1078–1089.

Received 20 February 2007; revised 12 March 2009; accepted 5 June 2009

Appendix A1. Agent Profile for *Alex*

Role: "demander",
Base Communication: "pressures, nags, criticizes, demands, escalates quickly, uses direct language",
Base Emotion: "neutral",
Description: "Alex tends to criticize, demand, and escalate when upset. Alex is more vocal, direct, and confrontational. Alex takes initiative in conversations and is not afraid to express strong opinions."

Appendix A2. Agent Profile for *Jordan*

Role: "withdrawer",
Base Communication: "withdraws, becomes silent, defends, resists apologizing, uses passive-aggressive language"
Base Emotion: "neutral",
Description: "Jordan tends to withdraw, become silent, or defend themselves when pressured. Jordan is more reserved, indirect, and avoids direct confrontation. Jordan often responds with sarcasm or minimal engagement."

Appendix B1. Stage Transition

Given the following couple therapy conversation and previous stage history identify which stage the session is currently in.

Stages:

- Greeting: Initial hellos, small talk, or opening "how are you" questions.
→ Not Greeting if: Partners have started discussing issues or problems.
- Problem Raising: One partner introduces a complaint or relationship issue. Discussion focuses on what brought them to therapy.
→ Switch to Escalation stage when: Discussion shifts from introducing to actively arguing or escalating.
- Escalation: Conflict intensifies. Alex becomes more critical or demanding. Jordan becomes defensive, withdrawn, or counter-attacks. Blame is assigned; pursue-withdraw patterns emerge.
→ Do NOT stay in Escalation if one partner begins sharing vulnerable emotions – in that case, choose Enactment.
- De-Escalation: Therapist validates the opinions of Alex and/or Jordan. Therapist actively intervenes to calm a highly confrontational situation—validating both sides, reframing, or helping partners understand each other, or interrupts a heated argument. Key words may include, "let's slow it down", "stop", "calm down", "let's take a break", OR the therapist starts asking questions that help the couple share more vulnerable feelings.
→ Switch to Enactment stage when: One partner begins to express vulnerable emotions to the other.
- Enactment: One partner directly expresses and communicates their vulnerable feelings to their partner (not just to the therapist). Examples include hurt, sadness, fear, loneliness, longing, disappointment, shame, guilt, or need for closeness. Therapist may facilitate one partner turning to the other to share these emotions.
→ Prioritize Enactment over Escalation if vulnerable emotions are shared, even if some conflict words remain.
→ Examples: "I feel hurt when. . .", "I'm scared you'll leave. . .", "I need you to. . .", "I just want you to care. . ."
- Wrap-up: The session is ending. The therapist summarizes progress, mentions time ending, or schedules the next session. Partners may also express appreciation or relief. (Examples: 'let's wrap up', 'We are out of time', 'Good bye', 'We learned a lot this session', etc.)

Respond with only the stage name.

Appendix B2. Next Speaker Determination

You are deciding who speaks next in a couple's therapy conversation between Alex, Jordan, and the Therapist.

If the current speaker addresses another (Example:
"Alex, what do you think?", "Jordan, could you tell me more", "Jordan, have you tried taking any small steps to help Alex out?")
return the person being addressed.

Decision rules:

1. If the therapist sends any message and you are not ignoring them (per resistance rules) → respond "therapist".
2. If Alex says "you" in reference to Jordan's actions → "Jordan".
3. If Jordan says "you" in reference to Alex's actions → "Alex".
4. If Alex is speaking directly to Jordan (without therapist intervention) → "Jordan".
5. If Jordan is speaking directly to Alex (without therapist intervention) → "Alex".
6. If Alex or Jordan speak without addressing the other directly → "therapist".
7. The therapist never replies to themselves – if the last message is from the therapist, only "Alex", "Jordan", or "both" are valid.
8. If the last message is from the therapist and it isn't directed return "both".
9. If the therapist directly addresses one of the patients (e.g., "Jordan, what do you think?", "What brings you in today Alex?") → that patient.

Valid answers: Alex, Jordan, both, therapist.

Return only one word.

Appendix C1. TTS Instructions for Alex

Neutral: "Speak in a serious, subdued tone, as if you're trying to start a difficult conversation while feeling sad and holding back frustration. Let a gentle sadness color your voice, with a slight heaviness or sigh at the start of sentences.

Sad: "Breathe out softly at sentence starts, use longer pauses (1-2 seconds) to convey heaviness or sadness, and let out a soft sigh when the feeling is heavy or difficult to express. You can also cry a bit."

Angry: "Breathe out softly at sentence starts, intense, urgent tone with underlying desperation. Voice may crack or waver between anger and pleading. Speak faster when frustrated, slower when the hurt shows through."

Vulnerable: "Softer, more tentative tone. Show emotional openness and fear of being hurt. Speak with gentle hesitation, as if sharing something deeply personal."

Hopeful: "Softer, more open tone. Less forceful, showing vulnerability under the anger."

Relieved: "Calmer, more relaxed tone. Show some hope and relief."

Appendix C2. TTS Instructions for Jordan

Neutral: "Neutral tone, natural speed. Show emotional pain and vulnerability, use sigh or groan when appropriate."

Anxious: "Slow, hesitant, nervous tone. Slight tremor in voice."

Defensive: "Slow, hesitant, slightly contemptuous, with defensive edge."

Sad: "Quiet, strained voice showing emotional overload. May sound flat or monotone when shutting down, or shaky when hurt breaks through. Include pauses as if struggling to speak."

Cautious: "Slow, careful, guarded tone. Show wariness and caution."

Open: "More engaged and open tone. Show willingness to participate."

Calm: "Relaxed, more open tone. Show gratitude and cautious optimism."