

Modified Dynamic Programming Algorithms for Order Picking in Single-Block and Two-Block Rectangular Warehouses

George Dunn^{a,*}, Elizabeth Stojanovski^a, Bishnu Lamichhane^a,
Hadi Charkhgard^b, Ali Eshragh^{c,d}

^a *School of Information and Physical Sciences, University of Newcastle , NSW, Australia*

^b *Department of Industrial and Management Systems Engineering,
University of South Florida , FL, USA*

^c *Carey Business School, Johns Hopkins University , MD, USA*

^d *International Computer Science Institute,
University of California at Berkeley , CA, USA*

Abstract

Recent research has shown that optimal picker tours in rectangular warehouses exhibit deterministic travel patterns within each aisle, and that certain previously considered traversals are unnecessary. Using these insights, this paper proposes modifications to dynamic programming algorithms that improve computational efficiency without affecting optimality. For layouts with and without a central cross-aisle, the modifications preserve linear-time complexity in the number of aisles while reducing the number of state-action evaluations per stage. The proposed modifications reduce computational effort by factors up to 1.81, confirmed by numerical experiments. These findings are encouraging and highlight how structural refinements can yield significant improvements in practical performance of algorithms.

Keywords: Warehousing, Picker routing, Dynamic programming

1. Introduction

The order picking problem aims to determine the shortest possible route through a warehouse that visits all necessary item locations. The standard

*Corresponding author

Email address: george.dunn@uon.edu.au (George Dunn)

warehouse layout has parallel aisles, a central depot, and cross-aisles to allow for travel between aisles. Ratliff and Rosenthal [1] presented a dynamic programming algorithm for finding the minimal route for warehouses with a front and back cross-aisle (single-block), which was extended by Roodbergen and de Koster [2] for layouts with an additional central cross-aisle (two-block). Both methods are based on sequentially building a tour by applying a limited set of valid travel options within each aisle and cross-aisle.

A warehouse layout is said to be rectangular if all aisles are parallel, all cross-aisles are parallel, aisles are perpendicular to cross-aisles, and the distance between any two consecutive aisles and any two consecutive cross-aisles is constant. For such layouts, recent work has substantially clarified the structure of optimal tours. In particular, prior results have shown that double traversals of aisles are unnecessary in single-block and two-block rectangular warehouses and, more generally, that connectivity does not require double traversals in warehouses with any number of cross-aisles [3, 4, 5]. Furthermore, it has been established that the optimal travel within an aisle is uniquely determined by cross-aisle configurations [6].

This paper builds directly on these results and shows how they can be exploited algorithmically to reduce the number of stages and transitions required by existing dynamic programming formulations. Specifically:

- For rectangular single-block warehouses, we propose a modified dynamic programming algorithm that preserves linear-time complexity while reducing the number of state-action evaluations, achieving a theoretical reduction of approximately 1.81 and matching empirical speedups.
- For rectangular two-block warehouses, we introduce two successive modifications to the dynamic programming algorithm that maintain linear-time complexity and reduce computational effort, with predicted reductions of 1.18 and 1.31, confirmed by computational experiments.

The remainder of the paper is structured as follows. Section 2 provides background on warehouse layouts, graph representations, and prior results. Sections 3 and 4 present the single-block and two-block dynamic programming algorithms, including the proposed modifications, complexity analysis, and computational experiments. Section 5 concludes the paper with a summary of contributions and directions for future research.

2. Background

We consider rectangular warehouses with $m \geq 1$ vertical pick aisles and $n = 2$ (single-block) or $n = 3$ (two-block) horizontal cross-aisles as illustrated in Figure 1. In the two-block layout, the middle cross-aisle divides each aisle into lower and upper subaisles. The aisles are considered narrow enough so that the horizontal distance needed to move from one side to the other can be regarded negligible. The single-block (respectively, two-block) warehouse can be modeled as a graph G . For each aisle $j \in [1, m]$, the vertex set includes intersections with the cross-aisles. In the single-block layout, vertices a_j and b_j correspond to the intersections of aisle j with the back and front cross-aisles, respectively. In the two-block layout, vertices a_j , b_j and c_j correspond to the intersections of aisle j with the back, middle, and front cross-aisles, respectively. The set of vertices $P = \{p_0, p_1, \dots, p_k\}$ denotes the locations to be visited, where p_0 is the depot and p_1, \dots, p_k correspond to the location of products that must be collected. Only p_0 may lie on a cross-aisle vertex, whereas all remaining vertices of P must be situated inside the subaisles.

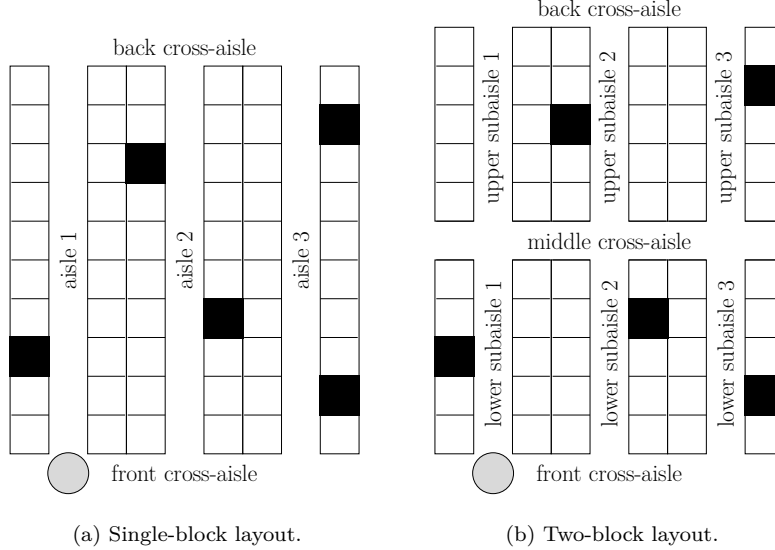


Figure 1: Rectangular warehouse examples where the black squares represent the locations of items to be picked and the gray circle shows the depot.

A subgraph $T \subset G$ is called a tour subgraph if it includes all vertices of P and there is a picking tour that traverses every edge of T exactly once.

Thus, determining a solution to the picker routing problem is equivalent to identifying a tour subgraph whose total edge length is minimal. Traditional algorithms achieve this by building partial tour subgraphs (PTSs), which are subgraphs for which there exists at least one completion that forms a valid tour subgraph. Proceeding sequentially from left to right, PTSs are generated using a restricted set of valid vertical edge configurations within each aisle and horizontal edge configurations between adjacent aisles.

Ratliff and Rosenthal [1] demonstrated that, for a minimal tour in a single-block warehouse, there exist six distinct vertical edge configurations, which are illustrated in Figure 2. These consist of (i) a single traversal of the aisle (*1pass*), (ii) entering and exiting via the back cross-aisle (*top*), (iii) entering and exiting via the front (*bottom*), (iv) traversing the aisle in a way that leaves the largest section untraveled (*gap*), (v) traversing the aisle twice (*2pass*, also referred to as a double traversal), and (vi) not entering the aisle at all (*none*). Note that *none* is only valid if there are no items to be collected within an aisle. These six configurations extend to two-block warehouses, where they apply independently to each subaisle [2].

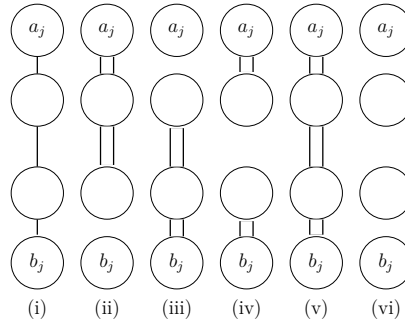


Figure 2: Valid vertical edge configurations within aisle j . Unlabeled nodes represent item vertices within the aisle.

Subsequent research has shown that the set of valid vertical configurations considered in earlier algorithms can be reduced. Revenant et al. [3] proved that *2pass* is not required in optimal tours for rectangular single-block warehouses. This result was recently extended by the present authors to two-block warehouses with more than one non-empty aisle [4]. More generally, Dunn et al. [5] showed that double traversals are not required to ensure connectivity of the tour in rectangular warehouses with any number of cross-aisles. Based on this structural result, Dunn et al. [6] established that once

the horizontal edge configuration of a warehouse is fixed, the corresponding vertical edge configuration is uniquely determined. These results form the theoretical foundation for the algorithmic modifications proposed in the remainder of this paper.

3. Single-Block Rectangular Warehouses

In this section, we will briefly review the single-block dynamic programming algorithm of Ratliff and Rosenthal [1] and then propose a modification that preserves the same state and action structure while reducing the number of stages and transitions required.

The existing algorithm works from left to right, applying all valid vertical edge configurations within each aisle before applying horizontal configurations between aisles. The set of valid vertical edge configurations are introduced in Section 2. Between aisles j and $j + 1$, there are five possible horizontal edge configurations,

$$11, 20, 02, 22, 00$$

where the first and second numbers indicate the number of edges between the top and bottom cross-aisle vertices, respectively (Figure 3). The configuration 00 is only valid if there are no items to the right of the aisle j , and is not valid elsewhere.

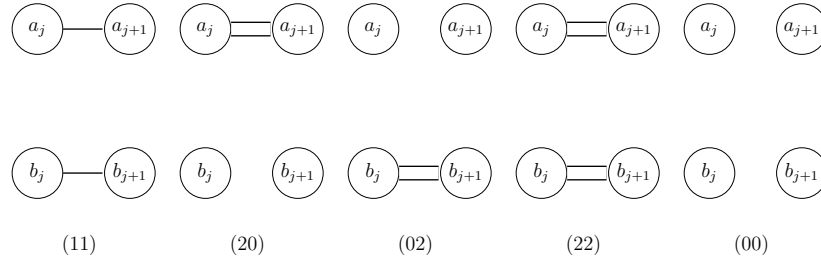


Figure 3: Valid horizontal edge configurations between aisle j and $j + 1$ of a single-block warehouse.

Two PTSs are equivalent if any subgraph that completes one also completes the other. An equivalence class is a set of equivalent PTSs and is defined by the degree parity of the rightmost cross-aisle vertices and the

number of connected components in each subgraph. The states of the single-block algorithm correspond to the seven PTS equivalence classes,

$$(U, U, 1C), (0, E, 1C), (E, 0, 1C), (E, E, 1C), (E, E, 2C), (0, 0, 0C), (0, 0, 1C)$$

where, for each class, the first two components denote the degree parity of the vertices a_j and b_j , respectively (zero 0, odd U , or even E), and the final component denotes connectivity ($0C$, $1C$ or $2C$).

For a rectangular single-block warehouse, empty aisles may be ignored and neither *2pass* nor *none* configurations are required [1, 3]. Consequently, only four valid vertical configurations need to be considered. Since this reduction is already established in the literature, we compare our proposed modified algorithm with a variant of the original algorithm that omits these unnecessary actions.

3.1. Original Single-Block Algorithm

We briefly summarize the single-block dynamic programming algorithm of Ratliff and Rosenthal [1]. A full description, including the two state transition tables, can be found in the original paper.

The algorithm begins at stage L_1^- in the initial state $(0, 0, 0C)$ with cost zero. In each aisle j , a vertical stage is first performed with all valid vertical configurations applied to the PTSs stored in L_j^- , producing a set of L_j^+ PTSs. From this set, the minimal PTS is retained for each reachable state. Next, a horizontal stage is performed with all valid horizontal configurations applied to the PTSs in L_j^+ , yielding the L_{j+1}^- set, again retaining only the minimal PTS for each state.

Each transition in the algorithm is of the form

$$(\text{state}, \text{action}) \rightarrow \text{next state}$$

where an action corresponds to either a vertical or horizontal configuration, and the cost of the transition is equal to the total length of the edges introduced by that configuration. At every stage, the algorithm stores, for each state, the action used to reach it, the previous state, and the accumulated cost.

After processing all m aisles, the optimal tour is obtained as the minimum PTS in state $(0, 0, 1C)$ at stage L_{m+1}^- . An example of an optimal tour is shown in Figure 4.

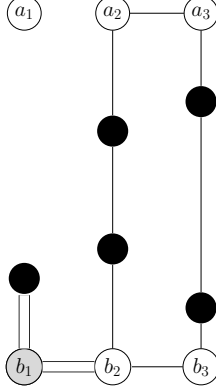


Figure 4: Example of a minimal tour subgraph in a single-block rectangular warehouse. The solution has an optimal sequence of states $((0, 0, 0C), (0, E, 1C), (0, E, 1C), (U, U, 1C), (U, U, 1C), (E, E, 1C), (0, 0, 1C))$ and actions $(bottom, 02, 1pass, 11, 1pass, 00)$.

3.2. Modified Single-Block Algorithm

We adapt the existing algorithm for rectangular warehouses and demonstrate that vertical and horizontal stages can be combined into a single stage. Dunn et al. [6] proved that, given the horizontal edges incident to an aisle, the vertical edges required for a minimal tour are uniquely determined. In particular, once the horizontal degrees of the upper and lower cross-aisle vertices are known, the minimal vertical configuration is *1pass* if both degrees are odd; *top* if the back vertex is even and the front is not connected; *bottom* if the front vertex is even and the back is not connected; and *gap* if both vertices are even.

The implication for the existing algorithm is that, given a minimal PTS in L_j^- , the application of a horizontal configuration uniquely determines the horizontal degree parities for aisle j and therefore dictates the necessary vertical configuration. As a result, the alternating vertical and horizontal stages of the original algorithm can be collapsed into a single stage. The modified algorithm proceeds by directly constructing the minimal set of L_{j+1}^- PTSs by applying all valid horizontal configurations to the states in L_j^- , together with the uniquely determined vertical configuration implied by each horizontal choice.

Under this formulation, each transition is of the form

$$(\text{state}, \text{horizontal action}) \rightarrow (\text{next state}, \text{vertical action})$$

and the transition cost is equal to the total length of the horizontal edges

together with the required vertical edges. Consequently, only a single state transition table is required to define the algorithm, incorporating both horizontal transitions and associated vertical actions, as shown in Table 1.

Table 1: Single-block L_{i+1}^- state transitions and associated vertical edge configurations that result from applying each horizontal configuration to L_i^- states.

| STATE L_i^- | HORIZONTAL CONFIGURATIONS | | | | |
|------------------|---------------------------|-------------------|--------------------|-------------------|--------------------|
| | 11 | 20 | 02 | 22 | 00 ^c |
| $(U, U, 1C)$ | $(U, U, 1C) (iv)$ | $(E, 0, 1C) (i)$ | $(0, E, 1C) (i)$ | $(E, E, 1C) (i)$ | $(0, 0, 1C) (i)$ |
| $(E, 0, 1C)$ | $(U, U, 1C) (i)$ | $(E, 0, 1C) (ii)$ | — | $(E, E, 2C) (iv)$ | $(0, 0, 1C) (ii)$ |
| $(0, E, 1C)$ | $(U, U, 1C) (i)$ | — | $(0, E, 1C) (iii)$ | $(E, E, 2C) (iv)$ | $(0, 0, 1C) (iii)$ |
| $(E, E, 1C)$ | $(U, U, 1C) (i)$ | $(E, 0, 1C) (iv)$ | $(0, E, 1C) (iv)$ | $(E, E, 1C) (iv)$ | $(0, 0, 1C) (iv)$ |
| $(E, E, 2C)$ | $(U, U, 1C) (i)$ | — | — | $(E, E, 2C) (iv)$ | — |
| $(0, 0, 0C)^a$ | $(U, U, 1C) (i)$ | $(E, 0, 1C) (ii)$ | $(0, E, 1C) (iii)$ | $(E, E, 2C) (iv)$ | $(0, 0, 1C) (iii)$ |
| $(0, 0, 1C)^b$ | — | — | — | — | $(0, 0, 1C) (vi)$ |

— NOT VALID OR OPTIMAL.

^a ONLY POSSIBLE IN INITIAL STATE.

^b ONLY POSSIBLE IN TERMINAL STATE.

^c ONLY VALID IN FINAL STAGE.

3.3. Single-Block Complexity Analysis

We compare the two algorithms in terms of the total state-action evaluations performed. For both algorithms, the initial and terminal stages are restricted to states $(0, 0, 0C)$ and $(0, 0, 1C)$, respectively, reducing the number of valid transitions at the boundaries. Since these only occur once, they do not affect the asymptotic complexity. Accordingly, our analysis focuses on the intermediate stages, where the remaining five states are valid.

Original Algorithm. At each vertical stage, each of the five intermediate states has four valid actions, resulting in 20 state-action evaluations. At each horizontal stage, the number of valid actions varies by state with a total of 9 state-action evaluations across all intermediate states. Let N denote the total number of state-action evaluations. Since there are m vertical stages and m horizontal stages, the total number of state-action evaluations is approximately

$$N_{orig} \approx m(20 + 9) = 29m.$$

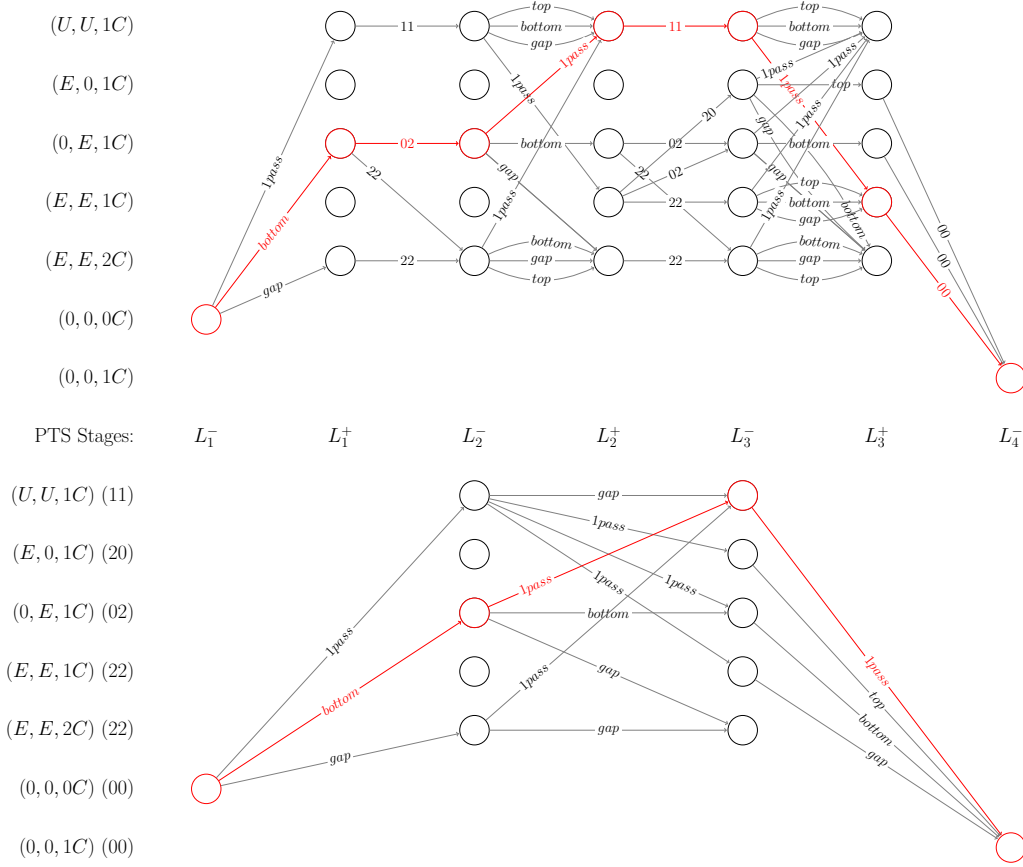


Figure 5: State space of the original (top) and modified (bottom) algorithms for the warehouse in Figure 1. The minimal sequence of transitions and actions are highlighted in red.

Modified Algorithm. In the modified formulation, each stage corresponds to a single combined transition in which the vertical and horizontal actions that previously occurred in separate stages are executed jointly. At each stage, the five intermediate states admit between two and four valid horizontal actions, resulting in a total of 16 state-action evaluations per stage. The total number of state-action evaluations is therefore approximately

$$N_{mod} \approx 16m.$$

Comparison. A comparison of state space and transitions for the single-block example is shown in Figure 5. Unlike the original algorithm, which requires

$2m$ stages, the modified algorithm requires only m stages. Both algorithms have linear time complexity in the number of aisles,

$$\mathcal{O}(m),$$

since the state space and action sets are constant. However, the modified algorithm reduces the number of state-action evaluations by a factor of

$$\frac{N_{orig}}{N_{mod}} \approx \frac{29}{16} \approx 1.81,$$

corresponding to a reduction of approximately 45% in the number of evaluations.

3.4. Single-Block Computational Experiments

We evaluate the modified algorithm against the existing single-block algorithm on randomly generated instances. The experiments were implemented in Python on a laptop with an Intel i7-13800H processor and 32 GB of RAM. Benchmark instances were generated for all combinations of aisles $m \in \{5, 10, 15, 20, 25, 30\}$ and total pick positions $|P| \in \{30, 45, 60, 75, 90\}$ consistent with parameter settings commonly used in the literature [7, 8, 9], with 100 instances per combination. The depot was randomly assigned to an aisle, equally likely in the front or rear cross-aisle. The number of pick locations per aisle was fixed at 90. Action cost calculations were identical for both algorithms and were excluded from runtime measurements

Speedup. Table 2 reports the average speedup (the ratio of original to modified runtime) over the varying number of aisles and items. Observed speedups range from 1.62 to 1.85, with an overall average of 1.71. The speedup remains fairly consistent as the number of items changes, which is expected since the computational complexity of both algorithms is independent of the item count. A mild decrease in speedup is observed as the number of aisles increases, which is consistent with boundary stages and fixed overheads becoming less dominant for larger instances. Overall, the empirical results closely match the theoretical reduction in state-action evaluations.

Runtime. Figure 6 plots the average runtime as a function of the number of aisles. As predicted by the complexity analysis, runtimes appear to increase linearly for both methods, with the modified algorithm consistently exhibiting lower runtimes.

Table 2: Average speedup of the modified algorithm (t_{orig}/t_{mod}) over rectangular single-block warehouse instances with varying number of aisles m and pick list sizes $|P|$.

| $ P $ | m | | | | | | Avg. |
|-------|------|------|------|------|------|------|------|
| | 5 | 10 | 15 | 20 | 25 | 30 | |
| 30 | 1.78 | 1.70 | 1.67 | 1.64 | 1.63 | 1.66 | 1.68 |
| 45 | 1.80 | 1.71 | 1.69 | 1.62 | 1.65 | 1.64 | 1.69 |
| 60 | 1.83 | 1.81 | 1.70 | 1.66 | 1.66 | 1.65 | 1.72 |
| 75 | 1.84 | 1.77 | 1.73 | 1.69 | 1.68 | 1.67 | 1.73 |
| 90 | 1.85 | 1.77 | 1.71 | 1.70 | 1.69 | 1.67 | 1.73 |
| Avg. | 1.82 | 1.75 | 1.70 | 1.66 | 1.66 | 1.66 | 1.71 |

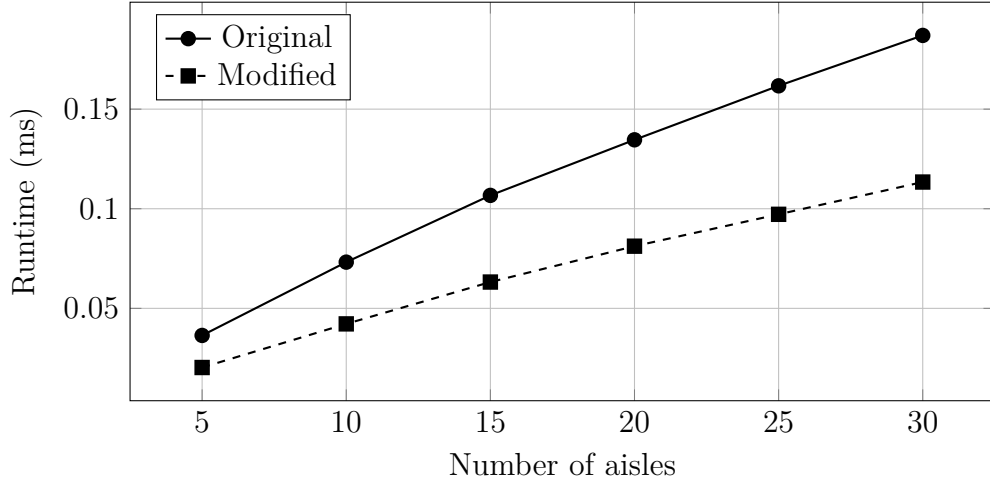


Figure 6: Average runtime of the original and modified single-block algorithms.

4. Two-Block Rectangular Warehouses

In this section, we briefly review the two-block algorithm of Roodbergen and de Koster [2] and then propose two modifications that reduce the number of required stages and transitions. We begin by defining the actions and states common to all three methods.

The vertical edge configurations from the single-block algorithm apply again, but are considered separately to the lower and upper sub-aisles of each aisle. For horizontal edges between aisles j and $j + 1$, there are 14 possible configurations:

110, 101, 011, 200, 020, 002, 211, 121, 112, 220, 202, 022, 222, 000

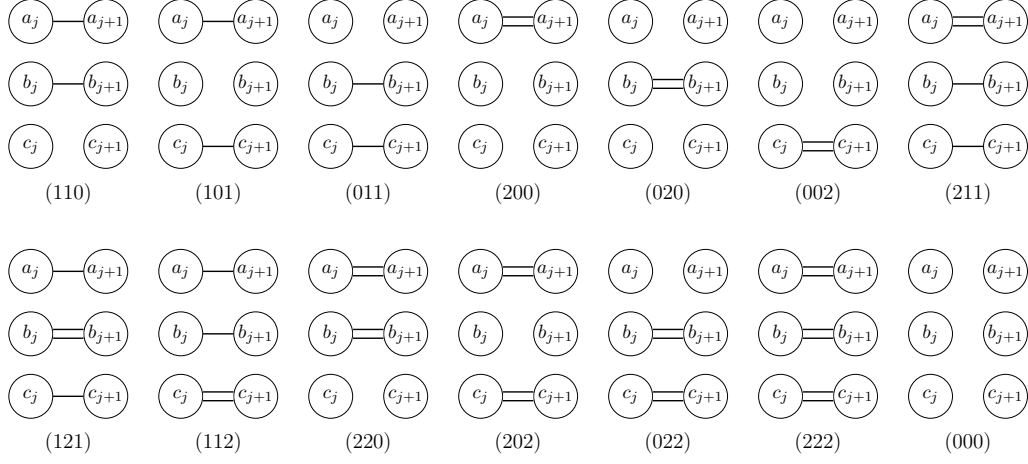


Figure 7: Possible horizontal edge configurations.

where the first, second and third numbers denote the number of edges between the top, middle and bottom cross-aisle vertices, respectively (Figure 7). The configuration 000 is only valid if there are no items to the right of aisle j .

The equivalence classes for a PTS in a warehouse with three cross-aisles can be characterized by the degree parity of vertices a_j , b_j , and c_j ; the number of connected components; and the distribution of a_j , b_j and c_j over the various components. The last characteristic is only relevant when all three vertices are even and the PTS has two connected components; for all other classes, it can be ignored because the distribution is unique. This yields 25 equivalence classes for a two block warehouse

$$\begin{aligned}
& (E, 0, 0, 1C), (0, E, 0, 1C), (0, 0, E, 1C), (E, E, 0, 1C), \\
& (E, 0, E, 1C), (0, E, E, 1C), (E, E, E, 1C), (U, U, 0, 1C), \\
& (U, 0, U, 1C), (0, U, U, 1C), (E, U, U, 1C), (U, E, U, 1C), \\
& (U, U, E, 1C), (E, E, 0, 2C), (E, 0, E, 2C), (0, E, E, 2C), \\
& (E, E, E, 2C, a - bc), (E, E, E, 2C, b - ac), (E, E, E, 2C, c - ab), \\
& (E, U, U, 2C), (U, E, U, 2C), (U, U, E, 2C), (E, E, E, 3C), \\
& (0, 0, 0, 0C), (0, 0, 0, 1C).
\end{aligned}$$

4.1. Original Two-Block Algorithm

We provide a brief overview of the two-block dynamic programming algorithm of Roodbergen and de Koster [2]. A full explanation, including

the three state transition tables, can be found in the original paper. As in the single-block scenario, the algorithm moves sequentially from left to right through the warehouse, but now operates in two vertical stages, one dedicated to the lower subaisle and one to the upper subaisle.

The algorithm begins at stage L_1^- in the initial state $(0, 0, 0, 0C)$ with cost zero. In each aisle j , PTSs are extended through a sequence of three stages. First, vertical edges are added between the vertices b_j and c_j , producing a set of candidate PTSs denoted L_j^{+y} . Second, vertical edges are added between the vertices a_j and b_j , which yields the set L_j^{+x} . Finally, horizontal edges are added between the aisle vertices, resulting in the set L_{j+1}^- . At each stage, only the minimum PTS is retained for each reachable state. The optimal tour is the minimum PTS in the terminal state $(0, 0, 0, 1C)$. An example of a minimal tour is shown in Figure 8.

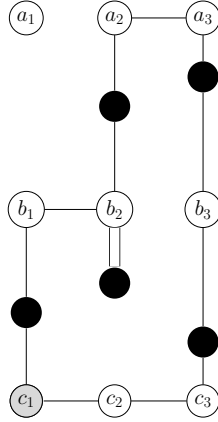


Figure 8: Example of a minimal tour subgraph in a two-block rectangular warehouse. The solution has an optimal sequence of states $((0, 0, 0, 0C), (U, U, 0, 1C), (U, U, 0, 1C), (U, U, 0, 1C), (U, U, 0, 1C), (U, E, U, 1C), (U, 0, U, 1C), (U, U, E, 1C), (E, E, E, 1C), (0, 0, 0, 1C))$ and actions $(1pass, none, 011, top, 1pass, 101, 1pass, 1pass)$.

4.2. Two-Block Algorithm Modification 1: No 2pass

Recent results show that double traversals are not required in optimal tours for rectangular two-block warehouses with more than one non-empty aisle [4]. Since this result was only recently established and is part of our own prior work, we present the exclusion of *2pass* vertical configurations from the set of admissible actions in the standard two-block algorithm as the first modification. This does not alter the state space or the set of feasible tours,

but reduces the number of vertical actions considered at each stage, thus decreasing the number of state–action evaluations required by the algorithm.

In contrast, for the single-block case, this restriction is already well established in the literature and was therefore incorporated directly into the standard algorithm.

4.3. Two-Block Algorithm Modification 2: Combined Stages

We now extend the modification introduced for single-block warehouses. In a two-block layout, applying horizontal edge configurations directly to a L_j^- PTS uniquely determines the degree parity and thus the necessary vertical edge configurations for both the lower and upper subaisles. All three stages can therefore be collapsed into one. This reformulation preserves the original state space and action feasibility, but requires only a single state transition table that simultaneously encodes the horizontal transitions and the associated vertical actions. This formulation is shown in Appendix A, in which each transition takes the form

$$(\text{state}, \text{horizontal action}) \rightarrow (\text{next state}, \text{lower action}, \text{upper action})$$

where the transition cost is equal to the total length of the horizontal edges, together with the uniquely determined vertical edges in both subaisles. As in the single-block case, only the minimal PTS is retained for each reachable state.

4.4. Two-Block Complexity Analysis

We compare the computational complexity of the existing and modified two-block algorithms in terms of the total number of state–action evaluations performed. As in single-block algorithms, the initial and terminal stages, $(0, 0, 0, 0C)$ and $(0, 0, 0, 1C)$, respectively, do not affect the asymptotic complexity. The analysis therefore focuses on the intermediate stages, where the remaining 23 states are admissible.

Original Algorithm. For each of the three stages, a table containing all state–action transitions is provided in Roodbergen and de Koster [2]. In the lower vertical stage (between b_j and c_j), the 23 intermediate states admit a total of 130 valid actions. In the upper vertical stage (between a_j and b_j), there are again 130 state–action evaluations. In the horizontal stage, the 23 intermediate states admit 44 valid actions. The total number of state–action evaluations is therefore approximately

$$N_{orig} \approx m(130 + 130 + 44) = 304m.$$

Modification 1 (No 2pass). With double traversals excluded, the horizontal stage remains unchanged, but the number of admissible vertical actions is reduced in both vertical stages. With the lower and upper vertical stages each requiring 107 state–action evaluations, the total number of state–action evaluations becomes

$$N_{mod1} \approx m(107 + 107 + 44) = 258m.$$

Modification 2 (Combined Stages). The two vertical stages are eliminated entirely and all transitions are encoded within a single stage per aisle. In this case, each intermediate stage requires 231 state–action evaluations, with the total number of evaluations approximately

$$N_{mod2} \approx 231m.$$

Comparison. Although Modification 2 reduces the number of stages from $3m$ to m , all three algorithms have linear time complexity in the number of aisles, $\mathcal{O}(m)$, since the state space and action sets are constant. However, both modifications yield substantial reductions in computational effort arising first from eliminating unnecessary vertical actions, and then from collapsing multiple stages into a single horizontal stage per aisle, without altering the state space or the set of feasible tours. This corresponds to a reduction by a factor of approximately $N_{orig}/N_{mod1} \approx 1.18$ and $N_{orig}/N_{mod2} \approx 1.31$ relative to the original algorithm for Modification 1 and Modification 2, respectively.

4.5. Two-Block Computational Experiments

This section evaluates the performance of the proposed two-block algorithm modifications relative to the original algorithm with double traversals. Benchmark instances are the same as in the single-block experiments, with the addition of a middle cross-aisle. The cross-aisle has a width equal to the length of one item location and is situated at the halfway point in all aisles.

Speedup. Table 3 reports the average speedup of each modified algorithm relative to the original for varying numbers of aisles. The first modification yields a modest but consistent improvement, with an average speedup of 1.12, which is close to the predicted reduction factor of 1.18. The second modification achieves substantially larger gains, with speedups ranging from 1.20 to 1.70 and an average of 1.31, matching the theoretical reduction factor. For both modifications, the speedup decreases slightly as the number of aisles increases, which is consistent with boundary stages and fixed overheads becoming less significant for larger instances.

Table 3: Average speedup of each modified algorithm over rectangular two-block warehouse instances with varying number of aisles m .

| | m | | | | | | |
|---------------------|------|------|------|------|------|------|------|
| | 5 | 10 | 15 | 20 | 25 | 30 | Avg. |
| t_{orig}/t_{mod1} | 1.20 | 1.11 | 1.08 | 1.10 | 1.11 | 1.10 | 1.12 |
| t_{orig}/t_{mod2} | 1.70 | 1.30 | 1.22 | 1.22 | 1.22 | 1.20 | 1.31 |

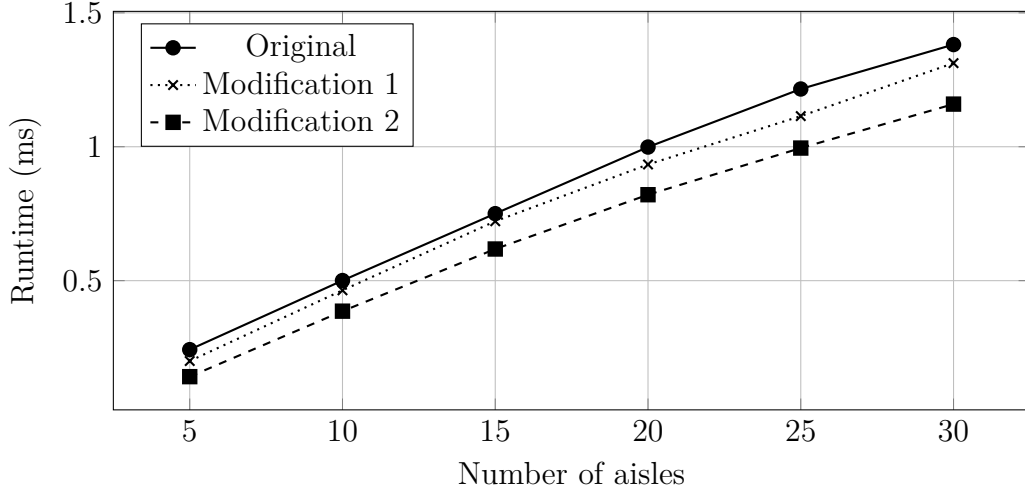


Figure 9: Average runtime of the original and modified two-block algorithms.

Runtime. Figure 9 plots the average runtime of all three algorithms. As predicted by theoretical complexity, all algorithms scale approximately linearly with the number of aisles. Both modifications consistently outperform the original algorithm. Modification 1 yields modest improvements, while Modification 2 achieves substantial reductions in runtime, with a stable speedup across all tested instance sizes.

5. Conclusion

This paper leveraged recent structural results on picker routing in rectangular warehouses to propose modifications to existing dynamic programming algorithms that improve computational efficiency without sacrificing optimality. For both single-block and two-block layouts, the proposed modifications preserve linear-time complexity in the number of aisles while reducing the number of state-action evaluations per stage.

Theoretical analysis predicts reductions in computational effort of approximately 1.81 for the single-block algorithm and 1.18 and 1.31 for the two successive two-block modifications. Extensive computational experiments confirm that these theoretical improvements translate directly into practical runtime gains, with observed average speedups of 1.71, 1.12, and 1.31, respectively. This close agreement between theory and experiment indicates that runtime is largely dominated by state-action evaluations and confirms that the proposed modifications deliver consistent and meaningful performance improvements.

The proposed action and stage reductions do not extend directly to larger warehouse layouts. While traditional single-block and two-block algorithms can be adapted to warehouses with additional cross-aisles, the resulting state and action spaces grow rapidly and quickly become computationally prohibitive [2]. To address this, the algorithm of Pansart et al. [8] assigns horizontal configurations sequentially to each cross-aisle segment, requiring a transition for each section rather than a single horizontal stage per aisle. Consequently, the stage-collapsing strategy considered here does not apply directly. Likewise, the strict elimination of double traversals cannot be applied, as such configurations have been shown to be necessary in warehouses with more than three cross-aisles. However, double traversals are not required for connectivity or within the upper and lower sub-aisles, suggesting that restricted variants may still be feasible [5, 4]. Exploring how these ideas can be selectively applied to larger layouts while preserving optimality is a promising direction for future research.

Acknowledgments

George was supported by an Australian Government Research Training Program (RTP) Scholarship.

Data and Code Availability

All code required to reproduce the computational results presented in this paper is available on request.

References

- [1] H. D. Ratliff, A. S. Rosenthal, Order-picking in a rectangular warehouse: a solvable case of the traveling salesman problem, *Operations research* 31 (1983) 507–521.
- [2] K. J. Roodbergen, R. de Koster, Routing order pickers in a warehouse with a middle aisle, *European Journal of Operational Research* 133 (2001) 32–43. doi:[https://doi.org/10.1016/S0377-2217\(00\)00177-6](https://doi.org/10.1016/S0377-2217(00)00177-6).
- [3] P. Revenant, H. Cambazard, N. Catusse, A note about a transition of ratliff and rosenthal’s order picking algorithm for rectangular warehouses, *Operations Research Letters* 62 (2025) 107325. doi:<https://doi.org/10.1016/j.orl.2025.107325>.
- [4] G. Dunn, E. Stojanovski, B. Lamichhane, H. Charkhgard, A. Eshragh, Strict elimination of double traversals in outer subaisles and two-block rectangular warehouses, *arXiv preprint arXiv:2512.08235* (2025).
- [5] G. Dunn, H. Charkhgard, A. Eshragh, E. Stojanovski, Double traversals in optimal picker routes for warehouses with multiple blocks, *Operations Research Letters* 65 (2026) 107397. doi:<https://doi.org/10.1016/j.orl.2025.107397>.
- [6] G. Dunn, E. Stojanovski, B. Lamichhane, H. Charkhgard, A. Eshragh, Deterministic structure of vertical configurations in minimal picker tours for rectangular warehouses, *arXiv preprint arXiv:2508.00365* (2025).
- [7] A. Scholz, S. Henn, M. Stuhlmann, G. Wäscher, A new mathematical programming formulation for the single-picker routing problem, *European Journal of Operational Research* 253 (2016) 68–84.

- [8] L. Pansart, N. Catusse, H. Cambazard, Exact algorithms for the order picking problem, *Computers & Operations Research* 100 (2018) 117–127. doi:<https://doi.org/10.1016/j.cor.2018.07.002>.
- [9] D. Goeke, M. Schneider, Modeling single-picker routing problems in classical and modern warehouses: Informs journal on computing meritorious paper awardee, *INFORMS Journal on Computing* 33 (2021) 436–451.

Appendix A. Two-block state transitions

Table A.4: Two-block state transitions and necessary vertical configurations.

| State | 110 | 101 | 011 | 200 | 020 |
|-----------------|------------------------|-------------------------|-------------------------|-------------------------|-------------------------|
| (E,0,0,1C) | ((U,U,0,1C),(i),(ii)) | ((U,0,U,1C),(i),(i)) | – | ((E,0,0,1C),(ii),(vi)) | – |
| (0,E,0,1C) | ((U,U,0,1C),(i),(ii)) | ((U,0,U,1C),(i),(i)) | ((0,U,U,1C),(iii),(i)) | – | ((0,E,0,1C),(iii),(ii)) |
| (0,0,E,1C) | – | ((U,0,U,1C),(i),(i)) | ((0,U,U,1C),(iii),(i)) | – | – |
| (E,E,0,1C) | ((U,U,0,1C),(i),(ii)) | ((U,0,U,1C),(i),(i)) | ((0,U,U,1C),(iv),(i)) | ((E,0,0,1C),(iv),(ii)) | ((0,E,0,1C),(iv),(ii)) |
| (E,0,E,1C) | ((U,U,0,1C),(i),(iv)) | ((U,0,U,1C),(i),(i)) | ((0,U,U,1C),(iv),(i)) | ((E,0,0,1C),(ii),(iii)) | – |
| (0,E,E,1C) | ((U,U,0,1C),(i),(iv)) | ((U,0,U,1C),(i),(i)) | ((0,U,U,1C),(iii),(i)) | – | ((0,E,0,1C),(iii),(iv)) |
| (E,E,E,1C) | ((U,U,0,1C),(i),(iv)) | ((U,0,U,1C),(i),(i)) | ((0,U,U,1C),(iv),(i)) | ((E,0,0,1C),(iv),(iv)) | ((0,E,0,1C),(iv),(iv)) |
| (U,U,0,1C) | ((U,U,0,1C),(iv),(ii)) | ((U,0,U,1C),(iv),(i)) | ((0,U,U,1C),(i),(i)) | ((E,0,0,1C),(i),(ii)) | ((0,E,0,1C),(i),(ii)) |
| (U,0,U,1C) | ((U,U,0,1C),(iv),(i)) | ((U,0,U,1C),(ii),(iii)) | ((0,U,U,1C),(i),(iv)) | ((E,0,0,1C),(i),(i)) | ((0,E,0,1C),(i),(i)) |
| (0,U,U,1C) | ((U,U,0,1C),(i),(i)) | ((U,0,U,1C),(i),(iv)) | ((0,U,U,1C),(iii),(iv)) | – | ((0,E,0,1C),(iii),(i)) |
| (E,U,U,1C) | ((U,U,0,1C),(i),(i)) | ((U,0,U,1C),(i),(iv)) | ((0,U,U,1C),(iv),(iv)) | ((E,0,0,1C),(iv),(i)) | ((0,E,0,1C),(iv),(i)) |
| (U,E,U,1C) | ((U,U,0,1C),(iv),(i)) | ((U,0,U,1C),(iv),(iv)) | ((0,U,U,1C),(i),(iv)) | ((E,0,0,1C),(i),(i)) | ((0,E,0,1C),(i),(i)) |
| (U,U,E,1C) | ((U,U,0,1C),(iv),(iv)) | ((U,0,U,1C),(iv),(i)) | ((0,U,U,1C),(i),(i)) | ((E,0,0,1C),(i),(iv)) | ((0,E,0,1C),(i),(iv)) |
| (E,E,0,2C) | ((U,U,0,1C),(i),(ii)) | ((U,0,U,1C),(i),(i)) | – | – | – |
| (E,0,E,2C) | – | ((U,0,U,1C),(i),(i)) | – | – | – |
| (0,E,E,2C) | – | ((U,0,U,1C),(i),(i)) | ((0,U,U,1C),(iii),(i)) | – | – |
| (E,E,E,2C,a–bc) | ((U,U,0,1C),(i),(iv)) | ((U,0,U,1C),(i),(i)) | – | – | – |
| (E,E,E,2C,b–ac) | ((U,U,0,1C),(i),(iv)) | ((U,0,U,1C),(i),(i)) | ((0,U,U,1C),(iv),(i)) | – | – |
| (E,E,E,2C,c–ab) | – | ((U,0,U,1C),(i),(i)) | ((0,U,U,1C),(iv),(i)) | – | – |
| (E,U,U,2C) | ((U,U,0,1C),(i),(i)) | ((U,0,U,1C),(i),(iv)) | – | – | – |
| (U,E,U,2C) | ((U,U,0,1C),(iv),(i)) | – | ((0,U,U,1C),(i),(iv)) | ((E,0,0,1C),(i),(i)) | ((0,E,0,1C),(i),(i)) |
| (U,U,E,2C) | – | ((U,0,U,1C),(iv),(i)) | ((0,U,U,1C),(i),(i)) | – | – |
| (E,E,E,3C) | – | ((U,0,U,1C),(i),(i)) | – | – | – |
| (0,0,0,0C) | ((U,U,0,1C),(i),(ii)) | ((U,0,U,1C),(i),(i)) | ((0,U,U,1C),(iii),(i)) | ((E,0,0,1C),(ii),(vi)) | ((0,E,0,1C),(iii),(ii)) |
| (0,0,0,1C) | – | – | – | – | – |

(continued)

| State | 002 | 211 | 121 | 112 | 220 |
|-----------------|-------------------------|------------------------|------------------------|------------------------|------------------------|
| (E,0,0,1C) | – | ((E,U,U,2C),(iv),(i)) | ((U,E,U,1C),(i),(i)) | ((U,U,E,2C),(i),(iv)) | ((E,E,0,2C),(iv),(ii)) |
| (0,E,0,1C) | – | ((E,U,U,2C),(iv),(i)) | ((U,E,U,1C),(i),(i)) | ((U,U,E,2C),(i),(iv)) | ((E,E,0,2C),(iv),(ii)) |
| (0,0,E,1C) | ((0,0,E,1C),(vi),(iii)) | ((E,U,U,2C),(iv),(i)) | ((U,E,U,1C),(i),(i)) | ((U,U,E,2C),(i),(iv)) | – |
| (E,E,0,1C) | – | ((E,U,U,1C),(iv),(i)) | ((U,E,U,1C),(i),(i)) | ((U,U,E,2C),(i),(iv)) | ((E,E,0,1C),(iv),(ii)) |
| (E,0,E,1C) | ((0,0,E,1C),(ii),(iii)) | ((E,U,U,1C),(iv),(i)) | ((U,E,U,1C),(i),(i)) | ((U,U,E,1C),(i),(iv)) | ((E,E,0,2C),(iv),(iv)) |
| (0,E,E,1C) | ((0,0,E,1C),(iii),(iv)) | ((E,U,U,2C),(iv),(i)) | ((U,E,U,1C),(i),(i)) | ((U,U,E,1C),(i),(iv)) | ((E,E,0,2C),(iv),(iv)) |
| (E,E,E,1C) | ((0,0,E,1C),(iv),(iv)) | ((E,U,U,1C),(iv),(i)) | ((U,E,U,1C),(i),(i)) | ((U,U,E,1C),(i),(iv)) | ((E,E,0,1C),(iv),(iv)) |
| (U,U,0,1C) | – | ((E,U,U,1C),(i),(i)) | ((U,E,U,1C),(iv),(i)) | ((U,U,E,2C),(iv),(iv)) | ((E,E,0,1C),(i),(ii)) |
| (U,0,U,1C) | ((0,0,E,1C),(i),(i)) | ((E,U,U,1C),(i),(iv)) | ((U,E,U,2C),(iv),(iv)) | ((U,U,E,1C),(iv),(i)) | ((E,E,0,1C),(i),(i)) |
| (0,U,U,1C) | ((0,0,E,1C),(iii),(i)) | ((E,U,U,2C),(iv),(iv)) | ((U,E,U,1C),(i),(iv)) | ((U,U,E,1C),(i),(i)) | ((E,E,0,2C),(iv),(i)) |
| (E,U,U,1C) | ((0,0,E,1C),(iv),(i)) | ((E,U,U,1C),(iv),(iv)) | ((U,E,U,1C),(i),(iv)) | ((U,U,E,1C),(i),(i)) | ((E,E,0,1C),(iv),(i)) |
| (U,E,U,1C) | ((0,0,E,1C),(i),(i)) | ((E,U,U,1C),(i),(iv)) | ((U,E,U,1C),(iv),(iv)) | ((U,U,E,1C),(iv),(i)) | ((E,E,0,1C),(i),(i)) |
| (U,U,E,1C) | ((0,0,E,1C),(i),(iv)) | ((E,U,U,1C),(i),(i)) | ((U,E,U,1C),(iv),(i)) | ((U,U,E,1C),(iv),(iv)) | ((E,E,0,1C),(i),(iv)) |
| (E,E,0,2C) | – | ((E,U,U,2C),(iv),(i)) | ((U,E,U,1C),(i),(i)) | ((U,U,E,2C),(i),(iv)) | ((E,E,0,2C),(iv),(ii)) |
| (E,0,E,2C) | – | ((E,U,U,2C),(iv),(i)) | ((U,E,U,1C),(i),(i)) | ((U,U,E,2C),(i),(iv)) | – |
| (0,E,E,2C) | – | ((E,U,U,2C),(iv),(i)) | ((U,E,U,1C),(i),(i)) | ((U,U,E,2C),(i),(iv)) | – |
| (E,E,E,2C,a–bc) | – | ((E,U,U,2C),(iv),(i)) | ((U,E,U,1C),(i),(i)) | ((U,U,E,1C),(i),(iv)) | ((E,E,0,2C),(iv),(iv)) |
| (E,E,E,2C,b–ac) | – | ((E,U,U,1C),(iv),(i)) | ((U,E,U,1C),(i),(i)) | ((U,U,E,1C),(i),(iv)) | ((E,E,0,2C),(iv),(iv)) |
| (E,E,E,2C,c–ab) | – | ((E,U,U,1C),(iv),(i)) | ((U,E,U,1C),(i),(i)) | ((U,U,E,2C),(i),(iv)) | – |
| (E,U,U,2C) | – | ((E,U,U,2C),(iv),(iv)) | ((U,E,U,1C),(i),(iv)) | ((U,U,E,1C),(i),(i)) | ((E,E,0,2C),(iv),(i)) |
| (U,E,U,2C) | ((0,0,E,1C),(i),(i)) | ((E,U,U,1C),(i),(iv)) | ((U,E,U,2C),(iv),(iv)) | ((U,U,E,1C),(iv),(i)) | ((E,E,0,1C),(i),(i)) |
| (U,U,E,2C) | – | ((E,U,U,1C),(i),(i)) | ((U,E,U,1C),(iv),(i)) | ((U,U,E,2C),(iv),(iv)) | – |
| (E,E,E,3C) | – | ((E,U,U,2C),(iv),(i)) | ((U,E,U,1C),(i),(i)) | ((U,U,E,2C),(i),(iv)) | – |
| (0,0,0,0C) | ((0,0,E,1C),(vi),(iii)) | ((E,U,U,2C),(iv),(i)) | ((U,E,U,1C),(i),(i)) | ((U,U,E,2C),(i),(iv)) | ((E,E,0,2C),(iv),(ii)) |
| (0,0,0,1C) | – | – | – | – | – |

(continued)

| State | 202 | 022 | 222 | 000 |
|-----------------|-------------------------|-------------------------|-----------------------------|-------------------------|
| (E,0,0,1C) | ((E,0,E,2C),(ii),(iii)) | — | ((E,E,E,3C),(iv),(iv)) | ((0,0,0,1C),(ii),(vi)) |
| (0,E,0,1C) | — | ((0,E,E,2C),(iii),(iv)) | ((E,E,E,3C),(iv),(iv)) | ((0,0,0,1C),(iii),(ii)) |
| (0,0,E,1C) | ((E,0,E,2C),(ii),(iii)) | ((0,E,E,2C),(iii),(iv)) | ((E,E,E,3C),(iv),(iv)) | ((0,0,0,1C),(vi),(iii)) |
| (E,E,0,1C) | ((E,0,E,2C),(iv),(iv)) | ((0,E,E,2C),(iv),(iv)) | ((E,E,E,2C,c-ab),(iv),(iv)) | ((0,0,0,1C),(iv),(ii)) |
| (E,0,E,1C) | ((E,0,E,1C),(ii),(iii)) | ((0,E,E,2C),(iv),(iv)) | ((E,E,E,2C,b-ac),(iv),(iv)) | ((0,0,0,1C),(ii),(iii)) |
| (0,E,E,1C) | ((E,0,E,2C),(iv),(iv)) | ((0,E,E,1C),(iii),(iv)) | ((E,E,E,2C,a-bc),(iv),(iv)) | ((0,0,0,1C),(iii),(iv)) |
| (E,E,E,1C) | ((E,0,E,1C),(iv),(iv)) | ((0,E,E,1C),(iv),(iv)) | ((E,E,E,1C),(iv),(iv)) | ((0,0,0,1C),(iv),(iv)) |
| (U,U,0,1C) | ((E,0,E,2C),(i),(iv)) | ((0,E,E,2C),(i),(iv)) | ((E,E,E,2C,c-ab),(i),(iv)) | ((0,0,0,1C),(i),(ii)) |
| (U,0,U,1C) | ((E,0,E,1C),(i),(i)) | ((0,E,E,1C),(i),(i)) | ((E,E,E,1C),(i),(i)) | ((0,0,0,1C),(i),(i)) |
| (0,U,U,1C) | ((E,0,E,2C),(iv),(i)) | ((0,E,E,1C),(iii),(i)) | ((E,E,E,2C,a-bc),(iv),(i)) | ((0,0,0,1C),(iii),(i)) |
| (E,U,U,1C) | ((E,0,E,1C),(iv),(i)) | ((0,E,E,1C),(iv),(i)) | ((E,E,E,1C),(iv),(i)) | ((0,0,0,1C),(iv),(i)) |
| (U,E,U,1C) | ((E,0,E,1C),(i),(i)) | ((0,E,E,1C),(i),(i)) | ((E,E,E,1C),(i),(i)) | ((0,0,0,1C),(i),(i)) |
| (U,U,E,1C) | ((E,0,E,1C),(i),(iv)) | ((0,E,E,1C),(i),(iv)) | ((E,E,E,1C),(i),(iv)) | ((0,0,0,1C),(i),(iv)) |
| (E,E,0,2C) | — | — | ((E,E,E,3C),(iv),(iv)) | — |
| (E,0,E,2C) | ((E,0,E,2C),(ii),(iii)) | — | ((E,E,E,3C),(iv),(iv)) | — |
| (0,E,E,2C) | — | ((0,E,E,2C),(iii),(iv)) | ((E,E,E,3C),(iv),(iv)) | — |
| (E,E,E,2C,a-bc) | ((E,0,E,2C),(iv),(iv)) | — | ((E,E,E,2C,a-bc),(iv),(iv)) | — |
| (E,E,E,2C,b-ac) | — | ((0,E,E,2C),(iv),(iv)) | ((E,E,E,2C,b-ac),(iv),(iv)) | — |
| (E,E,E,2C,c-ab) | ((E,0,E,2C),(iv),(iv)) | ((0,E,E,2C),(iv),(iv)) | ((E,E,E,2C,c-ab),(iv),(iv)) | — |
| (E,U,U,2C) | ((E,0,E,2C),(iv),(i)) | — | ((E,E,E,2C,a-bc),(iv),(i)) | — |
| (U,E,U,2C) | ((E,0,E,1C),(i),(i)) | ((0,E,E,1C),(i),(i)) | ((E,E,E,1C),(i),(i)) | ((0,0,0,1C),(i),(i)) |
| (U,U,E,2C) | ((E,0,E,2C),(i),(iv)) | ((0,E,E,2C),(i),(iv)) | ((E,E,E,2C,c-ab),(i),(iv)) | — |
| (E,E,E,3C) | — | — | ((E,E,E,3C),(iv),(iv)) | — |
| (0,0,0,0C) | ((E,0,E,2C),(ii),(iii)) | ((0,E,E,2C),(iii),(iv)) | ((E,E,E,3C),(iv),(iv)) | ((0,0,0,0C),(vi),(vi)) |
| (0,0,0,1C) | — | — | — | — |