

# Secure Data Bridging in Industry 4.0: An OPC UA Aggregation Approach for Including Insecure Legacy Systems

Dalibor Sain\*, Thomas Rosenstatter\*, Olaf Saßnick\*, Christian Schäfer†, Stefan Huber\*

\* Josef Ressel Centre for Intelligent and Secure Industrial Automation

Salzburg University of Applied Sciences, Austria

{dalibor.sain, thomas.rosenstatter, olaf.sassnick, stefan.huber}@fh-salzburg.ac.at

† B&R Industrial Automation GmbH, Salzburg, Austria

christian.schaefer@br-automation.com

**Abstract**—The increased connectivity of industrial networks has led to a surge in cyberattacks, emphasizing the need for cybersecurity measures tailored to the specific requirements of industrial systems. Modern Industry 4.0 technologies, such as OPC UA, offer enhanced resilience against these threats. However, widespread adoption remains limited due to long installation times, proprietary technology, restricted flexibility, and formal process requirements (e.g. safety certifications). Consequently, many systems do not yet implement these technologies, or only partially. This leads to the challenge of dealing with so-called brownfield systems, which are often placed in isolated security zones to mitigate risks. However, the need for data exchange between secure and insecure zones persists.

This paper reviews existing solutions to address this challenge by analysing their approaches, advantages, and limitations. Building on these insights, we identify three key concepts, evaluate their suitability and compatibility, and ultimately introduce the SigmaServer, a novel TCP-level aggregation method. The developed proof-of-principle implementation is evaluated in an operational technology (OT) testbed, demonstrating its applicability and effectiveness in bridging secure and insecure zones.

**Index Terms**—Industry 4.0, OPC UA, Security, Aggregation Server, Brownfield, Retrofit

## I. INTRODUCTION

### A. Motivation

By applying the design principles of Industry 4.0, modern industrial plants are evolving into highly interconnected Operational Technology (OT) systems, often also linked to the worldwide Internet. While providing benefits such as higher efficiency and greater flexibility, the interconnectedness also increases the overall attack surface, resulting in higher cybersecurity risks [1], [2].

To address these risks, initiatives like the IEC 62443 [3] put focus on cybersecurity for OT, proposing the use of zones and conduits to strengthen the security of the industrial network. As such, a network is separated into multiple zones with different security requirements, following a defense-in-depth concept. Zones are connected by conduits, which are typically firewalls or one-way gateways (data diodes), restricting unauthorised traffic.

A remaining challenge however is the long operational lifespan of OT equipment. While IT components like desktop and server systems are typically used for 3-5 years, a production machine represents a far larger investment and is commonly used for 10-15 years and longer [4]. The hardware and software embedded in these machines cannot easily be kept up to date and therefore at some point in their lifespan no longer support up-to-date security standards (such as secure OPC UA communication). They become legacy devices, providing only reduced or no security measures. As such they pose a risk to the entire industrial network, significantly weakening the overall security. In addition, some protocols may still be popular in the industry, yet do not provide any or sufficient security measures.

In this paper, we use the term *legacy device* to refer to devices that are *not able to fulfill the security requirements* of modern industrial networks – including also insecure protocols such as Modbus.

To mitigate the insecurity of devices, they can be placed in fully isolated zones. The isolation prevents attacks but at the same time removes the benefits of connectivity, such as precise synchronization and process optimisation. Therefore, to a certain extent, insecure devices still must be able to communicate beyond their isolated zone, for instance, with Supervisory Control and Data Acquisition (SCADA) systems.

This can be realized with Middleware solutions, bridging the gap between isolated zones containing legacy devices and secure zones with systems supporting modern security features. Such solutions must not only be able to translate between different protocols, but also must represent legacy devices beyond their isolated zone with up-to-date security features. Especially the latter requirement is currently not well addressed by existing solutions, as the primary focus is a working, fast and reliable translation between protocols. Therefore, in the following work, our focus is on how to securely integrate legacy brownfield systems in modern secure industrial networks.

## B. Contribution

Our contribution towards securing industrial legacy systems via aggregation in modern production environments is threefold:

- We provide a structured review of published middleware aggregation solutions and analyse them with regard to their security capabilities.
- As none of the published solutions are found to focus on security, we define a common threat model and introduce three general architectural concepts for embedding insecure legacy systems in a modern, secure industrial network aligned with the Purdue model [5].
- We implement the most practical of these concepts as a proof-of-principle, named SigmaServer, and evaluate its performance characteristics, such as latency and system load, demonstrating that retrofitting can be achieved with acceptable technical effort and low system overhead.

The evaluation shows that our proposed SigmaServer achieves an end-to-end latency below 2.6 ms, while its internal processing delay remains in the low microsecond range with an average of 21.15  $\mu$ s. SigmaServer requires significantly less RAM usage (6–19 MiB) compared with the Open Platform Communications (OPC) Foundation Console Aggregation Server<sup>1</sup> (105–115 MiB). Although CPU usage is slightly higher, it remains in the low single-digit range with 0.75–3.16%. For reproducibility and further research, our implementation is also made publicly available on GitHub<sup>2</sup>.

## C. Organisation of the Paper

The rest of the paper is organised as follows. Section II provides background information on industrial networks and zones, and an overview of OPC UA. Furthermore, this section introduces the reference architecture which is followed throughout this paper. Section III presents the methodology, which is based on two research questions. Section IV reviews the state of the art and analyses existing solutions with regard to their security capabilities. Section V introduces the threat model and three architectural concepts which are evaluated based on their suitability and compatibility with industrial networks. The design of the proposed solution, SigmaServer, is further detailed in Section VI. Section VII and VIII describe the setup of the evaluation experiments and the results respectively. Finally, Section IX concludes the paper and provides an outlook on future work.

## II. BACKGROUND

### A. Industrial Networks

Industrial networks form the technological backbone of modern automation environments. They enable the interaction between sensors, actuators, controllers, and supervisory systems.

At the core of these networks are Programmable Logic Controllers (PLCs), which are located on the field level and execute deterministic control tasks within strict timing constraints. Such real-time operation ensures that industrial processes, which range from manufacturing lines to energy grids, function deterministically and reliably [6].

In contrast to conventional Information Technology (IT) infrastructure, PLCs often rely on specialised industrial communication technologies beyond TCP/IP over Ethernet. They often additionally use fieldbuses or industrial Ethernet-based technology (e.g., POWERLINK, PROFINET, EtherCAT) that better satisfy real-time and reliability requirements essential to process control.

One of these protocols is Modbus which is both open and widely adopted in the industrial domain [7]. This widespread adoption can be attributed to its inherent simplicity allowing interoperability among devices. Originally, Modbus was developed for serial communication through Modbus RTU and Modbus ASCII. The Modbus protocol has since evolved to include Ethernet-based communication via Modbus TCP as part of IEC 61158 [8], thereby accommodating a broad spectrum of industrial applications and use cases. Given that the Modbus variant including security features based on TLS, known as Modbus/TCP Security, was not introduced until 2018, its adoption remains limited, which is understandable considering the extended operational lifetimes typical of industrial control systems. Moreover, Modbus/TCP Security is only defined by the Modbus Organisation – it is not part of IEC 61158.

Above the level of device control (PLCs, actuators and sensors), SCADA systems offer visualisation, data logging, and high-level management of processes distributed across multiple sites. SCADA systems integrate with PLCs, Remote Terminal Units (RTUs), and Human-Machine Interfaces (HMIs) to provide operators with a comprehensive view of system performance and state. Together, these components create a hierarchical architecture where local, time-critical control functions operate in an environment alongside with centralised monitoring and decision-making [6].

### B. Industry 4.0 and OPC UA

The term *Industry 4.0*, the fourth industrial revolution, is characterised by the convergence of physical, industrial systems with traditional IT systems. The goal is to create production systems, which are capable of self-optimisation and autonomous decision-making [9].

For that purpose, flexibility, adaptability, transparency and interoperability across heterogeneous systems must be met [10]. Schleipen et al. [10] mentions, that such a compliant system must therefore be able to communicate via open, standardised IT networks, be self-describing and protective about its own information, and also be able to configure and optimise themselves. With the so-called RAMI 4.0 model [11], a reference architecture for Industry 4.0 systems was developed, which specifies the needed semantic technologies.

<sup>1</sup><https://github.com/OPCFoundation/UA-.NETStandard-Samples/tree/master/Workshop/Aggregation/ConsoleAggregationServer/>

<sup>2</sup><https://github.com/JRC-ISIA/opc-ua-sigma-server/>

Furthermore, a strategy paper by the German Federal Government [12], identifies Open Platform Communications Unified Architecture (OPC UA) as a foundational technology for Industry 4.0. This is also strengthened in a report discussing the criteria for Industry 4.0 by ZVEI [13]. OPC UA supports security features such as access control, and provides platform independence through its information model and decoupling from the database model making it a well-suited solution for industrial communication [10].

**OPC UA**, the successor of the OPC standard, has become a widely adopted standard for industrial communication. It is standardised in IEC 62541 and maintained by the OPC Foundation. The platform-independent, secure-by-design and service-oriented architecture, enables communication for industrial systems [14], either in a client-server fashion, or using a publish-subscriber model.

OPC UA defines not only a communication protocol but also introduces information models to structure variables, methods, and events [15]. The information model consists of nodes (objects, variables, methods, events, etc.) and references between them, organised within the address space of an OPC UA server. OPC UA servers at configured endpoints allow the information model's variables to be read or written and its methods to be invoked. Each OPC UA node can be addressed using its Uniform Resource Identifier (URI) and a unique identifier [14].

Concerning its security, the specification defines a set of security features, which help postulate a secure-by-design architecture. These features include secure session management, transport security, user authentication and access control.

**OPC UA aggregating servers** connect multiple OPC UA servers and provide a single, centralised, aggregated address space as. Großmann et al. [16] propose a reference architecture for such a server, which contains components for providing the aggregated address space, fetching underlying data, discovery and security management for access control.

Figure 1 presents various deployment scenarios of an OPC UA aggregating server. It illustrates an industrial network architecture inspired by the Purdue model [5] and the recommendations in IEC 62443 [3]. This network is separated into three zones, which are connected through firewalls: (i) the shop floor represents the field level (see Section II-A) containing the PLCs, (ii) the operational level contains monitoring and high-level control of the process via a SCADA system and an HMI for user interaction, and (iii) the highest level, the enterprise zone, contains enterprise systems like financing and corporate management. In Figure 1, three possible deployment scenarios are highlighted, with the aggregating server located either on the shop floor or at one of the higher levels, depending on the specific use case.

The primary advantage of deploying aggregating servers in each of the three scenarios is that they serve as a centralised platform for external networks, providing access to information collected from internal OPC UA nodes. This advantage becomes clear when considering a scenario where many clients access multiple, often the same, servers: managing multiple

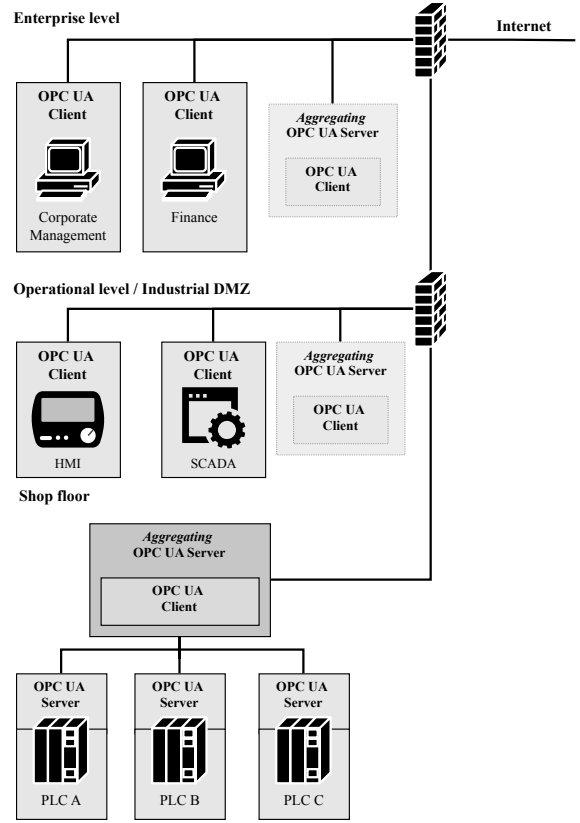


Figure 1: Deployment scenarios of an OPC UA aggregating server providing a single, aggregated address space [16], [17].

connections and users with varying privileges, each requiring the enforcement of individual security rules, demands significant resources [16].

By using an aggregating server, the number of connections and users is also reduced to one per client, which also simplifies security management. Maintaining only a single connection is an additional advantage for resource-constrained devices with real-time tasks, such as PLCs, which may only be capable of handling a limited number of simultaneous connections.

### C. Reference Architecture of an Industrial System

This section presents a reference architecture to analyse and demonstrate a security-hardened aggregation service that connects legacy devices to an OT network.

The reference architecture shown in Figure 2 is based on the Josef Ressel Centre (JRC) for Intelligent and Secure Industrial Automation (ISIA) testbed, a testbed for industrial research in which all OT devices use the OPC UA protocol. The testbed is structured in accordance with the state of the art, following the IEC 62443 [3] and the Purdue reference architecture [5]. It consists of four security zones that are each connected through a single conduit via firewalls: the *enterprise* zone, the *industrial DMZ*, the *shop floor* zone, and the *legacy* zone.

The process reflected in this testbed is the production of plastic parts with Injection Moulding Machines (IMMs). The

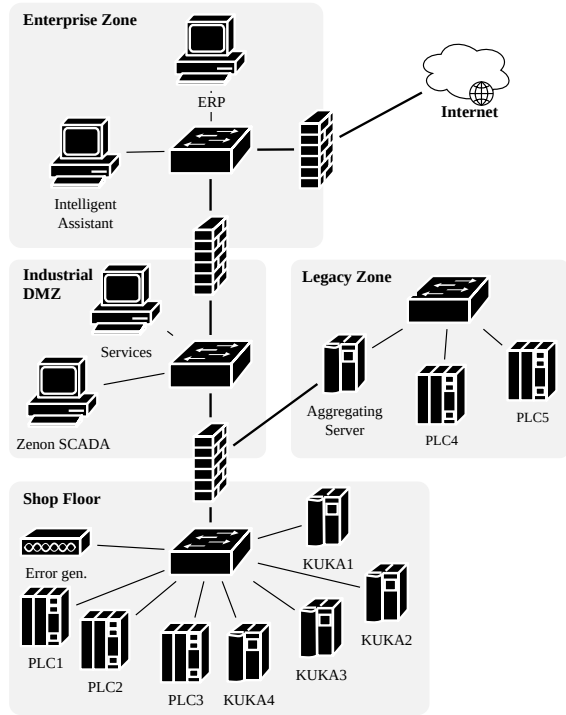


Figure 2: Network setup of the JRC ISIA testbed showing the segmentation into four zones: enterprise zone, industrial Demilitarised Zone (DMZ), legacy zone, and shop floor.

three IMMs are each controlled by one PLC (*PLC1-3*) on the shop floor and a SCADA HMI in the operational zone.

All OT devices communicate via the OPC UA protocol. While the industrial computers (*KUKA1-4*) each control a robot arm to move finished parts from the IMMs and place them on a conveyor belt; a fourth robot arm then puts them on pallets at the line's end. Although the IMMs and robot arms are simulated, the control logic executes identically to a real-world deployment. The *enterprise* zone comprises a resource-planning tool and an intelligent assistant (part of separate research on intelligent automation), whereas the *legacy* zone, the focus of this research, connects via a firewall and hosts the proposed SigmaServer server, one PLC (*PLC4*), and a Raspberry Pi emulating an insecure Modbus temperature controller (*PLC5*).

Taken together, the chosen testbed models a modern industrial manufacturing process using state-of-the-art protocols (OPC UA) to advance research in cybersecurity and AI-driven automation and anomaly detection.

### III. METHODOLOGY

The methodological approach used to investigate the secure integration of legacy systems is guided by two research questions:

**RQ.1** *What security and architectural solutions exist for integrating legacy systems into OPC UA-based industrial automation networks?*

**RQ.2** *Which integration approaches offer the best balance of security and operational feasibility for legacy system inclusion in industrial networks that follow the Purdue model? And how can such an approach be realised?*

To address **RQ.1**, a structured literature review is conducted with the goal of identifying the state of the art regarding published middleware aggregation solutions. The review aims to provide a broad picture of current approaches for aggregating or retrofitting actuators, sensors, and PLCs. To achieve this, the following search terms are used: *opc ua*, *security*, *aggregation*, *aggregating*, *server*, *brownfield*, *retrofit*. The search is conducted via Google Scholar to minimise potential bias in favour of any single publisher [18]. Consequently, the identified publications are classified according to characteristics relevant to security and architecture, as detailed in Section IV.

With the state of the art established, **RQ.2** puts focus on underlying architectural concepts for integrating legacy systems into modern industrial networks. Based on a derived threat model, different architectural concepts for integrating insecure legacy systems into a secure, Purdue-compliant network are assessed for security and usability likewise.

Following the identification of the most suitable concept, a proof-of-principle is to be realised in an industrial testbed. The proof-of-principle is then to be evaluated using metrics such as latency and system load, to provide insight into the trade-offs between security and operational overhead.

### IV. STATE OF THE ART SOLUTIONS

The two topics of OPC UA aggregating servers and retrofitting brownfield systems have already been discussed in depth in the past (see Section IV-A and IV-B), however, when combining both areas, no research publication could be found, which evaluates aggregating servers as a retrofitting solution.

Table I provides a summary of the state of the art as found by the literature review in January 2026. The evaluated characteristics indicate whether a solution focused ●, considered ○, or did not address ○ the topic. Furthermore, for works that identified security, yet did not focus or consider it, ◐ is used.

To clarify the security perspective of the existing work, the analysis is divided into two subsections. Section IV-A examines how security is treated in existing OPC UA aggregating server solutions. Section IV-B reviews security aspects across all identified retrofitting approaches for brownfield systems, where insecure protocols and outdated systems introduce different challenges.

#### A. Security in OPC UA Aggregating Server Solutions

We identified 15 publications and 1 commercial solution for comparison which focus on aggregating services for OPC UA, which are listed in Table I.

Großmann et al. [16] present the basic concept of an OPC UA aggregating server and propose a reference architecture for such a server. They developed two information model extensions (for the aggregation- and the aggregated server) and implemented a prototype. Besides a *security manager* for access control, no further security aspects are discussed.

Table I: Literature overview on state of the art publications (until January 2026) on aggregating servers and brownfield/retrofitting systems ordered by publication year.

Ref.	Year	Authors	Arch.	IM	Sec.	T. crit.	Code	Eval.	Leg.	Bf.	Comment
<i>Aggregating Servers</i>											
[19]	2014	Fernbach et al.	○	●	○	○	○	●	○	○	Presents a comprehensive approach to connect buildings and industrial automation systems using a cross-domain information models.
[16]	2014	Großmann et al.	●	●	◐	○	○	●	○	○	Present a proof of concept implementation and highlight that aggregating servers bring benefits for security.
[20]	2016	Seilonen et al.	●	●	○	○	○	●	○	○	Focuses on the transformation of the information model.
[21]	2017	Banerjee and Großmann	●	●	○	●	○	○	○	○	Uses the prototype of [16] and focuses on unifying data from underlying, heterogeneous services.
[22]	2017	Graube et al.	○	●	◐	●	○	○	◐	◐	Focuses on the challenges of mirroring several OPC UA servers by using co-simulation.
[23]	2018	Wang et al.	●	●	○	○	○	●	○	○	Focuses on the cache management.
[24]	2018	Würger et al.	○	●	○	○	○	○	○	○	Uses AutomationML to model the hierarchical structure and the subsequent mapping to an address space for energy data integration.
[25]	2019	Breunig and Schneider	●	●	◐	○	○*	●	○	○	Focuses on multi protocol functions.
[15]	2019	Crespí et al.	●	●	○	●	○	○	○	○	Security is only mentioned in future work.
[26]	2019	Peña et al.	○	○	○	●	○	●	●	●	Presents a OPC UA/Modbus gateway solution.
[27]	2020	Li et al.	●	●	○	●	○	●	●	○	Focuses on an architecture over TSN.
[28]	2020	Mathias et al.	◐	●	○	○	○	○	○	○	Focuses on aggregation dynamics of OPC UA for connecting and accessing multiple database servers.
[29]	2021	Weskamp and Tikekar	●	●	○	●	○	●	○	○	Uses the architecture from [16].
[30]	2022	Pu et al.	●	◐	○	●	○	●	○	○	Presents a detailed description of the architecture.
[31]	2025	Unified Automation	●	●	●	◐	○	○	●	●	Commercial solution of an OPC UA gateway for devices using legacy OPC protocols.
[32]	2026	Knobloch et al.	●	●	◐	◐	○	●	○	○	Presents hash-based type aggregation and reference injection for instance aggregation.
<i>Brownfield and Retrofitting</i>											
[33]	2020	Etz et al.	●	●	◐	●	○	○	●	●	Focuses on implementing an OPC UA gateway to bridge telnet with a legacy device using 'python-opcua'.
[34]	2021	Rupprecht et al.	●	○	◐	○	○	○	●	○	Evaluates retrofitting legacy PLCs into Industry 4.0 with a hardware gateway.
[35]	2022	Majumder et al.	●	●	○	○	○	●	●	●	Uses PLC4X middleware to integrate legacy systems into Industry 4.0.
[36]	2022	Tran et al.	●	○	●	○	○	●	●	●	Reviews retrofitting brownfield systems, highlighting security challenges, threats and solutions.
[37]	2024	R et al.	●	◐	●	●	○	●	●	●	Presents a three layer architecture for integrating legacy systems with OPC UA.
[38]	2025	Holmes et al.	●	●	◐	○	○	○	●	○	Describes a digital retrofitting framework using OPC UA and a layered RAMI 4.0 architecture.

**Arch.:** Architecture; **IM:** Information Model; **Sec.:** Security; **T.crit.:** Time Criticality; **Code:** Published Code; **Eval.:** Evaluation; **Leg.:** Legacy devices; **Bf.:** Brownfield devices; \*the git project does not exist anymore.

Banerjee and Großmann [21] make use of the same prototype as in [16] and use it as aggregation layer to unify data from underlying, heterogeneous services with different information models. Security is not discussed in this publication.

Crespí et al. [15] use an aggregation server as a bridge between cloud services and the shop floor level (edge devices) and provide a single, homogeneous information model. They go into more detail regarding how the aggregated address space is constructed. For future work, they mention the implementation of security mechanisms.

In a research paper of Weskamp and Tikekar [29] from 2021 an Industry 4.0 compliant OPC UA aggregating server is presented. They use the same architecture as in [16] as base and map the underlying information models to the metamodel of the Industry 4.0 Asset Administration Shell (I4AAS) companion specification. Security is not discussed in this publication. Version 1.0 of the OPC UA specification for compliance with I4AAS is defined in OPC 30270 [39] and was published the same year (2021).

Peña et al. presents a Modbus to OPC UA gateway solution implemented on a Raspberry Pi. The proposed gateway enables communication between legacy Modbus based devices and modern OPC UA clients but differs from our work by focusing on protocol translation rather than on securely bridging isolated network zones.

Other research, such as [30], [20], [23], [22] or [27] make also use of aggregating servers, but do not discuss security aspects any further.

The GitHub project of the OPC Foundation [40] provides open-source code for sample OPC UA applications according to the standard. It also includes samples for an OPC UA aggregating server. A commercial solution, the UaGateway, is offered by Unified Automation [31], which provides secure communication between devices using the legacy OPC protocol and those using OPC UA. Both approaches differ from our proposed aggregating server solution presented in C.3 Section V-D as we also consider other legacy protocols that are neither OPC or OPC UA. Furthermore, our proposed SigmaServer provides its own secure OPC UA server per device.

### B. Security in Retrofitting Solutions

Six relevant publications on retrofitting of brownfield systems with OPC UA were identified in the review.

Rupprecht et al. [34] evaluate multiple retrofitting concepts to integrate legacy PLCs in a modern, Industry 4.0 compliant environment and provide their data to higher-level systems. One of the approaches places an additional hardware gateway at field level, which connects to the PLC via its proprietary protocol and to the intranet via OPC UA. Security is not discussed in this publication.

In [33], the authors implement a similar solution: an OPC UA gateway which bridges a telnet connection of a legacy device to an OPC UA domain. The implementation is done using the information model from the manufacturer and the library “python-opcua”. Security is not discussed in this publication.

In [35], *PLC4X* is used as a middleware to integrate legacy systems with different proprietary protocols into an Industry 4.0 environment using modern, standardised protocols such

as OPC UA, Message Queuing Telemetry Transport (MQTT), Hypertext Transfer Protocol Secure (HTTPS), etc. However, they conclude, that this tool is unable to handle the different data semantics and data heterogeneity of underlying devices and is therefore not suitable as standalone tool.

In [36], a review on previous work regarding retrofitting brownfield systems is presented. The authors include typical challenges, with one of them being security. They mention problems with legacy machines, limited security functions and security threats and their possible solutions. They also note, that there are only few studies, which include security aspects. Considering that the use of legacy systems is still very common, they mention that security is an increasingly important factor for the future.

In contrast to other solutions, the authors of [41] make use of a modified MACsec protocol to secure communication on layer 2. This has the advantage that industrial protocols based on Ethernet can be secured on the ISO/OSI layer 2. However, using an Ethernet based security mechanism does not address the problem of the continued use of legacy protocols within the industrial network. Moreover, it requires the non standardised use of the MACsec Ethernet frame.

Busboom [42] present a review on works that generate OPC UA information models in an automated fashion. The publication includes information in aggregating multiple OPC UA information models, namespace indices, merging types, etc.

In [37], a three layered architecture is used for integrating various legacy devices into Industry 4.0. This publication focuses on the security aspect, but differs to the solution presented in this work.

Peña et al. [26] demonstrated an OPC UA/Modbus gateway for energy recovery systems but did not address the secure integration of other proprietary protocols. In [38] proposed a general digital retrofitting framework following a layered RAMI 4.0 architecture, using OPC UA as the standard for modular and distributed communication across heterogeneous legacy machines.

Knobloch et al. [32] propose a hash-based method for type aggregation and an instance aggregation approach using reference injection. While they validate this mapping database design on a robotic assembly station, their focus remains on vertical integration within secure networks.

In summary, of the 22 publications reviewed, only three focus specifically on security, one considers it to some extent, and six identify a need for further security measures in the future. The characteristic *Code* (see Table I), highlights that none of the identified publication provide their implementation as open-source, thus limiting the reproducibility.

Furthermore, we can summarise our findings as follows:

- OPC UA aggregating servers provide an effective solution for integrating multiple underlying OPC UA servers into a unified, aggregated address space.
- Retrofitting brownfield systems with OPC UA gateways is a common approach for bridging the gap between legacy

systems and modern, Industry 4.0-compliant infrastructures.

- Security in retrofitting brownfield systems is often a secondary concern and receives only limited attention.
- None of the proposed works have published a proof-of-principle, hindering the research community's ability to evaluate these solutions or build upon them effectively.

## V. CONCEPTS FOR INTEGRATING LEGACY SYSTEMS

In general, aggregating servers are designed to provide a centralised node for managing access from external clients [43]. Legacy device integration typically lies outside the regular scope of aggregating servers and is usually realised via gateways connecting to the shop floor, e.g., [33]. To analyse the different concepts for OPC UA-based aggregation in industrial networks, we first discuss the threat model that is considered (Section V-A). Afterwards we discuss the identified concepts (C.1-3) for aggregation in Sections V-B to V-D.

### A. Threat Model

Attacks are becoming increasingly sophisticated, as evidenced by the rising number of incidents in the OT domain [44], [45]. Thus, we assume a skilled adversary at three different stages. In the first stage, the attacker attempts to penetrate the network remotely via the internet. Next, the attacker gains a foothold in the industrial DMZ, and finally, the attacker compromises one of the legacy systems. Figure 3 illustrates an industrial automation network inspired by Purdue model and the location of the attacker, which is highlighted with (1) - (3). The black box between the industrial DMZ and the legacy zone is a placeholder for the identified three concepts for aggregation (Sections V-B to V-D).

**Attacker Level 1.** The attacker is positioned outside the organisation and can perform Denial of Service (DoS) or privilege escalation attacks. Regarding the latter, an example may be that the attacker manages to exploit a vulnerability in an application, which allows them to get further access into the system (attack level 2).

**Attacker Level 2.** The attacker has gained access to a system located in the industrial DMZ, allowing them to execute DoS and privilege escalation attacks against the legacy zone. This scenario can be divided into two cases: (i) the attacker obtains physical access to the network through social engineering (e.g., by posing as an engineer or service staff) and compromises a device, or (ii) the attacker exploits a firewall vulnerability to gain network access. In both cases, the attacker can not only perform DoS and privilege escalation attacks, as in attacker level 1, but also conduct Spoofing, Tampering, Repudiation, and Information Disclosure attacks against the legacy zone

**Attacker Level 3.** Through social engineering or other actions (as demonstrated with Stuxnet [46]), the attacker manages to access the legacy zone, hence they are able to perform attacks associated to all six STRIDE threats.

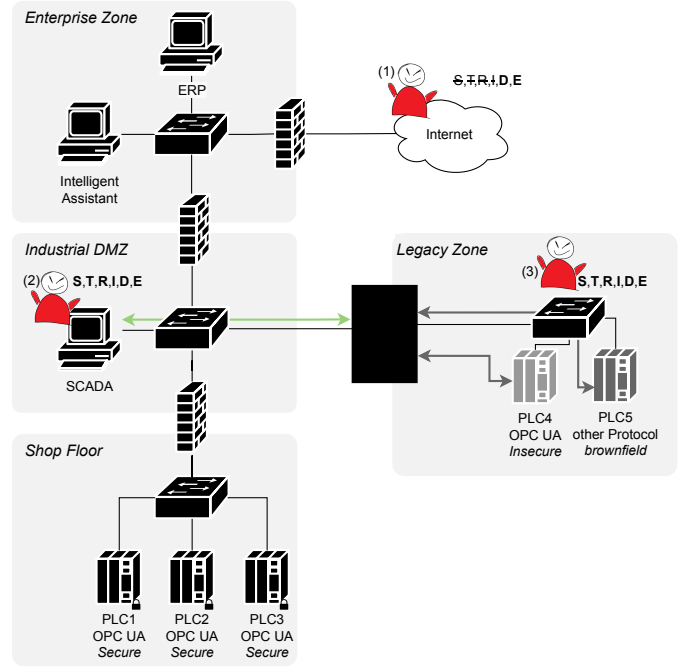


Figure 3: Threat model illustrating three different attacker levels while considering basic security controls enabled.

### B. Conduit to a legacy zone (C.1)

In the context of integrating a legacy zone into an industrial network, one common approach is to use conduits, such as firewalls, to manage and secure access to and from the legacy devices.

By employing a firewall as a conduit, all data exchanged between the legacy zone and other network segments can be monitored, filtered, and restricted based on predefined security policies. This configuration minimises the risk of unauthorised access or malware propagation from the legacy devices to the broader network. The firewall can enforce rules such as allowing only specific protocols, limiting communication to essential systems, or implementing intrusion detection and prevention mechanisms.

However, this approach has some significant disadvantages. Clients from the “secure” zones, the industrial network, may still need to communicate using outdated and insecure protocols that are compatible with the legacy devices, exposing them to potential risks. Furthermore, deep packet inspection (DPI) would be required to enhance security by thoroughly analysing the data traffic for malicious content, requiring more resources.

### C. Application-Level Aggregating Server (C.2)

The second concept for connecting a legacy zone to an industrial network involves the aggregation on application level, which is commonly implemented using gateways/proxies or specialised solutions like OPC UA aggregating servers. These aggregating servers are specifically designed for scenarios

where external entities need to access, both read and write, OPC UA nodes within the industrial automation network.

This approach not only simplifies management and monitoring but also enhances interoperability by presenting data in a standardised format, reducing the need for direct interaction with insecure legacy protocols. However, the effectiveness of this scenario depends on the capabilities of the aggregation logic and the completeness of the device-specific data mapping. Moreover, aggregating servers were neither designed to be (i) used for handling access to legacy systems within the network, and (ii) used as a security solution.

A challenge of this approach is *namespace pollution*, as the namespace is no longer unique to individual devices. Instead, it becomes a shared space, which can lead to conflicts, ambiguities, or difficulty in managing and distinguishing data from different devices.

Graube et al. [22] further detailed some disadvantages. One notable issue mentioned is that industrial automation software is typically designed with a *static, fixed namespace*, which relies on constant node IDs for access. The *persistence* of these node IDs can pose a challenge as well, as changes to the merged information model may affect the order of nodes represented by the aggregating server during runtime.

Another challenge which needs to be taken into account is that an application-level aggregating server may introduce *timing issues*. Particularly in cases when PLCs are required to communicate with each other in real-time, potentially affecting the overall performance and responsiveness of the industrial system, which often relies on precise and synchronised operations.

#### D. TCP-Level Aggregating Server (C.3)

Individual namespaces for each device within the legacy zone can be maintained by distributing them at the transport layer (TCP) rather than at the application layer, as is done by OPC UA aggregating servers (C.2). This solution requires multiple OPC UA servers running on the aggregating server, allowing devices to be distinguished through their respective TCP ports.

Timing constraints still need to be accounted for, as this solution does not eliminate all the previously mentioned disadvantages of C.2. However, it effectively addresses issues such as *namespace pollution* and the reliance of industrial automation software on a *static, fixed namespace*.

Challenges arise from the dynamic deployment of multiple OPC UA servers. One such challenge is the need to map the TCP ports to devices in the legacy zone using static mappings. These static mappings are necessary to avoid re-configuring PLCs whenever changes occur within the legacy zone. Once the ports are configured, however, the PLCs do not require further adjustments.

Another challenge stems from the use of separate TCP ports for each legacy device. Specifically, integrating new PLCs – particularly a large number of them – may be more time-consuming and requires also more adjustments to the firewall compared to the approach described in C.2.

As for any other concept presented for our use case, a TCP-level aggregating server must reflect the current status of the legacy devices requiring it to communicate via the legacy protocol. The monitoring of the operational state of these devices is necessary, due to the otherwise high time delay for accessing the OPC UA server representing the legacy device.

#### E. Additional Security Measures

Regardless of the discussed concepts OPC UA must follow state-of-the-art security measures when used in production. Moreover, the legacy zone, as an insecure network, must be additionally protected. Network filters and deep packet inspection may be required, especially when considering attacker level 3 in the threat model (see Section V-A).

Additional measures to secure the vulnerable legacy zone include the deployment of honeypots. For instance, a network filter facing the secure zone can redirect suspicious traffic to a sandboxed honeypot [47]. The advantage of deploying a honeypot is that it allows one to immediately detect, record and learn from the attacker's behaviour.

### VI. SIGMA SERVER

The architecture of SigmaServer builds upon the TCP-level aggregating server design (C.3) presented in Section V-D, as it mitigates *namespace pollution* and minimises modifications to existing industrial software relying on a fixed namespace [22].

#### A. Architecture

The SigmaServer demonstrates a proof-of-principle implementation and is implemented with the open62541<sup>3</sup> (v.1.4.8) library. Its modular design is based on three main components: multiple insecure clients (*InsecClients*), a central thread-safe data store, and multiple secure servers (*SecServers*). The overall architecture is shown in Figure 4.

Each InsecClient is responsible for a single legacy device, such as a PLC or another system that relies on insecure or outdated communication protocols. The InsecClients operate in separate threads and establish connections to the assigned legacy endpoints. They retrieve both structural information and real-time data values, which are stored in the central thread-safe data store. The current version of SigmaServer supports OPC UA and Modbus/TCP protocols. However, the architecture allows the integration of additional insecure communication protocols, such as CAN or PROFINET, by adding further InsecClient variants in the publicly available open-source codebase.

The shared storage functions as the central data buffer of the system, maintaining two synchronised thread-safe maps: one for the static node structure and another for current data values. This design enables strict separation between the insecure and secure zones. All structures and data are mirrored to JSON files under *config/<alias>/namespace<N>.json* allowing independent inspection of the running system.

<sup>3</sup><https://github.com/open62541/open62541/>



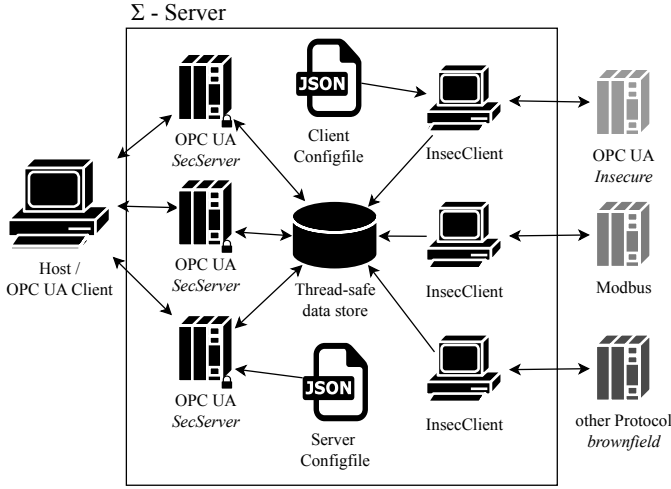


Figure 4: Architecture of the proposed SigmaServer illustrating the separation of insecure client interfaces and multiple secure OPC UA endpoints.

The SecServers host a secure OPC UA server instance per legacy device. Each SecServer runs on a dedicated TCP port (e.g., 4841) and provides a unique OPC UA endpoint to represent a single device from the insecure network. This approach guarantees full namespace separation, thereby eliminating the problem of namespace pollution and ensuring a clear one to one mapping between legacy devices and their secure OPC UA representations. Thus, hosts in the secure zone can access legacy devices by reconfiguring only the TCP port used for communication. Communication between clients in the secure zone and the SigmaServer is encrypted and authenticated using OPC UA SecurityPolicy *Basic256Sha256*, supporting both certificate-based and username/password authentication.

At system startup, the SigmaServer loads two configuration files: the client configuration defines all insecure endpoints, node IDs, and Modbus registers to be queried. The server configuration specifies which secure servers to start, along with their corresponding aliases and TCP ports. After initialisation, each InsecClient retrieves the node structures from its source device and files the shared storage with values. The SecServers then register these structures into their local OPC UA address space and starts providing real-time values to the host systems such as SCADA.

Figure 5, shows the positioning of the TCP-level aggregating server, acting as a bridge between secure and insecure network zones. Both network zones are connected to a network interface of the SigmaServer.

### B. Operation Principle

When the SigmaServer starts, the main process loads the configuration files and creates a separate thread for each client and server defined in the setup. Each InsecClient thread connects to its assigned device. For OPC UA devices, the client first reads the NamespaceArray (standard node  $i=2255$ ) to map each namespace index to its URI. This information

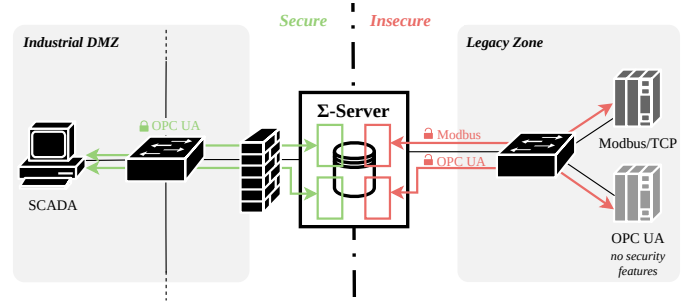


Figure 5: Utilisation of SigmaServer as a bridge between the secure zone and the insecure legacy zone.

is stored in memory as  $\langle \text{Alias} \rangle : \langle \text{NsIndex} \rangle \rightarrow \langle \text{URI} \rangle$  and later used by the secure servers to reconstruct the original namespace table. The client subsequently reads the configured node attributes such as *DisplayName*, *Description*, *DataType* and *BrowseName*. These attributes are queried using the open62541 read service and saved together with the nodes' numeric identifiers (*NamespaceIndex*, *NodeId*). The complete browse path is constructed by recursively traversing parent-child relationships up to the root folder. Each path is prefixed with the device alias (for example *Objects/PLC21/...*) so that every device has its own subtree in the global structure.

This structure is stored in a thread-safe map and also written to JSON files under *config/<Alias>/Namespace<N>.json*. These files contain a minimal list of all node identifiers for the given namespace and allow dynamical adjustments to the currently needed nodes. Once the reading the structure is finished, the client switches into a cyclic read loop. It continuously reads the values of all configured nodes or, in the case of Modbus devices, the defined registers. The values are normalised into basic OPC UA types: Boolean, Int16/32/64, Float, Double, String, or DateTime. For timestamps, the current system time is stored as an OPC UA DateTime value or as Unix time, depending on the source. Modbus registers are converted according to the configuration, for example scaling a raw integer by 0.1 to represent a temperature value. The resulting data is written atomically to the global value map, replacing the previous entry. Each entry is identified by a deterministic key of the form  $\langle \text{Alias} \rangle : \langle \text{NamespaceIndex} \rangle : \langle \text{NodeId} \rangle$ .

The shared storage acts as the only communication interface between insecure clients and secure servers. It is implemented as a thread-safe key-value map protected by internal mutexes. This ensures consistent access even when multiple threads write simultaneously. Clients only write new values, while the secure servers only read them. No direct network communication exists between these two domains, which ensures full isolation between the insecure and secure network zones. The current implementation focuses exclusively on read operations from legacy devices to secure clients.

On the secure side, each SecServer thread starts once the structure data is available in memory. During its initialisation, it reads all stored namespaces for its assigned alias and adds them to its own OPC UA server configuration. Each variable

node is created with the same numeric NodeId(ns, id) that was read from the original device. Folder hierarchies are recreated from the stored browse paths. A read callback is registered for every variable. When a secure OPC UA client requests a value, the callback retrieves the corresponding JSON object from the shared data map, converts the stored value to the correct data type based on the saved DataTypeId, and returns it as a UA\_Variant. This conversion supports all common scalar types and ensures that data are presented exactly as they were read from the original device. The server's namespace table is rebuilt from the stored URIs, and the OPC Foundation standard namespace (<http://opcfoundation.org/UA/>) is not mirrored to avoid collisions.

Each client and server operates in its own thread and is designed with a stoppable control mechanism that enables proper shutdown. In the case of a connection loss or device failure, the affected client continuously attempts to re-establish communication with its assigned endpoint. The reconnection mechanism is handled within the regular polling loop and does not require manual actions.

In addition to the conventional client-server mode, the implementation also supports a publish-subscribe mode. In this configuration, the secure OPC UA servers act as publishers, periodically transmitting aggregated data to one or more subscribers within the secure zone. The operational mode can be switched between the two modes directly through the server configuration file *server\_configuration.json*.

The implemented SigmaServer is fully platform independent, which is achieved through containerisation using Docker. This approach allows the entire architecture to be deployed on both Windows and Linux hosts without any code modifications.

## VII. EXPERIMENTAL SETUP

### A. Test Environment

To evaluate the operational behaviour and performance of the SigmaServer, the legacy zone implemented in the testbed of the JRC ISIA (see Section II-C) was utilised. The setup reflects a realistic replicable industrial environment, allowing data flow, latency and potential attack vectors to be evaluated under controlled conditions. The focus of the experiment lies on the connection between the secure network zone and the legacy zone which is connected through the SigmaServer. The physical setup is illustrated in Figure 6.

The SigmaServer is deployed on a Sigmatek IPC 511 running Windows 10 IoT Enterprise. This IPC is equipped with an Intel Celeron G1820 CPU, 8 GB RAM and two Ethernet interfaces. The interfaces are configured to provide the connection to the secure and legacy networks respectively. This hardware was selected to reflect a typical industrial production environment.

In the legacy zone, two legacy device types are used. One being a B&R X20CP1686X PLC acting as the injection-molding machine. For this experiment, this PLC is configured with an insecure OPC UA interface and access to multiple nodes. The PLC is polled by an InsecClient which first

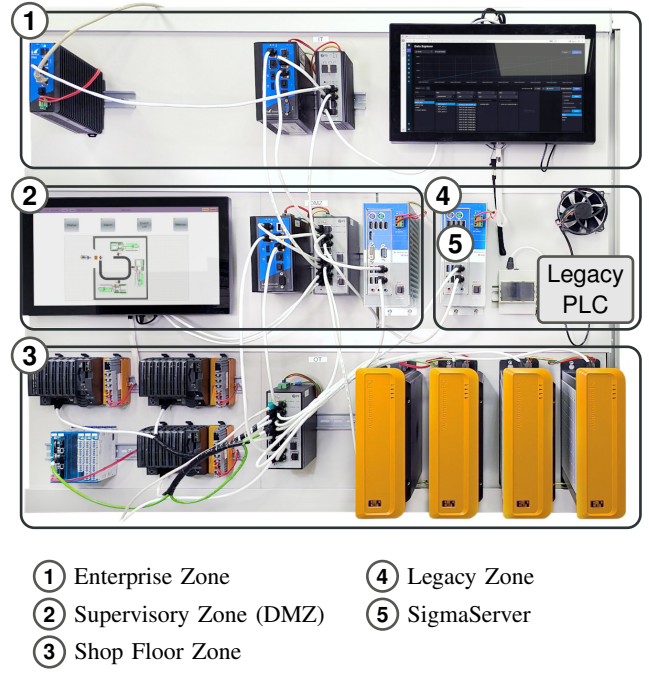


Figure 6: The testbed setup for the deployment is segmented into four zones, with the insecure legacy zone being integrated into the DMZ through the proposed SigmaServer.

retrieves the namespace array and node attributes, then periodically reads configured values. The other legacy device is a Raspberry Pi 4 acting as a Modbus/TCP server representing a cooling system. The Modbus server is implemented using the pymodbus library<sup>4</sup> and provides two holding register containing: the temperature in degree Celsius (°C) from a DS18B20 sensor, and fan speed in revolutions per minute (RPM). The SigmaServer's Modbus InsecClient polls these registers at a configurable interval and writes normalised values into the central thread-safe data store.

On the secure side, two SecServer instances mirror the collected data and present it via secure OPC UA endpoints (TCP ports 4841 and 4842). A host system, in this experiment UaExpert, connects to these endpoints using the security policy *Basic256Sha256* with certificate-based authentication enabled.

The network topology is realised using an unmanaged switch in the legacy zone connecting the OPC UA insecure and Modbus server to the SigmaServer. A Barracuda F183R firewall was used to enforce strict TCP routing between the zones. Therefore, only required ports are allowed (i.e., TCP port 4841-4842).

For the evaluation described in Section VII-C, an external test client was used, running on an HP Z2 Tower G9 Workstation (Intel Core i7-12700, 32GB RAM). The client operated on a Linux system with a generic kernel (6.14.0-generic).

It is important to note that neither the SigmaServer Windows 10 IoT PC, nor the test client utilised a hard real-time

<sup>4</sup><https://pymodbus.readthedocs.io/en/latest/>

operating system kernel. This setup was chosen to represent a typical industrial monitoring scenario where servers and clients operate on typical IT infrastructure.

### B. Attack Scenario

Based on the threat model introduced in Section V-A, the following attack scenario illustrates the current security posture of the SigmaServer. The implemented architecture effectively mitigates attacks associated with attacker level 1 and level 2 adversaries. External attackers or compromised systems within the industrial DMZ cannot perform spoofing, tampering, repudiation or information disclosure attacks. Although the SigmaServer provides strong isolation through strict network segmentation as well as authenticated and encrypted communication, it cannot fully prevent DoS or privilege escalation attempts. Its multi-port design inherently distributes the processing load across independent secure server instances, limiting the potential impact of targeted DoS attacks to individual endpoints rather than the entire system. Comprehensive defense against such attacks would still require additional protective measures.

The level 3 attacker, who gains access to the legacy zone itself, remains a realistic and critical threat. In the considered attack scenario, the adversary infiltrates the production network via social engineering by impersonating a maintenance technician. Network access is obtained by connecting a computing device like a Raspberry Pi Zero to an unused Ethernet port on a switch linking critical production systems. The legacy zone includes both an insecure OPC UA server running on a PLC representing an injection molding machine, and a Modbus/TCP cooling system as described in Section VII-A. Subsequently, the attack focuses on the Modbus protocol.

Using this position, the attacker carries out a spoofing attack, more specifically, a targeted ARP poisoning attack on the unsecured communication channel between the aggregation server and the Modbus server. This attack enables the adversary to manipulate the data transmitted from the Modbus server to the aggregation server. By utilising Ettercap and custom Etterfilter rules, the TCP payload of Modbus responses is continuously modified during transmission, causing the aggregation server to provide falsified data to the user.

For example, the attacker can present operators with stable and risk-free temperature readings from the cooling system, while in reality the device is overheating due to the insufficient thermal management. As a result, workers remain unaware of the serious condition, potentially leading to severe damage. In a real world production environment, this could result into equipment failure, production downtime, and therefore significant financial losses.

Besides the demonstrated ARP spoofing attack, the analysis highlights that the attack surface of insecure fieldbus protocols is diverse. Replay attacks, denial-of-service attempts on the Modbus port, or the deployment of rogue Modbus servers represent further realistic threat scenarios. In industrial environments, this does not only pose a security risk but also directly impacts safety, as manipulated process values can

cause physical damage to equipment, production lines and endanger human life.

The presented proof-of-principle of SigmaServer cannot mitigate these weaknesses on its own but must be complemented by additional mechanisms such as Intrusion Detection Systems (IDSs). While the design and evaluation of such countermeasures are beyond the scope of this article, they represent a promising direction for future research.

### C. Evaluation Metrics

To evaluate the operational efficiency of the SigmaServer, three experiments were conducted focusing on (i) end-to-end latency between the insecure and secure interfaces under realistic operating conditions (ii) internal software latency of the SigmaServer between InsecClient and SecServer and (iii) average CPU and RAM utilisation compared to the OPC Foundation Console Aggregation Server for different aggregation scenarios.

**End-to-end SigmaServer latency:** The first experiment evaluates the end-to-end latency of the SigmaServer using the testing setup shown in Figure 7. This measurement includes the internal processing time of the SigmaServer and the network latency between the participating systems. As illustrated in Algorithm 1, the external latency test client generates a random value each time it is polled by the SigmaServer's InsecClient. Immediately after this value is returned, the SecTestClient reads the corresponding value from the secure OPC UA endpoint of the SigmaServer. The latency is defined as the time difference between the moment a value is generated at the InsecTestServer and the moment the same value is successfully retrieved from the SecServer. This reflects a realistic scenario where data from an insecure legacy PLC flows through the SigmaServer to a secure OPC UA client.

To verify whether the values are matching, the test compares the received value from the secure interface with the returned value from the insecure interface. If both values match, the result is marked as *true*, otherwise, it is marked as *false*. This true/false validation ensures that only matching values are considered in the evaluation but also shows if the test-client is fast enough for a proper validation.

Time measurements for the end-to-end latency were performed using Python's `time.monotonic()`, which utilises the underlying Linux `CLOCK_MONOTONIC` to ensure high-resolution monotonic timestamps.

**Internal software SigmaServer latency:** The second experiment focuses on the internal software latency of the SigmaServer. For this purpose, the implementation provides built-in software latency measurements around the shared data store. Two timestamps are recorded:

- $\Delta t_1$  measures the time between the arrival of a new value at the InsecClient and the completed write operation into the thread-safe data store.
- $\Delta t_2$  measures the time between the SecServer receiving a read request from a secure OPC UA client and the moment the requested value is fetched from the data store and is available on the SecServer for transmission.

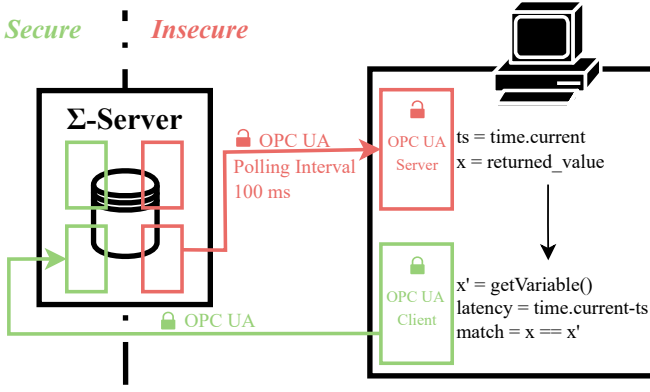


Figure 7: Testing setup for measuring the latency of SigmaServer and other solutions.

#### Algorithm 1 End-to-end latency measurement

**Participants:** InsecTestServer, SecTestClient, InsecClient, SecServer

**Note:** InsecTestServer and SecTestClient reside on the same external test device

InsecTestServer generates random value when read by SigmaServer

$returnedValue \leftarrow InsecTestServer.getGeneratedValue()$

$ts \leftarrow current\_time()$

$receivedValue \leftarrow SecTestClient.readFromSecServer()$

$latency \leftarrow current\_time() - ts$

**if**  $returnedValue = receivedValue$  **then**

$match \leftarrow true$

**else**

$match \leftarrow false$

**end if**

save( $latency, match, returnedValue, receivedValue$ )

- $T_{proc}$  is therefore defined as the overall internal software latency,  $\Delta t_1 + \Delta t_2$ .

These measurements capture the internal processing behaviour of the SigmaServer between the insecure and secure sides, while explicitly excluding any polling interval, as well as any network latency. The internal software latency  $T_{proc}$  was measured using the C++ `std::chrono::high_resolution_clock`, configured to record timestamps with microsecond resolution. Cryptographic operations required for secure OPC UA communication are not included in the internal software latency measurement.

**Server resource utilisation:** The third experiment evaluates the runtime efficiency of SigmaServer and compares it to the OPC Foundation Console Aggregation Server. To analyse scalability and resource behaviour under different workloads, four test scenarios were conducted, ranging from a single active OPC UA server to multiple concurrent OPC UA servers. Specifically, the measurements included configurations with

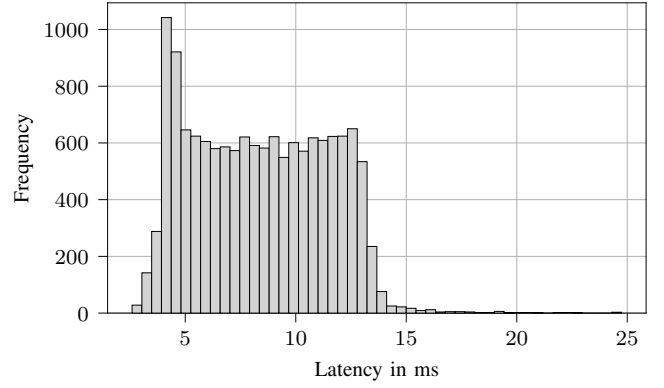


Figure 8: Distribution of the end-to-end SigmaServer latency measured with the test client between the insecure and secure interfaces.

one, two, and three simultaneously running OPC UA servers, as well as a fourth setup combining three OPC UA servers with one Modbus client to evaluate the mixed-protocol performance of the SigmaServer. Since the fourth setup requires Modbus handling, it can only be run on the SigmaServer.

All experiments were performed on the JRC ISIA testbed (see Section II-C) using the configuration described in Section VII-A.

## VIII. RESULTS & DISCUSSION

The performance evaluation of the SigmaServer was carried out according to the methodology defined in Section VII-C. All data were recorded under the same conditions.

### A. End-to-End SigmaServer Latency

A total of 14,287 samples were recorded for this experiment, with every single measurement resulting in a *true* match between the value generated on the insecure interface and the value read from the secure OPC UA endpoint. The measured latency values range from a minimum of 2.6 ms to a maximum of 24.7 ms with a standard deviation of 3.0 ms.

Since no mismatches occurred, the results indicate that the SigmaServer consistently processes and forwards values faster than the external latency test client can resolve. Although the exact minimum latency of the SigmaServer cannot be determined due to the measurement limits of the test client, the results show that the complete data path, including the network transmission, is less than 2.6 ms. Figure 8 shows the latency distribution of this experiment.

### B. Internal Software SigmaServer Latency

A total of 1,788 samples were collected to determine the internal software delay of the SigmaServer. The measured latencies range from a minimum of 14.80  $\mu s$  to a maximum of 42.90  $\mu s$  with a standard deviation of 3.11  $\mu s$ . The overall internal software latency  $T_{proc}$  was measured at 21.15  $\mu s$ . Figure 9 summarises the latency distribution and shows the corresponding 95% confidence interval. As this measurement

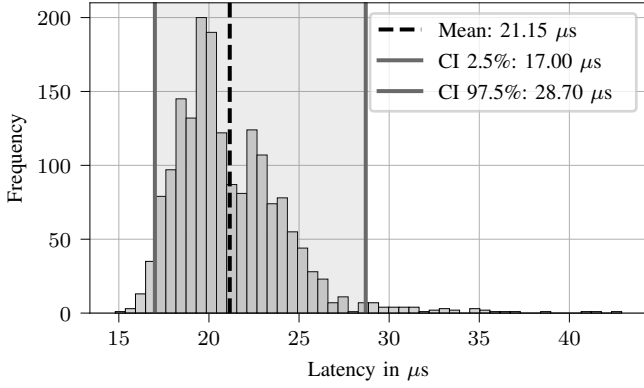


Figure 9: Internal software latency of the SigmaServer, showing the distribution of processing delay between InsecClient and SecServer.

excludes polling intervals, network latency and cryptographic operations, it isolates the pure computational overhead of the thread-safe data store and the data transfer between InsecClient and SecServer.

### C. Server Resource Utilisation

CPU and RAM utilisation were recorded over a one-hour period using the `docker stats` monitoring tool, with sampling intervals of one second. The polling interval of the InsecClient was configured to 100 ms.

The average CPU load of the SigmaServer increased nearly linearly with the number of concurrently running server instances, ranging from 0.75% for a single OPC UA server to 3.16% when three OPC UA servers and one Modbus client were active. The RAM usage showed similar predictable behaviour, increasing from 6.12 MiB at lowest to 18.79 MiB at maximum.

Figure 10 presents the average CPU utilisation for all scenarios, while Figure 11 compares the RAM utilisation of the SigmaServer with the OPC Foundation Console Aggregation Server. Both implementations were configured with an identical OPC UA address space to ensure a fair comparison. As noted earlier, the mixed protocol scenario (OPC UA and Modbus) is only possible with SigmaServer, hence Figure 10 only includes the results for our solution.

### D. Discussion

The evaluation demonstrates that the SigmaServer requires only minimal computing resources while maintaining stable and predictable behaviour in all scenarios examined. The overall internal software latency, measured in the low microsecond range, confirms that the thread-safe data store and the modular client-server design operate efficiently and no significant delays occur.

The resource utilisation results highlight clear architectural differences compared to the OPC Foundation Console Aggregation Server. SigmaServer uses multiple independent OPC UA

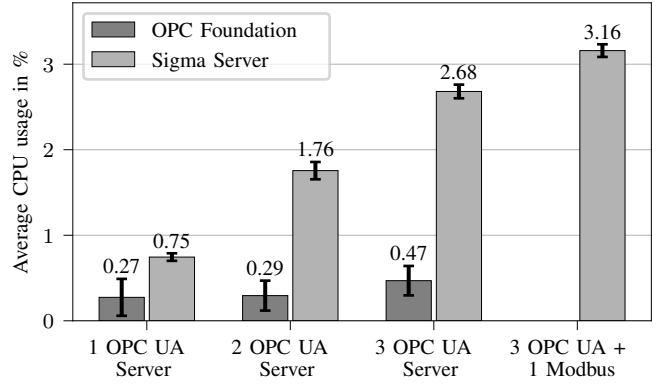


Figure 10: Average CPU usage of the SigmaServer compared to the OPC Foundation Console Aggregation Server.

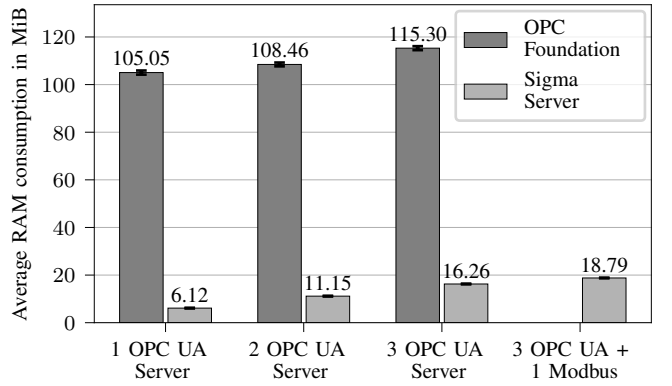


Figure 11: Average memory consumption of the SigmaServer compared to the OPC Foundation Console Aggregation Server.

server instances with TCP-level separation, while the OPC Foundation Console Aggregation Server provides a single, centrally aggregated address space. As a result, SigmaServer shows slightly higher CPU usage, it remains within a low and predictable single-digit range and scales linearly with the number of aggregated devices. At the same time, SigmaServer requires significantly less RAM and shows a noticeably lower variance in both CPU and RAM usage.

Overall, the results confirm that the SigmaServer offers a reliable and resource efficient mechanism for bridging insecure field devices with secure OPC UA infrastructures, while keeping software overhead minimal and ensuring the elimination of namespace pollution. Together with the predictable performance characteristics, the results confirm that the SigmaServer meets the practical requirements of brownfield integration by providing secure OPC UA endpoints with low overhead.

While the performed latency measurements show that the SigmaServer introduces only minimal additional latency, we also need to consider typical deployment scenarios. In these scenarios the resulting latency still can be significant, yet they



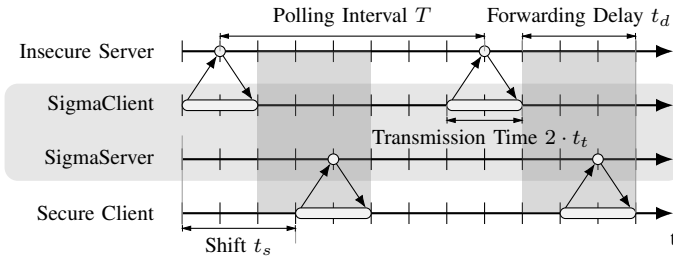


Figure 12: Timing diagram illustrating the realistic forwarding delay  $t_d$  introduced by the SigmaServer. A common polling interval of  $T$  is assumed, with each polling operation requiring  $2t_t$ . The polling activities are shifted by  $t_s$ , resulting in a forwarding delay  $t_d \in [t_t, t_t + T)$ .

primarily depend on the timing of the polling or publisher-subscriber mechanisms employed by the clients.

To illustrate this behavior in more detail, we discuss the forwarding latency that may appear when both the SigmaServer client and the secure client use polling to retrieve data updates. Figure 12 shows a timing diagram of this scenario. For this analysis, we assume a common polling interval  $T$  for both participants. The processing time of each participant is neglected, as it is at least an order of magnitude smaller than the polling interval  $T$ . Similarly, any internal data sampling performed on the insecure server is ignored, since it occurs regardless of whether the SigmaServer is present. The expected additional forwarding delay for new data arriving via the SigmaServer depends on the time shift  $t_s$  between the two polling activities. As shown in Figure 12, this delay lies within the interval  $t_d \in [t_t, t_t + T)$ , where the lower bound represents the best case and the upper bound (excluded) corresponds to the worst-case delay.

When considering the overall data age, with a client directly polling the insecure server at interval  $T$ , this results in a maximum data age of  $t_t + T$ , which is the sum of the transmission time and the polling interval. Introducing the SigmaServer in between, with an equal polling rate  $T$ , leads to a best-case data age of  $2 \cdot t_t + T$  and a worst-case data age of  $2 \cdot (t_t + T)$ .

## IX. CONCLUSION

In this paper, we address the challenge of securely integrating insecure legacy devices into OPC UA based industrial automation networks. While OPC UA aggregating servers and brownfield retrofitting solutions have been widely discussed in prior work, security aspects are rarely considered. To close this gap, we analysed existing aggregation and retrofitting approaches from a security perspective. Furthermore, we developed a threat model for a typical industrial network setup to identify potential attack vectors. Based on these analyses, three architectural concepts for bridging secure and insecure network zones were derived and evaluated.

We identified TCP-level aggregation as the most suitable concept for the secure integration of legacy systems. It pre-

vents namespace pollution and establishes a clear one-to-one mapping between legacy devices and their secure representations, minimising the integration effort required. Based on this concept, we introduced SigmaServer as a proof-of-principle implementation. Its architecture enforces strict separation between insecure client interfaces and secure OPC UA endpoints by employing a central thread-safe data store and multiple secure servers listening on different ports.

The experimental evaluation on an industrial testbed demonstrated that SigmaServer introduces negligible overhead. End-to-end latency remained below 2.6 ms, with an average internal processing delay of 21.15  $\mu$ s. Resource utilisation is compared to the performance of the OPC Foundation Console Aggregation Server, which focuses exclusively on OPC UA. In contrast, SigmaServer supports bridging not only OPC UA but also insecure legacy protocols such as Modbus. The comparison further revealed that SigmaServer consumes less RAM than the OPC Foundation Console Aggregation while maintaining predictable CPU usage. These findings confirm that secure legacy system integration without namespace pollution can be achieved with minimal technical complexity and without compromising performance.

Overall, SigmaServer offers a practical, security-focused solution for bridging insecure legacy devices into modern secure industrial networks. By enabling secure OPC UA communication and efficient runtime performance, it demonstrates that TCP-level aggregation can be effectively realised.

## A. Future Work

While the presented SigmaServer already provides a robust foundation for secure data bridging, several extensions are planned for future work. The protection of the legacy zone itself remains an open challenge. As demonstrated in Section VII-B, the aggregation server cannot prevent attacks that originate within the insecure network. Future work will therefore focus on additional security mechanisms such as Intrusion Detection Systems and the integration of honeypots. These measures aim to detect and analyse malicious activities and to direct suspicious traffic away from critical legacy devices (sandboxing).

Additionally, the current implementation focuses on read access to legacy devices. An extension of SigmaServer can be to support write access and method calls. This includes the secure forwarding of OPC UA write requests and method calls from secure clients to legacy systems.

Finally, future work will further focus on the behaviour discussed in Figure 12, which highlights the forwarding delay introduced by asynchronous polling between insecure and secure interfaces. While the internal processing latency of the SigmaServer is negligible, the effective latency strongly depends on the interaction between polling activities. This latency however could be minimized when using a publish-subscribe pattern on the secure side and synchronizing the publishing activities with the polling activities on the insecure side. Implementing such a synchronization mechanism would

nearly remove the remaining performance-related drawbacks of SigmaServer.

#### ACKNOWLEDGEMENT

The financial support by the Austrian Federal Ministry of Economy, Energy and Tourism, the National Foundation for Research, Technology and Development and the Christian Doppler Research Association is gratefully acknowledged.

#### REFERENCES

- [1] B. Briggs, *Hackers hit norsk hydro with ransomware. the company responded with transparency*, 2019. (Accessed: 25th Oct. 2024). [Online]. Available: <https://news.microsoft.com/transform/hackers-hit-norsk-hydro-ransomware-company-responded-transparency/>
- [2] T. Miller, A. Staves, S. Maesschalck, M. Sturdee and B. Green, 'Looking back to look forward: Lessons learnt from cyber-attacks on industrial control systems,' *International Journal of Critical Infrastructure Protection*, vol. 35, p. 100464, 2021, ISSN: 1874-5482. DOI: <https://doi.org/10.1016/j.ijcip.2021.100464>
- [3] *Industrial communication networks – network and system security – part 3-2: System security requirements and security assurance levels*, Geneva, Switzerland: International Electrotechnical Commission, Jun. 2020.
- [4] National Institute of Standards and Technology, 'Guide to operational technology (OT) security,' NIST Special Publication, Gaithersburg, MD, USA, NIST SP 800-82 Revision 3, 2023. DOI: 10.6028/NIST.SP.800-82r3
- [5] T. J. Williams, *A Reference Model for Computer Integrated Manufacturing (CIM): A Description from the Viewpoint of Industrial Automation*. Research Triangle Park, NC: Instrument Society of America, 1989, CIM Reference Model Committee, International Purdue Workshop on Industrial Computer Systems, ISBN: 1-55617-225-7.
- [6] E. D. Knapp and J. T. Langill, *Industrial Network Security: Securing Critical Infrastructure Networks for Smart Grid, SCADA, and Other Industrial Control Systems*, 2nd ed., R. Samani, Ed. Waltham, MA: Syngress, 2014, ISBN: 978-0-12-420114-9.
- [7] C. Urrea, C. Morales and J. Kern, 'Implementation of error detection and correction in the Modbus-RTU serial protocol,' *International Journal of Critical Infrastructure Protection*, vol. 15, pp. 27–37, 2016, ISSN: 1874-5482. DOI: <https://doi.org/10.1016/j.ijcip.2016.07.001>
- [8] *Industrial communication networks - Fieldbus specifications - Part 6: Application layer service specification*, Geneva, Switzerland: International Electrotechnical Commission, 2023.
- [9] H. Lasi, P. Fettke, H.-G. Kemper, T. Feld and M. Hoffmann, 'Industry 4.0,' *Business & Information Systems Engineering*, vol. 6, no. 4, pp. 239–242, Aug. 2014, ISSN: 1867-0202. DOI: 10.1007/s12599-014-0334-4
- [10] M. Schleipen, S.-S. Gilani, T. Bischoff and J. Pfrommer, 'OPC UA & Industrie 4.0 - enabling technology with high diversity and variability,' *Procedia CIRP*, Factories of the Future in the Digital Environment - Proceedings of the 49th CIRP Conference on Manufacturing Systems, vol. 57, pp. 315–320, Jan. 2016, ISSN: 2212-8271. DOI: 10.1016/j.procir.2016.11.055
- [11] M. Hankel and B. Rexroth, 'The reference architectural model industrie 4.0 (RAMI 4.0),' ZVEI - German Electrical and Electronic Manufacturers' Association, Frankfurt am Main, Germany, Tech. Rep., 2015, Version 1.0, April 2015. [Online]. Available: [https://www.zvei.org/fileadmin/user\\_upload/Presse\\_und\\_Medien/Publikationen/2015/april/Das\\_Referenzarchitekturmodell\\_Industrie\\_4.0\\_RAMI\\_4.0\\_ZVEI-Industrie-40-RAMI-40-English.pdf](https://www.zvei.org/fileadmin/user_upload/Presse_und_Medien/Publikationen/2015/april/Das_Referenzarchitekturmodell_Industrie_4.0_RAMI_4.0_ZVEI-Industrie-40-RAMI-40-English.pdf)
- [12] *Umsetzungsstrategie Industrie 4.0*, Apr. 2015. [Online]. Available: <https://www.plattform-i40.de/IP/Redaktion/DE/Downloads/Publikation/umsetzungsstrategie-2015.html>
- [13] *Welche Kriterien müssen Industrie-4.0-Produkte erfüllen? 2. Version*, Mar. 2018. [Online]. Available: [https://www.zvei.org/fileadmin/user\\_upload/Presse\\_und\\_Medien/Publikationen/2018/Maerz/ZVEI\\_Welche\\_Kriterien\\_muessen\\_I-4.0-Produkte\\_erfuellen\\_2018/ZVEI\\_Welche\\_Kriterien\\_muessen\\_I-4.0-Produkte\\_erfuellen\\_2018.pdf](https://www.zvei.org/fileadmin/user_upload/Presse_und_Medien/Publikationen/2018/Maerz/ZVEI_Welche_Kriterien_muessen_I-4.0-Produkte_erfuellen_2018/ZVEI_Welche_Kriterien_muessen_I-4.0-Produkte_erfuellen_2018.pdf)
- [14] *OPC 10000-1 unified architecture part 1: Overview and concepts*, OPC Foundation, Nov. 2022.
- [15] R. S. Crespi, A. Armentia, I. Sarachaga, O. Casquero, F. Pérez and M. Marcos, 'OPC UA aggregation server in the fog,' in *2019 24th IEEE International Conference on Emerging Technologies and Factory Automation (ETFA)*, Sep. 2019, pp. 1256–1260. DOI: 10.1109/ETFA.2019.8869358
- [16] D. Großmann, M. Bregulla, S. Banerjee, D. Schulz and R. Braun, 'OPC UA server aggregation — The foundation for an internet of portals,' in *Proceedings of the 2014 IEEE Emerging Technology and Factory Automation (ETFA)*, Sep. 2014, pp. 1–6. DOI: 10.1109/ETFA.2014.7005354
- [17] M. Schleipen, Ed., *Praxishandbuch OPC UA: Grundlagen, Implementierung, Nachrüstung, Praxisbeispiele*. Würzburg: Vogel Business Media, 2018, ISBN: 978-3-8343-3413-8.
- [18] C. Wohlin, 'Guidelines for snowballing in systematic literature studies and a replication in software engineering,' in *ACM International Conference Proceeding Series*, New York, USA: ACM Press, 2014, ISBN: 9781450324762. DOI: 10.1145/2601248.2601268
- [19] A. Fernbach, W. Kastner, S. Mätzler and M. Wollschlaeger, 'An OPC UA information model for cross-domain vertical integration in automation systems,' in *Proceedings of the 2014 IEEE Emerging Technology and Factory Automation (ETFA)*, ISSN: 1946-0759, Sep. 2014, pp. 1–8. DOI: 10.1109/ETFA.2014.7005215
- [20] I. Seilonen, T. Tuovinen, J. Elovaara, I. Tuomi and T. Oksanen, 'Aggregating OPC UA servers for monitoring manufacturing systems and mobile work machines,' in *2016 IEEE 21st International Conference on Emerging Technologies and Factory Automation (ETFA)*, Sep. 2016, pp. 1–4. DOI: 10.1109/ETFA.2016.7733739
- [21] S. Banerjee and D. Großmann, 'Aggregation of information models — an OPC UA based approach to a holistic model of models,' in *2017 4th International Conference on Industrial Engineering and Applications (ICIEA)*, 2017, pp. 296–299. DOI: 10.1109/IEA.2017.7939225
- [22] M. Graube, S. Hensel, C. Iatrou and L. Urbas, 'Information models in OPC UA and their advantages and disadvantages,' in *2017 22nd IEEE International Conference on Emerging Technologies and Factory Automation (ETFA)*, Sep. 2017, pp. 1–8. DOI: 10.1109/ETFA.2017.8247691
- [23] H. Wang, Y. Ma and F. Yu, 'An OPC UA multi-server aggregator with cache management,' in *2018 Chinese Automation Congress (CAC)*, Nov. 2018, pp. 68–73. DOI: 10.1109/CAC.2018.8623689
- [24] A. Würger, K.-H. Niemann and A. Fay, 'Concept for an energy data aggregation layer for production sites a combination of AutomationML and OPC UA,' in *2018 IEEE 23rd International Conference on Emerging Technologies and Factory Automation (ETFA)*, ISSN: 1946-0759, vol. 1, Sep. 2018, pp. 1051–1055. DOI: 10.1109/ETFA.2018.8502531
- [25] D. A. Breunig and M. Schneider, 'Multi-protocol data aggregation and acquisition for distributed control systems,' *Procedia CIRP*, vol. 81, pp. 310–315, 2019, ISSN: 22128271. DOI: 10.1016/j.procir.2019.03.054
- [26] R. R. Peña, R. D. Fernández, M. Lorenc and A. Cadiboni, 'Gateway OPC UA/Modbus applied to an energy recovery system identification,' in *2019 XVIII Workshop on Information Processing and Control (RPIC)*, Sep. 2019, pp. 235–240. DOI: 10.1109/RPIC.2019.8882175
- [27] Y. Li, J. Jiang, C. Lee and S. H. Hong, 'Practical implementation of an opc ua tsn communication architecture for a manufacturing system,' *IEEE Access*, vol. 8, pp. 200100–200111, 2020, ISSN: 2169-3536. DOI: 10.1109/ACCESS.2020.3035548
- [28] S. G. Mathias, S. Schmied and D. Grossmann, 'An investigation on database connections in OPC UA applications,' en, *Procedia Computer Science*, vol. 170, pp. 602–609, 2020, ISSN: 18770509. DOI: 10.1016/j.procs.2020.03.132
- [29] J. N. Weskamp and J. Tikekar, 'An Industrie 4.0 compliant and self-managing OPC UA Aggregation Server,' in *2021 26th IEEE International Conference on Emerging Technologies and Factory Automation (ETFA)*, Sep. 2021, pp. 1–8. DOI: 10.1109/ETFA45728.2021.9613365
- [30] C. Pu, X. Ding, P. Wang and Y. Yang, 'Practical implementation of an OPC UA multi-server aggregation and management architecture for IIoT,' in *2022 IEEE International Conferences on Internet of Things (iThings) and IEEE Green Computing & Communications (Green-Com) and IEEE Cyber, Physical & Social Computing (CPSCom) and IEEE Smart Data (SmartData) and IEEE Congress on Cybermatics*

- (Cybermatics), Aug. 2022, pp. 476–481. DOI: 10.1109/iThings-GreenCom-CPSCoM-SmartData-Cybermatics55523.2022.00099
- [31] *UaGateway - Unified Automation*. [Online]. Available: <https://www.unified-automation.com/products/ua-runtime-software/uagateway.html>
- [32] R. Knobloch, C. Plesker, A. Reuther, T. Dasbach and B. Schleich, ‘OPC UA Aggregation Servers - Enabling Vertical Integration of Production Machines for Digital Manufacturing,’ en, *Digital Engineering*, vol. 8, p. 100080, Mar. 2026, ISSN: 2950550X. DOI: 10.1016/j.dte.2025.100080
- [33] D. Etz, H. Brantner and W. Kastner, ‘Smart manufacturing retrofit for brownfield systems,’ *Procedia Manufacturing*, International Conference on Industry 4.0 and Smart Manufacturing (ISM 2019), vol. 42, pp. 327–332, Jan. 2020, ISSN: 2351-9789. DOI: 10.1016/j.promfg.2020.02.085
- [34] B. Rupprecht, E. Trunzer, S. König and B. Vogel-Heuser, ‘Concepts for retrofitting industrial programmable logic controllers for Industrie 4.0 scenarios,’ in *2021 22nd IEEE International Conference on Industrial Technology (ICIT)*, vol. 1, Mar. 2021, pp. 1034–1041. DOI: 10.1109/ICIT46573.2021.9453558
- [35] M. Majumder, M. Shakil and A. Zoitl, ‘Evaluation of PLC4X based middleware as integrator of brownfield systems into industrial cyber-physical systems,’ *IFAC-PapersOnLine*, 14th IFAC Workshop on Intelligent Manufacturing Systems IMS 2022, vol. 55, no. 2, pp. 427–432, Jan. 2022, ISSN: 2405-8963. DOI: 10.1016/j.ifacol.2022.04.231
- [36] T.-A. Tran, T. Ruppert, G. Eigner and J. Abonyi, ‘Retrofitting-based development of brownfield Industry 4.0 and Industry 5.0 solutions,’ *IEEE Access*, vol. 10, pp. 64 348–64 374, 2022, ISSN: 2169-3536. DOI: 10.1109/ACCESS.2022.3182491
- [37] S. R, G. V S, I. R, D. K, B. N and V. A, ‘Seamless Integration of Legacy Industrial Systems with OPC UA for Enhanced Digital Transformation,’ in *2024 International Conference on Power, Energy, Control and Transmission Systems (ICPECTS)*, Chennai, India: IEEE, Oct. 2024, pp. 1–6, ISBN: 979-8-3315-0884-5. DOI: 10.1109/ICPECTS62210.2024.10780333
- [38] N. Holmes, L. Katavich and X. Xu, ‘Retrofitting legacy systems for industry 4.0 via OPC UA and distributed control,’ en, *Manufacturing Letters*, vol. 44, pp. 1337–1348, Aug. 2025, ISSN: 22138463. DOI: 10.1016/j.mfglet.2025.06.153
- [39] OPC Foundation, ‘OPC 30270 – OPC UA for asset administration shell (Industry 4.0 AAS),’ OPC Foundation, Companion Specification OPC 30270, version 1.00, 15th Jun. 2021. [Online]. Available: <https://reference.opcfoundation.org/14AAS/v100/docs/>
- [40] *GitHub - OPCFoundation/UA-.NETStandard-Samples*. [Online]. Available: <https://github.com/OPCFoundation/UA-.NETStandard-Samples>
- [41] T. Lackorzynski, G. Garten, J. S. Huster, S. Köpsell and H. Hartig, ‘Enabling and Optimizing MACsec for Industrial Environments (Extended Abstract),’ in *2020 16th IEEE International Conference on Factory Communication Systems (WFCS)*, Apr. 2020, pp. 1–4. DOI: 10.1109/WFCS47810.2020.9114434
- [42] A. Busboom, ‘Automated generation of OPC UA information models — A review and outlook,’ *Journal of Industrial Information Integration*, vol. 39, p. 100602, May 2024, ISSN: 2452414X. DOI: 10.1016/j.jii.2024.100602
- [43] Bundesministerium für Wirtschaft und Energie (BMWi), ‘Sichere Unternehmensübergreifende Kommunikation mit OPC UA,’ Berlin, Germany, Discussion Paper, Mar. 2019, p. 28.
- [44] S. D. D. Anton, D. Fraunholz, D. Krohmer, D. Reti, D. Schneider and H. D. Schotten, ‘The global state of security in industrial control systems: An empirical analysis of vulnerabilities around the world,’ *IEEE Internet of Things Journal*, vol. 8, no. 24, pp. 17 525–17 540, 2021. DOI: 10.1109/JIOT.2021.3081741
- [45] Fortinet, ‘Fortinet report: Threat actors increasingly targeting ot organizations,’ Tech. Rep., 2024. [Online]. Available: <https://www.fortinet.com/corporate/about-us/newsroom/press-releases/2024/fortinet-report-threat-actors-increasingly-targeting-ot-organizations>
- [46] P. Mueller and B. Yadegari, ‘The Stuxnet worm,’ Département des sciences de l’informatique, Université de l’Arizona, 2012. [Online]. Available: <https://www2.cs.arizona.edu/~collberg/Teaching/466-566/2012/Resources/presentations/topic9-final/report.pdf>
- [47] O. Saßnick, G. Schäfer, T. Rosenstatter and S. Huber, ‘A generative model based honeypot for industrial opc ua communication,’ in

*Computer Aided Systems Theory – EUROCAST 2024*, Cham: Springer Nature Switzerland, Apr. 2025, pp. 320–334, ISBN: 978-3-031-83885-9. DOI: 10.1007/978-3-031-83885-9\_29