
ON THE USE OF CROSS-FITTING IN CAUSAL MACHINE LEARNING WITH CORRELATED UNITS

Salvador V. Balkus

Department of Biostatistics,
Harvard Chan School of Public Health,
sbalkus@g.harvard.edu

Hasan Laith

Department of Statistics,
Harvard College,
hasanhussein@college.harvard.edu

Nima S. Hejazi

Department of Biostatistics,
Harvard Chan School of Public Health,
nhejazi@hsph.harvard.edu

January 19, 2026

ABSTRACT

In causal machine learning, the fitting and evaluation of nuisance models are typically performed on separate partitions, or folds, of the observed data. This technique, called cross-fitting, eliminates bias introduced by the use of black-box predictive algorithms. When study units may be correlated, such as in spatial, clustered, or time-series data, investigators often design bespoke forms of cross-fitting to minimize correlation between folds. We prove that, perhaps contrary to popular belief, this is typically unnecessary: performing cross-fitting as if study units were independent usually still eliminates key bias terms even when units may be correlated. In simulation experiments with various correlation structures, we show that causal machine learning estimators typically have the same or improved bias and precision under cross-fitting that ignores correlation compared to techniques striving to eliminate correlation between folds.

1 Introduction

Sample-splitting is a popular technique in statistical and machine learning, for purposes ranging from optimal hyperparameter tuning and model selection to formal asymptotic analysis of statistical estimators. In any of its forms, sample-splitting proceeds by partitioning the available data into two distinct parts: one on which an algorithm is fitted, termed the training or learning fold, and another in which the trained algorithm is used to obtain predictions, termed the holdout or validation fold. *Cross-fitting* applies sample-splitting repeatedly to ensure efficient use of every observation: data are split into several folds, with prediction algorithms trained on all but one of the folds and used to obtain predictions on the holdout fold (see Figure 1).

Sample-splitting and cross-fitting have a long history in statistics, having been discussed as early as, for instance, Mosteller & Tukey (1968), Stone (1974), and Stone (1978), in the context of bias reduction and hyperparameter selection. Foundational work on semi-parametric methods relied on cross-fitting for the elimination of key asymptotic error terms (Bickel, 1982; Bickel & Ritov, 1988). *Cross-validation*—the use of cross-fitting to assess out-of-sample estimation error—grew immensely popular for the evaluation of prediction algorithms in machine learning (Picard & Berk, 1990; Shao, 1993; Zhang, 1993), especially with the introduction of formal theory on the optimality of cross-validation-based selection (Dudoit & van der Laan, 2005; van der Laan & Rubin, 2006).

Today, cross-fitting has grown especially popular in the field of *causal machine learning*—the use of machine learning to perform statistical estimation and inference on causal effects. In this field, which encompasses targeted (van der Laan & Rose, 2011, 2018) and debiased (Chernozhukov et al., 2018; Newey & Robins, 2018) machine learning, practitioners use cross-fitting to eliminate a critical *empirical process term*, a source of bias that arises in the asymptotic

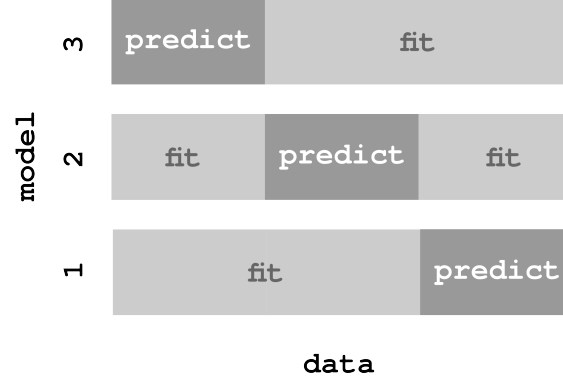


Figure 1: As-independent cross-fitting of three models across three folds.

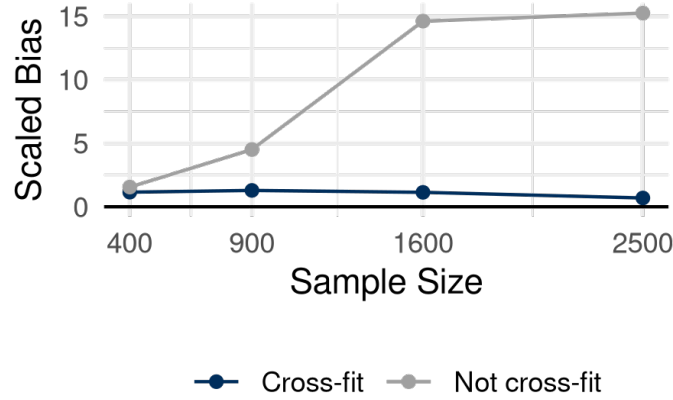


Figure 2: Simulation of one-step ATE estimation using neural networks to learn the propensity score and outcome regression. Without cross-fitting, the bias fails to shrink fast enough for valid inference.

analysis of semi-parametric estimators that rely on machine learning to estimate nuisance parameters. The use of cross-fitting avoids the need to otherwise impose specific structural assumptions on the function classes to which nuisance functions belong (e.g., Donsker conditions). Figure 2 demonstrates an empirical example of this bias arising in a causal machine learning simulation that uses neural networks to estimate nuisance functions. One may note that this goal differs substantially from that of cross-validation, which concerns itself with evaluating how well a model performs, rather than eliminating key bias terms. The ubiquity of cross-validation in the arena of model evaluation, however, has led many to conflate the two procedures, especially in the context of correlated data.

Foundational works in the causal machine learning literature often assume that study units in a given dataset arise as independent observations. As the popularity of such methods has grown, a recently growing strand of the literature has begun to extend such techniques to settings where units may be correlated, such as clustered data (Chiang et al., 2021; Fuhr & Papies, 2024), spatial or network data (Ogburn et al., 2022; Balkus et al., 2025; Emmenegger et al., 2025), and time-series (Semenova et al., 2023; van der Laan & Malenica, 2018). In this context, many authors have extended intuition—based on formal results—from the setting of cross-validation to that of cross-fitting in order to extend the technique to the correlated data setting. We examine whether such extensions are necessary and justified.

Arguments in this vein often begin with the assumption that the purpose of cross-fitting is to ensure that the study units used to train a prediction algorithm are independent of those used to generate predictions. Consequently, such works propose special cross-fitting schemes designed to keep correlated units within the same training fold. Such arguments are justified when estimating out-of-sample error; for instance, Rabinowicz & Rosset (2020) show that when data units are not independent, a cross-validated estimate of mean squared error (MSE) will be biased, and therefore requires

correction. However, as we demonstrate, such arguments do not extend to the standard setting of causal machine learning, where cross-fitting is primarily used to eliminate empirical process bias terms, not estimate MSE.

Why does this discrepancy exist? Unlike using cross-validation to estimate an out-of-sample MSE, which can be decomposed into both bias *and* variance terms (Hastie et al., 2009), cross-fitting involves the consistent estimation of *just* a bias—the empirical process bias. Even over correlated units, the sample mean is an unbiased estimator; so, even if folds may be correlated, as long as the amount of dependence between units is weak enough for a law of large numbers to hold, the empirical process bias will still be asymptotically negligible.

So how should cross-fitting for causal machine learning be performed when study units may be correlated? We argue that, in many correlated data settings, one can use the same cross-fitting techniques as would be appropriate as if units were independent. That is, *ignoring correlation and simply splitting units independently* is sufficient to eliminate empirical process bias.

Contribution. In this manuscript, we justify the use of “as-independent” cross-fitting in the correlated setting. First, Section 2 formalizes our argument mathematically, demonstrating the precise conditions under which we can expect that the empirical process bias term will be asymptotically negligible, even when the correlation structure is ignored in the splitting process. Next, we use simulation experiments to demonstrate in Section 3 that in many correlated data settings, even in finite samples, this naïve technique tends to empirically exhibit performance similar to—and, occasionally, better than—proposed techniques that eliminate correlation between folds. Section 4 synthesizes our findings with a few concluding remarks.

2 Cross-fitting theory

In this section, we formally argue that even when correlation exists between units in the observed dataset, “as-independent” cross-fitting will still eliminate bias from the empirical process term of an estimating function-based estimator—so long as the number of correlated units is not too large.

2.1 Setup

Suppose we observe random data $X = [X_1, \dots, X_n] \sim P$, where P is the law of the data, an arbitrary probability distribution, which we take only to lie in an unrestricted statistical model \mathcal{P} , the set of distributions compatible with the data-generating law of X . Let f denote a function of data, and $I_n = (1, \dots, n)$ denote the set of unit indices. Adopting a convention from empirical process theory, we denote the expectation operator by P , and use P_n to denote the empirical measure over I_n . Hence,

$$Pf = \int f dP \text{ and } P_n f = \frac{1}{n} \sum_{i \in I_n} f(X_i) \quad (1)$$

Suppose our goal is to estimate Pf . Typically, neither the true P nor f are known. Therefore, we want to estimate this parameter and perform statistical inference using the estimator $P_n \hat{f}$, where \hat{f} is some arbitrary estimator of the function of f .

To understand how this estimator behaves after plugging in some arbitrary \hat{f} , we can decompose its error into three terms:

$$\begin{aligned} P_n \hat{f} - Pf &= \underbrace{(P_n - P)f}_{\text{CLT}} + \underbrace{P(\hat{f} - f)}_{\text{nuisance bias term}} \\ &\quad + \underbrace{(P_n - P)(\hat{f} - f)}_{\text{empirical process term}} \end{aligned} \quad (2)$$

Each of the three terms above plays a specific role in defining the properties of our estimator $P_n \hat{f}$:

1. The **CLT** term, when appropriately scaled, must be asymptotically normal by some form of the Central Limit Theorem. When data units are independent, the classical CLT tells us that such convergence in distribution holds with scaling factor \sqrt{n} , permitting statistical inference based on the normal distribution. When X_1, \dots, X_n are correlated, one typically will rely on a *dependent-data* CLT imposing assumptions about the nature of the dependence, one in which asymptotic normality may be achieved after scaling by a possibly slower rate r_n .

2. The **nuisance bias** term is controlled by estimation error of \hat{f} , which usually depends on the form of f . Commonly, f is indexed by a set of nuisance parameters η , each of which may be estimated such that $\hat{f} = f_{\hat{\eta}}$. If we choose a set of algorithms to fit the combination of nuisance models such that each function in $\hat{\eta}$ converges to its corresponding true function η at a fast enough asymptotic rate, then this term vanishes. For instance, for parametric $\hat{\eta}$, this rate will typically be attained at $o_P(n^{-1/2})$; for f chosen to be an influence function with doubly-robust second-order remainder (see Equation 2.1 later on), then machine learning algorithms whose rate *product* matches $o_P(n^{-1/2})$ may be employed. See [van der Laan & Rose \(2011\)](#) or [Chernozhukov et al. \(2018\)](#) for more details.
3. The **empirical process** term can be thought of as the error from evaluating $f_{\hat{\eta}}$ on just a sample of data, rather than the whole population. Bounding this term can be thought of intuitively as answering the question “if we had the true f_{η} , could we consistently estimate the bias $P(f_{\eta} - f_{\hat{\eta}})$ using only the sample observed?”

In causal machine learning (e.g., targeted minimum loss estimation, double machine learning), cross-fitting ensures the empirical process term $(P_n - P)(f_{\eta} - f_{\hat{\eta}})$ converges to zero (i.e., “vanishes”) at a fast enough rate so that the CLT may be used to conduct statistical inference. An alternative approach is to assume that $f_{\hat{\eta}}$ lies in a *Donsker class*, a particular function class that restricts f (or, equivalently η) such that the empirical process term must achieve the desired rate—[Bickel et al. \(1993\)](#), [van der Vaart \(2000\)](#), and [Kosorok \(2008\)](#) discuss these classes in depth; for example, see Lemma 19.24 in [van der Vaart \(2000\)](#). For example, most parametric models fall into a Donsker class.

However, it has been known that in the setting of independent units, the use of cross-fitting “buys out” the need for such assumptions by eliminating this term for *any* nuisance estimator $\hat{\eta}$ ([Schick, 1986](#); [Klaassen, 1987](#); [Chernozhukov et al., 2018](#)). These authors rely on independence to construct an asymptotic argument that relies on the law of large numbers. Letting S denote the data upon which $f_{\hat{\eta}} - f_{\eta}$ are evaluated, then

$$\frac{1}{n} \sum_{i \in S} (f_{\hat{\eta}} - f_{\eta})(X_i) \xrightarrow{P} \mathbb{E}((f_{\hat{\eta}} - f_{\eta})(X_i) \mid S) \quad (3)$$

When S denotes the same set of data upon which f was fitted then it may be possible that the right-hand side does not equal $P(f_{\hat{\eta}} - f_{\eta})$ as desired—for example, if f perfectly interpolates the data. But if S grows proportionally to n , and one chooses S independently of the data X to include only observations not used to fit $\hat{\eta}$, then the right-hand side will be equal to $P(f_{\hat{\eta}} - f_{\eta})$, implying asymptotic negligibility of the empirical process term.

As an example, consider data $X = (L, A, Y)$, where Y represents an outcome of interest, A some treatment or exposure of interest, and L a set of confounders. In causal inference one often estimates the counterfactual mean $\mathbb{E}(m(a, L))$, where m denotes a conditional mean functional $m(A, L) = E(Y \mid A, L)$. In this setting, a common estimator is the doubly-robust one-step estimator

$$P_n f_{\hat{\eta}} = \frac{1}{n} \sum_{i=1}^n \left(\hat{m}(a, L_i) + \frac{I(A_i = a)}{\hat{g}(a \mid L_i)} (Y_i - \hat{m}(A_i, L_i)) \right)$$

Here, the nuisance parameters are $\eta = (m, g)$, where g represents the density of the treatment. Often, one desires to learn these using some machine learning algorithm. Since such algorithms may predict much more effectively on data which they have “seen” compared to data which they have not, cross-fitting becomes a useful way to eliminate the empirical process bias arising from such an issue.

This approach has been well-established in the regime of independent units—but what happens if units may be correlated? Such an issue arises in several domains of statistics, including clustered, spatial, and longitudinal data. Cross-fitting arguments in the previous section have relied on independence assumptions primarily to appeal to the law of large numbers; fortunately, similar laws of large numbers still hold even under a wide array of correlation structures. In the next section, we use this idea to outline a general theory of cross-fitting for such dependent-data settings.

2.2 Main Theorem

We now present our main result. First, let us formally define the “as-IID sample-splitting” procedure:

Definition 1 (As-independent sample splitting). *Choose an integer k . Let S_1 be a random sample of size $\lfloor n(1 - 1/k) \rfloor$ sampled without replacement from the set of unit indices I_n . Finally, let $S_2 = I_n - S_1$, so $n_2 \approx n/k$. This produces a “split sample” S_1 and S_2 that partition the set of unit indices I_n . We term this procedure “as-independent” sample-splitting.*

Next, let $\hat{\eta}_{S_1}$ denote a statistical learning algorithm trained on $X_i : i \in S_1$. Let n_i denote the number of samples in S_i , and $P_{S_2}f = \frac{1}{n_2} \sum_{i \in S_2} f(X_i)$, the sample mean of f over the set of units with indices contained in S_2 . With this, we can define the main theorem:

Theorem 1 (As-independent sample-splitting in correlated data.). *Suppose that $r_n(P_n - P)f_{\eta_0} \xrightarrow{d} N(0, \sigma^2)$ for some r_n , and that $P(f_{\eta_0} - f_{\hat{\eta}_{S_1}})^2 = o_P(1)$. Assume that the number of correlated pairs in the data grows no faster than n^2/r_n^2 . Under an as-IID sample split S_1 and S_2 , the empirical process term satisfies*

$$(P_{S_2} - P)(f_{\eta_0} - f_{\hat{\eta}_{S_1}}) = o_P(1/r_n). \quad (4)$$

In classical CLT arguments, $r_n = \sqrt{n}$, so as long as the number of correlated pairs in the data grows slower than n , then as-IID sample splitting will still bound the empirical process term at the rate required for valid inference.

Before proving Theorem 1, we introduce two intermediary lemmas that describe important behavior of the empirical process term under as-IID sample-splitting.

Lemma 1 (Unbiasedness of as-independent sample splitting). *If S_1 and S_2 represent an as-independent sample split, then*

$$P(P_{S_2} - P)(f_{\eta_0} - f_{\hat{\eta}_{S_1}}) = 0. \quad (5)$$

That is, the empirical process term is an unbiased estimator of zero.

Proof. This lemma essentially follows from the fact that the sample mean is an unbiased estimator even among correlated random variables. Specifically, observe that for a fixed sample size,

$$\begin{aligned} P(P_{S_2}(f_{\eta_0} - f_{\hat{\eta}_{S_1}})) &= \mathbb{E}\left((f_{\eta_0} - f_{\hat{\eta}_{S_1}})(X_i) \mid i \in S_2\right) \\ &= \mathbb{E}\left((f_{\eta_0} - f_{\hat{\eta}_{S_1}})(X_i)\right), \end{aligned}$$

where the second line follows from the independence of S_2 and X . Since the last line equals $P(f_{\eta_0} - f_{\hat{\eta}_{S_1}})$, this proves $P(P_{S_2}(f_{\eta_0} - f_{\hat{\eta}_{S_1}})) = 0$. \square

Even if P changes depending on the sample size, since the empirical process term is unbiased at every possible sample size n , it must be unbiased asymptotically. This lemma informs on the importance of sample-splitting: if the same data were used to fit the algorithm yielding $\hat{\eta}$ and to obtain predictions, this unbiasedness would not hold, as the bias would depend on the observed training set S_1 . In addition to Lemma 1, we also observe Lemma 2:

Lemma 2 (Variance of as-independent sample splitting). *Assume that the data contain no more than n^2/r_n^2 correlated pairs. If S_1 and S_2 represent an as-independent sample split, then*

$$\text{Var}\left((P_{S_2} - P)(f_{\eta_0} - f_{\hat{\eta}_{S_1}})\right) = o(1/r_n^2) \quad (6)$$

Proof. Combining Lemma 1 with Bienayme's identity, we can write

$$\begin{aligned} \text{Var}((P_{S_2} - P)(f_{\eta_0} - f_{\hat{\eta}_{S_1}})) &= \text{Var}(P_{S_2}(f_{\eta_0} - f_{\hat{\eta}_{S_1}})) \\ &= \frac{1}{n_2^2} \sum_{i,j \in S_2} \text{Cov}((f_{\eta_0} - f_{\hat{\eta}_{S_1}})(X_i), (f_{\eta_0} - f_{\hat{\eta}_{S_1}})(X_j)). \end{aligned}$$

From here, the amount of covariance between predictions must be bounded. Under our assumption about the maximum number of correlated pairs, only n_2^2/r_n^2 terms may have nonzero covariance. Therefore,

$$\begin{aligned} &\frac{1}{n_2^2} \sum_{i,j \in S_2} \text{Cov}((f_{\eta_0} - f_{\hat{\eta}_{S_1}})(X_i), (f_{\eta_0} - f_{\hat{\eta}_{S_1}})(X_j)) \\ &\leq \frac{1}{r_n^2} \max_{i,j} \text{Cov}((f_{\eta_0} - f_{\hat{\eta}_{S_1}})(X_i), (f_{\eta_0} - f_{\hat{\eta}_{S_1}})(X_j)). \end{aligned}$$

Finally, note that by the Cauchy-Schwarz inequality,

$$\begin{aligned} & \text{Cov}((f_{\eta_0} - f_{\hat{\eta}_{S_1}})(X_i), (f_{\eta_0} - f_{\hat{\eta}_{S_1}})(X_j)) \\ & \leq \sqrt{\text{Var}((f_{\eta_0} - f_{\hat{\eta}_{S_1}})(X_i))} \sqrt{\text{Var}((f_{\eta_0} - f_{\hat{\eta}_{S_1}})(X_j))}. \end{aligned}$$

Since we already assumed that $\text{Var}((f_{\eta_0} - f_{\hat{\eta}_{S_1}})(X_i)) = o_P(1)$ due to the convergence of the nuisance estimators, multiplying this by the rate in the bound above proves that $\text{Var}((P_{S_2} - P)(f_{\eta_0} - f_{\hat{\eta}_{S_1}})) = o_P(1/r_n^2)$. \square

Finally, we conclude with a proof of the main theorem.

Proof of Theorem 1. Recall convergence in probability can be proven by demonstrating two key conditions: (1) asymptotic unbiasedness, and (2) variance converging to zero faster than rate r_n^2 . By Lemma 1, $P(P_{S_2} - P)(f_{\eta_0} - f_{\hat{\eta}_{S_1}}) = 0$; the empirical process term of an as-IID sample split is an unbiased estimator of zero. Second, by Lemma 2, when only n^2/r_n^2 pairs of units are correlated, $P((P_{S_2} - P)(f_{\eta_0} - f_{\hat{\eta}_{S_1}}))^2 = o(1/r_n^2)$. Therefore, by Chebyshev's inequality, we have that the empirical process term is $o_P(1/r_n)$ under as-independent sample splitting. \square

We emphasize that for our result to hold, the number of correlated units must be limited to n^2/r_n^2 ; this ensure that the variance of the empirical process term converges to zero asymptotically faster than the variance of the CLT term in the decomposition of Equation 2. But, similar conditions generally are required for dependent-data CLT theorems to hold anyways. As a final remark, we note that the ability of as-independent cross-fitting to eliminate the empirical process term follows readily from the ability of as-independent sample-splitting to do so.

3 Applications

Theorem 1 holds across many correlated-data settings. In this section, we demonstrate how Theorem 1 can be used to show the negligibility of the empirical process term for causal machine learning in three examples: clustered data, network data, and time series.

3.1 Clustered Data

In clustered data (which also encompasses “panel”, “longitudinal”, and “repeated measures” data structures), each unit belongs to one or more clusters. Units within the same cluster are considered to be correlated. Causal machine learning procedures have been developed for panel data settings by Klossin & Vilgalys (2023), Clarke & Polselli (2025), and Fuhr & Papies (2024), among others, typically for a single cluster variable.

Each of the above works imply that cross-fitting requires IID data. Theorem 1 contradicts this idea, and suggests there to be little practical difference between splitting independently (ignoring any clustering) and keeping units from the same cluster within the same fold, at least asymptotically. Indeed, simulation results from Fuhr & Papies (2024) support this argument, demonstrating that as-independent cross-fitting generally tends to be the same as, or even outperforms, other methods.

Building on the work of Fuhr & Papies (2024), we investigate a slightly more complicated data structure. Consider observations $\{X_{ij}\}_{i=1,\dots,N; j=1,\dots,M}$ that satisfy a two-way clustering:

$$X_{ij} \perp\!\!\!\perp X_{i'j'} \quad \text{whenever } i \neq i' \text{ and } j \neq j'.$$

Chiang et al. (2021) extends the double machine learning framework of Chernozhukov et al. (2018) to this multiple cluster setting. In doing so, they introduce, for two-way clustering, a K^2 -fold multi-way cross-fitting scheme (or a K^ℓ scheme for higher dimensions) that holds out one block along every clustering dimension when estimating nuisance functions (see Figure 3). This scheme uses the complementary block to estimate ψ , the parameter of interest. However, as a corollary to our main theorem, we show that such a scheme is unnecessary in clustered data.

Corollary 2 (Cross-fitting in clustered data). *Let $n := NM$, with each cell (i, j) a unit in the sample-splitting procedure of Definition 1 (i.e., $I = \{(i, j) : 1 \leq i \leq N, 1 \leq j \leq M\}$), and assume the following:*

1. Two-way CLT—for some $\sigma^2 > 0$,

$$r_n (P_n - P)f_{\eta_0} \xrightarrow{d} \mathcal{N}(0, \sigma^2)$$

with the familiar IID rate $r_n = \sqrt{n}$ (e.g., see Section 4.2 of Chiang et al. (2021) or Section 3 of Davezies et al. (2018)).

2. *Bounded cluster sizes*—there is a constant C such that every row contains at most C columns and every column contains at most C rows.
3. *Regularity of nuisance estimates*—the nuisance learner fitted on S_1 satisfies $P(f_{\eta_0} - f_{\hat{\eta}_{S_1}})^2 = o_P(1)$.

Then, for the split (S_1, S_2) as in Definition 1,

$$(P_{S_2} - P)(f_{\eta_0} - f_{\hat{\eta}_{S_1}}) = o_P(1/\sqrt{n}) ,$$

meaning that the empirical process bias term is negligible. As such, the cross-fitted estimator $P_n f_{\hat{\eta}}$ is \sqrt{n} -consistent and asymptotically normal under two-way clustering with bounded clusters:

$$\sqrt{n}(P_{S_2} f_{\hat{\eta}_{S_1}} - P f_{\eta_0}) \xrightarrow{d} \mathcal{N}(0, \sigma^2) .$$

Proof. Each cell (i, j) is correlated with at most $(C - 1) + (C - 1) \leq 2C$ other cells (those sharing its row and those sharing its column), so the total number of correlated pairs is at most $2Cn = O(n)$, whereas the total number of pairs is n^2 . Lemma 1 should hold because S_1 and S_2 are sampled independently of the data. As for the variance, we apply the same argument as Lemma 2, obtaining

$$\begin{aligned} & \text{Var}\left((P_{S_2} - P)(f_{\eta_0} - f_{\hat{\eta}_{S_1}})\right) \\ & \leq \frac{C}{n_2} \max_{u,v} \text{Cov}\left((f_{\eta_0} - f_{\hat{\eta}_{S_1}})(X_u), (f_{\eta_0} - f_{\hat{\eta}_{S_1}})(X_v)\right) . \end{aligned}$$

By the Cauchy-Schwarz inequality and Assumption 3, $\text{Cov}[(f_{\eta_0} - f_{\hat{\eta}_{S_1}})(X_u), (f_{\eta_0} - f_{\hat{\eta}_{S_1}})(X_v)] = o_P(1)$. This implies that the variance is $o_P(1)/n_2 = o_P(1/n_2)$. Therefore, the empirical process term must be $1/\sqrt{n}$; this is asymptotically negligible by Assumption 1. \square

Simulation. While our theoretical results indicate that the two-way clustering scheme is unnecessary in this context, it may yet confer some finite-sample benefits. To evaluate this, we compare the performance of as-IID and two-way clustering (Chiang et al., 2021) cross-fitting on a two-way clustered dataset with the following set-up:

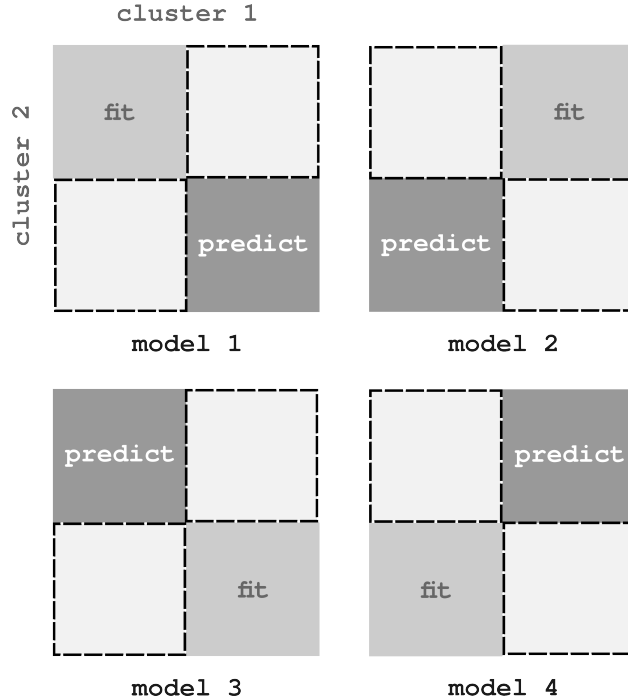


Figure 3: Two-way cross-fitting introduced by Chiang et al. (2021)

Clustered errors:

$$\gamma_i^{(L)}, \nu_j^{(L)}, \gamma_i^{(A)}, \nu_j^{(A)}, \gamma_i^{(Y)}, \nu_j^{(Y)} \sim N(0, 1)$$

Covariates:

$$L_{ij}^{(1)} \sim N(\gamma_i^{(L)} + \nu_j^{(L)}, 1); L_{ij}^{(2)} \sim N(0, 1)$$

$$L_{ij}^{(3)} \sim N(\sin(L_{ij}^{(1)}) + 0.3L_{ij}^{(2)}, 0.5)$$

$$L_{ij}^{(4)} \sim N(\mathbb{I}(L_{ij}^{(1)} > 0)L_{ij}^{(2)}, 0.5); L_{ij}^{(5)} \sim N(1, 2)$$

Treatment assignment mechanism:

$$A_{ij} \sim \text{Ber}\left(\sigma\left(-0.4 + 0.8L_{ij}^{(1)} - 0.7(L_{ij}^{(2)})^2 + 0.5\sin(L_{ij}^{(3)}) + 0.4L_{ij}^{(1)}L_{ij}^{(2)} - 0.5L_{ij}^{(4)}L_{ij}^{(5)} + 0.6\gamma_i^{(A)} - 0.6\nu_j^{(A)}\right)/5\right)$$

Outcome mechanism:

$$Y_{ij} \sim N\left(0.5L_{ij}^{(1)} - 0.4L_{ij}^{(2)} + 0.3(L_{ij}^{(3)})^2 - 0.5\sin(L_{ij}^{(4)}) + 0.4L_{ij}^{(1)}L_{ij}^{(2)} + 0.6\gamma_i^{(Y)} + 0.6\nu_j^{(Y)} + A_{ij} + A_{ij}(0.5\sin(L_{ij}^{(1)}) - 0.5\sin(L_{ij}^{(2)})) + 0.3L_{ij}^{(3)}L_{ij}^{(4)} + 0.4\gamma_i^{(Y)}\nu_j^{(Y)}\right)$$

Across 500 replicates, we estimate the average treatment effect (ATE) using an asymptotically efficient one-step estimator, with nuisance parameters estimated using multivariate adaptive regression splines (Friedman, 1991) with the earth package (Milborrow et al., 2024) to learn the outcome and treatment mechanisms. It is generally understood that data-adaptive machine learning algorithms like these do not fall into a Donsker class (Smith et al., 2025), necessitating cross-fitting. The results of our simulation experiment are shown in Figure 4.

As Figure 4 shows, using two-way clustering decreases the estimator's empirical performance fairly drastically at smaller sample sizes. While as-independent cross-fitting keeps the estimator generally unbiased with low variance,

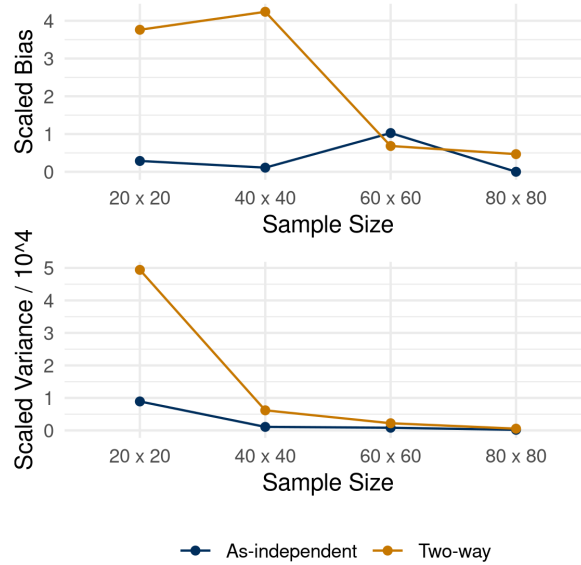


Figure 4: Operating characteristics of one-step ATE estimators in the cluster setting, comparing as-independent sample-splitting to the two-way method of Chiang et al. (2021).

accounting for the correlation structure using two-way splitting from [Chiang et al. \(2021\)](#) yields substantially increased bias and variance at lower sample sizes. These differences disappear asymptotically.

3.2 Network and Spatial Data

Next, we consider data where observations X_i are correlated over an arbitrary network structure with a known adjacency matrix G , such that

$$X_i \perp\!\!\!\perp X_j \quad \text{whenever } G_{ij} = 0.$$

Several works consider causal machine learning in this setting. On one hand, [Emmenegger et al. \(2025\)](#) proposes a cross-fitting method that drops correlated units from training folds (Figure 5). On the other, we have shown that as-independent cross-fitting eliminates the empirical process term in this scenario ([Balkus et al., 2025](#)). We adapt the proof of Corollary 3 from the supplementary material of [Balkus et al. \(2025\)](#).

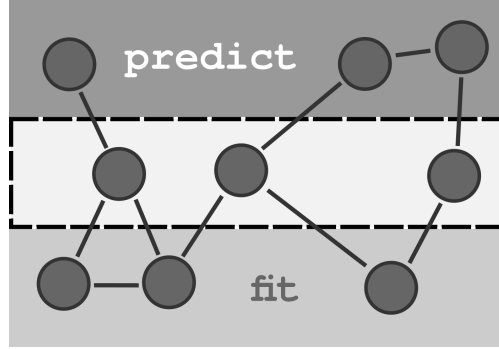


Figure 5: Two-fold version of the cross-fitting method from [Emmenegger et al. \(2025\)](#).

Corollary 3 (as-IID cross-fitting in network data). *Assume that a causal machine learning estimator is constructed using the as-independent sample-splitting scheme of Definition 1, and the following:*

1. *CLT for network-dependent data: $r_n(P_n - P)f_{\eta_0} \xrightarrow{d} \mathcal{N}(0, \sigma^2)$ for some $r_n \geq \sqrt{n/K_n}$; for example, see [Ogburn et al. \(2022\)](#).*
2. *The maximum degree of G grows at rate $K_n \leq r_n^2$.*
3. *Regularity of nuisance estimates—the nuisance learner fitted on S_1 satisfies:*

$$P(f_{\eta_0} - \hat{f}_{\hat{\eta}_{S_1}})^2 = o_P(1)$$

Then, we have that

$$(P_{S_2} - P)(f_{\eta_0} - \hat{f}_{\hat{\eta}_{S_1}}) = o_P(1/r_n).$$

and the cross-fitted estimator is r_n -consistent and asymptotically normal:

$$r_n(P_{S_2} \hat{f}_{\hat{\eta}_{S_1}} - P f_{\eta_0}) \xrightarrow{d} \mathcal{N}(0, \sigma^2).$$

Proof. Unbiasedness still holds by Lemma 1, so we just need to bound the variance. The number of nonzero terms in the right-hand sum is equivalent to the number of entries where $G_{ij} \neq 0$; that is, the number of connected units in the network. Now, suppose that each unit's number of neighbors (correlated units) grows at the maximum rate r_n^2 . In this case, all n units are correlated with K_n other units. Applying a similar argument to Lemma 2,

$$\begin{aligned} & \text{Var}((P_{S_2} - P)(f_{\eta_0} - \hat{f}_{\hat{\eta}_{S_1}})) \\ & \leq \frac{nK_n}{n^2} \max_{i,j} \text{Cov}((f_{\eta_0} - \hat{f}_{\hat{\eta}_{S_1}})(X_i), (f_{\eta_0} - \hat{f}_{\hat{\eta}_{S_1}})(X_j)) \end{aligned}$$

by the inequality given by our first assumption in the corollary. By the Cauchy-Schwarz inequality and Assumption 3, the maximum covariance between predictions is bounded, meaning

$$\text{Cov}((f_{\eta_0} - \hat{f}_{\hat{\eta}_{S_1}})(X_i), (f_{\eta_0} - \hat{f}_{\hat{\eta}_{S_1}})(X_j)) = o_P(1)$$

Putting this together with the rate coefficient, and our assumption that $n/K_n \geq r_n$, we have that $(K_n/n)O_P(1) = o_P(K_n/n) = o_P(1/r_n^2)$. Therefore, by Chebyshev's inequality we must have that $(P_{S_2} - P)(f_{\eta_0} - \hat{f}_{\hat{\eta}_{S_1}}) = o_P(1/r_n)$, which is asymptotically negligible by Assumption 1. \square

This particular corollary provides an example where our result holds even for CLTs or nuisance parameters with rates not necessarily equal to \sqrt{n} . If units represent areal geographies, then G may represent commuting patterns between these geographies. If each unit represents a point in space, then G may denote an adjacency matrix, where units are considered “adjacent” if they are within a certain distance from another unit.

Simulation. We evaluate the use of cross-fitting on an Erdős-Rényi (ER) random network (with $p = 3/n$). This random network has a maximum degree roughly bounded by $\log(n)$ (Bollobas, 2011), which guarantees a network CLT will hold (Ogburn et al., 2022). We estimate an ATE over the network using the following DGP:

$$\begin{aligned} G &\sim \text{ER}(3/n) , \\ W_1 &\sim \text{Beta}(2, 2), W_2 \sim \text{Pois}(10), W_3 \sim \text{Ber}(0.3) , \\ A &\sim \text{Ber}(\sigma(\mu(W)/20 - 1)) , \\ Y &\sim (2A + 1)\mu(W) + G\varepsilon_Y , \end{aligned}$$

where $\mu(W) = 5\mathbb{I}(W_1 > 0.4) - 2\mathbb{I}(W_1 > 0.6) + 3\mathbb{I}(W_1 > 0.7) + (2W_3 - 1)W_2 + 1$, σ denotes the logistic function, and $\varepsilon_Y \sim 2(\text{Beta}(6, 6) - 0.5)$. Hence, the errors of Y are correlated because they result from a sum over neighbors in G ; $\text{Var}(Y | A, W) = \sigma^2(I + G^\top G)$ where σ^2 is the variance of the Beta distribution used to construct ε_Y .

Across 500 replicates, we estimate the ATE using a one-step estimator, with `xgboost` (Chen et al., 2025) used to learn the outcome and treatment mechanisms—another data-adaptive algorithm generally not recognized as Donsker (Smith et al., 2025). The results of this simulation are shown in Figure 6.

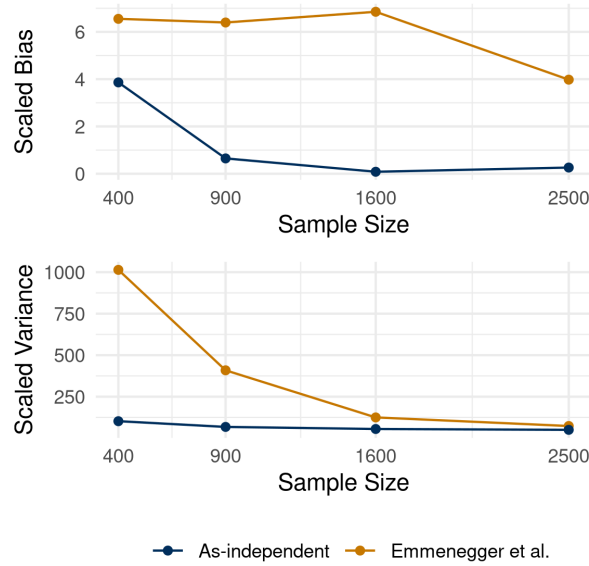


Figure 6: Operating characteristics of one-step ATE estimators in the network setting, comparing as-independent sample splitting to the method of Emmenegger et al. (2025).

Here, as-independent sample-splitting provides a significant benefit, especially in terms of variance. The corresponding estimator achieved low bias and variance compared to the method of Emmenegger et al. (2025)—the negative impact of correlation across folds is outweighed by the impact of dropping data to correct for such an issue. Note that this experiment needed to be run on a relatively sparse graph because, the denser the graph, the harder it becomes to obtain splits with no correlation. Hence, we recommend as-independent sample-splitting in settings with complex correlation structures such as network or spatial data.

3.3 Time Series Data

Finally, we consider the setting where the data consist of a single time series X_t under m -dependence, meaning

$$X_t \perp\!\!\!\perp X_s \quad \text{whenever } |t - s| > m .$$

Causal machine learning in this specific setting was previously discussed by [van der Laan & Malenica \(2018\)](#), though those authors do not discuss cross-fitting. [Semenova et al. \(2023\)](#) also explore causal machine learning for time series, though under a slightly different beta-mixing assumption (rather than m -dependence). While those authors acknowledge that as-independent cross-fitting can work, they propose a “neighbors-left-out” (NLO) method to eliminate the negative effects of units observed close in time being strongly correlated. NLO creates folds with gaps, in time, on either side to decrease the dependence across separate folds (see Figure 7).

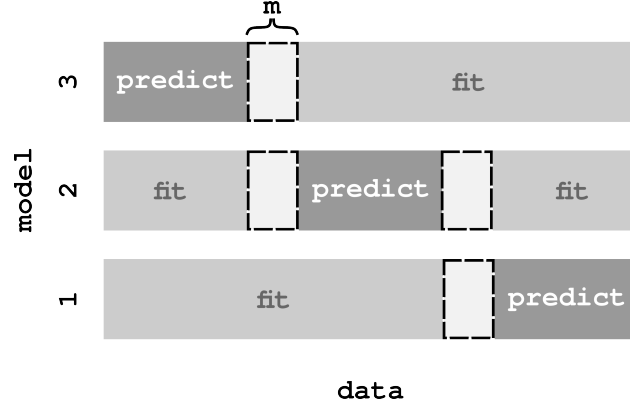


Figure 7: Neighbors-left-out cross-fitting introduced by [Semenova et al. \(2023\)](#).

Corollary 4 (as-IID cross-fit for fixed m -dependent time series). *Let $\{X_t\}_{t=1}^T$ be an m -dependent sequence with m a fixed constant, independent of the length of the series, T . Indexing each unit by its timestamp, $I_T = \{1, \dots, T\}$, and performing an as-IID sample split as in Definition 1, we can assume the following:*

1. Fixed- m CLT: for some σ^2 ,

$$r_T(\mathbb{P}_T - \mathbb{P})f_{\eta_0} \xrightarrow{D} \mathcal{N}(0, \sigma^2) ,$$

with the usual IID rate \sqrt{T} (see [Shumway & Stoffer \(2006\)](#), Appendix A.2).

2. Regularity of nuisance estimates—the nuisance learner fitted on S_1 satisfies:

$$\mathbb{P}(f_{\eta_0} - f_{\hat{\eta}_{S_1}})^2 = o_{\mathbb{P}}(1) .$$

Then, we have that

$$(\mathbb{P}_{S_2} - \mathbb{P})(f_{\eta_0} - f_{\hat{\eta}_{S_1}}) = o_{\mathbb{P}}(1/\sqrt{T}) ,$$

meaning that the cross-fitted estimator is \sqrt{T} -consistent and asymptotically normal:

$$\sqrt{T}(\mathbb{P}_T f_{\hat{\eta}} - \mathbb{P} f_{\eta_0}) \xrightarrow{d} \mathcal{N}(0, \sigma^2) .$$

Proof. Unbiasedness again holds exactly as before, so $\mathbb{P}(\mathbb{P}_{S_2} - \mathbb{P})(f_{\eta_0} - f_{\hat{\eta}_{S_1}}) = 0$ since S_2 is sampled independently of the data. To get a bound on the variance, we first note that by the fixed m -dependence of the sequence, each X_t is correlated with at most $2m$ other observations. So, the total number of correlated pairs among the T units is at most $(2m + 1)T = O(T)$, whereas the total number of possible pairs is T^2 . Hence, Lemma 2 must be satisfied. Since $r_T = \sqrt{T}$, the empirical process bias is $o_{\mathbb{P}}(1/\sqrt{T})$ and therefore asymptotically negligible by Assumption 1. \square

Simulation. For each time point t , we simulate from the following m -dependent DGP, a modified version of Simulation 1 of [van der Laan & Malenica \(2018\)](#), with time lag $m = 4$:

$$\begin{aligned}
 L_{1,t}, \quad L_{3,t} &\sim \text{Ber}(0.5), \quad L_{2,t} \sim \text{DUnif}(1, 2, 3) \\
 A_t &\sim \text{Ber}\left(\sigma\left(\frac{1}{m}(X_t + \sum_{k=t-m}^{t-1} A_k - 0.5)\right)\right) \\
 \text{where } X_t &= \sum_{k=t-m}^{t-1} \frac{0.25}{k+m-t} (2L_{1,k} + L_{2,k} - L_{3,k}) \\
 Y_t &\sim A_t + X_t + 0.3 + 20(\text{Beta}(2, 2) - 0.5)
 \end{aligned}$$

Here $\sigma(\cdot)$ is the sigmoid function, and for all $t \leq m$, $A_t \sim \text{Ber}(0.5)$ and $Y_t \sim 4(\text{Beta}(2, 2) - 0.5)$. In our simulation experiments, we estimated a history-conditional ATE ([van der Laan & Malenica, 2018](#)), learning the outcome and treatment mechanisms using generalized linear models. We provide as input to these models the $T^{1/3}$ most recent lagged values of each covariate. Since the number of covariates grows proportionally to T , this model does not lie in a Donsker class ([Belloni et al., 2012](#); [Wainwright, 2019](#)), necessitating the use of cross-fitting.

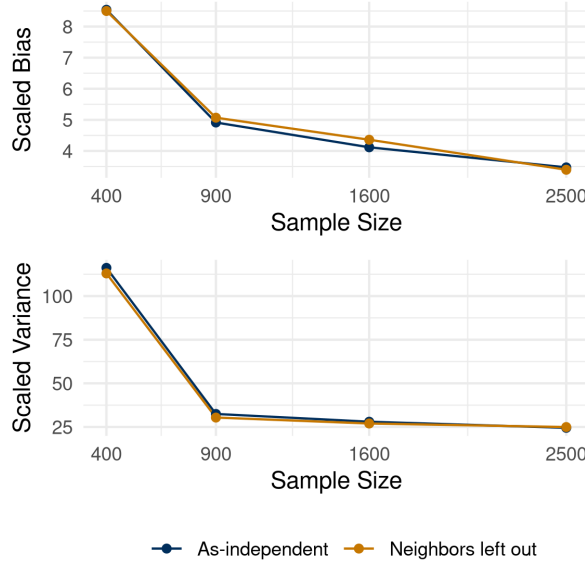


Figure 8: Operating characteristics of one-step ATE estimators in the time series setting, comparing as-independent sample-splitting to the method of [Semenova et al. \(2023\)](#).

We compared as-independent cross-fitting to the NLO method of [Semenova et al. \(2023\)](#). The results are presented in Figure 8. In contrast to previous methods, as-independent cross-fitting performs almost identically in this scenario to cross-fitting designed to accommodate the correlation structure of the data. This is likely due to the relatively small time step yielding a relatively lower number of correlated units.

4 Concluding Remarks

In the field of causal machine learning, recent attention has been drawn to the use of cross-fitting to reduce reliance on empirical process assumptions, which can prove limiting in practice by ruling out certain families of machine learning algorithms for nuisance estimation. Contrary to recent claims and possible intuition, we demonstrate—and codify in our Theorem 1—that cross-fitting accomplishes this goal even when units may be correlated, as in clustered, spatial, and time series data.

The principal requirement for cross-fitting to work here is that the data must contain a limited number of correlated pairs. However, in such settings, the construction of an asymptotically normal estimator typically employs a

dependent-data central limit theorem that *already relies on such an assumption*. Hence, the limitations on the correlation structure needed for cross-fitting to work will almost certainly be satisfied by the same assumptions needed to perform estimation in general. That said, rather than considering the number of correlated units, some areas of statistics consider a *mixing* setting (Semenova et al., 2023), in which every unit is at least somewhat correlated with every other and where dependence weakens at a given rate for units far enough apart. We leave investigation of this setting, which should follow similarly to our theory, as a topic for future work.

Our simulations demonstrate that as-independent cross-fitting tends to match or outperform techniques that discard correlated units. While improved performance of as-independent cross-fitting can probably be ascribed to its use of the entire sample, another explanation may hold. Namely, a consequence of the logic of Theorem 1 is that greater correlation between units within a given fold will result in a greater variance of the empirical process term, and therefore a worse possible finite-sample error bound. Hence, methods that “pack” correlated units in the same fold may inadvertently yield inflated variance. Interestingly, this also implies that a better strategy than as-independent sampling may be to “crack” the correlated units apart, placing them in different folds. Construction of such a strategy will differ drastically across correlation structures; hence, we leave investigation of its efficacy as another topic of future investigation.

Finally, we would like to remind the reader that our results only apply in the context of eliminating the empirical process term that arises in the typical asymptotic analysis of causal machine learning estimators. Correlated units still often pose other issues. For example, variance estimates used for the construction of confidence intervals must be adjusted to account for inter-unit correlation. Furthermore, in many cases it may be unclear how nuisance estimators will behave in the correlated data setting. Work by Davies & van der Laan (2016) suggests that using cross-validation for model selection also works when units are correlated, but the performance of individual prediction algorithms must still be considered with caution. For example, for certain estimands in the time series setting, as-independent splits may not be valid, as allowing prediction algorithms to, for example, use future data to predict the past may not be sensible.

To be sure, correlated data pose numerous challenges for both estimation and inference. Regardless of what other challenges correlated data may pose, we aim here to clarify a common misconception about the purpose and assumptions behind cross-fitting in correlated data settings. We hope that having cross-fitting available “for free”—without the need to engineer bespoke data-splitting strategies—will increase the ease of applying causal machine learning techniques in settings with novel dependence structures.

5 Acknowledgments

The authors thank the National Science Foundation (award no. DGE 2140743) and the Harvard College and Harvard Data Science Initiative’s Summer Program for Undergraduates in Data Science (SPUDS) for supporting this work.

References

- BALKUS, S. V., DELANEY, S. W. & HEJAZI, N. S. (2025). The causal effects of modified treatment policies under network interference. arXiv:2412.02105.
- BELLONI, A., CHEN, D., CHERNOZHUKOV, V. & HANSEN, C. (2012). Sparse models and methods for optimal instruments with an application to eminent domain. *Econometrica* **80**, 2369–2429.
- BICKEL, P. J. (1982). On adaptive estimation. *The Annals of Statistics* **10**.
- BICKEL, P. J., KLAASSEN, C. A., RITOV, Y. & WELLNER, J. A. (1993). *Efficient and Adaptive Estimation for Semiparametric Models*. Johns Hopkins University Press Baltimore.
- BICKEL, P. J. & RITOV, Y. (1988). Estimating integrated squared density derivatives: Sharp best order of convergence estimates. *Sankhyā: The Indian Journal of Statistics, Series A (1961-2002)* **50**, 381–393.
- BOLLOBAS, B. (2011). *Cambridge studies in advanced mathematics: Random graphs series number 73*. Cambridge, England: Cambridge University Press, 2nd ed.
- CHEN, T., HE, T., BENESTY, M., KHOTILOVICH, V., TANG, Y., CHO, H., CHEN, K., MITCHELL, R., CANO, I., ZHOU, T., LI, M., XIE, J., LIN, M., GENG, Y., LI, Y., YUAN, J. & CORTES, D. (2025). *xgboost: Extreme Gradient Boosting*. R package version 3.0.5.1.
- CHERNOZHUKOV, V., CHETVERIKOV, D., DEMIRER, M., DUFLO, E., HANSEN, C., NEWAY, W. & ROBINS, J. (2018). Double/debiased machine learning for treatment and structural parameters. *The Econometrics Journal* **21**, C1–C68.

- CHIANG, H. D., KATO, K., MA, Y. & SASAKI, Y. (2021). Multiway cluster robust double/debiased machine learning. *Journal of Business & Economic Statistics* **40**, 1046–1056.
- CLARKE, P. S. & POLSELLI, A. (2025). Double machine learning for static panel models with fixed effects. *Econometrics Journal*.
- DAVEZIES, L., D’HAULTFOEUILLE, X. & GUYONVARCH, Y. (2018). Asymptotic results under multiway clustering. [arXiv:1807.07925](#).
- DAVIES, M. M. & VAN DER LAAN, M. J. (2016). Optimal spatial prediction using ensemble machine learning. *The International Journal of Biostatistics* **12**, 179–201.
- DUDOIT, S. & VAN DER LAAN, M. J. (2005). Asymptotics of cross-validated risk estimation in estimator selection and performance assessment. *Statistical Methodology* **2**, 131–154.
- EMMENEGGER, C., SPOHN, M.-L., ELMER, T. & BÜHLMANN, P. (2025). Treatment effect estimation with observational network data using machine learning. *Journal of Causal Inference* **13**.
- FRIEDMAN, J. H. (1991). Multivariate adaptive regression splines. *The Annals of Statistics* **19**.
- FUHR, J. & PAPIES, D. (2024). Double machine learning meets panel data—promises, pitfalls, and potential solutions. [arXiv:2409.0126](#).
- HASTIE, T., TIBSHIRANI, R., FRIEDMAN, J. et al. (2009). *The Elements of Statistical Learning*. Springer Series in Statistics New-York.
- KLAASSEN, C. A. (1987). Consistent estimation of the influence function of locally asymptotically linear estimators. *The Annals of Statistics*, 1548–1562.
- KLOSIN, S. & VILGALYS, M. (2023). Estimating continuous treatment effects in panel data using machine learning with a climate application. [arXiv:2207.08789](#).
- KOSOROK, M. R. (2008). *Introduction to empirical processes and semiparametric inference*. Springer.
- MILBORROW, S., HASTIE, T. & TIBSHIRANI, R. (2024). *earth: Multivariate Adaptive Regression Splines*. R package version 5.3.4.
- MOSTELLER, F. & TUKEY, J. W. (1968). Data analysis, including statistics. *Handbook of social psychology* **2**, 638–640.
- NEWAY, W. K. & ROBINS, J. R. (2018). Cross-fitting and fast remainder rates for semiparametric estimation. [arXiv:1801.09138](#).
- OGBURN, E. L., SOFRYGIN, O., DÍAZ, I. & VAN DER LAAN, M. J. (2022). Causal inference for social network data. *Journal of the American Statistical Association* **119**, 597–611.
- PICARD, R. R. & BERK, K. N. (1990). Data splitting. *The American Statistician* **44**, 140–147.
- RABINOWICZ, A. & ROSSET, S. (2020). Cross-validation for correlated data. *Journal of the American Statistical Association* **117**, 718–731.
- SCHICK, A. (1986). On asymptotically efficient estimation in semiparametric models. *The Annals of Statistics* **14**.
- SEMEANOVA, V., GOLDMAN, M., CHERNOZHUKOV, V. & TADDY, M. (2023). Inference on heterogeneous treatment effects in high-dimensional dynamic panels under weak dependence. *Quantitative Economics* **14**, 471–510.
- SHAO, J. (1993). Linear model selection by cross-validation. *Journal of the American Statistical Association* **88**, 486–494.
- SHUMWAY, R. H. & STOFFER, D. S. (2006). *Time series analysis and its applications: with R examples*. Springer.
- SMITH, M. J., PHILLIPS, R. V., MARINGE, C. & LUQUE-FERNANDEZ, M. A. (2025). Performance of cross-validated targeted maximum likelihood estimation. *Statistics in Medicine* **44**.
- STONE, M. (1974). Cross-validated choice and assessment of statistical predictions. *Journal of the Royal Statistical Society Series B: Statistical Methodology* **36**, 111–133.
- STONE, M. (1978). Cross-validation: a review. *Series Statistics* **9**, 127–139.
- VAN DER LAAN, M. J. & MALENICA, I. (2018). Robust estimation of data-dependent causal effects based on observing a single time-series. [arXiv:1809.00734](#).
- VAN DER LAAN, M. J. & ROSE, S. (2011). *Targeted learning: causal inference for observational and experimental data*, vol. 4. Springer.
- VAN DER LAAN, M. J. & ROSE, S. (2018). *Targeted learning in data science*. Springer.

- VAN DER LAAN, M. J. & RUBIN, D. (2006). Estimating function based cross-validation. In *Frontiers In Statistics*. World Scientific, pp. 87–109.
- VAN DER VAART, A. W. (2000). *Asymptotic statistics*, vol. 3. Cambridge University Press.
- WAINWRIGHT, M. J. (2019). *High-Dimensional Statistics: A Non-Asymptotic Viewpoint*. Cambridge University Press.
- ZHANG, P. (1993). Model selection via multifold cross validation. *The Annals of Statistics* **21**.