

BYOL: Bring Your Own Language Into LLMs

Syed Waqas Zamir^{1*}, Wassim Hamidouche^{1*}, Boulbaba Ben Amor²,
Luana Marotti¹, Inbal Becker-Reshef¹, Juan Lavista Ferres¹

¹Microsoft AI for Good Research Lab ²Inception, G42

*Equal contribution

Abstract

Large Language Models (LLMs) exhibit strong multilingual capabilities, yet remain fundamentally constrained by the severe imbalance in global language resources. While over 7,000 languages are spoken worldwide, only a small subset (<100) has sufficient digital presence to meaningfully influence modern LLM training. This disparity leads to systematic underperformance, cultural misalignment, and diminished accessibility for speakers of low-resource and extreme-low-resource languages. To address this gap, we introduce **Bring Your Own Language (BYOL)**, a unified framework that enables scalable, language-aware LLM development tailored to each language’s digital footprint. BYOL begins with a language resource classification—mapping languages into four tiers (Extreme-Low, Low, Mid, High) based on curated web-scale corpora, and uses this classification to determine the appropriate integration strategy. For low-resource languages, we propose a full-stack data refinement and expansion pipeline, combining corpus cleaning, synthetic text generation, continual pretraining, and supervised finetuning. Applied to Chichewa and Māori, this pipeline yields two language-specific LLMs that achieve ~12% average improvement over strong multilingual baselines across 12 benchmarks, while preserving English and multilingual capabilities via weight-space model merging. For extreme-low-resource languages, we introduce a translation-mediated inclusion pathway, demonstrating with Inuktitut that a tailored MT system can deliver +4 BLEU improvement over a commercial baseline, enabling high-accuracy LLM access in settings where direct modeling is otherwise infeasible. Our results show that BYOL offers a practical, extensible, and data-efficient recipe for expanding LLM capabilities to the long tail of the world’s languages. Finally, we release human-translated versions of the Global MMLU-Lite benchmark in Chichewa, Māori, and Inuktitut, and make our codebase and models publicly available at <https://github.com/microsoft/byol>.

1 Introduction

LLMs have achieved remarkable gains across natural language processing tasks, driven by large-scale pretraining on multilingual web corpora [1, 2, 3, 4, 5, 6, 7]. However, they are strongly affected by the uneven distribution of digital text across languages [8, 9]. While over 7,000 languages are spoken worldwide¹, only a small fraction dominates the web (e.g., ~90% of Common Crawl text comes from just twenty languages²). As generative AI increasingly becomes a general-purpose technology, this imbalance makes access to its benefits language-contingent, thereby reinforcing a systematic divide between high-resource languages (with abundant digital text) and low-resource languages (with minimal digital presence) [10, 11].

Crucially, this gap is not merely a quality issue. In countries where most people operate in local languages, a primarily English-centric LLM ecosystem effectively gates the benefits of AI behind a linguistic barrier. Malawi is a concrete illustration: although English is an official language, everyday

¹<https://www.ethnologue.com/>

²<https://commoncrawl.github.io/cc-crawl-statistics/plots/languages.html>

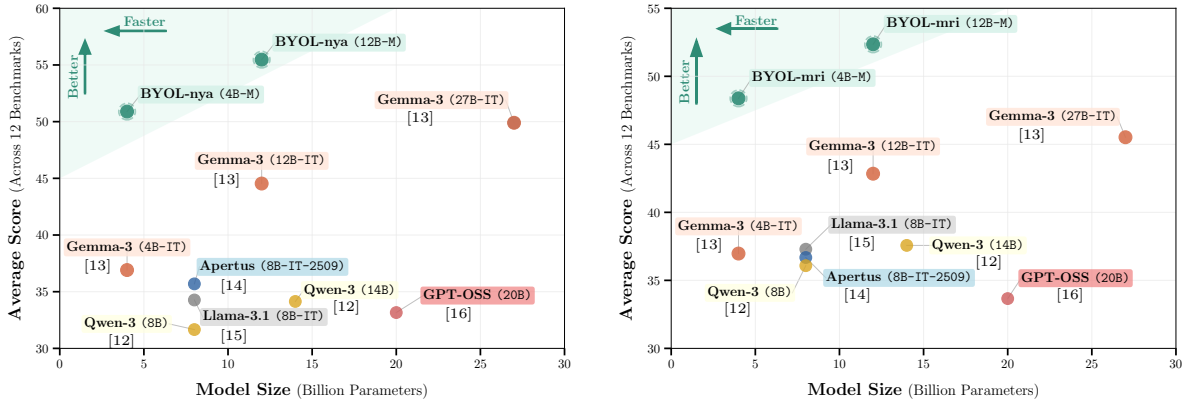


Figure 1: **Performance comparison of LLMs** on Chichewa (left) and Māori (right). On both languages, our BYOL models deliver strong results; notably, the 4B variants outperform the $\sim 7\times$ larger Gemma-3 (27B-IT).

communication is dominated by local languages such as Chichewa; fewer than 4% of the population speaks English, and current LLM support for Chichewa remains limited. Without practical, repeatable ways to bring such languages into LLMs, the resulting imbalance becomes a widening AI diffusion divide [17, 18], with downstream implications for access to AI-enabled services in education, health, legal systems, and economic productivity [19, 20].

The language divide also has broader technical consequences. LLMs trained primarily on English and a small set of high-resource languages show degraded performance on underrepresented languages (Fig. 1), limited grounding in local context, and amplified cultural and epistemic biases [10, 21]. The lack of clean, sufficiently sized corpora constrains multilingual generalization [22, 23, 24, 25]. Even when some data exists, expanding models to include more languages introduces the curse of multilinguality [26, 27, 28, 29], where as language coverage increases, overall performance declines. Despite claims of broad multilingual support, most LLMs are evaluated primarily on high-resource languages, leaving the long tail of Low-Resource Languages (LRLs) untested [30, 31, 21, 25, 14].

Beyond accuracy, speakers of underrepresented languages also face practical disadvantages, including higher inference costs and latency due to inefficient tokenization [32, 33, 34, 35, 14], and exclusion from safety-critical applications [11] as models insufficiently tuned for a language may distort meaning and produce harmful content [36, 37, 11]. Communities in LRL speaking countries [18] also face structural barriers, i.e., limited access to compute, data, and research ecosystems, that further widen the technological gap [38, 39]. Addressing this challenge requires far more than scaling existing multilingual models. We argue that the solution must be a language-centric, efficient model development approach that adapts to each language’s digital footprint, resource quality, and practical constraints.

In this work, we introduce a unified framework, Bring Your Own Language (BYOL), designed to systematically enable LLM capabilities for low-resource and extreme-low-resource languages. **First**, we propose a **language resource classification** framework that maps each language to one of four tiers (Extreme-Low, Low, Mid, High) based on its effective digital footprint in curated web-scale corpora. This classification guides integration strategies: direct *finetuning* for mid/high-resource languages, additional *continual pretraining* for low-resource languages, and *translation-based inclusion* for extreme-low-resource cases. **Second**, for languages with limited noisy but usable corpora (low-resource tier), we develop a **data refinement and expansion pipeline** that cleans, augments, and enhances native-language text to support continual pretraining and downstream finetuning. We demonstrate this pipeline through two full-stack case studies³: a Chichewa LLM (named BYOL-nya) and a Māori LLM (BYOL-mri), each

³Chichewa (ISO 639-3: nya) is a low-resource Bantu language of Malawi, and Māori (ISO 639-3: mri) represents a

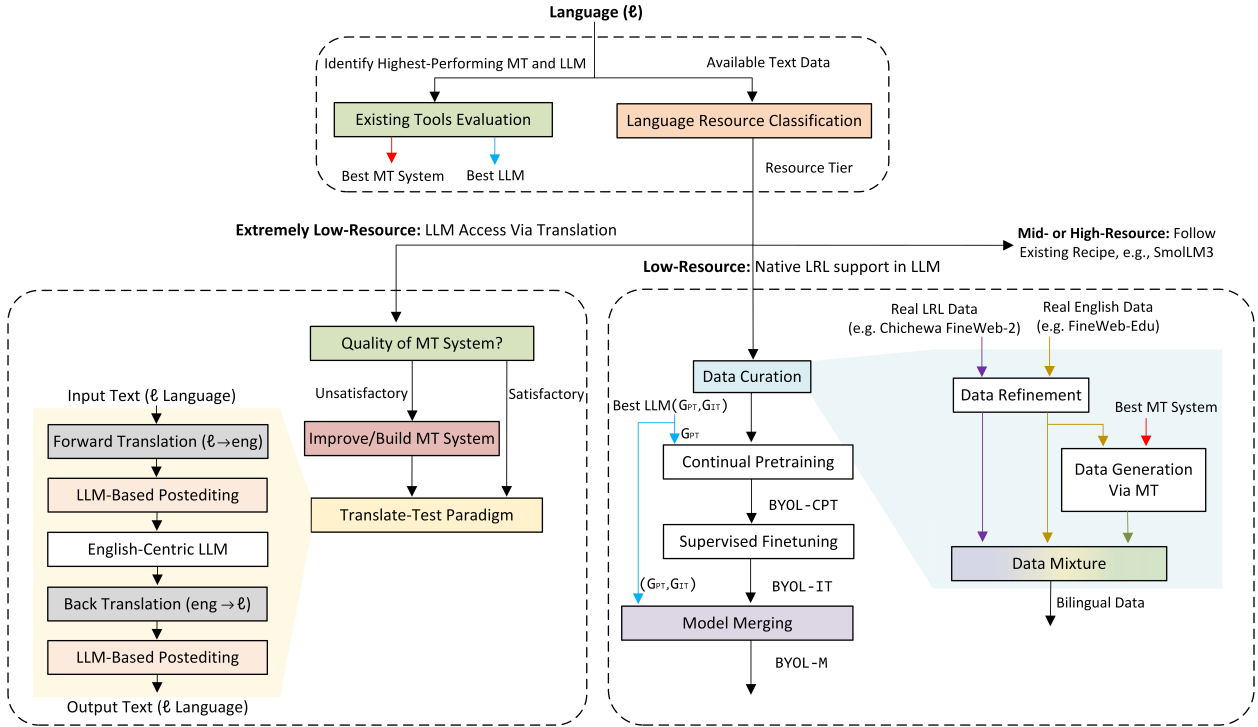


Figure 2: **Overview of the BYOL pipeline.** The system classifies a target language ℓ by resource tier and selects the appropriate adaptation pathway. G_{PT} and G_{IT} denote the base and instruction-tuned variants of the generalist LLM selected through the initial tool evaluation.

achieving roughly 12% average improvement over strong multilingual baselines across 12 benchmarks (Fig. 1). **Third**, for languages with negligible digital presence (*extreme-low-resource* tier), we introduce a **translation-mediated inclusion pathway** that enables access to LLM capabilities via high-quality forward- and back-translation. Using Inuktitut⁴ as a case study, we train a translation system achieving a ~ 4 BLEU improvement over a commercial baseline and show that translation-mediated LLM use yields a $\sim 14\%$ accuracy gain over direct inference. **Finally**, to support open, comparable evaluation for future research, we release *human-translated versions* of Global MMLU-Lite [21] in Chichewa, Māori, and Inuktitut languages. Our overarching goal is to demonstrate a scalable and extensible recipe for supporting the world’s LRLs that, in contrast to generic multilingual scaling, shows the promise of language-aware, resource-adaptive LLM development for *all* languages.

2 Bring Your Own Language (BYOL) Framework

Overall pipeline. Given a target language ℓ , our pipeline (Fig. 2) begins by evaluating existing tools to identify the best-performing LLM and machine translation (MT) systems. Concurrently, a language resource classification module analyzes the amount of text data available for language ℓ and assigns it to one of four tiers: extreme-low-resource, low-resource, mid-resource, or high-resource. This classification determines the route for language adaptation. For **extreme-low-resource languages**, where textual

revitalized Indigenous language of New Zealand. Chichewa and Māori were selected as representative low-resource languages from distinct linguistic families, allowing evaluation across typologically diverse, underserved languages.

⁴Inuktitut (ISO 639-3 code: *iku*) is an Indigenous Inuit language spoken in Inuit Nunangat, Canada.

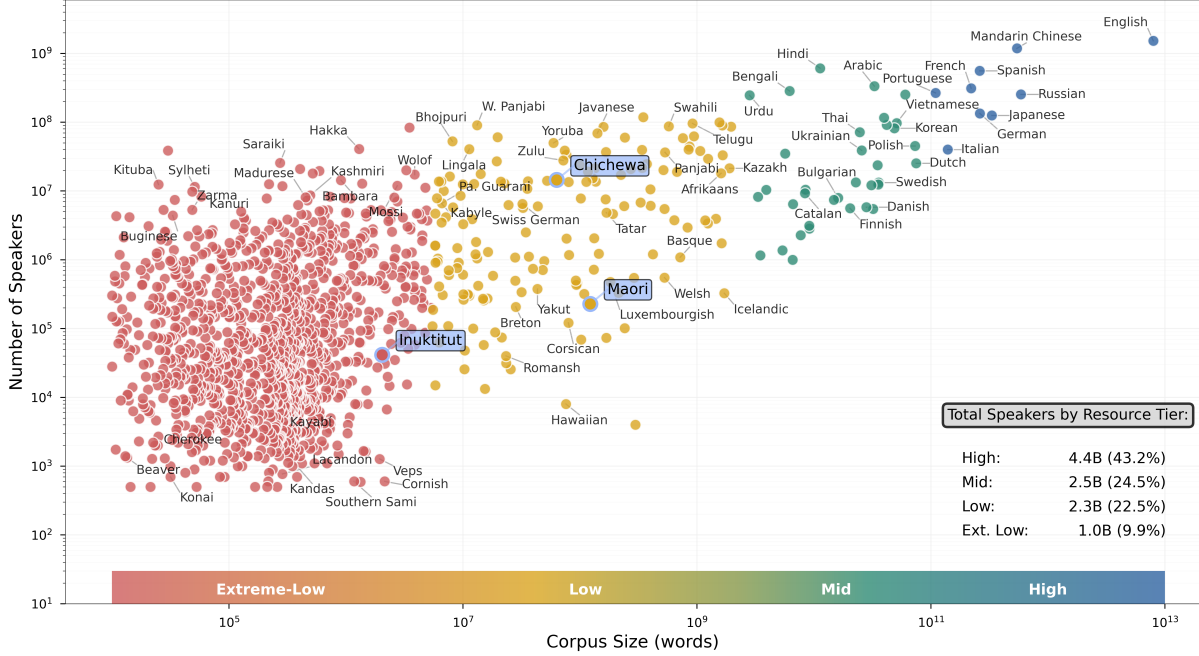


Figure 3: **Language resource classification** derived from FineWeb2 [9]. The continuous color bar shows the full spectrum of digital text availability, while the four discrete resource tiers (Extreme-Low, Low, Mid, High) use interpretable corpus-size boundaries to route languages through the appropriate pathway in the BYOL framework.

data is insufficient for direct adaptation, access to LLM capabilities is enabled through a translation interface that follows the Translate-Test paradigm [40]. For **low-resource languages**, which have limited but usable data, the framework employs a data-centric strategy to enable native LLM support. Languages classified as **mid- or high-resource**, which are typically well represented in multilingual models [41, 16, 13, 12, 42, 15], fall outside the scope of this work.

2.1 Initial Assessment

The assessment stage has two key modules: (1) Language Resource Classification, which assigns ℓ to a resource tier, and (2) Existing Tools Evaluation, which benchmarks the performance of existing MT and LLM systems for ℓ .

2.1.1 Language Resource Classification

The taxonomy of Joshi *et al.* [8] categorizes languages into six resource levels and remains a foundational reference for language classification. However, it predates the modern LLM era, and the web-scale data available for many languages has changed substantially since its publication. We therefore revisit language resource classification using FineWeb2 [9], a curated multilingual corpus derived from and deduplicated across Common Crawl [43]. FineWeb2 provides a consistent estimate of the effective digital footprint for more than 1,000 written languages. For each language, we compute the total word count as a proxy for corpus size and pair it with speaker population to provide a two-dimensional view of digital representation (Fig. 3).

We group languages into four corpus-size tiers using interpretable boundaries that reflect the distribution in Fig. 3 and align with practical distinctions observed in multilingual LLM pretraining [44, 9].

- **Extreme-Low-Resource** ($\leq 5 \times 10^6$ words): Languages with negligible digital presence and

minimal-to-no LLM exposure. For these languages, native integration into LLMs is currently infeasible, and MT-based access is the most practical route.

- **Low-Resource** ($5 \times 10^6 - 2 \times 10^9$ words): Languages with limited but usable textual data, making them candidates for native inclusion in LLMs through targeted continual pretraining.
- **Mid-Resource** ($2 \times 10^9 - 10^{11}$ words): Languages with substantial textual resources and moderate-to-strong LLM coverage, for which light adaptation (e.g., domain-specific finetuning) can typically close most of the remaining task-specific performance gap.
- **High-Resource** ($> 10^{11}$ words): Languages with abundant, high-quality web-scale corpora that enjoy comprehensive LLM support across diverse tasks.

These tier boundaries are indicative rather than absolute, since language resources evolve continuously as new text becomes available. In practice, the effort required for a language to approach reference English performance depends not only on corpus size, but also on linguistic characteristics, writing system, and the extent to which it can benefit from cross-lingual transfer. The continuous color bar in Fig. 3 reflects this spectrum of digital scarcity, while the four tiers introduced in this paper provide a simple, actionable routing scheme that guides the integration choices of the BYOL framework. Figure 3 also shows that speaker population and corpus size are not strictly correlated: some languages with relatively small populations (e.g., Icelandic) have strong web presence, whereas others with millions of speakers (e.g., Saraiki, Kituba) remain digitally underrepresented.

2.1.2 Existing Tools Evaluation: LLMs and MT Systems

The second module identifies which LLMs and MT systems currently support language ℓ and measures their performance. This evaluation serves three purposes. (1) For low-resource languages, MT systems can be used to generate synthetic training data by translating high-quality corpora from pivot languages (e.g., English or Spanish) into ℓ , supplementing limited real text. (2) It identifies the highest-performing LLM with *any* measurable representation of language ℓ , providing a baseline model for subsequent adaptation. (3) For extreme-low-resource languages lacking direct LLM support, MT systems serve as a fallback interface, enabling indirect access to LLM capabilities via translation.

A major challenge is the lack of benchmarking datasets, which affects thousands of languages, as existing resources (e.g., FLORES-200 [45]) cover only a small subset. Creating new parallel benchmarks for each language is prohibitively costly and time-intensive. We therefore adopt a scalable, reference-free evaluation framework.

Round-trip translation as proxy evaluation. We employ the round-trip translation (RTT) strategy [46]. A sentence from a pivot language (e.g., English⁵) is translated into ℓ and then back into the pivot language. The reconstructed sentence is compared with the original source to measure how well meaning is preserved through the round-trip translation cycle. RTT is domain-agnostic in its original form. However, translation quality varies significantly across domains [47, 48, 49, 50]. To address this, we extend RTT with a domain-conditioned evaluation that enables fine-grained analysis of how translation models generalize across different domains. Overall, the process is defined as:

$$\text{RTTScore} = \frac{1}{|D|} \sum_{d \in D} \frac{1}{N_d} \sum_{i=1}^{N_d} \mathcal{M}\left(s_i^{(d)}, \mathcal{T}_{\ell \rightarrow \text{eng}}\left(\mathcal{T}_{\text{eng} \rightarrow \ell}\left(s_i^{(d)}\right)\right)\right), \quad (1)$$

⁵While English is used as an example pivot, any high-resource language that is typologically and culturally closer to the target language can be substituted.

where D is the set of domains, $s_i^{(d)}$ is the i -th sentence sampled from domain d , N_d is the number of sentences in that domain, $\mathcal{T}_{(\cdot)}$ denotes an MT engine or an LLM, and \mathcal{M} represents a fidelity metric such as SacreBLEU [51], chrF++ [52], or embedding-based cosine similarity. To operationalize this framework, we introduce a dedicated benchmark for cross-domain RTT evaluation.

RTTBench-Mono: domain-balanced monolingual dataset. We develop RTTBench-Mono, a 1,250-sentence English dataset across 25 domains from NVIDIA’s taxonomy⁶ after excluding the adult category. For each domain, 50 sentences are generated using Azure OpenAI GPT-4.1 with varying lengths and syntactic complexity. The dataset provides balanced coverage across diverse topics and serves as a standardized source for domain-conditioned RTT evaluation. We validate dataset quality using classifier-based and embedding-based checks; details on validation methodology, prompt design, and the procedure to prevent domain drift are provided in Appendix E.1.

2.2 Low-Resource Pathway: Native Language Support in LLMs

Training an LLM from scratch for a low-resource language is infeasible due to limited text. We therefore begin with a multilingual *generalist* LLM that shows preliminary knowledge of ℓ , identified through the tool-assessment procedure in Sec. 2.1.2. We transform this model into a *language-specific expert* through three stages: continual pretraining, supervised finetuning, and model merging.

Continual pretraining (CPT). FineWeb2 [9] is the primary source of multilingual non-English text for pretraining, but its coverage varies substantially across LRLs (Fig. 3). To expand the corpus, we translate the English FineWeb-Edu dataset [7] into the target ℓ using the best-performing MT system identified in Sec. 2.1.2. This resulting synthetic text is mixed with the real LRL data. We also include a random subset of English FineWeb-Edu to preserve the baseline LLM’s English competence and cross-lingual capabilities in the final model. Although FineWeb2 applies rule-based filtering, its text still contains formatting errors, noise and limited coherence. We therefore refine all the pretraining data through guided rephrasing using a large multilingual LLM. Each text sample is treated as an initial draft and rewritten to improve clarity and structure, while expanding on-topic content. Additionally, toxic and harmful material is removed. The final CPT corpus consists of: (1) refined real LRL text from FineWeb2, (2) synthetic LRL data translated from the refined FineWeb-Edu corpus, and (3) refined real English data from FineWeb-Edu [7]. Further details on CPT dataset construction are provided in B.1, and the data-refinement prompt is given in F.1. We perform CPT separately for each target language using its corresponding bilingual data mixture. This stage strengthens the model’s internal representation of ℓ and mitigates language drift, preventing the model from unintentionally switching to other languages mid-sentence during text generation.

Supervised finetuning (SFT). We assemble a bilingual instruction dataset for SFT. When available for the target language, we source native-language ℓ samples from the Aya dataset [53] and Smol [54]. Because most LRLs lack sufficient instruction data, we translate instruction-response pairs from five high-resource Aya languages, as well as a subset of SmolTalk2 [55], into ℓ . We also include a portion of English instruction data from SmolTalk2 to maintain cross-lingual alignment. Dataset composition is summarized in Appendix B.2. Each CPT model is finetuned on this data mixture to enhance its instruction-following and response-generation capabilities in the target language ℓ .

Model merging. Model merging combines a multilingual generalist model with a language-specific expert directly in weight space. This yields a unified network that gains native proficiency in ℓ while retaining the multilingual behavior of the generalist model. Let G_{PT} and G_{IT} denote the pretrained and instruction-tuned variants of the multilingual generalist model G . Let E_ℓ represent the language expert

⁶<https://huggingface.co/nvidia/domain-classifier>

for ℓ , obtained by applying CPT followed by SFT to G_{PT} . Because all models originate from the same initialization, their parameter spaces remain aligned, allowing linear combination in weight space. We define the merged model as:

$$M(\alpha, \beta) = G_{\text{PT}} + \alpha (G_{\text{IT}} - G_{\text{PT}}) + \beta (E_{\ell} - G_{\text{PT}}), \quad (2)$$

where α and β are positive scaling coefficients. The first term ($G_{\text{IT}} - G_{\text{PT}}$) transfers the instruction-following behavior of the generalist model G , while the second term ($E_{\ell} - G_{\text{PT}}$) injects the language-specific knowledge. This approach brings low-resource language expertise into the baseline LLM while preserving its multilingual and safety behaviors, without requiring additional training or alignment steps [56].

2.3 Extreme-Low-Resource Pathway: LLM Access via Machine Translation

For extreme-low-resource languages, available text is insufficient for direct model adaptation (Fig. 3). LLMs trained on such limited data produce unintelligible outputs if used directly. Therefore, we adopt the *Translate-Test* paradigm [40], where input text is translated into English, processed by an English-centric LLM, and translated back into the source language. This enables access to advanced LLM capabilities even for languages with minimal digital presence. The effectiveness of the Translate-Test approach depends on MT quality: a usable MT system must exist for the target language, and its translations should be sufficiently accurate, since any errors or information loss propagate to the English LLM and degrade final responses. As a case study, we develop an MT system for *Inuktitut*, and integrate it with an LLM.

Sentence alignment in extreme-low-resource languages. Sentence alignment identifies matching sentence pairs across bilingual documents and is critical for MT, as translation models are highly sensitive to noise and misaligned training examples. Existing approaches rely on length-based heuristics [57], lexical overlap [58], or pretrained embedding models [59, 60, 61] that are typically unavailable or unreliable for extreme-low-resource languages. Therefore, we employ a multilingual LLM to perform sentence alignment directly. Even with weak understanding of a given language, an LLM can still leverage structural and contextual cues to detect cross-lingual correspondences. In our pipeline, we use Azure OpenAI GPT-5-chat to extract aligned pairs from bilingual sources such as news articles and children’s books. The full alignment prompt is provided in Appendix F.2.

Synthetic data generation via back-translation. High-quality parallel data is essential for MT training [62, 44]. However, extreme-low-resource languages typically have limited and domain-constrained bitext. We therefore use back-translation [63, 64] to expand the available training data. We first train an initial ℓ -to-English model on the existing bitext and use it to translate monolingual ℓ sentences into English, producing synthetic English paired with human-written ℓ text. The synthetic and real pairs are mixed at a 1:1 ratio [65] to balance quality and diversity.

Since the Translate-Test paradigm requires MT systems in both directions (English-to- ℓ and ℓ -to-English), we construct distinct monolingual corpora for each direction. For the English-to- ℓ model, we rely on monolingual text in ℓ , whose availability varies across languages [9]. For the ℓ -to-English model, we assemble an English corpus by sampling from diverse datasets (e.g., WikiMatrix [66], News Commentary [67], Global Voices [68]); the complete list of datasets is in B.3 (Table 13). The English samples undergo a two-stage cleanup: (1) rule-based filtering to remove duplicates, malformed text, and out-of-range lengths, and (2) LLM-based refinement to eliminate non-English or low-quality sentences and improve clarity while preserving meaning (see prompt for LLM-based refinement in Appendix F.3). The resulting clean English corpus is then back-translated using the English-to- ℓ model.

LLM-based post-editing of MT outputs. MT systems trained on limited data often produce outputs with lexical inaccuracies or subtle word-choice errors, especially across semantically similar domains [69, 70]. In contrast, multilingual LLMs, though performing poorly at *direct* translation in low-resource languages, possess strong general-purpose reasoning capabilities, making them well suited as post-editors for refining MT outputs [70]. We therefore employ Azure OpenAI GPT-5-chat to perform light post-editing, where the model applies minimal corrections to improve grammatical accuracy, lexical precision, and overall fluency while preserving the meaning and structure of the original NMT translation. The LLM is explicitly prompted to avoid unnecessary rephrasing and instead focus on correcting mistranslated words and minor inconsistencies to enhance translation quality. The post-editing prompt template is provided in Appendix F.4.

3 Experiments and Analysis

To demonstrate the effectiveness of our pipeline, we evaluate two pathways: (1) adapting the LLM directly to target low-resource languages, and (2) enabling translation-mediated LLM access for extreme-low-resource languages.

3.1 Direct LLM Adaptation for Chichewa and Māori

3.1.1 Experimental Details

Baseline model selection. We choose Gemma-3 [13] as our starting point due to its stronger performance on Chichewa and Māori, as we shall see in ablation experiments. We compare our adapted models against several LLMs, including Llama-3.1 [15], Qwen-3 [12], GPT-OSS (medium reasoning mode) [16], Apertus [14], and Azure OpenAI GPT-4o.

Training datasets. Our experiments use bilingual data mixtures (English and the target language) in both continual pretraining and supervised finetuning stages. For CPT, the corpus combines real LRL text from FineWeb2 [9], synthetic LRL text obtained by translating the English FineWeb-Edu corpus [7], and English text from FineWeb-Edu [7]. These components are mixed at a 1:1:1 ratio, and all text is refined using the data curation strategy described in Sec. 2.2. The final CPT mixtures contain approximately 433M tokens for Chichewa and 745M tokens for Māori.

For SFT, we assemble a bilingual instruction dataset from several sources. We use native QA pairs from the Aya dataset [53] when available for the target LRL. To increase coverage, we translate Aya QA pairs from five high-resource languages (English, French, Dutch, Spanish, and Italian) into the target language. We also translate SmolTalk2 [55] into the target LRL and include its English samples to maintain cross-lingual alignment. The detailed SFT dataset composition is shown in B.2 (Table 11).

Benchmarking datasets and evaluation metrics. Existing multilingual benchmarks provide little-to-no coverage for most low-resource languages, and Chichewa and Māori are present only in FLORES-200 [62] (translation) and Belebele [71] (reading comprehension). To perform comprehensive evaluation, we introduce professionally translated versions of Global MMLU-Lite [21] for both languages. We further generate machine-translated variants of ten benchmarks: ARC-Easy/Hard [72], MGSM [73], XCOPA [74], StoryCloze [75], PIQA [76], HellaSwag [77], XNLI-2.0 [78], XWinograd [79], and TruthfulQA-Multi [80]. All translated benchmarks are integrated into the `lm-evaluation-harness` framework [81]. We also report English performance of competing models on HumanEval [82], BBH [83], GPQA-Diamond [84], and IFEval [85]. In addition, we run pairwise comparisons using an LLM-as-a-judge setup on MultiWikiQA [86]. Throughout the paper, we report scores for each benchmark/task using its standard evaluation metric (accuracy, BLEU, chrF++, etc.). The average score (reported as a

Table 1: **Base model results on Chichewa** (nya) language benchmarks. Our BYOL-nya (CPT) models yield significant gains, and notably the 4B variant surpasses Gemma-3 (12B-PT), despite being 3× smaller.

Benchmarks		1B – 2B Models				4B – 8B Models				12B+ Models			
		<i>Llama-3.2</i> ^[15] (1B)	<i>Qwen-3</i> ^[12] (1.7B-Base)	<i>Gemma-3</i> ^[13] (1B-PT)	<i>BYOL-nya</i> (1B-CPT)	<i>Llama-3.1</i> ^[15] (8B)	<i>Apertus</i> ^[14] (8B-2509)	<i>Qwen-3</i> ^[12] (8B-Base)	<i>Gemma-3</i> ^[13] (4B-PT)	<i>BYOL-nya</i> (4B-CPT)	<i>Qwen-3</i> ^[12] (14B-Base)	<i>Gemma-3</i> ^[13] (12B-PT)	<i>BYOL-nya</i> (12B-CPT)
Global MMLU-Lite [21]		28.25	32.50	26.75	23.00	43.25	41.75	37.50	50.75	55.25	45.75	60.75	64.50
ARC-Easy [72]		28.66	28.83	29.04	36.66	28.62	31.02	29.63	30.22	48.48	29.00	39.98	51.14
ARC-Hard [72]		22.44	21.93	23.72	27.56	24.06	27.73	23.98	27.13	40.61	25.68	35.41	42.41
MGSM [73]		1.6	7.60	2.00	3.20	8.40	10.40	10.00	17.20	31.60	14.40	44.00	53.20
XCOPA [74]		48.60	52.00	51.80	61.20	51.20	53.20	52.20	57.20	70.00	51.00	60.80	71.20
XStoryCloze [75]		48.38	47.45	50.96	55.79	50.43	53.74	49.11	54.40	65.98	50.83	63.53	67.90
PIQA [76]		51.74	51.25	51.69	58.54	51.74	53.86	51.09	54.57	63.71	52.39	58.27	64.96
HellaSwag [77]		29.19	29.93	29.05	37.13	29.56	31.98	27.81	33.45	47.31	30.69	44.09	51.89
XNLI 2.0 [78]		33.79	33.07	34.19	37.92	33.81	35.01	34.73	37.82	40.32	33.95	40.98	45.21
XWinograd [79]		50.59	49.20	51.34	63.32	50.59	56.15	52.09	54.76	68.34	51.12	61.39	70.37
Belebele [71]		27.56	29.22	28.11	26.00	29.22	38.78	32.33	38.22	45.44	36.56	59.56	61.00
FLORES-200 [62] (nya→eng)	BLEU	2.81	1.03	5.02	14.77	9.40	18.92	2.95	17.28	23.87	6.19	25.59	27.84
	chrF++	19.75	15.26	24.17	38.18	31.38	42.25	21.97	40.37	47.95	27.85	48.91	51.12
FLORES-200 [62] (eng→nya)	BLEU	0.43	0.04	0.40	9.53	0.71	2.16	0.04	2.24	12.79	0.07	9.66	13.82
	chrF++	11.17	2.24	12.90	40.52	13.69	21.98	2.18	23.22	48.66	2.77	41.13	49.47
Average Score		30.90	30.81	31.98	39.16	34.30	38.30	32.66	39.95	51.82	34.77	50.68	57.26

percentage) is computed by normalizing each metric to the $[0, 1]$ range and using chrF++ for the translation task. Details on evaluation benchmarks and metrics are provided in Appendix C.1 (Table 14) for base models, and in Appendix C.2 (Table 15) for instruction-tuned models.

Hyperparameters. We train separate models, BYOL-nya and BYOL-mri, at three different sizes: 1B, 4B, and 12B parameters. All models are optimized with AdamW ($\beta_1 = 0.9$, $\beta_2 = 0.999$) for 4 epochs. The learning rate is set to 2×10^{-5} and gradually reduced to 2×10^{-6} using cosine annealing, with a linear warm-up over the first 3% of training iterations. During training, we set the maximum sequence length to 4096 tokens. We use the same hyperparameters for SFT, except that we use a lower learning rate of 1×10^{-5} and train for 2 epochs.

3.1.2 Performance Evaluation

Base model results. Tables 1 and 2 present base model comparisons on several Chichewa (nya) and Māori (mri) benchmarks. Across both languages, our BYOL models provide consistent gains at similar parameter scales and often surpass significantly larger models. For example, in Table 1, the 4B BYOL-nya model yields a 13.52 point average improvement over the 2× larger Apertus (8B) [14] baseline and a 1.24 gain over the 3× larger Gemma-3 (12B-PT) [13] model. Similarly, Table 2 shows that our BYOL-mri model obtains an average score of 47.72, compared to 44.88 for the Gemma-3 (12B-PT) model, while having 3× fewer parameters. Notably, our continual-pretrained BYOL models achieve these gains while preserving the English performance of the Gemma-3 (PT) baselines; see D (Table 16).

Instruction-tuned model results. Tables 3 and 4 report performance comparisons of our BYOL models against several competing LLMs of varying parameter capacities on Chichewa and Māori benchmarks, respectively. These BYOL models are obtained via supervised finetuning followed by model merging (see Sec. 2.2). For Chichewa, Table 3 shows that our BYOL-nya (4B-M) model obtains an average performance boost of 15.20% over Apertus (8B-Instruct) model, and a 1.00% gain over a ~7× larger model Gemma-3 (27B-IT). Similar trends can be observed for BYOL-mri in Table 4. Despite these strong language-specific improvements, our models also preserve English performance, as shown in Table 17.

Table 2: **Base model results on Māori** (mri) benchmarks. Our BYOL-mri (4B -CPT) model obtains an average score of 47.72 outperforming the Gemma-3 (12B-PT) model, which achieves 44.88.

Benchmarks		1B – 2B Models				4B – 8B Models				12B+ Models			
		<i>Llama-3.2</i> ^[15] (1B)	<i>Qwen-3</i> ^[12] (1.7B-Base)	<i>Gemma-3</i> ^[13] (1B-PT)	<i>BYOL-mri</i> (1B-CPT)	<i>Llama-3.1</i> ^[15] (8B)	<i>Apertus</i> ^[14] (8B-2509)	<i>Qwen-3</i> ^[12] (8B-Base)	<i>Gemma-3</i> ^[13] (4B-PT)	<i>BYOL-mri</i> (4B-CPT)	<i>Qwen-3</i> ^[12] (14B-Base)	<i>Gemma-3</i> ^[13] (12B-PT)	<i>BYOL-mri</i> (12B-CPT)
Global MMLU-Lite [21]		26.75	34.25	22.00	24.25	38.00	35.25	42.00	39.00	45.50	47.00	45.00	49.00
ARC-Easy [72]		25.63	26.05	26.35	30.81	26.60	25.72	26.81	26.52	43.73	26.14	29.50	41.16
ARC-Hard [72]		18.86	19.62	18.52	22.87	20.05	20.90	21.42	21.08	32.17	22.35	23.46	32.59
MGSM [73]		2.00	6.80	0.40	2.80	13.20	15.60	33.20	14.00	24.00	37.60	58.44	52.00
XCOPA [74]		52.60	52.80	52.20	57.00	55.80	54.80	51.80	52.80	60.60	53.60	55.60	61.20
XStoryClozee [75]		47.85	47.78	49.04	56.59	51.36	54.40	51.03	51.75	63.34	52.42	42.80	64.00
PIQA [76]		53.59	53.81	52.45	57.29	54.57	55.44	54.62	54.30	61.86	55.55	56.64	61.43
HellaSwag [77]		26.98	27.16	26.98	30.83	28.23	29.22	27.84	28.68	37.80	28.51	31.78	38.11
XNLI 2.0 [78]		33.57	32.38	32.61	39.36	35.21	36.63	35.85	34.97	44.57	40.98	41.66	44.51
XWinograd [79]		49.41	48.66	49.95	57.33	52.83	53.05	52.30	52.83	59.68	52.19	56.47	62.67
Belebele [71]		26.22	30.44	27.44	27.67	34.78	36.67	43.33	34.44	47.78	48.33	59.11	63.56
FLORES-200 [62] (mri→eng)	BLEU	2.94	0.39	3.37	17.45	16.36	18.93	8.96	14.35	25.93	17.31	23.26	30.15
	chrF++	20.09	10.31	21.11	40.74	40.23	43.21	32.89	37.34	49.78	40.42	46.91	53.04
FLORES-200 [62] (eng→mri)	BLEU	0.51	0.08	0.44	18.16	4.05	5.50	0.21	2.59	24.41	0.55	10.55	25.05
	chrF++	13.24	3.42	14.68	42.69	25.63	27.48	5.05	21.14	49.55	9.03	36.08	49.68
Average Score		24.98	25.55	30.29	37.71	36.65	37.57	36.78	36.07	47.72	39.55	44.88	51.77

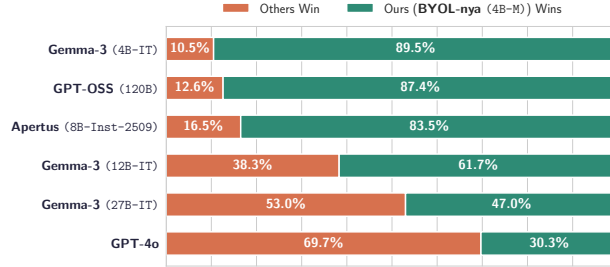
Table 3: **Instruction-tuned model results on Chichewa** (nya) language benchmarks. Zero-shot evaluation on 12 datasets shows our BYOL-nya (M) models consistently achieve state-of-the-art performance.

Benchmarks	4B – 8B Models					12B+ Models				
	<i>Llama-3.1</i> [15] (Instruct-8B)	<i>Apertus</i> [14] (8B-Instr-2509)	<i>Qwen-3</i> [12] (8B)	<i>Gemma-3</i> [13] (4B-IT)	<i>BYOL-nya</i> (4B-M)	<i>Qwen-3</i> [12] (14B)	<i>GPT-OSS</i> [16] (20B)	<i>Gemma-3</i> [13] (12B-IT)	<i>Gemma-3</i> [13] (27B-IT)	<i>BYOL-nya</i> (12B-M)
Global MMLU-Lite [21]	33.30	34.83	36.45	45.36	53.62	38.38	41.47	54.97	62.64	66.15
ARC-Hard chat [72]	26.54	32.51	17.66	33.28	50.43	27.82	31.57	55.38	66.13	64.76
MGSM [73]	8.80	2.40	2.40	11.20	30.00	3.60	3.50	37.60	38.80	40.80
XCOPA [74]	50.40	51.20	51.40	52.20	66.40	54.00	52.20	54.00	54.80	65.60
XStoryClozee [75]	48.97	50.76	48.78	49.31	59.23	51.36	44.87	55.53	58.31	62.61
PIQA [76]	51.41	52.39	51.25	52.77	61.75	52.01	50.44	55.28	58.38	63.76
HellaSwag [77]	29.88	30.58	29.00	29.10	45.32	29.54	25.72	35.08	40.99	49.16
XNLI 2.0 [78]	33.05	35.81	32.63	35.75	38.18	33.41	32.10	38.18	35.67	42.51
XWinograd [79]	51.98	50.80	51.98	52.41	66.42	52.30	50.16	50.37	58.93	66.20
Belebele [71]	27.11	34.56	22.11	29.00	55.00	22.89	21.44	43.22	52.67	62.44
FLORES [62] (nya→eng)	BLEU	8.68	11.53	6.11	11.97	8.38	1.70	20.08	22.84	27.13
	chrF++	30.84	37.71	27.08	35.26	30.57	22.41	44.18	47.51	50.77
FLORES [62] (eng→nya)	BLEU	1.92	1.48	0.46	2.80	0.94	1.00	0.98	8.17	13.65
	chrF++	22.23	18.77	9.95	25.38	14.94	18.70	37.86	44.86	49.43
TruthfulQA [80]	30.97	31.70	30.84	28.76	36.11	33.05	36.47	17.38	29.01	36.96
Average Score	34.27	35.69	31.66	36.91	50.89	34.14	33.16	44.54	49.90	55.47

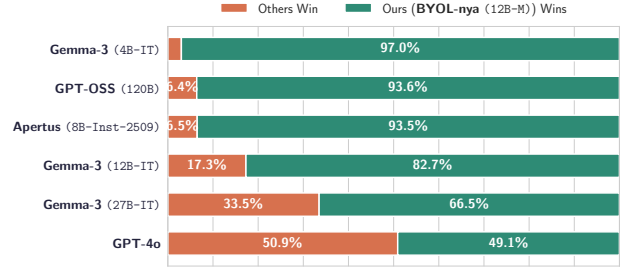
We further evaluate the generative capability of our chat models under an LLM-as-a-judge setting. For 1,000 questions from the MultiWikiQA [86] reading comprehension dataset, we generate responses from all competing LLMs and compare them in a pairwise manner using GPT-5-chat as the judge. The evaluator selects the answer that is closer to the reference under a forced-choice protocol, i.e., no ties allowed. See Annex F.6 for the evaluation prompt template. The win-rate results in Fig. 4 show that our 4B models exceed the performance of substantially larger baselines. The BYOL (12B-M) outputs are consistently preferred by the GPT-5-chat judge across both Chichewa and Māori, surpassing Gemma-3 (27B-IT) and achieving performance on par with GPT-4o.

Table 4: **Instruction-tuned model results on Māori** (mri) benchmarks. Zero-shot evaluation is performed.

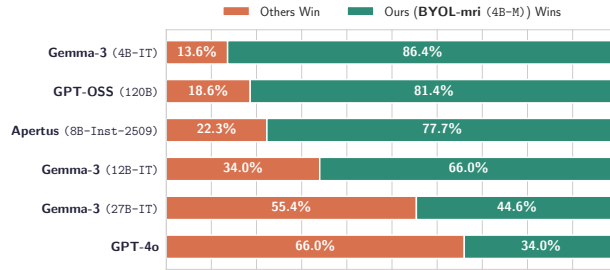
Benchmarks	4B-8B Models					12B+ Models				
	<i>Llama-3.1</i> [15] (<i>Instruct-8B</i>)	<i>Apertus</i> [14] (<i>8B-Inst-2509</i>)	<i>Qwen-3</i> [12] (<i>8B</i>)	<i>Gemma-3</i> [13] (<i>4B-IT</i>)	<i>BYOL-mri</i> (<i>4B-M</i>)	<i>Qwen-3</i> [12] (<i>14B</i>)	<i>GPT-OSS</i> [16] (<i>20B</i>)	<i>Gemma-3</i> [13] (<i>12B-IT</i>)	<i>Gemma-3</i> [13] (<i>27B-IT</i>)	<i>BYOL-mri</i> (<i>12B-M</i>)
Global MMLU-Lite [21]	30.44	31.05	33.27	35.10	47.64	44.68	34.61	43.52	54.64	52.48
ARC-Hard chat [72]	31.91	27.30	34.04	37.50	51.11	35.75	32.85	43.09	49.66	59.22
MGSM [73]	15.20	4.80	7.20	10.80	27.60	1.60	1.60	27.20	41.60	38.80
XCOPA [74]	54.60	52.00	52.60	53.60	57.60	53.60	53.80	54.40	52.80	59.80
XStoryCloze [75]	50.89	50.83	50.03	51.29	57.78	51.03	48.58	54.00	54.53	58.37
PIQA [76]	51.52	56.69	54.13	54.41	60.17	53.70	53.54	53.10	56.37	60.28
HellaSwag [77]	31.20	29.12	27.57	28.21	35.73	28.24	24.80	32.13	31.23	37.46
XNLI 2.0 [78]	35.31	34.13	34.85	33.81	42.55	34.89	34.31	39.50	37.78	42.51
XWinograd [79]	49.52	51.12	50.80	51.55	56.26	49.95	50.37	50.16	51.87	57.33
Belebele [71]	28.00	33.22	22.89	25.56	50.67	22.89	22.00	47.89	50.33	62.78
FLORES [62] (mri→eng)	BLEU	12.78	14.22	11.83	11.64	15.95	1.55	19.82	21.70	28.14
	chrF++	37.28	40.45	35.83	34.60	40.48	21.31	43.90	46.79	52.27
FLORES [62] (eng→mri)	BLEU	6.69	4.42	2.71	5.53	6.00	1.47	11.79	15.40	24.28
	chrF++	30.75	26.50	23.38	28.00	29.34	18.87	36.94	41.51	49.60
TruthfulQA [80]	38.19	39.66	42.47	36.23	42.59	42.23	40.88	31.09	22.64	49.69
Average Score	37.29	36.68	36.08	36.97	48.38	37.57	33.66	42.84	45.52	52.35



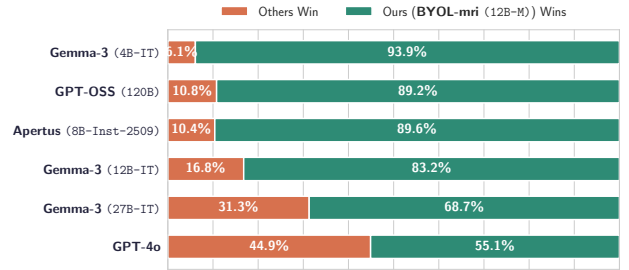
(a) BYOL-nya (4B-M) model performance.



(b) BYOL-nya (12B-M) model performance.



(c) BYOL-mri (4B-M) model performance.



(d) BYOL-mri (12B-M) model performance.

Figure 4: **LLM-as-a-judge win-loss comparisons** on Multi-Wiki-QA [86]. Pairwise evaluations against competing LLMs using GPT-5-chat as the judge. Our BYOL models achieve strong win rates on Chichewa and Māori; in particular, our 12B models, in (b) and (d), surpass Gemma-3 (27B-IT) and perform on par with GPT-4o.

3.1.3 Ablation Studies

We perform ablation experiments on Chichewa using the 4B BYOL model unless mentioned otherwise.

Identifying the baseline LLM and MT system. To determine the base model for adaptation, we evaluate Llama-3.1 [15], Qwen-3 [12], and Gemma-3 [13] on RTTBench-Mono using the round-trip translation approach (Sec. 2.1.2), where English sentences from 25 domains are translated into Chichewa

Table 5: **Baseline LLM selection ablation** on RTTBench-Mono. Gemma-3 performs best and is therefore used for adaptation.

	Llama-3.1 [15] (8B-Instruct)	Qwen-3 [12] (14B)	Gemma-3 [13] (12B-IT)
BLEU \uparrow	3.07	3.33	11.01
chrF++ \uparrow	15.86	20.01	34.21
Similarity \uparrow	28.66	20.29	54.34

Table 6: **MT system selection ablation** on RTTBench-Mono. Azure Translator achieves the best overall performance and leads on 18 of 25 domains; see Fig. 10 for per-domain scores.

	NLLB-200 [62] (3.3B)	MADLAD-400 [44] (7B-MT)	GPT-4o (OpenAI)	Google (Translate)	Azure (Translator)
BLEU \uparrow	18.29	22.91	34.02	42.40	44.94
chrF++ \uparrow	42.76	47.26	59.91	64.95	67.58
Similarity \uparrow	69.54	73.04	84.84	87.21	87.98

Table 7: **Data mixture ablation.** Continual pretraining of the BYOL-nya (4B-CPT) model under different data mixtures is performed. Average score across several datasets is reported; see Table 18 for per-dataset results. Gemma-3 (4B-PT) baseline scores are 39.95 (nya) and 65.17 (eng).

Datasets	Language	C1	C2	C3	C4
FineWeb2 [9]	nya	✓	✗	✗	✗
FineWeb2 [9] \rightarrow Refine (Sec. 2.2)	nya	✗	✓	✓	✓
FineWeb-Edu [7]	eng	✗	✗	✗	✗
FineWeb-Edu [7] \rightarrow Refine (Sec. 2.2)	eng	✗	✗	✓	✓
FineWeb-Edu [7] \rightarrow Refine \rightarrow Translate	eng \rightarrow nya	✗	✗	✗	✓
Average Score	nya	48.77	49.44	49.60	51.82
	eng	64.58	65.24	65.37	65.29

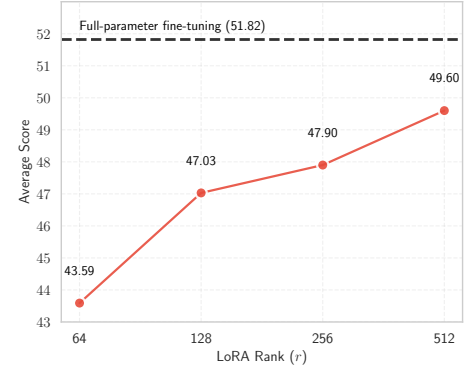


Figure 5: **LoRA vs. full-parameter** CPT of BYOL-nya 4B. LoRA improves with rank but remains below full-parameter tuning (51.82).

and then back into English. We then compare the reconstructed English sentences with the original sentences. Table 5 shows that Gemma-3 achieves the highest BLEU, chrF++, and embedding-similarity scores, and we therefore adopt it as our baseline model.

Using the same RTT setup, we evaluate MT systems and find Azure Translator to be the best performing; Table 6 reports the fidelity scores, and Fig. 10 (in E.2) shows that it leads in 18 of the 25 domains. We use it to generate synthetic Chichewa data by translating English text into Chichewa.

Effect of data mixture. We evaluate four data mixtures for continual pretraining of the 4B BYOL-nya model: C1 uses monolingual raw Chichewa data, C2 replaces it with our refined Chichewa corpus, C3 is a refined bilingual data mixture, and C4 further includes synthetic Chichewa obtained by translating refined English text. Table 7 shows a steady improvement from C1 to C4. C4 provides the best results, increasing the Chichewa average score from 48.77 (C1) to 51.82, while preserving English performance. Per-dataset ablation results are provided in Table 18.

LoRA vs. full-parameter finetuning. We assess the impact on the performance of the 4B BYOL-nya model when updating either all parameters or only low-rank adapters. Figure 5 shows that LoRA [87] performance improves with increasing rank, from 43.59 (r=64) to 49.60 (r=512), but remains below full-parameter tuning, which reaches 51.82. Based on these results, we adopt full-parameter training for all our models.

Impact of model merging. We examine the impact of model merging on multilingual performance by comparing the (1) generalist multilingual model Gemma-3 (IT), (2) language-specialist model BYOL-nya (IT), and (3) merged model BYOL-nya (M) obtained using Eq. (2). Figure 6 shows that the unmerged BYOL-nya (4B-IT) model yields strong gains on Chichewa but degrades performance on many other languages. In contrast, the merged model BYOL-nya (4B-M) restores the multilingual capability of the

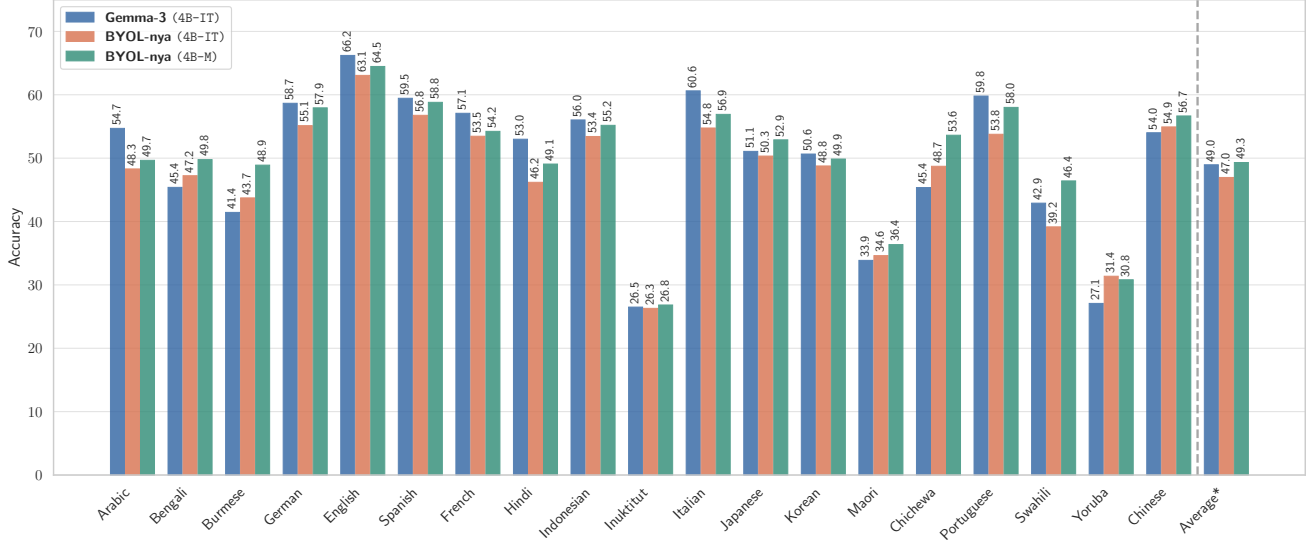


Figure 6: **Impact of model merging on multilingual performance.** Evaluation on Global MMLU-Lite dataset [21]. Average* accuracy excludes English and Chichewa to measure multilingual retention.

Table 8: **Effect of model merging on bias and toxicity.** Merged models BYOL (M) demonstrate safety characteristics much closer to the baseline than the unmerged models BYOL (IT).

Benchmarks	4B					12B				
	Gemma-3 [13] (IT)	BYOL-nya (IT)	BYOL-nya (M)	BYOL-mri (IT)	BYOL-mri (M)	Gemma-3 [13] (IT)	BYOL-nya (IT)	BYOL-nya (M)	BYOL-mri (IT)	BYOL-mri (M)
BBQ [88] ↑	59.34	48.66	54.25	45.80	55.39	67.43	54.37	70.62	58.21	69.33
ToxiGen [89] ↑	81.49	42.45	77.55	43.30	79.47	86.17	60.64	86.49	60.11	86.49
RealToxicity Prompts [90] ↓	0.35	4.79	1.44	5.87	1.53	0.21	4.26	0.85	4.36	0.85

Gemma-3 (IT) model across nearly all languages while retaining the improvements on Chichewa. Overall, model merging enables language-specific specialization without sacrificing multilinguality, showing that the procedure in Eq. (2) effectively balances expert and generalist representations.

In addition to preserving multilingual accuracy, model merging also retains the safety characteristics of the generalist baseline. Table 8 reports bias and toxicity scores for the merged models, BYOL-nya (M) and BYOL-mri (M), compared with their unmerged IT variants, and the baseline Gemma-3 (IT). We evaluate performance on three English benchmarks: BBQ [88] for social bias, and ToxiGen [89] and RealToxicityPrompts [90] for toxicity. The merged models closely match baseline Gemma-3 (IT), whereas the unmerged IT models show the weakest safety performance. This indicates that merging maintains alignment and safety while adding low-resource language expertise, without any additional training or alignment steps.

Choice of model merging weights. Although Eq. (2) uses two coefficients, in the ablation we examine a one-dimensional slice by enforcing $\alpha + \beta = 1$ and reparameterizing $\alpha = 1 - \lambda$ and $\beta = \lambda$, with $\lambda \in [0, 1]$. Figure 7(left) shows that increasing λ steadily improves Chichewa performance, rising from 36.91 at $\lambda = 0$ (the pure generalist baseline) to a peak of 51.73 at $\lambda = 0.7$. English performance follows the opposite trend: it peaks at small λ values (66.38 at $\lambda = 0.3$) and gradually declines as the expert’s influence grows. The bilingual average reaches its best overall score (58.08) at $\lambda = 0.6$, which we use for all merged

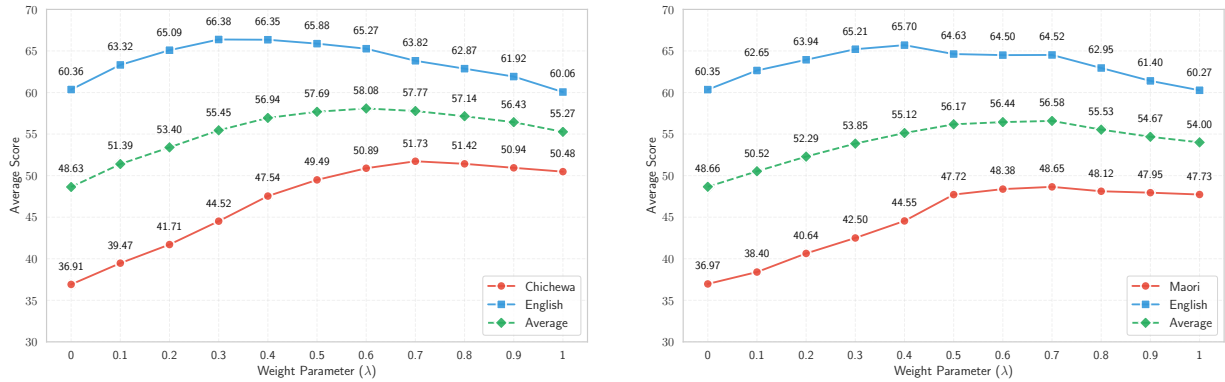


Figure 7: **Effect of model merging weight.** **Left:** BYOL-nya performance on Chichewa. **Right:** BYOL-mri performance on Māori. Target-language accuracy increases with larger λ , while English performance declines; the best overall trade-off occurs near $\lambda = 0.6$.

Chichewa models. A similar pattern appears for Māori, as shown in Fig. 7(right).

3.2 Translation-Mediated LLM Access for Inuktitut

3.2.1 Experimental Details

Implementation details. We train two Transformer models [91]: one for Inuktitut to English translation and one for the reverse direction. Each model uses 9 encoder and 9 decoder layers with an embedding size of 512, 8 attention heads, and feed-forward size of 2048 dimensions. We use the BPE [92] tokenizer with a shared vocabulary of 4096 tokens for both source and target text. We train models using the Adam optimizer [93] for 200K iterations with a batch size of 16K tokens. The learning rate follows the Noam schedule [91] with a 10K-step warmup. For regularization, we apply dropout [94] and label smoothing [95], both set to 0.1. After training, we average the last five checkpoints saved at 5K-step intervals [64].

Datasets. For training the translation models, we use one publicly available dataset, the Nunavut Hansard (NH 3.0) corpus [96], and two internal datasets originating from children’s books and news articles. In addition to these human-translated datasets, we also include synthetic back-translated data collected from various sources [67, 66, 68]. Details on MT datasets are summarized in Appendix B.3. We convert Inuktitut text from syllabics to the romanized version [96]. We apply several filtering operations to clean the data, including removing duplicate sentence pairs, discarding sentences shorter than 3 tokens or longer than 256 tokens, and filtering out pairs with a source–target character length ratio greater than 1.3. We apply on-the-fly data augmentation [97] to improve generalization, including random punctuation removal, diacritic stripping, casing variation, and a copy mechanism that replaces the source sequence with the target sequence to enable identity mapping.

3.2.2 Performance Evaluation

Evaluation of translators. We evaluate the translation accuracy of both LLMs and NMT models in the Inuktitut \leftrightarrow English setting. Results in Table 9 and Table 10 show that our NMT models achieve state-of-the-art performance. Averaged across all datasets, our method provides a 3.64 BLEU gain over Azure Translator when translating into English, and a 4.31 BLEU gain when translating out of English. Among LLMs, the reasoning model (GPT-5) performs better than GPT-4o and GPT-4.1, and 5-shot

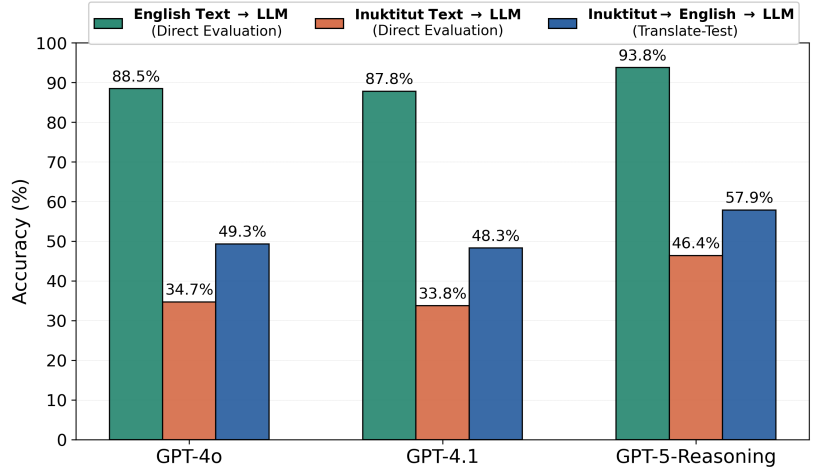
Table 9: **Inuktitut** \rightarrow **English** translation results. BLEU and chrF++: higher is better.

			NH 3.0 [96] (Dev-Test)		NH 3.0 [96] (Test)		News Articles (Internal)		Children Books (Internal)		Average	
			BLEU	chrF++	BLEU	chrF++	BLEU	chrF++	BLEU	chrF++	BLEU	chrF++
LLM	GPT-4o	0-shot	9.59	28.45	11.29	29.90	9.08	32.24	11.02	30.04	10.25	30.16
		5-shot	13.27	31.77	15.35	33.56	12.82	34.49	12.84	31.50	13.57	32.83
	GPT-4.1	0-shot	8.44	27.68	5.59	21.69	7.39	30.88	10.11	29.50	7.88	27.94
		5-shot	12.14	30.76	14.16	32.48	10.39	32.31	12.73	31.26	12.36	31.70
	GPT-5-Reasoning	0-shot	12.80	33.10	14.44	34.99	9.88	34.47	10.79	31.47	12.00	33.51
		5-shot	16.33	35.75	18.02	38.17	12.35	35.94	12.50	32.81	14.80	35.67
NMT	Azure Translator	–	31.31	49.29	34.76	52.11	28.01	49.80	22.56	42.97	29.16	48.54
	Ours	–	35.73	52.44	40.24	55.89	28.49	50.06	26.72	46.48	32.80	51.22

Table 10: **English** \rightarrow **Inuktitut** translation results. BLEU and chrF++: higher is better.

			NH 3.0 [96] (Dev-Test)		NH 3.0 [96] (Test)		News Articles (Internal)		Children Books (Internal)		Average	
			BLEU	chrF++	BLEU	chrF++	BLEU	chrF++	BLEU	chrF++	BLEU	chrF++
LLM	GPT-4o	0-shot	1.13	12.61	1.28	12.01	0.61	13.22	0.50	13.19	0.88	12.76
		5-shot	1.96	16.90	2.56	17.46	1.11	19.93	1.21	16.13	1.71	17.61
	GPT-4.1	0-shot	1.20	14.10	0.97	11.78	0.84	15.68	0.65	15.66	0.92	14.31
		5-shot	2.63	20.69	3.34	21.23	1.68	23.34	2.00	21.50	2.41	21.69
	GPT-5-Reasoning	0-shot	4.43	23.95	5.68	24.42	2.45	24.07	1.91	25.58	3.62	24.51
		5-shot	6.92	29.62	6.61	28.31	3.75	29.20	4.91	29.69	5.55	29.21
NMT	Azure Translator	–	15.14	43.76	17.17	44.69	6.89	42.69	8.57	42.65	11.94	43.45
	Ours	–	18.82	44.59	21.08	46.34	12.27	46.57	14.82	45.29	16.25	45.70

Figure 8: **LLM accuracy on Global MMLU-Lite** [21] under three evaluation settings: (1) English text input, (2) direct Inuktitut text input, and (3) a translation-mediated LLM access (Inuktitut \rightarrow English \rightarrow LLM). Results show a large degradation when evaluating directly in Inuktitut and a notable accuracy recovery when our machine translator is used as an intermediate step.



prompting provides noticeable improvements over zero-shot. However, even with few-shot inference, LLM accuracy remains far below that of dedicated NMT systems.

Evaluation of translation-mediated LLM access. We evaluate how LLMs perform on the Global MMLU-Lite benchmark [21] under three settings: (1) direct English text input, (2) direct Inuktitut text input, and (3) translation-mediated LLM access ((Inuktitut \rightarrow English \rightarrow LLM). Figure 8 shows that while all LLMs are highly accurate in English, their performance drops drastically (over 50%) when prompted directly in Inuktitut, indicating a weak understanding of the language. In contrast, inserting our MT model (Inuktitut \rightarrow English) significantly recovers the lost accuracy in all LLMs. Specifically,

compared to direct Inuktitut inference, translation-mediated access yields gains of 14.6% for GPT-4o, 14.42% for GPT-4.1, and 11.5% for GPT-5 (reasoning).

4 Challenges and Future Work

4.1 LLM Safety in Low-Resource Languages

Model merging helps preserve English-aligned bias and toxicity behaviors in our adapted models, but it is unlikely to guarantee robust multilingual safety on its own. Recent open-weight work notes that safety alignment can be reversed by post-training, motivating stronger a priori data compliance during pretraining and broader, language-specific safety resources [14]. In addition, English-centric safety evaluation can lead to cross-lingual safety leaks, including translation-based jailbreaks [98, 30]. Future work should expand low-resource safety datasets that separately cover harmful requests, bias, and toxicity, combining careful translation/adaptation of English resources with new human-curated, community-developed data that reflects local norms and realistic usage contexts. A complementary direction is to build specialized safety guard models for individual low-resource languages or small language families. Recent guardrails such as Qwen3Guard [99] suggest that language- or family-specific guards for BYOL targets could provide more controllable safety than post-training alignment alone.

4.2 Extension to Multilingual LLMs

This work injected knowledge of a single low-resource language into multilingual 4B/12B models, showing strong target-language gains while largely preserving original capabilities. A natural next step is to move from single-language to multilingual specialization by integrating groups of related or typologically diverse languages [100, 101]. This can be explored by training language-specific experts and merging them into a shared backbone, or by continual pretraining and instruction finetuning on a mixed multilingual dataset. Extending the same pipeline to larger backbones (e.g., Gemma-3 27B [13]) may further improve performance and clarify how benefits scale with model size.

4.3 Extension to Speech

Many extreme-low-resource and LRLs are primarily spoken, making speech the most natural, and sometimes the only interface for accessing LLM-based tools. Future work should therefore extend BYOL beyond text by integrating robust speech-to-text components (and eventually text-to-speech) as front-ends for language-specific adaptation. Recent progress such as Omnilingual Automatic Speech Recognition (ASR) [102] suggests a promising direction with open, extensible multilingual ASR models that scale to 7B parameters and enable rapid extension to new languages. A key next step is to combine such ASR backbones with BYOL-style text adaptation to build efficient end-to-end speech-LLM stacks for low-resource settings. Progress will likely depend on expanding high-quality speech-text data and improving robustness to real-world conditions such as noise, code-switching, and multi-speaker audio.

4.4 Data Scarcity

We extended Global MMLU-Lite [21] from 16 to 19 languages by adding high-quality, human-expert translations for Chichewa, Māori, and Inuktitut. In parallel, our partnership with the Government of Nunavut enabled the collection of high-quality, culturally grounded paired Inuktitut-English data. These contributions strengthen evaluation coverage and provide locally grounded bilingual resources, but translation alone is unlikely to reduce the broader bias of LLMs toward low-resource languages.

More generally, data scarcity remains a central limitation: many LRLs still lack sufficient pretraining text, high-quality instruction and safety data, and robust language-specific evaluation sets [103]. Future work should prioritize sustained, community-driven data creation across modalities, supported by strong data governance.

5 Conclusion

In this paper, we proposed BYOL, an open framework for bringing LRLs into LLMs. BYOL is guided by two key inputs: (i) an initial assessment of existing AI tools to identify the most suitable open-weight LLMs and MT systems for a target language, and (ii) a language digital-resource classification that assigns each language to one of four levels, Extreme-Low, Low, Mid, and High, based on the volume of available web-scale text. The classification determines the integration strategy: direct instruction fine-tuning for mid- and high-resource languages, additional continual pretraining for low-resource languages, and translation-based inclusion for extreme-low-resource settings. The best tools identified through the initial assessment were then used to support data curation and to serve as baseline models for training within the selected pathway. Using BYOL, we instantiated the Low-resource path for Chichewa and Māori and trained two families of language-centric models, yielding four models—BYOL-*nya* (M) and BYOL-*mri* (M) at 4B and 12B parameters. Across 12 benchmarks, these models achieved an average improvement of around 12% over a strong multilingual baseline. Under LLM-as-a-judge evaluation, BYOL-*nya* (12B-M) and BYOL-*mri* (12B-M) performed on par with GPT-4o on a question-answering benchmark, establishing a new state of the art among open models for Chichewa and Māori. For languages with extremely limited digital presence, we further explored translation-mediated inclusion on Inuktitut by training a neural machine translation system that yielded approximately +4 BLEU over a commercial baseline across three datasets, and showed that translation-mediated LLM use yields a ~14% accuracy gain over direct inference. Finally, we released human-translated versions of Global MMLU-Lite in Chichewa, Māori, and Inuktitut, improving the reliability of multiple-choice LLM evaluation for these languages. Looking ahead, we hope BYOL will provide the NLP community with a practical, open recipe for extending LLM support to additional underrepresented languages and for releasing the data, models, and benchmarks needed to advance inclusive multilingual AI.

6 Acknowledgments

We would like to thank the Government of Nunavut, Canada, for their support and guidance on the Inuktitut language. Their collaboration enabled the human-expert translation of Global MMLU-Lite into Inuktitut and the collection of new paired English–Inuktitut data.

References

- [1] L. Gao, S. Biderman, S. Black, L. Golding, T. Hoppe, C. Foster, J. Phang, H. He, A. Thite, N. Nabeshima, *et al.*, “The pile: An 800gb dataset of diverse text for language modeling,” *arXiv:2101.00027*, 2020.
- [2] M. Weber, D. Fu, Q. Anthony, Y. Oren, S. Adams, A. Alexandrov, X. Lyu, H. Nguyen, X. Yao, V. Adams, *et al.*, “RedPajama: an open dataset for training large language models,” *Advances in neural information processing systems*, 2024.
- [3] J. Abadji, P. Ortiz Suarez, L. Romary, and B. Sagot, “Towards a cleaner document-oriented multilingual crawled corpus,” in *Proceedings of the Thirteenth Language Resources and Evaluation Conference*, 2022.
- [4] D. Soboleva, F. Al-Khateeb, R. Myers, J. R. Steeves, J. Hestness, and N. Dey, “SlimPajama: a 627b token cleaned and deduplicated version of redpajama,” *Cerebras Blog*, 2023.
- [5] G. Penedo, Q. Malartic, D. Hesslow, R. Cojocaru, H. Alobeidli, A. Cappelli, B. Pannier, E. Almazrouei, and J. Launay, “The RefinedWeb dataset for Falcon LLM: Outperforming curated corpora with web data only,” in *Advances in Neural Information Processing Systems*, 2024.
- [6] L. Soldaini, R. Kinney, A. Bhagia, D. Schwenk, and Others, “Dolma: an open corpus of three trillion tokens for language model pretraining research,” in *Proceedings of the 62nd Annual Meeting of the Association for Computational Linguistics (Volume 1: Long Papers)*, 2024.
- [7] G. Penedo, H. Kydlíček, A. Lozhkov, M. Mitchell, C. A. Raffel, L. Von Werra, T. Wolf, *et al.*, “The fineweb datasets: Decanting the web for the finest text data at scale,” *Advances in Neural Information Processing Systems*, 2024.
- [8] P. Joshi, S. Santy, A. Budhiraja, K. Bali, and M. Choudhury, “The state and fate of linguistic diversity and inclusion in the NLP world,” in *Proceedings of the 58th Annual Meeting of the Association for Computational Linguistics*, 2020.
- [9] G. Penedo, H. Kydlíček, V. Sabolčec, B. Messmer, N. Foroutan, A. H. Kargaran, C. Raffel, M. Jaggi, L. Von Werra, and T. Wolf, “FineWeb2: One pipeline to scale them all—adapting pre-training data processing to every language,” *arXiv:2506.20920*, 2025.
- [10] “The ai language gap: Considerations on the multilingual capabilities of ai language models,” tech. rep., Cohere Labs, 2024. Policy Primer.
- [11] A. Peppin, J. Kreutzer, A. S. Sebag, K. Marchisio, B. Ermis, J. Dang, S. Cahyawijaya, S. Singh, S. Goldfarb-Tarrant, V. Aryabumi, *et al.*, “The multilingual divide and its impact on global ai safety,” *arXiv:2505.21344*, 2025.
- [12] A. Yang, A. Li, B. Yang, B. Zhang, B. Hui, B. Zheng, B. Yu, C. Gao, C. Huang, C. Lv, *et al.*, “Qwen3 technical report,” *arXiv:2505.09388*, 2025.
- [13] G. Team, A. Kamath, J. Ferret, S. Pathak, N. Vieillard, R. Merhej, S. Perrin, T. Matejovicova, A. Ramé, M. Rivière, *et al.*, “Gemma 3 technical report,” *arXiv:2503.19786*, 2025.
- [14] A. Hernández-Cano, A. Hägele, A. H. Huang, A. Romanou, A.-J. Solergibert, B. Pasztor, B. Messmer, D. Garbaya, E. F. Durech, I. Hakimi, *et al.*, “Apertus: Democratizing open and compliant llms for global language environments,” *arXiv:2509.14233*, 2025.

- [15] A. Grattafiori, A. Dubey, A. Jauhri, A. Pandey, A. Kadian, A. Al-Dahle, A. Letman, A. Mathur, A. Schelten, A. Vaughan, *et al.*, “The Llama 3 herd of models,” *arXiv:2407.21783*, 2024.
- [16] S. Agarwal, L. Ahmad, J. Ai, S. Altman, A. Applebaum, E. Arbus, R. K. Arora, Y. Bai, B. Baker, H. Bao, *et al.*, “gpt-oss-120b & gpt-oss-20b model card,” *arXiv preprint arXiv:2508.10925*, 2025.
- [17] A. Misra, J. Wang, S. McCullers, K. White, and J. L. Ferres, “Measuring AI diffusion: A population-normalized metric for tracking global ai usage,” *arXiv:2511.02781*, 2025.
- [18] A. Misra, S. W. Zamir, W. Hamidouche, I. Becker-Reshef, and J. Lavista Ferres, “AI diffusion in low resource language countries,” *arXiv:2511.02752*, 2025.
- [19] R. Appel, P. McCrory, A. Tamkin, M. McCain, T. Neylon, and M. Stern, “The anthropic economic index report: Uneven geographic and enterprise ai adoption,” tech. rep., Anthropic, 2025. Accessed: 2025-10-06.
- [20] T. Patwardhan, R. Dias, E. Proehl, G. Kim, M. Wang, O. Watkins, S. P. Fishman, M. Aljubbeh, P. Thacker, L. Fauconnet, N. S. Kim, P. Chao, S. Miserendino, G. Chabot, D. Li, M. Sharman, A. Barr, A. Glaese, and J. Tworek, “GDPVal: Evaluating ai model performance on real-world economically valuable tasks,” tech. rep., OpenAI, 2025. Accessed: 2025-10-06.
- [21] S. Singh, A. Romanou, C. Fourrier, D. I. Adelani, J. G. Ngui, D. Vila-Suero, P. Limkonchotiwat, K. Marchisio, W. Q. Leong, Y. Susanto, *et al.*, “Global MMLU: Understanding and addressing cultural and linguistic biases in multilingual evaluation,” *arXiv:2412.03304*, 2024.
- [22] C. Holtermann, P. Röttger, T. Dill, and A. Lauscher, “Evaluating the elementary multilingual capabilities of large language models with MultiQ,” in *Findings of the Association for Computational Linguistics: ACL 2024*, 2024.
- [23] P. Maini, V. Dorna, P. Doshi, A. Carranza, F. Pan, J. Urbanek, P. Burstein, A. Fang, A. Deng, A. Abbas, *et al.*, “BeyondWeb: lessons from scaling synthetic data for trillion-scale pretraining,” *arXiv:2508.10975*, 2025.
- [24] W. Xuan, R. Yang, H. Qi, Q. Zeng, Y. Xiao, and Others, “MMLU-ProX: a multilingual benchmark for advanced large language model evaluation,” *arXiv:2503.10497*, 2025.
- [25] S. Ahuja, D. Aggarwal, V. Gumma, I. Watts, A. Sathe, M. Ochieng, R. Hada, P. Jain, M. Ahmed, K. Bali, *et al.*, “MEGAVERSE: Benchmarking large language models across languages, modalities, models and tasks,” in *Proceedings of the 2024 Conference of the North American Chapter of the Association for Computational Linguistics: Human Language Technologies (Volume 1: Long Papers)*, 2024.
- [26] T. A. Chang, C. Arnett, Z. Tu, and B. Bergen, “When is multilinguality a curse? language modeling for 250 high- and low-resource languages,” in *Proceedings of the 2024 Conference on Empirical Methods in Natural Language Processing*, 2024.
- [27] N. Arivazhagan, A. Bapna, O. Firat, D. Lepikhin, M. Johnson, M. Krikun, M. X. Chen, Y. Cao, G. F. Foster, C. Cherry, W. Macherey, Z. Chen, and Y. Wu, “Massively multilingual neural machine translation in the wild: Findings and challenges,” *arXiv:1907.05019*, 2019.
- [28] A. Conneau, K. Khandelwal, N. Goyal, V. Chaudhary, G. Wenzek, F. Guzmán, E. Grave, M. Ott, L. Zettlemoyer, and V. Stoyanov, “Unsupervised cross-lingual representation learning at scale,” in *Proceedings of the 58th Annual Meeting of the Association for Computational Linguistics*, 2020.

- [29] J. Pfeiffer, N. Goyal, X. V. Lin, X. Li, J. Cross, S. Riedel, and M. Artetxe, “Lifting the curse of multilinguality by pre-training modular transformers,” in *Proceedings of the 2022 Conference of the North American Chapter of the Association for Computational Linguistics (NAACL)*, 2022.
- [30] A. Üstün, V. Aryabumi, Z. Yong, W.-Y. Ko, D. D’souza, G. Onilude, N. Bhandari, S. Singh, H.-L. Ooi, A. Kayid, F. Vargus, P. Blunsom, S. Longpre, N. Muennighoff, M. Fadaee, J. Kreutzer, and S. Hooker, “Aya Model: an instruction finetuned open-access multilingual language model,” in *Proceedings of the 62nd Annual Meeting of the Association for Computational Linguistics (Volume 1: Long Papers)*, 2024.
- [31] D. I. Adelani, J. Ojo, I. A. Azime, J. Y. Zhuang, J. O. Alabi, X. He, M. Ochieng, S. Hooker, A. Bukula, E.-S. A. Lee, C. I. Chukwuneke, H. Buzaaba, B. K. Sibanda, G. K. Kalipe, J. Mukiibi, S. Kabongo Kabenamualu, F. Yuehgoh, M. Setaka, L. Ndoela, N. Odu, R. Mabuya, S. Osei, S. H. Muhammad, S. Samb, T. K. Guge, T. V. Sherman, and P. Stenetorp, “IrokoBench: A new benchmark for African languages in the age of large language models,” in *Proceedings of the 2025 Conference of the Nations of the Americas Chapter of the Association for Computational Linguistics: Human Language Technologies (Volume 1: Long Papers)*, 2025.
- [32] O. Ahia, S. Kumar, H. Gonen, J. Kasai, D. Mortensen, N. Smith, and Y. Tsvetkov, “Do all languages cost the same? tokenization in the era of commercial language models,” in *Proceedings of the 2023 Conference on Empirical Methods in Natural Language Processing (EMNLP)*, 2023.
- [33] C. Arnett and B. Bergen, “Why do language models perform worse for morphologically complex languages?,” in *Proceedings of the 31st International Conference on Computational Linguistics*, 2025.
- [34] C. Arnett, “There is no such thing as a tokenizer-free lunch.” <https://huggingface.co/blog/catherinearnett/in-defense-of-tokenizers>, 2025. Hugging Face Community Article.
- [35] D. Abagyan, A. R. Salamanca, A. F. Cruz-Salinas, K. Cao, H. Lin, A. Locatelli, M. Fadaee, A. Üstün, and S. Hooker, “One tokenizer to rule them all: Emergent language plasticity via multilingual tokenizers,” *arXiv:2506.10766*, 2025.
- [36] Y. Deng, W. Zhang, S. J. Pan, and L. Bing, “Multilingual jailbreak challenges in large language models,” in *Proceedings of the International Conference on Learning Representations (ICLR)*, 2024.
- [37] Z.-X. Yong, C. Menghini, and S. H. Bach, “Low-resource languages jailbreak gpt-4,” *arXiv:2310.02446*, 2023.
- [38] OECD, “Ai language models: Technological, socio-economic and policy considerations,” Tech. Rep. 352, Organisation for Economic Co-operation and Development, 2023.
- [39] W. Nekoto, V. Marivate, T. Matsila, T. Fasubaa, T. Fagbohunge, S. O. Akinola, S. Muhammad, S. Kabongo Kabenamualu, S. Osei, F. Sackey, R. A. Niyongabo, R. Macharm, P. Ogayo, O. Ahia, M. M. Berhe, M. Adeyemi, M. Mokgesi-Seling, L. Okegbemi, L. Martinus, K. Tajudeen, K. Degila, K. Ogueji, K. Siminyu, J. Kreutzer, J. Webster, J. T. Ali, J. Abbott, I. Orife, I. Ezeani, I. A. Dangana, H. Kamper, H. Elshahar, G. Duru, G. Kioko, M. Espoir, E. van Biljon, D. Whitenack, C. Onyefuluchi, C. C. Emezue, B. F. P. Dossou, B. Sibanda, B. Bassey, A. Olabiyi, A. Ramkilowan, A. Öktem, A. Akinfaderin, and A. Bashir, “Participatory research for low-resourced machine

- translation: A case study in African languages,” in *Findings of the Association for Computational Linguistics: EMNLP 2020*, 2020.
- [40] M. Artetxe, V. Goswami, S. Bhosale, A. Fan, and L. Zettlemoyer, “Revisiting machine translation for cross-lingual classification,” in *Proceedings of the 2023 Conference on Empirical Methods in Natural Language Processing*, 2023.
 - [41] M. Abdin, J. Aneja, H. Behl, S. Bubeck, and Others, “Phi-4 technical report,” *arXiv:2412.08905*, 2024.
 - [42] A. Liu, B. Feng, B. Xue, B. Wang, B. Wu, C. Lu, C. Zhao, C. Deng, C. Zhang, C. Ruan, *et al.*, “Deepseek-v3 technical report,” *arXiv:2412.19437*, 2024.
 - [43] Common Crawl. <https://commoncrawl.org>. Accessed: 2025-10-21.
 - [44] S. Kudugunta, I. Caswell, B. Zhang, X. Garcia, D. Xin, A. Kusupati, R. Stella, A. Bapna, and O. Firat, “Madlad-400: A multilingual and document-level large audited dataset,” *Advances in Neural Information Processing Systems*, 2023.
 - [45] NLLB Team, M. R. Costa-jussà, J. Cross, O. Çelebi, *et al.*, “Scaling neural machine translation to 200 languages,” *Nature*, 2024.
 - [46] T. Y. Zhou, Q. Xu, X. He, and T. Cohn, “Rethinking round-trip translation for machine translation evaluation,” in *Findings of the Association for Computational Linguistics: EMNLP 2023*, 2023.
 - [47] H. Koretaka, T. Kajiwara, A. Fujita, and T. Ninomiya, “Mitigating domain mismatch in machine translation via paraphrasing,” in *Proceedings of the 10th Workshop on Asian Translation*, 2023.
 - [48] D. Saunders and S. DeNeefe, “Domain adapted machine translation: What does catastrophic forgetting forget and why?,” in *Proceedings of the 2024 Conference on Empirical Methods in Natural Language Processing*, 2024.
 - [49] J. Shen, P.-J. Chen, M. Le, J. He, J. Gu, M. Ott, M. Auli, and M. Ranzato, “The source-target domain mismatch problem in machine translation,” in *Proceedings of the 16th Conference of the European Chapter of the Association for Computational Linguistics*, 2021.
 - [50] D. Saunders, “Domain adaptation and multi-domain adaptation for neural machine translation: A survey,” *Journal of Artificial Intelligence Research*, 2022.
 - [51] M. Post, “A call for clarity in reporting BLEU scores,” in *Proceedings of the Third Conference on Machine Translation: Research Papers*, 2018.
 - [52] M. Popović, “chrF++: words helping character n-grams,” in *Proceedings of the Second Conference on Machine Translation*, 2017.
 - [53] S. Singh, F. Vargus, D. D’souza, B. F. Karlsson, A. Mahendiran, and Others, “Aya Dataset: an open-access collection for multilingual instruction tuning,” in *Proceedings of the 62nd Annual Meeting of the Association for Computational Linguistics (Volume 1: Long Papers)*, 2024.
 - [54] I. Caswell, E. Nielsen, J. Luo, C. Cherry, G. Kovacs, H. Shemtov, P. Talukdar, D. Tewari, B. M. Diane, K. M. Doumbouya, *et al.*, “SMOL: professionally translated parallel data for 115 under-represented languages,” *arXiv:2502.12301*, 2025.

- [55] E. Bakouch, L. Ben Allal, A. Lozhkov, N. Tazi, L. Tunstall, C. M. Patiño, E. Beeching, A. Roucher, A. J. Reedi, Q. Gallouédec, K. Rasul, N. Habib, C. Fourrier, H. Kydlicek, G. Penedo, H. Larcher, M. Morlon, V. Srivastav, J. Lochner, X.-S. Nguyen, C. Raffel, L. von Werra, and T. Wolf, “SmolLM3: smol, multilingual, long-context reasoner,” *Hugging Face Blog*, 2025.
- [56] S. Huang, P. Li, Y. Hsu, K. Chen, Y. T. Lin, S. Hsiao, R. Tsai, and H. Lee, “Chat Vector: A Simple Approach to Equip LLMs with Instruction Following and Model Alignment in New Languages,” in *Proceedings of the 62nd Annual Meeting of the Association for Computational Linguistics*, 2024.
- [57] W. A. Gale and K. W. Church, “A program for aligning sentences in bilingual corpora,” *Computational Linguistics*, 1993.
- [58] R. C. Moore, “Fast and accurate sentence alignment of bilingual corpora,” in *Proceedings of the 5th Conference of the Association for Machine Translation in the Americas (AMTA 2002)*, 2002.
- [59] B. Thompson and P. Koehn, “Vecalign: Improved sentence alignment in linear time and space,” in *Proceedings of the 2019 Conference on Empirical Methods in Natural Language Processing and the 9th International Joint Conference on Natural Language Processing (EMNLP-IJCNLP)*, 2019.
- [60] F. Feng, Y. Yang, D. Cer, N. Arivazhagan, and W. Wang, “Language-agnostic BERT sentence embedding,” in *Proceedings of the 60th Annual Meeting of the Association for Computational Linguistics (Volume 1: Long Papers)*, 2022.
- [61] K. Heffernan, O. Çelebi, and H. Schwenk, “Bitext mining using distilled sentence representations for low-resource languages,” in *Findings of the Association for Computational Linguistics: EMNLP 2022*, 2022.
- [62] M. R. Costa-Jussà, J. Cross, O. Çelebi, M. Elbayad, K. Heafield, K. Heffernan, E. Kalbassi, J. Lam, D. Licht, J. Maillard, *et al.*, “No language left behind: Scaling human-centered machine translation,” *arXiv:2207.04672*, 2022.
- [63] R. Sennrich, B. Haddow, and A. Birch, “Improving neural machine translation models with monolingual data,” in *Proceedings of the 54th Annual Meeting of the Association for Computational Linguistics*, 2016.
- [64] S. Edunov, M. Ott, M. Auli, and D. Grangier, “Understanding back-translation at scale,” in *Proceedings of the 2018 Conference on Empirical Methods in Natural Language Processing*, 2018.
- [65] R. Haque, Y. Moslem, and A. Way, “Terminology-aware sentence mining for nmt domain adaptation: Adapt’s submission to the adap-mt 2020 english-to-hindi ai translation shared task,” in *Proceedings of the 17th International Conference on Natural Language Processing (ICON): Adapt MT 2020 Shared Task*, 2020.
- [66] H. Schwenk, V. Chaudhary, S. Sun, H. Gong, and F. Guzmán, “WikiMatrix: Mining 135M parallel sentences in 1620 language pairs from Wikipedia,” in *Proceedings of the 16th Conference of the European Chapter of the Association for Computational Linguistics: Main Volume*, 2021.
- [67] J. Tiedemann, “Parallel data, tools and interfaces in opus,” in *Proceedings of the 8th International Conference on Language Resources and Evaluation (LREC’12)*, 2012.
- [68] K. Nguyen and H. Daumé III, “Global Voices: Crossing borders in automatic news summarization,” in *Proceedings of the 2nd Workshop on New Frontiers in Summarization*, 2019.

- [69] A. Bapna, I. Caswell, J. Kreutzer, O. Firat, D. van Esch, A. Siddhant, M. Niu, P. N. Baljekar, X. Garcia, W. Macherey, T. Breiner, V. S. Axelrod, J. Riesa, Y. Cao, M. Chen, K. Macherey, M. Krikun, P. Wang, A. Gutkin, A. Shah, Y. Huang, Z. Chen, Y. Wu, and M. R. Hughes, “Building machine translation systems for the next thousand languages,” technical report, Google Research, 2022.
- [70] E. Nielsen, I. R. Caswell, J. Luo, and C. Cherry, “Alligators all around: Mitigating lexical confusion in low-resource machine translation,” in *Proceedings of the 2025 Conference of the Nations of the Americas Chapter of the Association for Computational Linguistics: Human Language Technologies (Volume 2: Short Papers)*, 2025.
- [71] L. Bandarkar, D. Liang, B. Muller, M. Artetxe, S. N. Shukla, D. Husa, N. Goyal, A. Krishnan, L. Zettlemoyer, and M. Khabsa, “The belebele benchmark: a parallel reading comprehension dataset in 122 language variants,” in *Proceedings of the 62nd Annual Meeting of the Association for Computational Linguistics (Volume 1: Long Papers)*, 2024.
- [72] P. Clark, I. Cowhey, O. Etzioni, T. Khot, A. Sabharwal, C. Schoenick, and O. Tafjord, “Think you have solved question answering? try arc, the ai2 reasoning challenge,” *arXiv:1803.05457*, 2018.
- [73] F. Shi, M. Suzgun, M. Freitag, X. Wang, S. Srivats, S. Vosoughi, H. W. Chung, Y. Tay, S. Ruder, D. Zhou, *et al.*, “Language models are multilingual chain-of-thought reasoners,” *arXiv:2210.03057*, 2022.
- [74] E. M. Ponti, G. Glavaš, O. Majewska, Q. Liu, I. Vulić, and A. Korhonen, “XCOPA: A multilingual dataset for causal commonsense reasoning,” in *Proceedings of the 2020 Conference on Empirical Methods in Natural Language Processing (EMNLP)*, 2020.
- [75] X. V. Lin, T. Mihaylov, M. Artetxe, T. Wang, S. Chen, D. Simig, M. Ott, N. Goyal, S. Bhosale, J. Du, *et al.*, “Few-shot learning with multilingual language models,” *arXiv:2112.10668*, 2021.
- [76] Y. Bisk, R. Zellers, J. Gao, Y. Choi, *et al.*, “PIQA: reasoning about physical commonsense in natural language,” in *Proceedings of the AAAI conference on artificial intelligence*, 2020.
- [77] R. Zellers, A. Holtzman, Y. Bisk, A. Farhadi, and Y. Choi, “HellaSwag: can a machine really finish your sentence?,” *arXiv:1905.07830*, 2019.
- [78] A. K. Upadhyay and H. K. Upadhya, “XNLI 2.0: improving xnli dataset and performance on cross lingual understanding (XLU),” in *2023 IEEE 8th International Conference for Convergence in Technology (I2CT)*, 2023.
- [79] A. Tikhonov and M. Ryabinin, “It’s all in the heads: Using attention heads as a baseline for cross-lingual transfer in commonsense reasoning,” *arXiv:2106.12066*, 2021.
- [80] S. Lin, J. Hilton, and O. Evans, “TruthfulQA: Measuring how models mimic human falsehoods,” *arXiv:2109.07958*, 2021.
- [81] L. Gao, J. Tow, B. Abbasi, S. Biderman, S. Black, A. DiPofi, C. Foster, L. Golding, J. Hsu, A. Le Noac’h, H. Li, K. McDonell, N. Muennighoff, C. Ociepa, J. Phang, L. Reynolds, H. Schoelkopf, A. Skowron, L. Sutawika, E. Tang, A. Thite, B. Wang, K. Wang, and A. Zou, “The language model evaluation harness,” *Zenodo*, 2024.

- [82] M. Chen, J. Tworek, H. Jun, Q. Yuan, H. P. d. O. Pinto, J. Kaplan, H. Edwards, Y. Burda, N. Joseph, G. Brockman, *et al.*, “Evaluating large language models trained on code,” *arXiv:2107.03374*, 2021.
- [83] M. Suzgun, N. Scales, N. Schärli, S. Gehrmann, Y. Tay, H. W. Chung, A. Chowdhery, Q. V. Le, E. H. Chi, D. Zhou, *et al.*, “Challenging big-bench tasks and whether chain-of-thought can solve them,” *arXiv:2210.09261*, 2022.
- [84] D. Rein, B. L. Hou, A. C. Stickland, J. Petty, R. Y. Pang, J. Dirani, J. Michael, and S. R. Bowman, “GPQA: a graduate-level google-proof q&a benchmark,” in *First Conference on Language Modeling*, 2024.
- [85] J. Zhou, T. Lu, S. Mishra, S. Brahma, S. Basu, Y. Luan, D. Zhou, and L. Hou, “Instruction-following evaluation for large language models,” *arXiv:2311.07911*, 2023.
- [86] D. S. Smart, “MultiWikiQA: a reading comprehension benchmark in 300+ languages,” *arXiv:2509.04111v1*, 2025.
- [87] E. J. Hu, Y. Shen, P. Wallis, Z. Allen-Zhu, Y. Li, S. Wang, L. Wang, and W. Chen, “LoRA: Low-rank adaptation of large language models,” in *International Conference on Learning Representations*, 2022.
- [88] A. Parrish, A. Chen, N. Nangia, V. Padmakumar, J. Phang, J. Thompson, P. M. Htut, and S. Bowman, “BBQ: A hand-built bias benchmark for question answering,” in *Findings of the Association for Computational Linguistics: ACL 2022*, 2022.
- [89] T. Hartvigsen, S. Gabriel, H. Palangi, M. Sap, D. Ray, and E. Kamar, “ToxiGen: A large-scale machine-generated dataset for implicit and adversarial hate speech detection,” in *Proceedings of the 60th Annual Meeting of the Association for Computational Linguistics*, 2022.
- [90] S. Gehman, S. Gururangan, M. Sap, Y. Choi, and N. A. Smith, “RealToxicityPrompts: Evaluating neural toxic degeneration in language models,” in *Findings of the Association for Computational Linguistics: EMNLP 2020*, 2020.
- [91] A. Vaswani, N. Shazeer, N. Parmar, J. Uszkoreit, L. Jones, A. N. Gomez, L. u. Kaiser, and I. Polosukhin, “Attention is all you need,” in *Advances in Neural Information Processing Systems*, 2017.
- [92] R. Sennrich, B. Haddow, and A. Birch, “Neural machine translation of rare words with subword units,” in *Proceedings of the 54th annual meeting of the association for computational linguistics*, 2016.
- [93] D. P. Kingma and J. Ba, “Adam: A method for stochastic optimization,” in *International Conference on Learning Representations*, 2015.
- [94] N. Srivastava, G. E. Hinton, A. Krizhevsky, I. Sutskever, and R. Salakhutdinov, “Dropout: A simple way to prevent neural networks from overfitting,” *Journal of Machine Learning Research*, 2014.
- [95] C. Szegedy, V. Vanhoucke, S. Ioffe, J. Shlens, and Z. Wojna, “Rethinking the inception architecture for computer vision,” in *IEEE Conference on Computer Vision and Pattern Recognition (CVPR)*, 2016.

- [96] E. Joanis, R. Knowles, R. Kuhn, S. Larkin, P. Littell, C.-k. Lo, D. Stewart, and J. Micher, “The Nunavut Hansard Inuktitut–English parallel corpus 3.0 with preliminary machine translation results,” in *Proceedings of the Twelfth Language Resources and Evaluation Conference*, 2020.
- [97] M. Post, T. Gowda, R. Grundkiewicz, H. Khayrallah, R. Jain, and M. Junczys-Dowmunt, “SO-TASTREAM: A streaming approach to machine translation training,” *arXiv:2308.07489*, 2023.
- [98] L. Shen, W. Tan, S. Chen, Y. Chen, J. Zhang, H. Xu, B. Zheng, P. Koehn, and D. Khashabi, “The language barrier: Dissecting safety challenges of LLMs in multilingual contexts,” in *Findings of the Association for Computational Linguistics: ACL 2024*, 2024.
- [99] H. Zhao, C. Yuan, F. Huang, X. Hu, Y. Zhang, A. Yang, B. Yu, D. Liu, J. Zhou, J. Lin, *et al.*, “Qwen3Guard technical report,” *arXiv:2510.14276*, 2025.
- [100] P. H. Martins, P. Fernandes, J. Alves, N. M. Guerreiro, R. Rei, D. M. Alves, J. Pombal, A. Farajian, M. Faysse, M. Klimaszewski, *et al.*, “EuroLLM: Multilingual language models for europe,” *Procedia Computer Science*, 2025.
- [101] L. Dou, Q. Liu, F. Zhou, C. Chen, Z. Wang, Z. Jin, Z. Liu, T. Zhu, C. Du, P. Yang, *et al.*, “Sailor2: Sailing in south-east asia with inclusive multilingual llms,” *arXiv:2502.12982*, 2025.
- [102] A. Omnilingual, G. Keren, A. Kozhevnikov, Y. Meng, C. Ropers, M. Setzler, S. Wang, I. Adebara, M. Auli, C. Balioglu, *et al.*, “Omnilingual ASR: open-source multilingual speech recognition for 1600+ languages,” *arXiv:2511.09690*, 2025.
- [103] A. Romanou, N. Foroutan, A. Sotnikova, Z. Chen, S. H. Nelaturu, S. Singh, R. Maheshwary, M. Altomare, M. A. Haggag, A. Amayuelas, *et al.*, “Include: Evaluating multilingual language understanding with regional knowledge,” *arXiv:2411.19799*, 2024.
- [104] H. Kydliček, G. Penedo, and L. von Werra, “FinePDFs.” <https://huggingface.co/datasets/HuggingFaceFW/finepdfs>, 2025. Hugging Face dataset.
- [105] O. De Gibert, G. Nail, N. Arefyev, M. Bañón, J. Van Der Linde, S. Ji, J. Zaragoza-Bernabeu, M. Aulamo, G. Ramírez-Sánchez, A. Kutuzov, *et al.*, “A new massive multilingual dataset for high-performance language technologies,” *arXiv:2403.14009*, 2024.
- [106] T. Nguyen, C. V. Nguyen, V. D. Lai, H. Man, N. T. Ngo, F. Dernoncourt, R. A. Rossi, and T. H. Nguyen, “CulturaX: A cleaned, enormous, and multilingual dataset for large language models in 167 languages,” in *Proceedings of the 2024 Joint International Conference on Computational Linguistics, Language Resources and Evaluation (LREC-COLING 2024)*, 2024.
- [107] H. Laurençon, L. Saulnier, T. Wang, C. Akiki, A. Villanova del Moral, T. Le Scao, L. Von Werra, C. Mou, E. González Ponferrada, H. Nguyen, *et al.*, “The bigscience roots corpus: A 1.6 tb composite multilingual dataset,” *Advances in Neural Information Processing Systems*, 2022.
- [108] G. Wenzek, M.-A. Lachaux, A. Conneau, V. Chaudhary, F. Guzmán, A. Joulin, and E. Grave, “CCNet: Extracting high quality monolingual datasets from web crawl data,” in *Proceedings of the Twelfth Language Resources and Evaluation Conference*, 2020.
- [109] L. Xue, N. Constant, A. Roberts, M. Kale, R. Al-Rfou, A. Siddhant, A. Barua, and C. Raffel, “mT5: a massively multilingual pre-trained text-to-text transformer,” in *Proceedings of NAACL*, 2021.

- [110] L. Burchell, O. D. G. Bonet, N. Arefyev, M. Aulamo, M. Bañón, P. Chen, M. Fedorova, L. Guillou, B. Haddow, J. Hajic, *et al.*, “An expanded massive multilingual dataset for high-performance language technologies (HPLT),” in *Proceedings of the 63rd Annual Meeting of the Association for Computational Linguistics*, 2025.
- [111] M. Aloui, H. Chouikhi, G. Chaabane, H. Kchaou, and C. Dhaouadi, “101 billion arabic words dataset,” *arXiv:2405.01590*, 2024.
- [112] M. S. U. R. Khan, P. Mehta, A. Sankar, U. Kumaravelan, S. Doddapaneni, S. Jain, A. Kunchukuttan, P. Kumar, R. Dabre, M. M. Khapra, *et al.*, “IndicLLMSuite: a blueprint for creating pre-training and fine-tuning datasets for indian languages,” *arXiv:2403.06350*, 2024.
- [113] P. Shantipriya, L. Kusum, P. Shakshi, and M. Sanskruti, “Building pre-train llm dataset for the indic languages: A case study on hindi,” *arXiv:2407.09855v1*, 2024.
- [114] M. Faysse, P. Fernandes, N. M. Guerreiro, A. Loison, D. M. Alves, C. Corro, N. Boizard, J. Alves, R. Rei, P. H. Martins, *et al.*, “CroissantLLM: a truly bilingual french-english language model,” *arXiv:2402.00786*, 2024.
- [115] M. Turker, M. E. Ari, and A. Han, “Vbart: The turkish llm,” *arXiv:2403.01308*, 2024.
- [116] X. Du, Z. Yu, S. Gao, D. Pan, Y. Cheng, Z. Ma, R. Yuan, X. Qu, J. Liu, T. Zheng, *et al.*, “Chinese tiny llm: Pretraining a chinese-centric large language model,” *arXiv:2404.04167*, 2024.
- [117] V. Aryabumi, J. Dang, D. Talupuru, S. Dash, D. Cairuz, H. Lin, B. Venkitesh, M. Smith, J. A. Campos, Y. C. Tan, *et al.*, “Aya 23: Open weight releases to further multilingual progress,” *arXiv:2405.15032*, 2024.
- [118] G. Team, M. Riviere, S. Pathak, P. G. Sessa, C. Hardin, S. Bhupatiraju, L. Hussenot, T. Mesnard, B. Shahriari, A. Ramé, *et al.*, “Gemma 2: Improving open language models at a practical size,” *arXiv:2408.00118*, 2024.
- [119] H. W. Chung, N. Constant, X. Garcia, A. Roberts, Y. Tay, S. Narang, and O. Firat, “Unimax: Fairer and more effective language sampling for large-scale multilingual pretraining,” *arXiv:2304.09151*, 2023.
- [120] M. Ali, M. Fromm, K. Thellmann, J. Ebert, A. A. Weber, R. Rutmann, C. Jain, M. Lübbering, D. Steinigen, J. Leveling, *et al.*, “Teuken-7b-base & teuken-7b-instruct: Towards european llms,” *arXiv:2410.03730*, 2024.
- [121] N. Sengupta, S. K. Sahu, B. Jia, S. Katipomu, H. Li, F. Koto, W. Marshall, G. Gosal, C. Liu, Z. Chen, *et al.*, “Jais and jais-chat: Arabic-centric foundation and instruction-tuned open generative large language models,” *arXiv:2308.16149*, 2023.
- [122] M. Choudhury, S. Chauhan, R. J. Das, D. Sahnan, X. Han, *et al.*, “Llama-3-Nanda-10B-Chat: An open generative large language model for hindi,” *arXiv:2504.06011*, 2025.
- [123] O. Gouvert, J. Hunter, J. Louradour, C. Cerisara, E. Dufraisse, Y. Sy, L. Rivière, J.-P. Lorré, and O.-F. community, “The lucie-7b llm and the lucie training dataset: Open resources for multilingual language generation,” *arXiv:2503.12294*, 2025.
- [124] R. Luukkonen, J. Burdge, E. Zosa, A. Talman, V. Komulainen, V. Hatanpää, P. Sarlin, and S. Pyysalo, “Porro 34b and the blessing of multilinguality,” *arXiv:2404.01856*, 2024.

- [125] Barcelona Supercomputing Center (Projecte AINA), “Àguila-7b: An open-source llm for catalan and spanish.” Project technical release / model documentation, 2023.
- [126] F. Koto, R. Joshi, N. Mukhituly, and Others, “Sherkala-Chat: Building a state-of-the-art llm for kazakh in a moderately resourced setting,” *arXiv:2503.01493*, 2025.
- [127] ISSAI, Nazarbayev University, “LLama-3.1-KazLLM-1.0-8B.” Model release, 2024.
- [128] D. Roussis, L. Voukoutis, G. Paraskevopoulos, S. Sofianopoulos, P. Prokopidis, V. Papavasileiou, A. Katsamanis, S. Piperidis, and V. Katsouros, “Krikri: Advancing open large language models for greek,” *arXiv:2505.13772*, 2025.
- [129] Jacaranda Health, “UlizaLlama: an open-access swahili large language model.” Model release / documentation, 2023.
- [130] M. Wortsman, G. Ilharco, S. Y. Gadre, R. Roelofs, R. Gontijo-Lopes, A. S. Morcos, H. Namkoong, A. Farhadi, Y. Carmon, S. Kornblith, and L. Schmidt, “Model soups: averaging weights of multiple fine-tuned models improves accuracy without increasing inference time,” in *Proceedings of the 39th International Conference on Machine Learning*, 2022.
- [131] M. S. Matena and C. A. Raffel, “Merging models with fisher-weighted averaging,” *Advances in Neural Information Processing Systems*, 2022.
- [132] V. Gupta, S. Akle Serrano, and D. DeCoste, “Stochastic weight averaging in parallel: Large-batch training that generalizes well,” *arXiv:2001.02312*, 2020.
- [133] P. Yadav, D. Tam, L. Choshen, C. A. Raffel, and M. Bansal, “Ties-merging: Resolving interference when merging models,” *Advances in Neural Information Processing Systems*, 2023.
- [134] L. Yu, B. Yu, H. Yu, F. Huang, and Y. Li, “Language models are super mario: Absorbing abilities from homologous models as a free lunch,” in *International Conference on Machine Learning*, 2024.
- [135] H. A. A. K. Hammoud, U. Michieli, F. Pizzati, P. Torr, A. Bibi, B. Ghanem, and M. Ozay, “Model merging and safety alignment: One bad model spoils the bunch,” *arXiv:2406.14563*, 2024.
- [136] T. Wu, R. Yang, J. Li, P. Hu, N. Wong, and Y. Yang, “Shadow-FT: Tuning Instruct Model via Training on Paired Base Model,” *arXiv:2505.12716*, 2025.
- [137] A. Ahmadian, S. Goldfarb-Tarrant, B. Ermiş, M. Fadaee, S. Hooker, *et al.*, “Mix data or merge models? optimizing for diverse multi-task learning,” *arXiv:2410.10801*, 2024.
- [138] M. Tao, C. Zhang, Q. Huang, T. Ma, S. Huang, D. Zhao, and Y. Feng, “Unlocking the potential of model merging for low-resource languages,” in *Findings of the Association for Computational Linguistics: EMNLP 2024*, 2024.
- [139] B. Upadhyay and V. Behzadan, “TaCo: enhancing cross-lingual transfer for low-resource languages in LLMs through translation-assisted chain-of-thought processes,” in *5th Workshop on practical ML for limited/low resource settings, ICLR*, 2024.
- [140] S. E. W. Contributors, “Simple english wikipedia.” <https://simple.wikipedia.org/>.
- [141] T. Community, “The tatoeba project.” <https://tatoeba.org/>, 2020.

- [142] X. Zhang, J. Zhao, and Y. LeCun, “Character-level convolutional networks for text classification,” in *Advances in Neural Information Processing Systems*, 2015.
- [143] S. Narayan, S. B. Cohen, and M. Lapata, “Don’t give me the details, just the summary! topic-aware convolutional neural networks for extreme summarization,” in *Proceedings of the 2018 Conference on Empirical Methods in Natural Language Processing*, 2018.
- [144] M. Koupaei and W. Y. Wang, “WikiHow: A large scale text summarization dataset,” in *Proceedings of the 2018 EMNLP Workshop on Analysis of Abusive Language*, 2018.
- [145] D. Khashabi, Y. Kordi, T. Khot, A. Sabharwal, O. Tafjord, P. Clark, and H. Hajishirzi, “GooAQ: open question answering from questions asked to a large language model,” in *Proceedings of the 2021 Conference on Empirical Methods in Natural Language Processing*, 2021.
- [146] T. Kwiatkowski, J. Palomaki, O. Redfield, M. Collins, A. P. Parikh, C. Alberti, D. Epstein, I. Polosukhin, J. Kelcey, J. Devlin, K. Lee, K. Toutanova, L. Jones, A. M. Dai, J. Uszkoreit, Q. V. Le, and S. Petrov, “Natural Questions: a benchmark for question answering research,” in *Transactions of the Association for Computational Linguistics*, 2019.
- [147] A. Fan, Y. Jernite, and J. Weston, “ELI5: Long form question answering,” in *Proceedings of the 57th Annual Meeting of the Association for Computational Linguistics*, 2019.
- [148] P. Rajpurkar, J. Zhang, K. Lopyrev, and P. Liang, “SQuAD: 100,000+ questions for machine comprehension of text,” in *Proceedings of the 2016 Conference on Empirical Methods in Natural Language Processing*, 2016.
- [149] M. Cettolo, C. Girardi, and M. Federico, “WIT3: web inventory of transcribed and translated talks,” in *Proceedings of the 16th Annual Conference of the European Association for Machine Translation*, 2012.
- [150] R. Rafailov, A. Sharma, E. Mitchell, C. D. Manning, S. Ermon, and C. Finn, “Direct preference optimization: Your language model is secretly a reward model,” *Advances in neural information processing systems*, 2023.
- [151] Y. Dubois, C. X. Li, R. Taori, T. Zhang, I. Gulrajani, J. Ba, C. Guestrin, P. S. Liang, and T. B. Hashimoto, “AlpacaFarm: a simulation framework for methods that learn from human feedback,” *Advances in Neural Information Processing Systems*, 2023.

A Related Work

Multilingual pretraining datasets. Large-scale multilingual datasets [9, 104, 105, 106, 2, 107, 108, 28, 109] are the key component of building effective multilingual LLMs. Early corpora such as CC-100 [108], mC4 [109], and HPLT [105, 110] rely on uniform, language-agnostic filtering pipelines, which often lead to uneven coverage and degraded quality for low- and mid-resource languages. FineWeb2 [9] introduces a language-adaptive filtering and deduplication pipeline covering 1,868 language-script pairs. It provides detailed per-language metadata and yields monolingual models that outperform counterparts trained on HPLT [105], HPLT-2 [110], CulturaX [106], and CC-100 [108, 28]. FinePDFs [104] complements this work with a 3T-token, 475M-document corpus spanning 1,733 language-script pairs, built from a dedicated PDF extraction and OCR pipeline.

In parallel, a growing number of high-quality *language-specific* pretraining datasets has emerged for individual languages, including Arabic (ArabicWeb24⁷, Arabic-101B [111]), Hindi and Telugu (Sangraha [112]), Hindi (Odaigen [113]), French (Croissant [114]), Russian (OmniaRussica⁸), Thai (SeaCommonCrawl [101]), Turkish (VNGRS-WebCorpus [115]), Chinese (Tiger-Bot⁹, MAP-CC [116]), Icelandic (The Icelandic Gigaword Corpus¹⁰), and Catalan¹¹. These datasets highlight the benefits of language-aware curation for improving downstream model quality.

Multilingual and language-centric LLMs. Recent progress in multilingual LLMs has been driven by both closed-weight and open-weight frontier systems with broad language coverage, including mT5 [109], Aya-101 [30], Aya-23 [117], Qwen-3 [12], and Gemma-3 [13]. Gemma-3 notably revised its training mixture relative to Gemma-2 [118] by increasing multilingual data, adding monolingual and parallel corpora, and mitigating language imbalance using a UNIMAX-inspired sampling strategy [119]. Open and region-focused initiatives have expanded accessible multilingual coverage: Aya-101 increases breadth and improves instruction mixture balance [30]; Aya-23 adopts a depth-focused decoder-only design over 23 languages [117]; Sailor2 targets Southeast Asian languages through large-scale continual pretraining with open recipes [101]; and Apertus emphasizes transparency and full reproducibility across a wide multilingual scope [14]. Europe-centric efforts such as EuroLLM and Teuken further underscore the importance of regional coverage and tokenizer design [100, 120].

Complementing these multilingual generalist models, several language-centric open-weight models demonstrate the value of targeted specialization for mid- and high-resource settings, including Arabic (JAIS [121]), Hindi (NANDA [122]), French (Lucie-7B [123], CroissantLLM [114]), Finnish (Poro-34B [124]), Catalan (Àguila-7B [125]), Kazakh (Sherkala-Chat [126], KazLLM-1.0-8B [127]), Greek (Llama-Krikri-8B [128]) and Swahili (UlizaLlama [129]).

Despite these advances, the long tail of low- and extreme-low-resource languages still lacks a unified, open, and tier-aware integration framework that links realistic data availability to concrete adaptation strategies. BYOL addresses this gap by introducing a four-tier digital-resource taxonomy and mapping each tier to an appropriate integration path—direct finetuning, continual pretraining, or translation-mediated inclusion.

Model Merging. Model merging has emerged as an effective strategy for consolidating the complementary strengths of multiple LLMs. Early efforts demonstrated that finetuned models sharing the same pretrained backbone can be combined through simple parameter averaging, often yielding merged models that outperform the individual experts [130, 131, 132]. Subsequent research explored more structured

⁷<https://huggingface.co/blog/MayFarhat/arabicweb24>

⁸<https://omnia-russica.github.io/>

⁹<https://github.com/TigerResearch/TigerBot>

¹⁰<https://clarin.is/en/>

¹¹https://huggingface.co/datasets/projecte-aina/catalan_general_crawling

and non-linear merging techniques [133, 134], aiming to improve generalization and robustness across diverse downstream tasks. Alongside these technical advances, a growing body of work highlights the safety risks of merging: harmful or misaligned behaviors can transfer directly from one model to the merged result [135]. This has motivated techniques that identify and manipulate safety subspaces, allowing aligned models to be fused with domain-specific experts while preserving desirable behaviors [134]. Complementary lines of work apply merging to domain-specialized experts in safety, coding, and reasoning [136, 137]. Shadow-FT [136] adopts a paired base-instruct setup, finetuning the base model and grafting its updates onto the instruct model, and reports consistent gains over alternative merging schemes. Ahmadian et al. [137] show that objective-driven merging of safety and general-purpose experts, including language-focused experts, outperforms simply mixing their training data, particularly in multilingual settings. Merging has also been extended to multilingual settings, enabling the construction of task-capable LLMs for high-resource languages without requiring supervised finetuning data in the target language [138]. Our work builds on these developments with a goal of bringing low-resource language expertise into the baseline LLM while preserving its multilingual and safety behaviors, without requiring additional alignment training.

B Training Datasets

B.1 Continual Pretraining Datasets

Table 7 (Sec. 3.1.3) summarizes the four dataset configurations (C1–C4) used in our continual pretraining ablation study. The goal is to quantify, relative to a low-resource raw corpus (C1), the individual and combined contributions of refined low-resource corpora (C2), refined English corpora (C3), and their combination with the translation of refined English data (C4). The raw pretraining data for C1 are drawn from the multilingual FineWeb2 corpus [9], while the English corpus is derived from the high-quality FineWeb-Edu English dataset [7].

We use Azure OpenAI GPT-5-mini to refine the English corpus and Azure OpenAI GPT-5 (reasoning) to refine the target-language corpora, following the prompt structure in Annex F.1. Although many large open- and closed-weight language models could be used to refine English text, refinement in low-resource languages such as Chichewa and Māori requires particular care, as it demands strong comprehension and generation capabilities in those languages. For this reason, we use the larger-capacity Azure OpenAI GPT-5 (reasoning) model for the low-resource corpora, where modeling errors are more likely to propagate into downstream training stages. The English data is added in the same proportion as the low-resource language data, yielding a 1:1:1 mixture (in number of tokens) of refined low-resource text, refined English, and translated refined English into the low-resource language. This mixture in C4 dataset contains approximately 433M tokens for Chichewa and 745M tokens for Māori.

B.2 Instruction Finetuning Datasets

Table 11 summarizes the composition of our dataset mixtures for supervised finetuning. The Aya Dataset and Aya Collection [53] are among the few large-scale efforts that pair human-annotated multilingual instructions with scaled multilingual expansion via templating and machine translation. The Aya Dataset provides 204K human-written prompt-completion pairs across 65 languages, including Chichewa with 688 samples, while the Aya Collection broadens coverage by applying speaker-designed templates and translating selected instruction datasets into 101 languages. However, to the best of our knowledge, no large-scale, language-dedicated human-curated instruction dataset currently exists for Chichewa or Māori. To address this gap, we construct two instruction dataset mixtures specifically designed to support finetuning in these languages. Our mixtures integrate machine-translated subsets of SmolTalk2 [55]

Table 11: **Dataset mixture used for supervised finetuning** of Chichewa and Māori LLMs.

Dataset		Language	# Samples	# Prompt tokens	# Response tokens	# Total tokens
Chichewa SFT datasets						
Aya subset* [53]	→ MT	nya	10,884	512,865	1,372,908	1,885,773
SmolSent/Doc [54]		(eng, nya)	7,992	242,220	186,844	429,064
SmolTalk2 subset [‡] [55]		eng	350,577	60,325,447	126,499,856	186,825,303
SmolTalk2 subset [‡] [55]	→ MT	nya	350,175	85,530,155	164,008,260	249,538,415
Total (Chichewa)			719,628	146,555,311	292,067,868	438,678,555
Māori SFT datasets						
Aya subset [⊗] [53]	→ MT	mri	10,196	559,460	1,392,256	1,951,716
Alpaca-Maori-cleaned [139]		mri	41,601	1,181,880	9,128,222	10,310,102
SmolTalk2 subset [‡] [55]		eng	350,577	60,325,447	126,499,856	186,825,303
SmolTalk2 subset [‡] [55]	→ MT	mri	350,108	96,637,518	184,777,617	281,415,135
Total (Māori)			752,482	158,704,305	321,797,951	480,502,256

* Aya subsets from five high-resource languages, English, Italian, German, French, and Spanish, were used as sources for translation, in addition to the 688 native Chichewa samples. [⊗] Aya subsets from five high-resource languages were used as sources for translation. [‡] Samples from non-reasoning subsets of SmolTalk2 are drawn in English and machine-translated (MT) into the target language l .

Table 12: **Inuktitut–English paired datasets** for training and testing MT models. News Article and Children Books datasets, labeled as internal, are provided by the Government of Nunavut, Canada.

Dataset	# Training Samples	# Dev-Test Samples	# Test Samples
Nunavut-Hansard (NH 3.0) [96]	1.3 million	2,658	3,573
News Articles (Internal)	16,428	–	864
Children Books (Internal)	13,204	–	692

with additional translated data from five high-resource languages in the Aya Dataset [53], extended to both Chichewa and Māori. For Chichewa, we further incorporate samples from the SmolSent and SmolDoc train-paired datasets [54], while for Māori we include cleaned data from the alpaca-maori corpus [139]. English instruction samples from SmolTalk2 are retained in both mixtures to ensure bilingual consistency and cross-lingual alignment. These mixtures yield SFT datasets of approximately 438M tokens (146M prompt tokens / 292M response tokens) for Chichewa and 480M tokens (158M prompt tokens / 321M response tokens) for Māori.

B.3 Machine Translation Datasets

For training our MT models, we use three human-translated datasets, summarized in Table 12. In addition to these datasets, we also include synthetic back-translated data. For English→Inuktitut training, we back-translate 70,000 Inuktitut sentences from FineWeb2 [9] into English. And for Inuktitut→English model training, we back-translate 497,500 English sentences from various sources, listed in Table 13.

C Evaluation Datasets

This section describes the benchmarks used to evaluate our adapted LLMs (BYOL-nya and BYOL-mri) on Chichewa and Māori, as well as the English benchmarks used to assess their English knowledge performance. All evaluations are conducted with the LM Evaluation Harness (lm-eval) [81], a standard

Table 13: **Composition of the English monolingual dataset** used for back-translation.

Data Source Domain	Datasets Included	(Random) Samples
Wikipedia & General Knowledge	WikiMatrix [66], Simple Wikipedia [140], Tatoeba [141]	212,500
News & Commentary	News Commentary [67], Global Voices [68], AG News [142], XSum [143]	195,000
Instructional & How-To	WikiHow [144]	45,000
Q&A and Long-Form Text	GooAQ [145], Natural Questions [146], ELI5 [147], SQuAD [148]	30,000
Conversational & Talks	TED Talks [149]	15,000
Total		497,500

Table 14: **Benchmarks used to evaluate our base models after continual pre-training.**

Benchmark	Languages	Category	Task	n-shot	Metric	Norm
General & STEM reasoning						
Global MMLU-Lite* [21]	Chichewa, Māori	General knowledge/Reasoning	MCQ	5	Accuracy	
ARC-Easy [‡] [72]	Chichewa, Māori	Science reasoning (easy)	MCQ	0	Accuracy	Char-Len
ARC-Hard [‡] [72]	Chichewa, Māori	Science reasoning (hard)	MCQ	25	Accuracy	Char-Len
MGSM [‡] [73]	Chichewa, Māori	Math reasoning	Generation	8	Accuracy (EM)	
BBH [83]	English	Complex Reasoning	Generation	3	Accuracy (EM)	
GPQA Diamond [84]	English	Graduate Science	MCQ	5	Accuracy	
Commonsense & story						
XCOPA [‡] [74]	Chichewa, Māori	Causal reasoning	MCQ	5	Accuracy	
XStoryCloze [‡] [75]	Chichewa, Māori	Story completion/commonsense	MCQ	5	Accuracy	
PIQA [‡] [76]	Chichewa, Māori	Physical commonsense	MCQ	0	Accuracy	Char-Len
HellaSwag [‡] [77]	Chichewa, Māori	Sentence completion	MCQ	10	Accuracy	Char-Len
NLI, coreference, and reading/QA						
XNLI 2.0 [‡] [78]	Chichewa, Māori	Natural language inference	MCQ	5	Accuracy	
XWinograd [‡] [79]	Chichewa, Māori	Coreference resolution	MCQ	0	Accuracy	
Belebele* [71]	Chichewa, Māori	Reading comprehension	MCQ	1	Accuracy	
Translation						
FLORES-200* [62]	Chichewa, Māori	Translation	Generation	1	BLEU, chrF++	

*Human-expert translation. [‡]Machine translation. EM refers to Exact Match extraction and MCQ to multiple-choice question answering.

framework widely used in the Large Language Model (LLM) community.

C.1 Base Model Benchmarking Datasets

Table 14 summarizes the benchmarks and experimental settings used to evaluate our base models after continual pretraining (BYOL-nya-CPT and BYOL-mri-CPT). We report results on fourteen datasets: twelve task-specific benchmarks in both English and the target language, and two English-only benchmarks, GPQA Diamond [83] and BIG-bench Hard (BBH) [83], which evaluate graduate-level scientific reasoning and complex problem-solving abilities. Among the target-language benchmarks, three (Global MMLU-Lite [21], Belebele [71], and FLORES-200 [62]) were translated into Chichewa and Māori by professional human translators, while the remaining benchmarks were translated using Azure’s MT system.

C.2 Instruction-Tuned Model Benchmarking Datasets

Table 15 lists the benchmarks and experimental settings used to evaluate our chat models after instruction finetuning (BYOL-nya-IT, BYOL-mri-IT) and model merging (BYOL-nya-M, BYOL-mri-M). We

Table 15: **Benchmarks used to evaluate our instruct-tuned and merged models.** The chat template is enabled for all benchmarks.

Benchmark	Languages	Category	Task	n-shot	Metric
General & STEM reasoning					
Global MMLU-Lite* [21]	19 languages ¹	General knowledge/Reasoning	MCQ (Gen.)	0	Accuracy
ARC Challenge chat [†] [72]	Chichewa, Māori	Science reasoning (hard)	MCQ (Gen.)	0	Accuracy (EM)
MGSM [‡] [73]	Chichewa, Māori	Math reasoning	Generation	0	Accuracy (EM)
BBH [83]	English	Complex reasoning	Generation	0	Accuracy (EM)
GPQA Diamond [84]	English	Graduate Science	MCQ (Gen.)	0	Accuracy (EM)
Commonsense & story					
XCOPA [‡] [74]	Chichewa, Māori	Causal reasoning	MCQ (LH)	0	Accuracy
XStoryCloze [‡] [75]	Chichewa, Māori	Story completion/commonsense	MCQ (LH)	0	Accuracy
PIQA [‡] [76]	Chichewa, Māori	Physical commonsense	MCQ (LH)	0	Accuracy
HellaSwag [‡] [77]	Chichewa, Māori	Sentence completion	MCQ (LH)	0	Accuracy
Reading comprehension & QA					
XNLI 2.0 [‡] [78]	Chichewa, Māori	Natural language inference	MCQ (LH)	0	Accuracy
XWinograd [‡] [79]	Chichewa, Māori	Coreference resolution	MCQ (LH)	0	Accuracy
Belebele* [71]	Māori, Chichewa	Reading comprehension	MCQ (LH)	0	Accuracy
Multi-Wiki-QA [⊗] [86]	Chichewa, Māori	Reading comprehension/QA	Generation	0	LLM-as-judge ² win-loss
Instruction following					
IFEval ³ [85]	English	Instruction following	Generation	0	Accuracy
Truthfulness					
TruthfulQA [‡] [80]	Chichewa, Māori	Truthfulness	MCQ (Gen)	0	BLEU Accuracy
Code generation					
HumanEval [82]	English	Code generation	Generation	0	Pass@1
Translation					
FLORES-200* [62]	Chichewa, Māori	Translation	Generation	0	BLEU, chrF++

* Human-expert translation. [†] Machine translation. [⊗] LLM-generated questions from Wikipedia documents.

EM refers to Exact Match extraction, MCQ to multiple-choice question answering, and LH to likelihood-based scoring.

¹ Global-MMLU-Lite [21] originally includes 16 languages; in this paper we extend it to 19 by adding three human-expert-translated languages: Chichewa, Māori, and Inuktitut. ² The GPT-5-chat model is used as the judge for win-loss comparisons. ³ prompt_level_loose_acc score is reported.

evaluate on sixteen benchmarks spanning seven task categories, plus an additional question-answering benchmark, Multi-Wiki-QA [86], which is used only for the LLM-as-a-judge evaluation. Among the sixteen benchmarks, four are English-only and cover general scientific reasoning (GPQA Diamond [83], BBH [83]), instruction-following (IFEval [85]), and code generation (HumanEval [82]). The remaining benchmarks are evaluated in both English and the two target languages, Chichewa and Māori. We also perform a multilingual ablation on Global MMLU-Lite [21] across 19 languages.

C.3 LLM as Judge Evaluation

Following prior work on *LLM-as-a-Judge* evaluation [30, 150, 151], we design a structured prompt template for pairwise preference assessment in Chichewa and Māori. We instantiate this protocol on a question-answering task using 1,000 randomly selected samples from the Multi-Wiki-QA dataset [86]. In each comparison, the judge model receives the context, question, a reference answer, and two candidate responses presented in randomized order. It is instructed to (i) produce a comparative rationale evaluating linguistic correctness, instruction adherence, factual accuracy, semantic comprehension, and

Table 16: **Base model results on English** benchmarks. After continual pretraining of Gemma-3 baseline, our BYOL models preserve English language performance. Results on Chichewa (nya) and Māori (mri) benchmarks are provided in Tables 1 and 2.

Benchmarks	1B			4B			12B		
	Gemma-3 [13] (PT)	BYOL-nya (CPT)	BYOL-mri (CPT)	Gemma-3 [13] (PT)	BYOL-nya (CPT)	BYOL-mri (CPT)	Gemma-3 [13] (PT)	BYOL-nya (CPT)	BYOL-mri (CPT)
Global MMLU-Lite [21]	25.00	23.50	23.25	66.75	65.50	64.25	76.50	76.75	76.25
ARC-Easy [72]	71.97	68.31	68.22	81.78	77.61	75.93	87.79	86.45	85.69
ARC-Hard [72]	39.51	40.36	39.25	58.36	58.28	59.64	67.83	68.17	68.00
MGSM [73]	3.60	1.20	2.80	46.40	52.40	50.40	76.80	80.80	82.00
BBH [83]	28.35	26.74	27.83	38.46	37.00	37.58	52.39	51.08	52.39
GPQA Diamond [84]	22.73	24.75	23.74	30.30	36.36	32.32	35.35	32.32	35.86
XCOPA [74]	81.00	78.00	79.00	88.00	89.00	86.00	93.00	94.00	94.00
XStoryCloze [75]	72.20	71.87	72.20	80.08	80.87	81.07	84.18	83.59	83.98
PIQA [76]	75.03	73.39	73.56	79.71	79.05	78.94	81.83	81.72	81.34
HellaSwag [77]	62.93	62.06	62.39	77.71	77.73	77.81	84.11	83.21	83.43
XNLI 2.0 [78]	48.31	48.76	48.39	51.00	49.88	51.45	53.98	52.45	53.61
Winograd [79]	58.80	58.33	58.25	69.46	67.72	68.11	75.22	74.03	74.35
Belebele [71]	27.11	27.33	28.00	79.22	77.33	75.44	92.22	92.22	92.67
Average Score	47.43	46.51	46.68	65.17	65.29	64.53	73.94	73.60	74.12

Table 17: **Instruction-Tuned model results on English** benchmarks. Results on Chichewa (nya) and Māori (mri) benchmarks are provided in Tables 3 and 4.

Benchmarks	4B			12B		
	Gemma-3 [13] (IT)	BYOL-nya (M)	BYOL-mri (M)	Gemma-3 [13] (IT)	BYOL-nya (M)	BYOL-mri (M)
Global MMLU-Lite [21]	66.21	64.47	66.30	75.15	81.71	81.00
ARC-Hard [72] chat	75.85	75.77	76.11	90.10	88.99	88.82
MGSM [73]	47.20	57.60	60.00	58.00	75.20	76.00
BBH [83]	50.44	44.16	44.40	56.27	57.58	57.40
GPQA Diamond [84]	33.84	34.85	26.26	36.36	37.37	37.37
XCOPA [74]	86.00	89.00	88.00	88.00	95.00	95.00
XStoryCloze [75]	65.45	72.47	73.40	69.09	77.37	76.70
PIQA [76]	69.91	78.13	78.56	71.16	81.83	81.45
HellaSwag [77]	47.47	71.85	70.90	55.70	77.32	77.17
XNLI 2.0 [78]	43.41	54.42	53.61	50.36	56.06	54.38
XWinograd [79]	61.25	67.56	67.72	65.98	74.35	74.59
Belebele [71]	69.67	87.11	83.22	91.33	92.67	92.56
truthfulqa-multi gen [80]	42.96	47.12	49.33	49.45	49.94	46.14
IFEval [85]	76.89	79.11	75.97	75.23	85.77	86.51
HumanEval [82]	68.90	55.49	53.66	80.04	78.66	79.27
Average Score	60.36	65.27	64.50	67.87	73.99	73.62

grammatical fluency in the target language; (ii) select a preferred response label from {A, B}; and (iii) assign individual quality scores (0–5) to each candidate according to these criteria. The full prompt template used for this evaluation is provided in Annex F.6. We compare our models against the following competing LLMs: Gemma-3 (4B/12B/27B-IT) [13], GPT-OSS (120B) [16], Apertus (8B-Instruct-2509) [14], and GPT-4o. GPT-5-chat is used exclusively as the evaluation judge and is not included as a competing model.

D Performance of BYOL Models on English

Tables 16 and 17 show that our LRL-specific BYOL models maintain English performance after adaptation and remain comparable to the Gemma-3 baseline.

E Ablation Experiment Results

E.1 RTTBench-Mono Validation

The prompt template to construct RTTBench-Mono dataset is provided in F.5. To reduce semantic drift between overlapping categories (e.g., Health vs. Beauty & Fitness), each prompt includes the domain definition and a list of confusable categories to avoid during data generation. We perform dataset quality verification using two complementary approaches. First, we apply NVIDIA’s domain classifier on RTTBench-Mono, which achieves 97.8% Top-1 accuracy, confirming strong alignment between each sentence and its intended domain. Second, we embed all sentences using Azure OpenAI text-embedding-3-large model and visualize them via t-SNE. Figure 9 shows that clusters from all 25 domains are well separated, indicating that RTTBench-Mono maintains distinct domains and avoids significant cross-domain overlap.

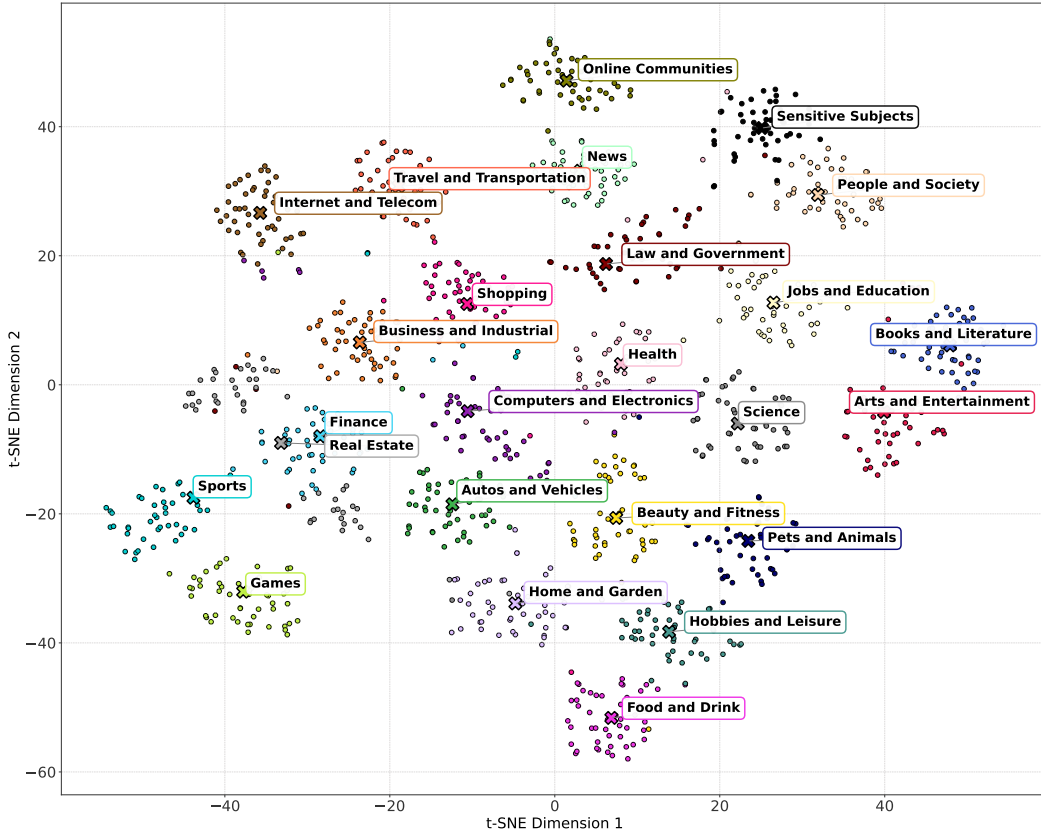


Figure 9: **t-SNE visualization of RTTBench-Mono embeddings.** Sentences from all 25 domains form well-separated clusters, indicating strong domain fidelity and minimal cross-domain overlap.

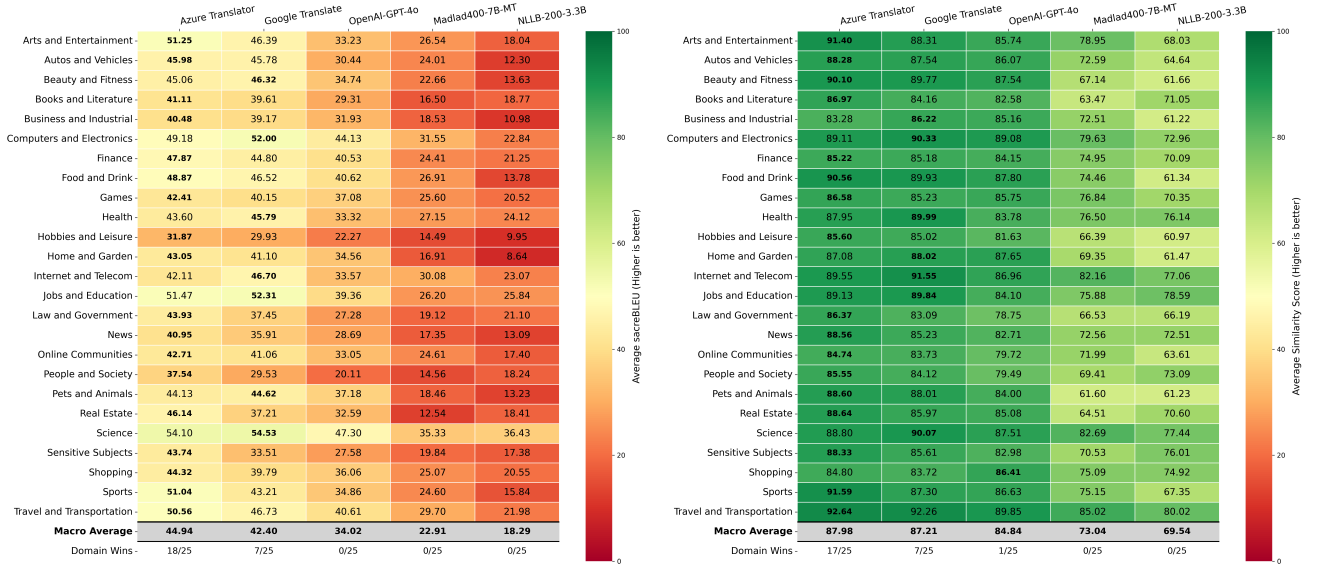


Figure 10: **Ablation of per-domain MT evaluation on RTTBench-Mono dataset.** We use the round-trip translation setup (Sec. 2.1.2), where English sentences from 25 domains are translated into Chichewa and back to English, and the reconstructed sentences are compared to the originals. **Left:** per-domain sacreBLEU scores. **Right:** per-domain embedding-similarity scores. Azure Translator achieves the highest macro-average and the most domain wins.

E.2 Evaluation of MTs on RTT Benchmarks

Figure 10 presents a per-domain MT ablation on the RTTBench-Mono dataset using our round-trip translation setup (Sec. 2.1.2), in which English sentences from 25 domains are translated into Chichewa and back to English, and the reconstructed sentences are compared to the originals. The left panel reports per-domain sacreBLEU scores, while the right panel reports per-domain embedding-similarity scores. Across both metrics, Azure Translator achieves the highest macro-average performance and the largest number of domain wins.

E.3 Impact of CPT Data Mixture

Table 18 reports impact of various CPT data mixtures on the performance of BYOL-nya.

E.4 Ablation of LoRA vs. Full-Parameter

Table 19 shows results on the LoRA vs. full-parameter continual pretraining for BYOL-nya (CPT-4B).

E.5 Impact of Model Merging Weight

Tables 20 and 21 present detailed results on the impact of the weight-merging parameter λ across 12 Chichewa benchmarks and 15 English benchmarks, respectively.

Table 18: **Data mixture ablation.** Continual pretraining of the BYOL-nya (CPT-4B) model under different data mixtures. For the definitions of the C1-C4 mixtures, see Table 7. Gemma-3 is the baseline.

Model		Gemma-3 [13] (4B-PT)		Data Mixture Configurations							
				C1		C2		C3		C4	
		eng	nya	eng	nya	eng	nya	eng	nya	eng	nya
Global MMLU-Lite [21]		66.75	50.75	64.00	54.00	63.25	52.50	65.75	52.50	65.50	55.25
ARC-Easy [72]		81.78	30.22	80.68	42.26	79.76	41.96	79.53	42.47	77.61	48.48
ARC-Hard [72]		58.36	27.13	59.04	36.35	59.81	37.63	59.90	37.88	58.28	40.61
MGSM [73]		46.40	17.20	45.20	26.80	50.40	26.80	52.40	26.00	52.40	31.60
BBH [83]		38.46	-	37.03	-	37.49	-	37.29	-	37.00	-
GPQA Diamond [84]		30.30	-	30.30	-	32.32	-	32.32	-	36.36	-
XCOPA [74]		88.00	57.20	88.00	64.40	89.00	65.60	89.00	68.00	89.00	70.00
XStoryCloze [75]		80.08	54.40	80.61	63.73	80.68	64.66	80.81	64.73	80.87	65.98
PIQA [76]		79.71	54.57	80.41	61.15	79.54	63.33	79.11	62.35	79.05	63.71
HellaSwag [77]		77.71	33.45	78.73	43.61	78.09	44.80	77.71	45.59	77.73	47.31
XNLI 2.0 [78]		51.00	37.82	51.61	39.58	51.53	40.92	51.16	41.10	49.88	40.32
XWinograd [79]		69.46	54.76	68.27	66.10	69.53	68.02	67.96	66.10	67.72	68.34
Belebele [71]		79.22	38.22	75.67	43.67	76.67	42.44	76.89	43.67	77.33	45.44
FLORES [62] (nya→eng)	BLEU	-	17.28	-	23.22	-	22.82	-	22.93	-	23.87
	chrF++	-	40.37	-	47.28	-	46.78	-	47.10	-	47.95
FLORES [62] (eng→nya)	BLEU	-	2.24	-	11.42	-	11.72	-	11.86	-	12.79
	chrF++	-	23.22	-	45.11	-	47.29	-	47.32	-	48.66
Average Score		65.17	39.95	64.58	48.77	65.24	49.44	65.37	49.60	65.29	51.82

Table 19: **Ablation of LoRA vs. full-parameter** continual pre-training of BYOL-nya (CPT-4B). The accuracy of LoRA model improves with increasing rank but remains below full-parameter tuning (51.82). Gemma-3 is the baseline.

Model	Gemma-3 [13] (4B-PT)		LoRA Rank								Full-Parameter Tuning	
			64		128		256		512			
	eng	nya	eng	nya	eng	nya	eng	nya	eng	nya	eng	nya
Global MMLU-Lite [21]	66.75	50.75	64.25	51.25	65.25	55.25	64.50	55.25	64.75	57.00	65.50	55.25
ARC-Easy [72]	81.78	30.22	79.08	34.43	76.47	38.89	76.68	39.98	76.18	43.69	77.61	48.48
ARC-Hard [72]	58.36	27.13	59.39	31.91	58.53	33.53	58.19	34.39	57.85	36.09	58.28	40.61
MGSM [73]	46.40	17.20	52.00	22.40	50.40	24.80	51.60	28.40	53.60	27.60	52.40	31.60
BBH [83]	38.46	-	40.45	-	40.44	-	39.47	-	38.06	-	37.00	-
GPQA Diamond [84]	30.30	-	27.78	-	33.84	-	31.31	-	30.81	-	36.36	-
XCOPA [74]	88.00	57.20	88.00	60.00	87.00	64.40	87.00	64.80	87.00	66.20	89.00	70.00
XStoryCloze [75]	80.08	54.40	81.14	58.17	80.21	60.03	79.88	60.09	80.41	63.47	80.87	65.98
PIQA [76]	79.71	54.57	80.09	55.82	79.65	59.68	79.65	59.30	79.22	61.21	79.05	63.71
HellaSwag [77]	77.71	33.45	77.16	36.32	76.40	40.92	76.26	41.46	76.31	43.79	77.73	47.31
XNLI 2.0 [78]	51.00	37.82	53.33	38.42	51.61	38.96	51.53	39.78	50.60	40.60	49.88	40.32
XWinograd [79]	69.46	54.76	69.46	60.64	69.93	65.24	70.17	66.63	69.69	68.02	67.72	68.34
Belebele [71]	79.22	38.22	79.22	38.11	79.89	40.44	80.67	42.11	80.00	42.78	77.33	45.44
FLORES [62] (nya→eng)	BLEU	-	17.28	-	19.76	-	21.90	-	22.60	-	24.22	-
	chrF++	-	40.37	-	43.22	-	45.91	-	46.80	-	48.03	-
FLORES [62] (eng→nya)	BLEU	-	2.24	-	6.51	-	10.13	-	10.22	-	11.33	-
	chrF++	-	23.22	-	35.99	-	43.39	-	43.74	-	46.32	-
Average Score	65.17	39.95	65.49	43.59	65.36	47.03	65.15	47.90	64.96	49.60	65.29	51.82

Table 20: **Effect of model-merging weight λ evaluated on Chichewa benchmarks.** $\lambda = 0$ corresponds to the baseline model Gemma-3 (4B-IT), and $\lambda = 1$ to our instruction-tuned Chichewa model BYOL-nya (4B-IT).

Model	Merging weight parameter (λ)										
	0	0.1	0.2	0.3	0.4	0.5	0.6	0.7	0.8	0.9	1
Global MMLU-Lite [21]	45.36	48.86	47.73	50.96	53.43	53.79	53.62	54.53	51.46	50.66	48.72
ARC-Hard chat [72]	33.28	35.67	39.25	43.69	46.08	48.21	50.43	51.45	51.62	51.19	49.57
MGSM [73]	11.20	22.00	21.20	27.20	28.80	26.40	30.00	30.00	27.20	19.60	16.00
XCOPA [74]	52.20	50.60	52.00	55.40	59.40	65.40	66.40	65.80	67.60	68.80	70.80
XStoryCloze [75]	49.31	51.56	53.47	54.60	56.12	57.71	59.23	60.82	60.62	60.42	60.03
PIQA [76]	52.77	52.29	54.30	56.69	58.54	61.10	61.75	62.68	62.73	63.11	63.22
HellaSwag [77]	29.10	31.25	34.15	37.29	40.52	43.30	45.32	47.08	47.54	47.62	47.21
XNLI 2.0 [78]	35.75	36.27	37.50	37.43	38.30	38.64	39.18	40.40	40.14	40.12	39.92
XWinograd [79]	52.41	51.44	54.33	56.47	60.64	61.82	66.42	68.98	68.77	70.16	71.02
Belebele [71]	29.00	32.78	37.22	43.11	49.78	52.11	55.00	54.22	53.56	53.33	53.33
FLORES [62] (nya→eng)	BLEU	11.97	14.95	18.36	21.08	22.80	24.32	24.96	25.33	25.49	24.63
	chrF++	35.26	39.09	42.46	45.03	47.02	48.46	49.21	49.86	49.94	48.93
FLORES [62] (eng→nya)	BLEU	2.80	4.51	6.49	9.03	10.68	12.39	13.31	13.83	13.99	13.87
	chrF++	25.38	31.05	36.51	41.76	45.14	47.62	48.91	49.70	49.89	50.33
TruthfulQA [80]		28.76	30.23	32.07	29.13	34.27	38.80	36.11	36.96	37.33	37.09
Average Score		36.91	39.47	41.71	44.52	47.54	49.49	50.89	51.73	51.42	50.48

Table 21: **Effect of model-merging weight λ evaluated on English benchmarks.** $\lambda = 0$ corresponds to the baseline model Gemma-3 (4B-IT), and $\lambda = 1$ to our instruction-tuned Chichewa model BYOL-nya (4B-IT).

Model	Merging weight parameter (λ)										
	0	0.1	0.2	0.3	0.4	0.5	0.6	0.7	0.8	0.9	1
Global MMLU-Lite [21]	66.21	68.23	68.58	66.75	66.80	65.43	64.47	64.55	63.60	63.45	63.06
ARC-Hard chat [72]	75.85	76.88	77.56	77.99	77.99	75.68	75.77	73.46	71.42	68.94	66.21
MGSM [73]	47.20	57.60	64.80	68.00	63.20	60.80	57.60	53.20	49.60	48.00	38.80
BBH [83]	50.44	51.39	50.88	49.58	48.27	45.43	44.16	42.87	42.10	40.64	38.70
GPQA Diamond [84]	33.84	35.35	34.34	33.84	33.84	35.86	34.85	32.32	32.32	34.34	34.85
XCOPA [74]	86.00	89.00	89.00	90.00	89.00	89.00	89.00	89.00	89.00	89.00	88.00
XStoryCloze [75]	65.45	67.31	69.03	70.42	71.54	71.94	72.47	73.20	72.60	71.94	70.62
PIQA [76]	69.91	72.14	73.56	75.35	76.93	77.42	78.13	79.11	78.78	79.05	78.45
HellaSwag [77]	47.47	51.89	57.20	62.80	67.39	69.99	71.85	72.73	72.87	72.44	71.90
XNLI 2.0 [78]	43.41	47.47	49.24	50.92	52.61	53.86	54.42	53.53	53.13	52.25	51.29
XWinograd [79]	61.25	61.88	65.35	67.40	66.93	67.09	67.56	67.32	68.82	68.67	67.64
Belebele [71]	69.67	77.78	84.11	87.11	87.22	86.89	87.11	86.00	84.89	84.11	81.67
TruthfulQA [80]	42.96	43.08	42.72	46.63	46.27	48.23	47.12	43.70	43.94	43.45	41.74
IFEval [85]	76.89	81.52	83.55	83.73	82.62	80.78	79.11	72.64	68.76	66.73	64.70
Humaneval [82]	68.90	68.29	66.46	65.24	64.63	59.76	55.49	53.66	51.22	45.73	43.29
Average Score	60.36	63.32	65.09	66.38	66.35	65.88	65.27	63.82	62.87	61.92	60.06

F Prompts

F.1 Prompt for Text Refinement

You are an expert content editor and enhancer. You will receive text primarily in {LANGUAGE_NAME} (ISO639-3 code: {LANGUAGE_CODE}).

Your task:

- If the text is in {LANGUAGE_NAME} or mixed with another language (e.g., English), keep and refine it.
- If the text is *not* in {LANGUAGE_NAME} at all, remove it completely.

For each input item:

- Rewrite the text for clarity, flow, and readability while preserving meaning.
- Fix grammar, spelling, and punctuation.
- Reorganize ideas logically to improve coherence.
- Replace repetitive or awkward wording with smoother alternatives, but do **not** shorten the overall text.
- Enrich the text with on-topic elaboration, nuance, or re-expression so the final output is equal to or longer than the input.
- Target length: 100--140% of original. **Absolute rule: never shorter than the input.**
- Default tone: clear, engaging, and respectful.
- Do not add unrelated facts or change intent.
- Do not alter or rewrite any direct quotations from religious scriptures (e.g., Bible, Qur'an, Hadith, Torah, Vedas, etc.). Preserve them exactly as written.

Rules:

- Expansion is required: if you reduce wording in one place, expand in another place on the same topic.
- Keep all additions factually aligned with the input.
- Respect sensitive language; maintain a respectful tone.
- Remove toxic or unsafe text.

F.2 Prompt for Sentence Alignment in Extreme-Low-Resource Languages

You are a bilingual text alignment assistant. Given two ordered lists of sentences (Set A = source, Set B = target):

1. Align them monotonically, contiguous, non-overlapping.
2. Fix formatting issues (merge broken lines, normalize spacing/punctuation, ensure each aligned pair is a clean sentence or short paragraph).
3. Output ONLY valid JSON Lines (JSONL) format, one alignment per line:

```
{"source": ["<cleaned source text>"], "target": ["<cleaned target text>"]}
```

Rules:

- Prefer 1--1 sentence alignment; allow 1--N, M--1, or M--N if needed.
- Copy text exactly after cleaning, no translation.
- Skip pairs where source and target are in the same language or where text overlap is greater than ~70%. Do not output these at all.
- Return ONLY the JSONL output, no other text or explanations.

F.3 Prompt for LLM-Based Enhancement of English Text for Back-Translation

You are an expert English copy editor preparing sentences for machine translator training.

For each input item:

- If the text is not natural-language English (e.g., another language, code, LaTeX, complex math) → skip.
- If the text is meaningless → skip.
- Fix spelling, grammar, agreement, casing, whitespace, and hyphenation. Keep named entities intact.
- You may freely rephrase to improve clarity and flow, staying close to the main theme and content.
- If text exceeds 30 words → rewrite and summarize within 30 words.
- Maintain sentence case and end with proper punctuation.
- Produce clean, easy-to-understand English sentences suitable for translation.

F.4 Prompt for LLM-Based Post-Editing of MT Outputs

You are a translation post-editor. The {source.text} is in {source.lang}, and the {translated.text} is in {target.lang}.

The translation may contain minor errors or wrong word choices. Your task is to correct only those errors with minimal edits.

Do not change sentence structure, phrasing, or style unnecessarily - preserve the original translation as much as possible.

Do not try to make factual corrections, only fix language issues.

Output only the corrected {target.lang} sentence without any quotes, explanations, or additional formatting.

F.5 Prompt to Generate RTTBench-Mono

You are a domain-aware writing assistant generating English sentences that will later be used to benchmark machine-translation systems. Your task is to generate sentences that are diverse in style and complexity, natural, and highly specific to the {domain} domain. Each sentence must be self-contained

and unambiguously belong to this domain.

Domain Context and Disambiguation

- **Target Domain:** {domain}
- **Domain Description:** {domain_description}
- **Confusable Domains to Avoid:** {'', '.join(confusable_domains)}

Instructions

1. Generate exactly {count} independent sentences that are clearly and specifically about {domain}.
2. Each sentence must be unambiguously about {domain} and should feel out of place or less relevant in these related domains: {'', '.join(confusable_domains)}. This is the most important rule.
3. Return the sentences as a plain numbered list (1., 2., etc.). No extra commentary.
4. Every sentence must be unique, self-contained, safe, and obviously about {domain}.
5. **Strictly enforce sentence-length quotas.** Your final output of {count} sentences **must** be composed of an exact number of sentences from each length band, as specified below:
 - Short (SENTENCE_LENGTH_BANDS[0] words): exactly {quotas[0]} sentences.
 - Medium (SENTENCE_LENGTH_BANDS[1] words): exactly {quotas[1]} sentences.
 - Long (SENTENCE_LENGTH_BANDS[2] words): exactly {quotas[2]} sentences.

You must verify your own output to ensure this distribution is perfectly met.

6. **Vary the tone, register, and complexity.** The set of {count} sentences should include everyday/accessible style, informal with some domain-specific jargon, formal/literary, and technical/professional language. Do *not* follow a fixed pattern; the mix should look organic.
7. Cover different linguistic dimensions across your sentences:
 - sentence type: declarative, interrogative, imperative, exclamatory, factual, reasoning-based, comparative, causal, hypothetical, counterfactual, indirect speech;
 - voice: active and passive;
 - tense/aspect: past, present, future, perfect, conditional;
 - terminology: mix common domain vocabulary with more specialized jargon or acronyms;
 - entities and numerics: names, dates, currencies, units, measurements;
 - figurative language where appropriate;
 - occasional ambiguity (e.g., 'bank', 'rock');
 - co-reference and pronouns (he, she, they, it) | but not in every sentence.
8. **Final formatting rules:**
 - If a sentence needs quotation marks, use single quotes ('').
 - Do not add external commentary or restate these instructions in the output.

F.6 Prompt Template for LLM-as-a-Judge Evaluation

System Preamble

You are an expert evaluator of language-model outputs in {LANGUAGE_NAME}. Your task is to compare two candidate answers to the same question in {LANGUAGE_NAME} and select the better one.

Prompt Template

Evaluation criteria:

- 1) Linguistic correctness: the answer must be primarily in [LANGUAGE_NAME] and use appropriate vocabulary and style.
- 2) Instruction following: the answer should fully address the question and follow all given instructions.
- 3) Factual accuracy and semantic comprehension with respect to the context and reference answer.
- 4) Grammar and fluency in {LANGUAGE_NAME}.

Context: {CONTEXT}

Question: {QUESTION}

Reference {ANSWER}

answer:

Answer (A): {COMPLETION A}

Answer (B): {COMPLETION B}

Evaluate both answers according to the criteria above and provide:

- 1) A comparison in English explaining which answer is better and why.
- 2) Your preference: Answer (A) or Answer (B).
- 3) A rating for each answer on a 0--5 scale based on the evaluation criteria (0 = unusable, 5 = excellent).

Format your response exactly as follows (no additional text):

Comparison: <your comparison>

Preferred: <"Answer (A)" or "Answer (B)">

Rating output A: [0-5]

Rating output B: [0-5]