
AN IoT-BASED CONTROLLED ENVIRONMENT STORAGE FOR PREVENTION OF SPOILAGE OF ONION (*ALLIUM CEPA*) DURING POST-HARVEST WITH UV-C DISINFECTION

Shivam Kumar

Department of Computer Science and Engineering (IoT & IS)
 Manipal University Jaipur
 Rajasthan, India
 shivam.23fe10cii00170@mun.manipal.edu

Himanshu Singh

Department of Computer Science and Engineering
 Manipal University Jaipur
 Rajasthan, India
 Himanshu.23fe10cse00124@mun.manipal.edu

January 19, 2026

ABSTRACT

India is the second largest producer of onions in the world, contributing over 26 million tonnes annually. However, during storage, approximately 30–40% of onions are lost due to rotting, sprouting, and weight loss. Despite being a major producer, conventional storage methods are either low-cost but ineffective (traditional storage with 40% spoilage) or highly effective but prohibitively expensive for small farmers (cold storage). This paper presents a low-cost IoT-based smart onion storage system that monitors and automatically regulates environmental parameters including temperature, humidity, and spoilage gases using ESP32 microcontroller, DHT22 sensor, MQ-135 gas sensor, and UV-C disinfection technology. The proposed system aims to reduce onion spoilage to 15–20% from the current 40–45% wastage rate while remaining affordable for small and marginal farmers who constitute the majority in India. The system is designed to be cost-effective (estimated 60k–70k INR), energy-efficient, farmer-friendly, and solar-powered.

Keywords IoT · Smart Agriculture · Post-harvest Storage · UV-C Disinfection · Onion Storage · ESP32 · Sensor Networks

1 Introduction

Food security is a constant challenge globally, and post-harvest losses play a major role in substantial food waste. Onion is a staple crop of India, which directly affects prices and farmer livelihoods. The physiology of onions plays a major role in explaining why they are highly susceptible to spoilage during storage. The shelf life of onions primarily depends on two factors: Relative Humidity (RH) and Temperature. High humidity leads to fungal growth such as *Aspergillus niger* (Black mold) and bacterial soft rot, while high temperatures lead to premature sprouting [3].

The major onion-producing states in India are Maharashtra, Madhya Pradesh, Karnataka, Gujarat, and Bihar. Maharashtra ranks first in onion production with a share of 35%, followed by Madhya Pradesh with 17% according to the 2023-24 report [1]. Onion is a temperate crop but can be grown under a range of climatic conditions such as temperate, tropical, and humid environments. The best performance can be obtained in mild weather without extreme cold or heat [2].

Currently, there are two extreme solutions available. The first is traditional storage, which is low-cost but results in 30–40% onion spoilage and rot. The second is cold storage, which extends the shelf life of onions but costs a large amount of money that is unaffordable for the majority of farmers [4]. This creates a significant gap between cost and efficacy.

This paper proposes the design and feasibility of a low-cost IoT-based model that uses different types of sensors and actuators to implement an automatically controlled storage system. We use DHT22 sensor for monitoring temperature and humidity, MQ-135 sensor for spoilage gas detection, and UV-C disinfection to limit chemical usage while preventing spoilage. The system is designed to be farmer-friendly, cost-effective, and solar-powered, extending the shelf life of onions without the large cost of cold storage.

The primary objectives of this paper are to: (1) present the complete architecture of the smart onion storage system, (2) detail the logic behind the technologies used, and (3) compare the economic impact of the prototype versus existing solutions.

1.1 Qualitative Losses and Environmental Factors

According to the ICAR Grand Challenge report, improper storage leads to significant quality degradation [4].

Qualitative losses:

- **Black mold:** 25–30% reduction in market value
- **Outer skin removal:** 25–30% reduction in market value

Various abiotic factors like temperature and relative humidity (RH) affect the health of onions; hence, their balance is needed to store the crop with minimum losses [4]:

- High Temperature ($> 32^{\circ}\text{C}$) + Low RH ($< 60\%$) = **Weight loss**
- Low Temperature ($0 - 2^{\circ}\text{C}$) + High RH ($> 70\%$) = **Sprouting**
- High Temperature ($> 32^{\circ}\text{C}$) + High RH ($> 70\%$) = **Rotting**

2 Literature Review

For the proposed solution, a detailed review of literature is essential to establish the scientific foundation. The idea revolves around the physiology of onions, environmental monitoring and control methods, and disinfection technologies.

2.1 Physiology of Onion Spoilage (*Allium cepa*)

According to research from [3], the two main causes of onion loss are sprouting and spoilage. High temperatures inside storage facilities cause early sprouting in onions, which reduces their market value. The second problem is spoilage due to fungal pathogens, especially *Aspergillus niger* (black mold), which thrives in high humidity conditions generally above 75% RH [4]. Among onion diseases, *Fusarium* alone causes 50% of storage rot, which occurs mainly due to high temperatures and humidity [3]. Therefore, storage requires both temperature and humidity management.

2.2 Use of UV-C Disinfection

Some fungal pathogens are resistant to antibiotics [5], leading to the use of harsh chemical products for prevention of molds during onion storage. A better alternative is to use UV-C light disinfectant for pathogens. Generally, UV-C light is harmful to skin, but in the range of 207–222 nm, it is safe for human exposure while being highly effective at killing harmful pathogens [5]. UV-C light directly interferes with the DNA and RNA of microbes and fungi, breaking their genetic code and causing incorrect fusion, ultimately killing them and preventing further reproduction [6]. This approach can prevent the use of harsh chemicals while saving onions from fungal spoilage.

2.3 Sensors in Agriculture

Recently, there has been a drastic increase in the use of sensors in agriculture for monitoring humidity, temperature, soil moisture, and pest detection [7]. For our storage system, we use sensors for two different purposes: monitoring humidity and temperature, and detecting spoilage gases.

The DHT22 sensor monitors changes in temperature and humidity with a monitoring range of -40°C to $+80^{\circ}\text{C}$ and 0% RH to 100% RH [7]. The MQ-135 air quality sensor detects spoilage gases. When onion spoilage begins, onions release several volatile gases such as hydrogen sulfide, ammonia, and other sulfur compounds [8]. Real-time detection of these gases using the MQ-135 sensor allows us to observe sudden spikes in selected gases within the storage and take corrective actions by controlling humidity or activating UV-C disinfection.

2.4 Combination of Two Studies

While there is significant research on UV-C and IoT devices independently, no single study combines both approaches to provide a low-cost, efficient storage system for staples like onions.

3 Methodology

3.1 System Architecture

Our storage system architecture uses the following components:

- ESP32 (Wi-Fi + Bluetooth supported microcontroller)
- DHT22 (Humidity and temperature sensor)
- MQ-135 (Spoilage gas sensor)
- UV-C lamp (Germicidal light 207–222 nm)
- Dehumidifier (For reducing humidity inside storage)
- Evaporative cooling pads
- Industry-grade fans
- LCD/OLED display (For real-time readings)
- MQTT protocol (IoT connectivity)
- Relay modules (For controlling high-voltage devices)

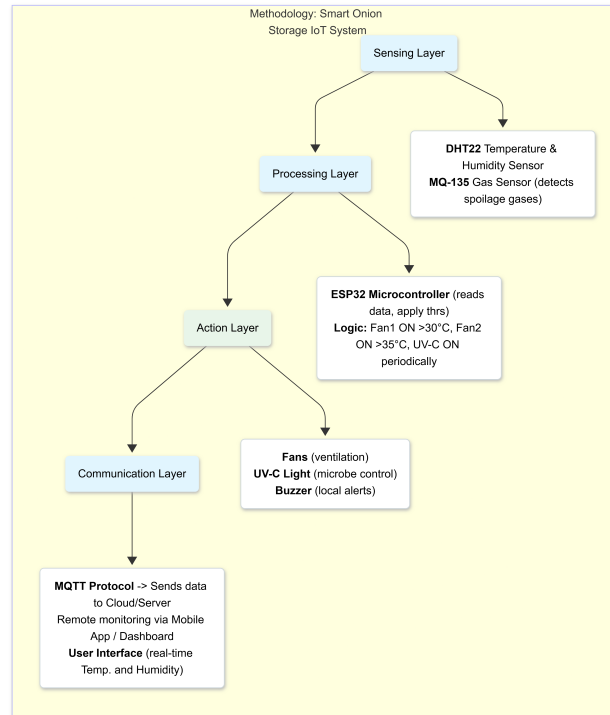


Figure 1: System Architecture Diagram

3.2 Components Selection

Microcontroller: We use ESP32 instead of Arduino Uno because of the integrated Wi-Fi and Bluetooth capabilities. This is essential for IoT connectivity with MQTT protocol. ESP32 also has a dual-core processor that enables simultaneous sensor reading and network communication [9]. It supports multiple programming languages such as Python, C, and C++.

Sensors and Actuators: As discussed, the physiology of *Allium cepa* (onion) makes it prone to spoilage due to temperature and humidity variations. We use the DHT22 sensor, which measures both parameters with high accuracy. We set sensor thresholds such that when temperature exceeds 30°C or humidity exceeds 75% RH, the system triggers alarms or activates actuators. The MQ-135 air sensor detects spoilage gases, and when it reads a spike in ammonia and sulfide compounds, it signals the actuators.

In IoT systems, actuators are devices that convert electrical signals from sensors into physical actions such as motion or environmental changes. These are the "doers" while sensors are the "readers." Our actuators include the UV-C lamp (activated when sensors detect rot or high humidity), evaporative cooling pads, dehumidifiers, and industry-grade fans (triggered when humidity is high or temperature rises).

Normally, ESP32 only supports a maximum output of 5V, which is sufficient for small prototypes but inadequate for industry-grade fans, large dehumidifiers, and UV-C lamps in real warehouse-sized projects. Here, relay modules are employed. They work by taking an external power source as input along with the ESP32 output, using an electromagnet to open and close circuits to output devices [10]. This allows ESP32 to trigger high-voltage devices safely.

3.3 Prototype of the Model

Since we lack the required components for a real-life prototype, we created a simulation using Tinkercad (a free platform for students). Tinkercad does not support ESP32 and has limited components, so we made the following replacements:

- Arduino Uno instead of ESP32
- Two DC motors instead of fans
- Neon RGB lights instead of UV-C lamp
- Potentiometer instead of DHT22
- Buzzer instead of alarm
- LCD display for real-time monitoring

Functionality: Since we cannot have actual sensors inside Tinkercad to sense humidity, temperature, and gases, we used a potentiometer to adjust temperature and humidity levels. When we rotate the potentiometer clockwise, it increases the temperature, which triggers the fans to cool the atmosphere inside the storage.

Regarding fungal spread and black mold, these generally occur when humidity exceeds 70% RH. To stop mold spread, we activate the UV-C light, which kills the fungal-causing pathogens.

Core Logic Code Snippet: The Arduino code implements conditional logic to monitor sensor readings and trigger appropriate actuators based on threshold values.

4 Analysis

4.1 Cost Effectiveness

Compared to existing storage solutions that prevent onion spoilage, cold storage costs an astronomical amount for storing 10–50 metric tons of onions [3]. India consists of 90% small farmers who cannot afford such large sums. In contrast, our storage system has an estimated cost of 60,000–70,000 Indian rupees at large scale, which is approximately 10 times cheaper than cold storage while reducing onion spoilage to 15–20% from the current 40–50% rate.

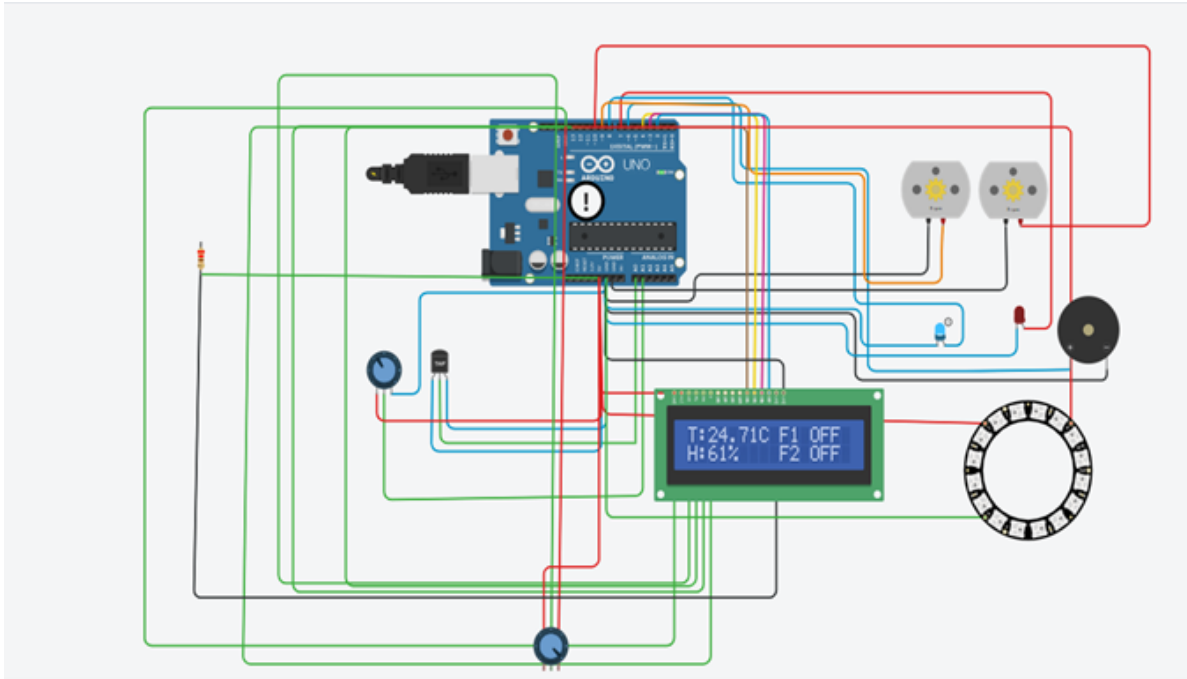


Figure 2: Circuit diagram of the simulated device

Name	Quantity	Component
Uplatform	1	Arduino Uno R3
Utmp36	1	Temperature Sensor [TMP36]
Rpot1	1	250 k Ω Potentiometer
M1 M2	2	DC Motor
D2	1	Red LED
D3	1	Blue LED
PIEZO1	1	Piezo
U2	1	LCD 16 x 2
R1	1	220 Ω Resistor
Rpot2	1	10 k Ω Potentiometer
RING1	1	NeoPixel Ring 16

Figure 3: List of devices used in the Tinkercad simulation

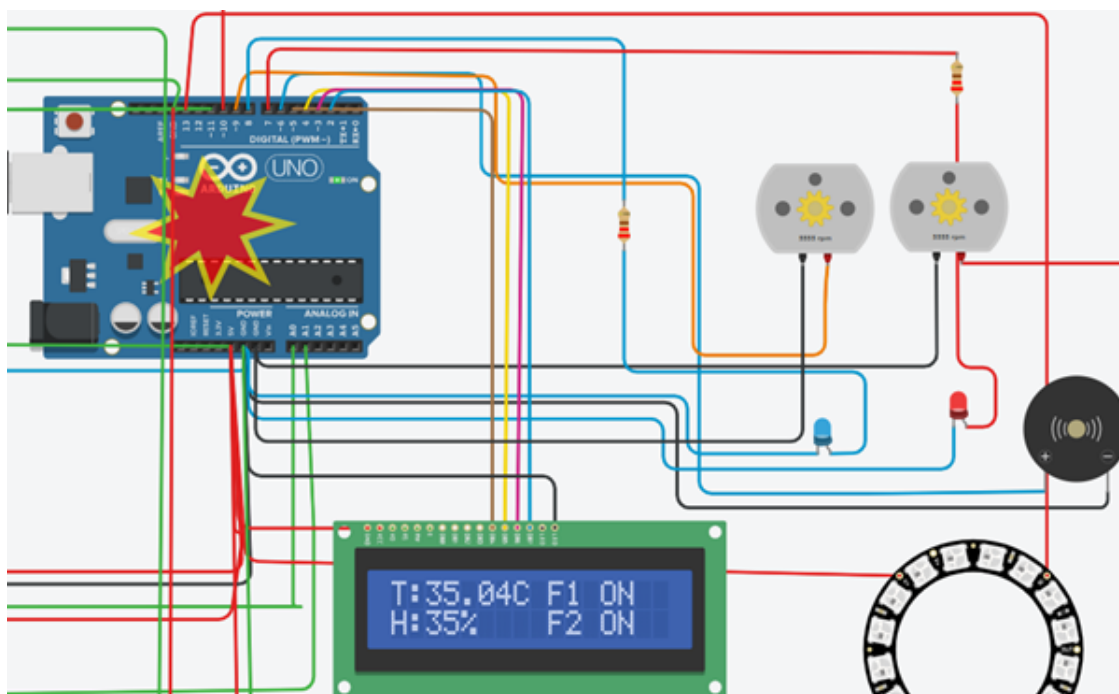


Figure 4: Fans triggered after temperature crosses the limit of 30°C

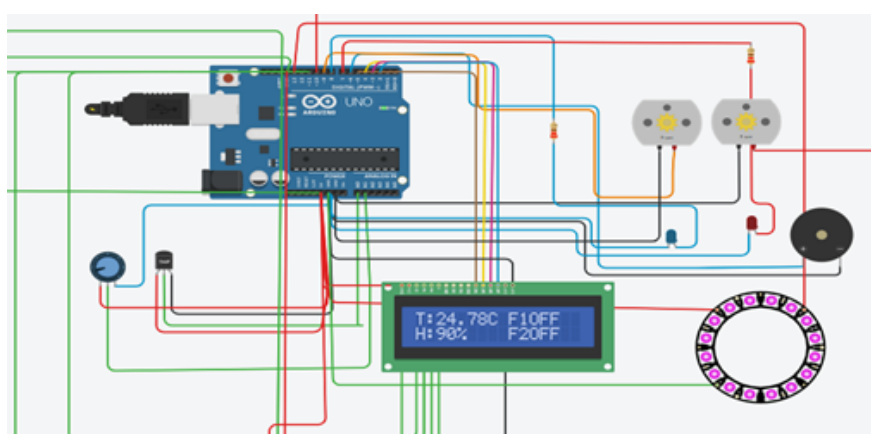


Figure 5: Activation of UV-C Lamp when humidity exceeds threshold

```

if (tempC > 30) {
  digitalWrite(fan1, HIGH);
  lcd.setCursor(9, 0);
  lcd.print("F1 ON ");
} else {
  digitalWrite(fan1, LOW);
  lcd.setCursor(9, 0);
  lcd.print("F1OFF ");
}

if (tempC > 35) {
  digitalWrite(fan2, HIGH);
  lcd.setCursor(9, 1);
  lcd.print("F2 ON ");
} else {
  digitalWrite(fan2, LOW);
  lcd.setCursor(9, 1);
  lcd.print("F2OFF ");
}

if (humidity < 65) digitalWrite(ledHum, HIGH);
else digitalWrite(ledHum, LOW);

if (tempC > 35 || humidity < 50) {
  digitalWrite(ledWarn, HIGH);
  digitalWrite(buzzer, HIGH);
} else {
  digitalWrite(ledWarn, LOW);
  digitalWrite(buzzer, LOW);
}

```

Figure 6: Arduino code snippet showing the control logic

4.2 Health Benefits

In other types of storage, harsh chemicals are used to prevent mold and fungus outbreaks, which affects consumer health. Our system uses a UV-C lamp in the safe range (207–222 nm), which directly kills fungi and stops mold spread without chemical residues.

4.3 Limitations

We are considering cost and prevention of spoilage based on existing research papers, as we have only simulated the technical components of our storage system and have not tested it in a real-life project. Field validation is required to confirm the effectiveness of the proposed system under actual storage conditions with varying onion varieties and environmental parameters.

5 Conclusion

In this paper, we have designed and implemented a smart storage system that is cost-effective and significantly better than existing cold storage and traditional storage solutions. This storage system is based on smart IoT devices such as ESP32, multiple sensors, and actuators including UV-C lamps and industry-grade fans. The system has the potential to reduce onion spoilage and sprouting during storage, decreasing the wastage rate by 20–25% from the original wastage rate of 40–45%.

The proposed system addresses the critical gap between expensive cold storage and ineffective traditional storage, making it accessible to small and marginal farmers who form the majority of India's agricultural workforce. Future work should include field trials with actual onion storage facilities, optimization of sensor thresholds for different onion varieties, and integration of machine learning algorithms for predictive maintenance and intelligent environmental control.

References

- [1] APEDA. Fresh Onions. Agricultural and Processed Food Products Export Development Authority, 2024. Available: <https://apeda.gov.in>
- [2] Department of Agriculture. Onion Cultivation Guidelines. Ministry of Agriculture & Farmers Welfare, Government of India, 2024.
- [3] Suravi T, Hasan M, Ahammed G. An update on post-harvest losses of onion and employed strategies for remedy. *Scientia Horticulturae*, 338:113794, 2024.
- [4] ICAR. GRAND CHALLENGE: Technologies for Primary Processing, Storage and Valorization of Onions - VERTICAL 1 Improvement in the design of storage structures. Indian Council of Agricultural Research, 2023.
- [5] Song B, Tark D. Ultraviolet-C light at 222 nm has a high disinfecting spectrum in environments contaminated by infectious pathogens, including SARS-CoV-2. *PLOS ONE*, 18(11):e0294427, 2023.
- [6] Chen D, Armani A, et al. Lightweight UV-C disinfection Systems. *Biomedical Optics Express*, 11(8):4326, 2020.
- [7] Renke Control Technology. List Of Agriculture Sensors, Advantages Of Agriculture Sensors. Technical Documentation, 2024. Available: <https://www.renke.com>
- [8] Rutuja Gokul J, Jyotsna Sunil S. Onion Health Monitoring and Alerting System. *International Research Journal of Engineering and Technology*, 2025.
- [9] ESP32 Technical Documentation. ESP32 vs Arduino: Definition & the Main Differences. Espressif Systems, 2024.
- [10] Electronics Hub. What is a Relay Module & How Does It Work? (Types & Uses). Technical Guide, 2024.
- [11] Kakade SR, Kad VP, Shelke GN, Yenge GB, Kamble KJ. Different onion storage structures: Dimensions, materials and effects on the quality of onions: A review. *The Pharma Innovation Journal*, 8:1969–1983, 2018.
- [12] Bhardwaj S. Onion Storage. *International Journal of Current Advanced Research*, 9(08A):22882–22884, 2020.
- [13] Morankar A, Shubham T, Professor A. Development of Onion-Storage Facility for better Shelf Life. Technical Report, 2024.
- [14] Kumari S, Adarsh A, Kendra V. Comparative Study of Different Improved Low Cost Storage Structure of Onion. *Environment and Ecology*, 40(1):195–200, 2022.
- [15] Deshmukh J, Savrikar. IOT Based Onion Storage System: A Review Paper. *International Journal of Advanced Research in Science, Communication and Technology*, 2023.