

Explore with Long-term Memory: A Benchmark and Multimodal LLM-based Reinforcement Learning Framework for Embodied Exploration

Sen Wang¹ Bangwei Liu¹ Zhenkun Gao¹ Lizhuang Ma¹ Xuhong Wang² Yuan Xie¹ Xin Tan^{1,2}

¹East China Normal University ²Shanghai AI Laboratory

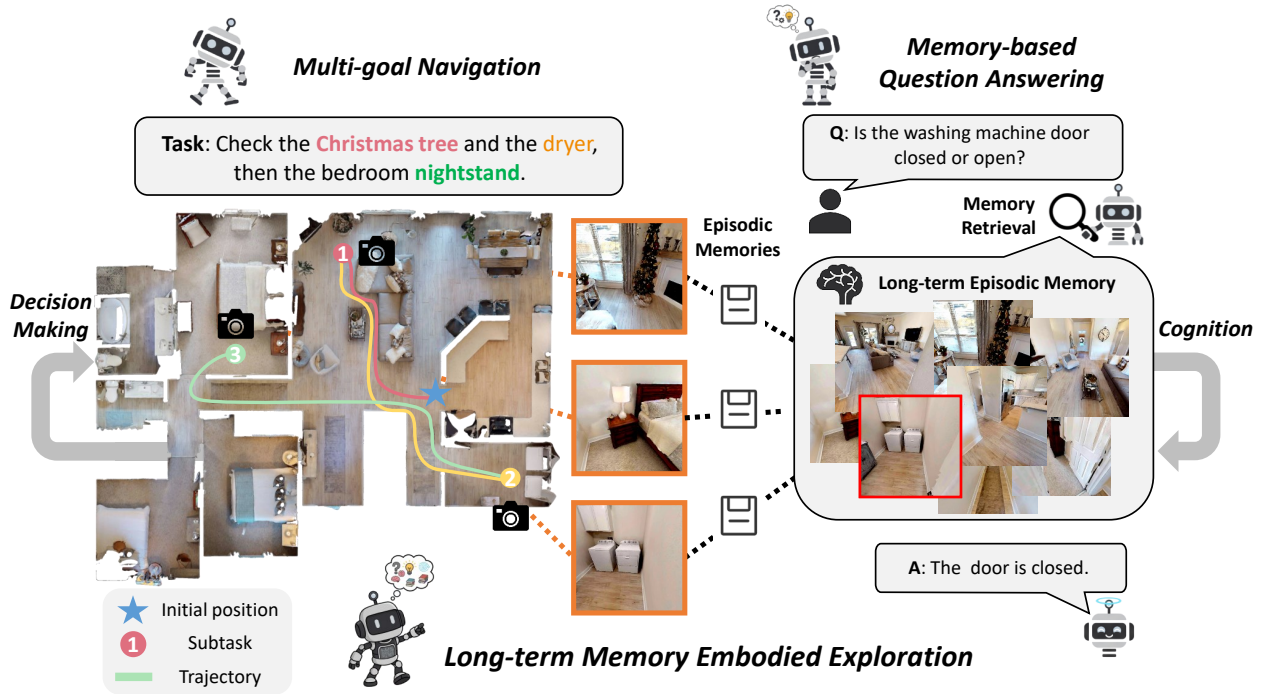


Figure 1. We propose Long-term Memory Embodied Exploration, which aims to collect episodic memories during Multi-goal Navigation and introduces Memory-based Question Answering to unify and evaluate the model’s cognitive and decision-making abilities.

Abstract

An ideal embodied agent should possess lifelong learning capabilities to handle long-horizon and complex tasks, enabling continuous operation in general environments. This not only requires the agent to accurately accomplish given tasks but also to leverage long-term episodic memory to optimize decision-making. However, existing mainstream one-shot embodied tasks primarily focus on task completion results, neglecting the crucial process of exploration and memory utilization. To address this, we propose Long-term Memory Embodied Exploration (LMEE), which aims

to unify the agent’s exploratory cognition and decision-making behaviors to promote lifelong learning. We further construct a corresponding dataset and benchmark, LMEE-Bench, incorporating multi-goal navigation and memory-based question answering to comprehensively evaluate both the process and outcome of embodied exploration. To enhance the agent’s memory recall and proactive exploration capabilities, we propose MemoryExplorer, a novel method that fine-tunes a multimodal large language model through reinforcement learning to encourage active memory querying. By incorporating a multi-task reward function that includes action prediction, frontier selection, and question answering, our model achieves proactive exploration. Extensive experiments against state-of-the-art embodied ex-

¹This work was done by Sen Wang during an internship at Shanghai AI Laboratory.

ploration models demonstrate that our approach achieves significant advantages in long-horizon embodied tasks. Our dataset and code will be released at our [website](#).

1. Introduction

A key objective in embodied intelligence is to empower agents with lifelong learning capabilities, enabling them to perform complex tasks and operate continuously in dynamic and unfamiliar environments. For example, as illustrated in Fig. 1, consider the instruction “*Check the Christmas tree and the dryer, then the bedroom nightstand.*” After completing this sequence of tasks, the agent should have developed a comprehensive understanding of the explored environment. Later, when asked a follow-up question such as “*Is the washing machine door closed or open?*”, the agent should be able to quickly retrieve its stored memory and respond, “*The door is closed.*” This capability represents more than simple task completion, as it demonstrates the agent’s ability to construct dynamic and context-aware memory representations that support efficient recall and reasoning for future interactions. Such an ability is essential for developing embodied agents that can continuously learn, adapt, and evolve in complex real-world environments [15].

Embodied exploration aims to enable agents to proactively explore unknown environments. As shown in Tab. 1, current research paradigms mainly focus on tasks such as goal navigation [3, 16, 40, 45] and embodied question answering [14, 18, 27, 48]. However, these one-shot tasks tend to emphasize outcomes while neglecting the exploration process itself. Although multi-goal navigation [15] focuses on long-horizon embodied tasks, it still overlooks how the exploration process contributes to the agent’s scene understanding and decision-making. Achieving a unified integration of cognition and decision-making is therefore crucial for developing general embodied intelligence.

Multimodal Large Language Models (MLLMs) [1, 17, 19, 33, 51] have shown remarkable potential in embodied exploration, particularly for complex scenes [13, 49]. However, existing approaches still struggle to make effective use of memory. Many methods treat memory passively, limiting the agent’s autonomy and reasoning capabilities. For example, imitation learning-based approaches [49, 52] train agents to replicate expert trajectories. This passive learning paradigm restricts generalization to unseen scenarios and, crucially, prevents the agent from developing its own proactive exploration strategies. Other vision-language exploration methods [43, 48] that depend on memory snapshots use filtering strategies to mitigate the constraints of limited context windows but fail to harness the active querying capability inherent in MLLMs. Likewise, models with long-term spatiotemporal memory [13] mainly perform post-exploration reasoning, missing the op-

portunity to use memory to proactively guide exploration.

To address these challenges, firstly, we introduce Long-term Memory Embodied Exploration (LMEE), which emphasizes not only the outcome (goal) of the embodied task but also the exploration process (memory). As illustrated in Fig. 1, LMEE consists of two key components: Multi-goal Navigation and Memory-based Question Answering. During navigation, the agent dynamically constructs on-the-fly memories. LMEE further provides a large collection of exploration-related questions that the agent must answer based on its memories. To evaluate LMEE, we construct a comprehensive dataset and establish a benchmark, LMEE-Bench, which assesses the agent from two perspectives: (1) success rate and efficiency in multi-goal navigation, and (2) accuracy in memory-based question answering. This assesses the agent’s ability to use episodic memory. The dataset encompasses 246 object categories, over 9,000 goals and questions, and 1,982 exploration trajectories.

Secondly, we propose MemoryExplorer, an MLLM-based framework for active exploration and memory retrieval trained via Reinforcement Fine-Tuning (RFT). The model proactively queries and invokes memory retrieval tools to access multimodal memory information based on current task instructions, multi-view observations, and goal-related questions. By analyzing its answers and assessing task progress, the agent gains an understanding of the current situation and plans subsequent actions accordingly. Furthermore, we design a Multi-Task Reward function that integrates action and frontier prediction with question answering, effectively unifying scene understanding, memory utilization, and planning-based decision-making. This enables the model to tackle challenging tasks in complex environments. Extensive experiments demonstrate that our approach achieves superior performance in long-term memory embodied exploration, significantly enhancing the model’s capacity for autonomous exploration and active memory retrieval, which are key abilities for realizing lifelong learning in embodied agents.

In summary, our contributions are as follows:

- We introduce LMEE, a new paradigm for developing autonomous agents by unifying exploration with memory-based reasoning. We also present its corresponding benchmark, LMEE-Bench, to holistically evaluate agents using multi-goal navigation and question answering to assess the crucial abilities of memory utilization, cognitive understanding, and decision-making.
- We propose MemoryExplorer, which uses reinforcement learning to enable active exploration and memory retrieval in unknown environments. By combining frontier prediction, action planning, and question answering, we design a multi-task reward function that optimizes the model’s policy for effective reasoning in complex scenes.

Table 1. Comparison to popular embodied exploration benchmarks.

Dataset	Train		Test		Multi-goal	Memory	Question Num	Question Type	
	Categories	Goals	Categories	Goals				Choices	Open Vocab
ObjectNav-MP3D [3]	21	7509	-	-	✗	✗	-	-	-
ObjectNav-HM3D [40]	6	5216	-	-	✗	✗	-	-	-
InstanceImageNav-HM3D [16]	6	2516	-	-	✗	✗	-	-	-
HM3D-OVON [45]	280	10987	49	1278	✗	✗	-	-	-
GOAT-Bench [15]	193	13025	36	1282	✓	✗	-	-	-
HM-EQA [27]	-	-	-	-	✗	✗	500	✓	✗
OpenEQA [18]	-	-	-	-	✗	✗	1600+	✗	✓
EXPRESS-Bench [14]	-	-	-	-	✗	✗	2044	✗	✓
MemoryEQA [48]	-	-	-	-	✗	✓	1587	✓	✗
LMEE (Ours)	208	8880	38	828	✓	✓	9286 (406)	✓	✓

2. Related Work

2.1. Embodied Navigation and Question Answering

Goal-driven Navigation and Vision-Language Question Answering are mainstream tasks in embodied intelligence. Early navigation tasks mostly targeted single targets [5, 12, 25, 37], and due to the limitations of current model generalization capabilities, navigation methods are based on modular designs and only employ modality-specific encoders. Similarly, the questions in embodied question answering tasks are relatively simple [8, 36, 47]. In recent years, MLLMs have shown impressive results in the field of embodied intelligence. Whether in open question answering [18] or multimodal navigation [2, 15, 44], embodied tasks are moving towards a long-term, generalized paradigm [7, 23, 49]. However, current tasks focus on the outcome, such as whether the target object has been found [14], or whether the answer to the embodied question is accurate [27]. This lack of attention to the process is not conducive to building lifelong learning agents. We introduce Long-term Memory Embodied Exploration, aiming to focus on the preservation of contextual memory during long-range task exploration, enabling the agent to think about problems based on experience like a human, ultimately achieving lifelong learning and self-evolution.

2.2. Memory-based Agents

Several works have explored memory mechanisms for language-based agents. For example, MemGPT [21], MemAgent [46], and Mem- α [35] provide large language models with extended context via diverse memory systems, while ReasoningBank [20] builds experience pools to support long-term tasks such as web browsing and software engineering. However, these text-based or discrete-state-based memory models are not directly applicable to embodied AI, where memory must capture spatio-temporal information from the physical world.

Memory is crucial for long-horizon embodied tasks, which are growing increasingly complex [42]. Methods like

MTU3D [52], 3D-Mem [43], and 3DLLM-Mem [13] construct memory banks or snapshots to support navigation, object localization, and spatio-temporal reasoning. Yet, these approaches mostly rely on passive memory usage, *e.g.*, imitating trajectory data [13, 52]. In contrast, we aim to enable active memory querying to enhance proactive exploration and task handling in embodied settings.

2.3. Reinforcement Learning for Embodied AI

The advantage of reinforcement learning lies in the agent’s ability to learn actively [30], and the strong generalization capability of LLMs further amplifies this benefit. Recent work leverages LLMs to automatically learn reward models from interaction data without manual annotation [6, 28]. Reinforcement learning for training multimodal LLMs to solve embodied tasks has also gained increasing attention. [32] trains perception and action jointly through real-time environmental interaction, enabling generalization across embodied tasks. [26] allows agents to ask clarifying questions for ambiguous instructions, while [34] introduces reinforcement fine-tuning to support self-evolution of embodied agents. However, early approaches rely on overly simple task instructions [32], and active questioning remains limited in scope [26], restricting applicability to complex scenarios. Other methods emphasize only task completion [10, 22, 34] and overlook the task process, which hinders lifelong learning. In contrast, we emphasize the memory retrieval capability of embodied agents for complex long-horizon tasks, enabling better scene understanding and more efficient decision-making.

3. Data Construction of LMEE

To enable agents to proactively explore and memorize in unknown environments, we construct a Long-term Memory Embodied Exploration dataset. Based on multi-goal navigation tasks, it dynamically builds a memory bank by collecting observations during the exploration process, thereby enabling memory-based embodied exploration training and

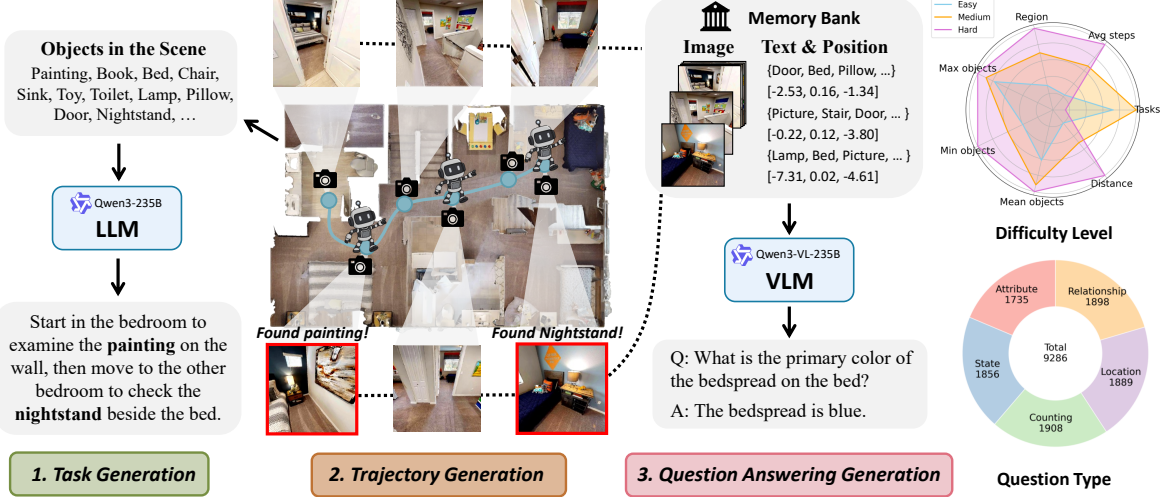


Figure 2. The construction process of Long-term Memory Embodied Exploration and data statistics.

evaluation. As shown in Fig. 2, the data construction process consists of three parts: task instruction generation, exploration trajectory generation, and memory-based question answering generation.

Task Instruction Generation. We use the real-world HM3DSem [41] dataset, including 145 training scenes and 36 test scenes with semantic labels. From these scenarios, we collected over 200 different categories of targets based on the Goat-Bench [15] dataset. Then, different regions and their corresponding objects are fed into the Large Language Model (LLM), which combines them to generate task instructions and goals.

Exploration Trajectory Generation. Based on the agent’s initial position and the positions of different targets, we used the Habitat-Sim [29] to plan the exploration path, thereby generating a multi-goal, step-by-step exploration sequence trajectory, including the corresponding action, observation, position, and rotation for each step. This is beneficial for the model to learn action-based step-by-step exploration in long-horizon planning. Simultaneously, we utilize an image tagging model [50] to label object information in each image as a text description, thereby constructing a multi-modal memory bank including text, position, and image.

Memory Bank. To facilitate efficient data sampling, we construct a memory bank:

$$\mathcal{M} = \{(p_i, f_i, o_i) \mid i = 1, \dots, n\}, \quad (1)$$

where each entry stores the position p_i , the text features f_i , and the image features o_i for each step i . We employ CLIP [24] to extract both o and f , and compute their pairwise similarity using dot products. The overall similarity between the current state (p_c, f_c, o_c) and a memory entry (p_i, f_i, o_i) is defined as:

$$s_i = \omega_f(f_c^\top f_i) + \omega_o(o_c^\top o_i) + \omega_p \text{dist}(p_c, p_i), \quad (2)$$

where ω_f , ω_o , and ω_p are the weighting coefficients for text, visual, and distance similarities, respectively, and $\text{dist}(p_c, p_i)$ denotes an exponential function of the Euclidean distance between locations. To maintain temporal consistency, we further aggregate similarity scores from the k most recent samples by computing their mean and standard deviation, and dynamically filter contextual memories at each step based on an adaptive similarity threshold.

Difficulty Level. To evaluate the model’s exploration capabilities and long-term memory, we categorize tasks into three levels: easy, medium, and difficult, based on the number of regions and goals to be explored and the distance from the initial position to the target object. Detailed statistics are presented in Fig. 2.

Question Answering Generation. We leverage a Vision Language Model (VLM) to generate question-answer pairs based on observation images associated with the navigation targets. This design serves two main purposes. First, questions are focused on navigation targets to avoid asking about objects an agent may not have observed due to non-unique trajectories, thus providing a more reliable assessment of its memory. Second, goal-oriented questions help the model understand the progress of multi-goal long-term tasks during training, determine the next goal to be found, and thus plan actions and paths. As shown in Fig. 2, the types of questions include five categories: attribute, counting, location, relationship, and state. The types of answers include two forms: open-ended and optional.

Continuous Actions. We found that in many cases, the simulator cannot execute multi-step continuous actions, which greatly increases the difficulty of the model predicting actions. Therefore, we utilize a continuous action window to sample x consecutively occurring identical actions, using one of such samples as training data.

Dataset details. We generate step-by-step trajectory data

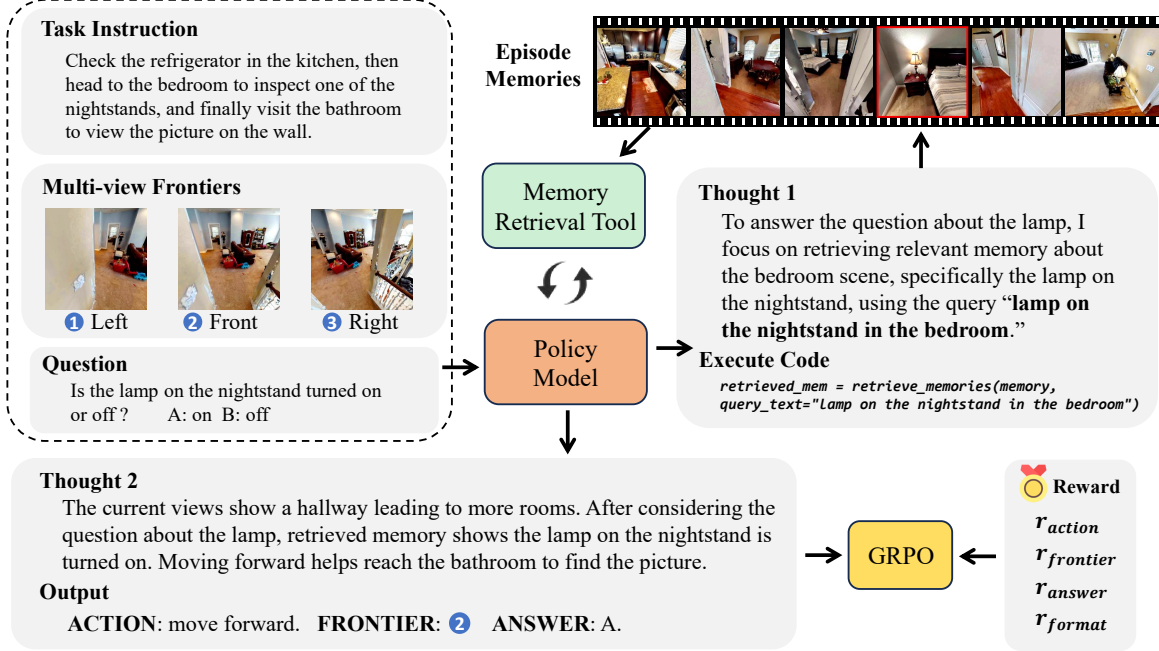


Figure 3. Illustration of training in MemoryExplorer. Given a task instruction, the multi-view observations, and a goal-oriented question. Model retrieves relevant multimodal memories from the episodic memory bank using tools, analyzes the current information alongside the retrieved memories to understand the progress of the long-term task, and performs ACTION prediction, FRONTIER selection, and question ANSWER. The policy model output response calculates the reward using a Multi-Task Reward function and is fine-tuned using GRPO.

using the training and testing scenes from HM3DSem, which serve as the training and testing sets, respectively, as shown in Tab. 1. We use Qwen3-235B-A22B-Instruct to generate task instructions and Qwen3-VL-235B-A22B-Instruct to generate question answering. The model’s action space includes moving forward (0.25 m) and turning left or right (30°), so each step contains views from these three directions. The full dataset comprises 1,982 tasks with a total of 377,311 entries, of which 1,816 tasks are allocated for training and 166 tasks for testing. After sampling, we obtain 11,684 instances for training. For more details, please refer to the *Supplementary Material*.

4. Method

Unlike previous modular learning-based vision-language navigation [4, 15, 52], we utilize an MLLM to train an end-to-end embodied agent with proactive exploration awareness. In long-term embodied exploration tasks, MLLM needs to integrate task instructions, observed images, and long-term memories for scene planning and decision-making. However, due to the limitations of the context window, the model cannot access all long-term memories at once, and supervision of long-term multi-step actions may weaken the agent’s autonomous exploration ability. Therefore, we propose MemoryExplorer, an embodied exploration model based on reinforcement learning with memory retrieval as shown in Fig. 3.

Task Definition. For LMEE, the model policy can be represented as $\pi_{\theta}(I, O, Q; M)$ of parameterized model weights θ . Model inputs include task instructions I , current multi-view observations O , a memory-based goal-oriented question Q , and externally stored long-range memory M including image-text pairs. The model’s final response can be represented as $y = (S, F, A)$, with outputs including a single-step action S , a frontier F , and an answer A .

Memory Retrieval. The proposed Long-term Memory Embodied Exploration dataset provides the multimodal contextual memories during the exploration process. The model is guided to generate code that invokes the external memory retrieval tool \mathcal{R} , subsequently obtaining the corresponding memories for reasoning and answering the given question. The memories obtained from invoking \mathcal{R} are fed back to the model as additional input, allowing for richer reasoning to support the final answer. Due to the limitations of multi-image input, this study focuses on single-round tool invocation scenarios. Since the question is related to the navigation goal, the retrieved memories further help the model understand the task progress and determine the next exploration action.

Formally, when the model retrieves memories, the first round generates an initial response $y' \sim \pi_{\theta}(\cdot | I, O, Q)$ containing the tool call and query text. Then, the memory retrieval tool $M_{re} = \mathcal{R}(y', M)$ is called to obtain the most relevant memories retrieved from long-term memory. In the

external Python environment, the text and observations in memory are encoded as text features f_t and observation features f_o by CLIP [24], respectively, while the query text is encoded as query features f_q . Cosine similarity is then calculated to obtain the *topk* most similar memories. Finally, the retrieved memories m_i are obtained by combining the results from both. The retrieval process can be represented as:

$$\mathcal{R} = \{m_i \mid i \in \text{top-}k(\cos(f_q, f_i^{(t,o)}))\}. \quad (3)$$

Finally, the final response can be represented as $y \sim \pi_\theta(\cdot \mid I, O, M_{re})$. Additionally, if the memory retrieval tool call fails, the final response is the first-round response, *i.e.*, $y \sim \pi_\theta(\cdot \mid I, O, Q)$.

Reinforcement Fine-Tuning. MemoryExplorer utilizes RFT to learn active exploration and memory retrieval. Therefore, our training objective is:

$$\begin{aligned} \max_{\pi_\theta} \quad & \mathbb{E}_{(I,O,Q) \sim D, y \sim \pi_\theta(\cdot \mid I, O, Q; M)} [r_\phi(I, O, Q, y)] \\ & - \beta D_{\text{KL}}(\pi_\theta(\cdot \mid I, O, Q; M) \parallel \pi_{\text{ref}}(\cdot \mid I, O, Q; M)). \end{aligned} \quad (4)$$

Note that our RFT training process does not optimize intermediate responses from memory retrieval tools, as our goal is to encourage the model to think and make decisions autonomously, using final reward feedback to evaluate the effectiveness of tool calls. For the specific training method, we employ Group Relative Policy Optimization (GRPO) [11], a well-established policy gradient method that estimates the baseline model by sampling response data, thus saving training resources.

Reward Modeling. Unlike single-question-answer training [9, 38, 39], we adopt a multi-task training approach that includes exploration actions, frontier selection, and memory-based question answering. This design enables the model to understand spatial and action relationships while actively invoking memory retrieval tools and generating retrieval content, thereby facilitating autonomous exploration.

To achieve multi-dimensional response optimization, we design a Multi-Task Reward function r_{total} that integrates four complementary components: action accuracy, frontier correctness, answer precision, and output format completeness. The total reward is defined as follows:

$$\begin{aligned} r_{\text{total}} = & w_{\text{act}} \cdot r_{\text{action}} \cdot c + w_{\text{front}} \cdot r_{\text{frontier}} \cdot c \\ & + w_{\text{ans}} \cdot r_{\text{answer}} + w_{\text{fmt}} \cdot r_{\text{format}}, \end{aligned} \quad (5)$$

where $r_{\text{action}}, r_{\text{frontier}}, r_{\text{answer}}, r_{\text{format}} \in [0, 1]$ represent the sub-rewards for action accuracy, frontier correctness, answer precision, and output format completeness, respectively. Specifically, r_{answer} reflects the accuracy of the predicted answer, and r_{format} encourages structured and parsable responses, determined by whether the output includes complete ACTION, FRONTIER, and ANSWER segments. c is a consistency coefficient that penalizes

logically inconsistent pairs between action and frontier. $w_{\text{act}}, w_{\text{front}}, w_{\text{ans}}, w_{\text{fmt}}$ denote the weighting coefficients for each reward component.

To further differentiate performance in scenarios involving tool assistance and tool invocation failure, a scaling factor α is applied to each sub-reward. This adjustment reduces all sub-scores when no external tool is employed, while amplifying them in tool-based reasoning conditions, thereby encouraging efficient tool utilization. The final reward r_{total} is clipped to the range $[0, 1]$ to ensure stability and comparability across tasks.

5. Experiments

We propose the Long-term Memory Embodied Exploration benchmark. It consists of two components: multi-goal navigation and memory-based question answering. The agent is first required to perform multi-goal navigation in an unknown environment, storing and utilizing memories from the exploration process to complete the tasks. Subsequently, the agent must answer questions related to the navigation targets based on its memory. Additionally, during multi-goal navigation, the agent can leverage memory retrieval to locate specified targets. We also evaluate the agent’s exploration and memory retrieval capabilities on the multimodal lifelong navigation benchmark platform, GOAT-Bench.

Experimental details. Our model is trained based on Qwen2.5-VL-7B-Instruct [1]. We use EasyR1, a simplified version of the VERL framework. The learning rate is set to $1e-6$, and a KL penalty coefficient of 0.1 is applied to maintain training stability. Training is conducted on 8 NVIDIA H200 GPUs for 160 steps with a global batch size of 128. The *topk* is set to 3. The consistency coefficient c is set to 0.5. The scaling factor α is set to 1.2 when tool assistance is involved, and to 0.5 for r_{answer} and r_{format} , and 0.6 for r_{action} and r_{frontier} when tool invocation fails. More experimental details are provided in the *Supplementary Material*.

Benchmark. LMEE-Bench consists of 166 tasks with 828 goals and 406 questions. Due to resource constraints, we randomly select a subset of 58 tasks for evaluation, covering 272 goals and 145 questions. We also provide results on the full test set in the *Supplementary Material*. LMEE consists of two types of tasks: multi-goal navigation and goal-oriented memory-based question answering. The questions cover five types: attributes, counting, location, relationships, and states, while the answers are provided in two formats: open-ended and multiple-choice. **GOAT-Bench** is a multimodal lifelong navigation benchmark. The task requires agents to navigate to multiple targets. Each target is described by category name, language description, and image. Due to the large scale and limited resources of GOAT-Bench, we followed 3D-Mem to evaluate a subset of “Val Unseen” set, including 36 scenarios, one exploration round each, and 278 navigation subtasks in total.

Table 2. Experiments on LMEE-Bench. Score represents the MLLM-Score for open-ended answers, and Acc represents the accuracy rate of the answer choices.

Method	Easy				Medium				Hard				Total			
	Nav		QA		Nav		QA		Nav		QA		Nav		QA	
	SR	SPL	Score	Acc	SR	SPL	Score	Acc	SR	SPL	Score	Acc	SR	SPL	Score	Acc
Retrieval-Augmented QA																
LLaVA-OneVision-7B [17]	-	-	35.71	57.14	-	-	42.02	62.77	-	-	25.00	43.75	-	-	38.62	59.31
Llama3.2-Vision-11B [19]	-	-	43.57	48.57	-	-	28.19	37.23	-	-	20.31	31.25	-	-	31.03	39.31
Qwen2.5-VL-7B [1]	-	-	36.43	65.71	-	-	43.62	53.19	-	-	42.19	43.75	-	-	41.72	55.86
InternVL3-8B [51]	-	-	42.14	65.71	-	-	41.22	54.26	-	-	26.56	43.75	-	-	39.83	55.17
Qwen3-VL-8B [33]	-	-	43.57	65.71	-	-	36.70	58.51	-	-	32.81	62.50	-	-	37.93	60.69
GPT-4o	-	-	43.57	65.71	-	-	37.50	51.06	-	-	40.62	56.25	-	-	39.31	55.17
Gemini-2.5-Flash	-	-	44.29	51.43	-	-	37.77	50.00	-	-	23.44	50.00	-	-	37.76	50.34
MLLM Exploration																
Explore-EQA [27]	4.26	4.26	-	-	15.17	8.67	-	-	14.89	7.25	-	-	13.24	7.66	-	-
3D-Mem [43]	21.28	9.68	30.71	42.86	15.73	6.09	34.57	44.68	17.02	6.97	25.00	18.75	16.91	6.86	32.59	41.38
RA-Mem	25.53	15.65	34.29	54.29	21.35	12.14	37.77	62.77	14.89	8.86	25.00	43.75	20.96	12.18	35.52	58.62
MemoryExplorer (Ours)	31.91	21.11	35.71	68.57	21.35	14.03	48.14	63.83	23.40	12.51	34.38	68.75	23.53	14.99	43.62	65.52

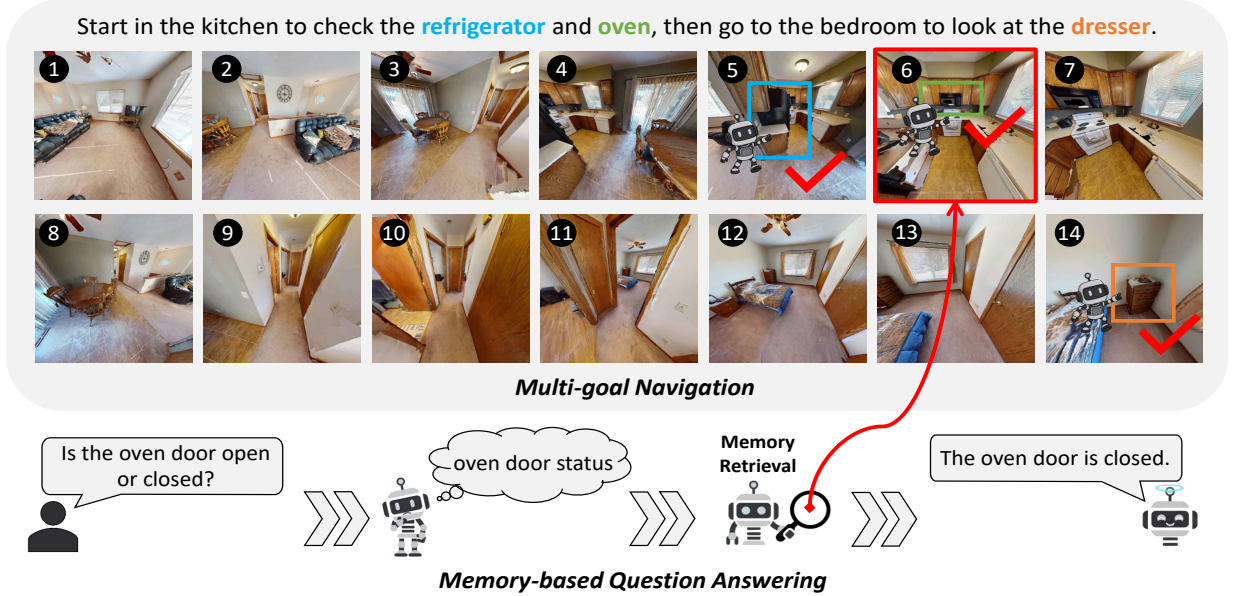


Figure 4. Qualitative example of LMEE-Bench.

Metric. We evaluate performance using Success Rate (SR) and Success weighted by Path Length (SPL). The success criterion for the navigation task is that the agent’s final position is considered successful when it is no more than 1 meter from the navigation target. For goal-oriented open-ended questions, we propose MLLM-Score, a quantitative metric leveraging an MLLM. For each question, the ground-truth answer, the observation of the target object, and the predicted answer are provided to the MLLM. Due to resource constraints, we use Qwen3-VL-30B-A3B-Instruct as our evaluation model. The MLLM assigns a score from 1 to 5 to each prediction to assess its quality. The MLLM-Score measures answer accuracy by averaging the scores across all questions and converting the result to a 0–100 scale. For

multiple-choice questions, we evaluate predicted answers using standard accuracy.

Baselines. For the baseline evaluation of long-term memory exploration with MLLMs, we primarily compare our method with Explore-EQA [27] and 3D-Mem [43]. Since Explore-EQA lacks memory capabilities, we only evaluate its performance on multi-goal navigation tasks. 3D-Mem serves as an active exploration baseline leveraging long-term memory, enabling agent exploration and lifelong learning through memory snapshots and frontier snapshots. In addition, we develop a Retrieval-Augmented Memory (RA-Mem) variant based on 3D-Mem. While 3D-Mem uses an object-based memory filtering approach to limit the model’s context window, it does not fully exploit the po-

Table 3. Experiments on GOAT-Bench. Evaluated on the “Val Unseen” split. Methods denoted by * are from GOAT-Bench, and those with † are evaluated on the subset. All MLLM-based exploration methods are implemented based on Qwen2.5-VL-7B.

Method	Success Rate	SPL
GOAT-Bench Baselines [15]		
Modular GOAT*	24.9	17.2
Modular CLIP on Wheels*	16.1	10.4
SenseAct-NN Skill Chain*	29.5	11.3
SenseAct-NN Monolithic*	12.3	6.8
MLLM Exploration		
Explore-EQA [27]†	23.02	14.43
3D-Mem [43]†	37.05	20.26
RA-Mem†	42.81	21.95
MemoryExplorer (Ours)†	46.40	28.03

tential of MLLMs. In contrast, RA-Mem independently generates queries based on the task and current observations to retrieve memory and guide the agent in completing tasks. However, these methods still rely solely on MLLM reasoning. Our proposed MemoryExplorer extends RA-Mem by incorporating reinforcement learning, improving the model’s active memory retrieval and exploration capabilities. Beyond active exploration, we also evaluate a post-exploration setting, where MemoryExplorer collects observations during navigation to construct a memory bank, and we compare the performance of different MLLM models using Retrieval-Augmented Question Answering.

Quantitative Comparison. As shown in Tab. 2, our model demonstrates higher robustness and efficiency compared to existing embodied exploration methods on LMEE-Bench. In addition, we evaluate current MLLMs using retrieval-augmented question answering. We observe that Qwen2.5-VL-7B performs better on open-ended questions, while Qwen3-VL-8B and LLaVA-OV-7B excel at multiple-choice questions. This suggests that misalignment between cognitive understanding and action decision-making may lead to hallucinations in the models.

The results on GOAT-Bench are shown in Tab. 3, RA-Mem is more flexible than the memory pre-filtering mechanism used in 3D-Mem, as it actively generates memory query texts to more effectively leverage long-term memory, thereby significantly improving the model’s success rate. Moreover, MemoryExplorer further enhances the agent’s success rate and efficiency in multi-goal long-horizon navigation, demonstrating the performance gains brought by improved utilization of exploratory memories.

Qualitative results on LMEE-Bench. To more intuitively demonstrate the effectiveness of embodied exploration based on long-term memory, we present a test result on LMEE-Bench in Fig. 4. Through multi-goal exploration and memory storage, the agent gradually understands the

Table 4. Ablation study on question type.

Setting	LMEE-Bench			GOAT-Bench	
	SR	SPL	Score	SR	SPL
Baseline	20.96	12.18	35.52	42.81	21.95
Simple	20.80	12.49	41.33	44.24	27.29
Multiple-choice	23.53	14.99	43.62	46.40	28.03
All	22.06	15.13	43.28	48.20	29.36

complex environment. When a question is presented to the agent, it retrieves relevant memories and answers the question correctly.

Ablation Study. Our baseline is RA-Mem, and we apply RFT to enhance the agent’s ability to actively retrieve memories and exploration. We begin with a relatively simple task-progress question: “Which objects in the task have already been found or completed?” The answer corresponds to the discovered target objects, such as “tv, couch, oven, sink.” We then increase the difficulty by extending it to multiple-choice questions covering all five dataset question types. Finally, we combine the two settings above. As shown in Tab. 4, training the model using memory retrieval tools significantly improved model performance, while there is a non-linear positive correlation between the question types and model performance. Using only a single question type cannot achieve the best results, whereas incorporating a richer variety of question types enables the model to achieve strong performance.

Visualization. We visualize the training reward curve and tool usage percentage in Fig. 5. The model gradually learns to invoke the memory-retrieval tool more accurately, which in turn leads to improved answer accuracy.

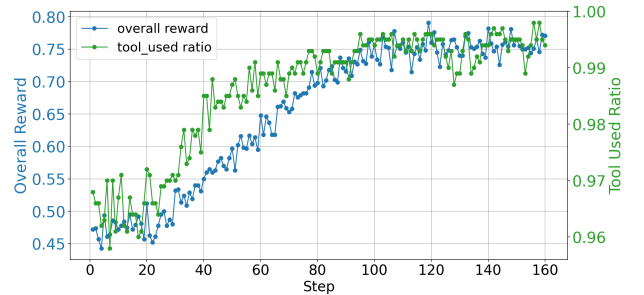


Figure 5. Training reward curve and tool usage percentage.

6. Conclusion

We propose Long-term Memory Embodied Exploration (LMEE), which constructs a episodic memory bank through Multi-goal Navigation and leverages Memory-based Question Answering to jointly promote the integration of cognitive and decision-making. We further introduce MemoryExplorer, a reinforcement learning framework that trains the model to actively retrieve memory. A Multi-Task reward function combining action prediction, frontier selection,

and question answering enables autonomous exploration and proactive memory use. Our approach achieves strong performance on both the LMEE-Bench and GOAT-Bench.

References

- [1] Shuai Bai, Keqin Chen, Xuejing Liu, Jialin Wang, Wenbin Ge, Sibao Song, Kai Dang, Peng Wang, Shijie Wang, Jun Tang, et al. Qwen2. 5-vl technical report. *arXiv preprint arXiv:2502.13923*, 2025. 2, 6, 7
- [2] Yihan Cao, Jiazhao Zhang, Zhinan Yu, Shuzhen Liu, Zheng Qin, Qin Zou, Bo Du, and Kai Xu. Cognav: Cognitive process modeling for object goal navigation with llms. In *Proceedings of the IEEE/CVF International Conference on Computer Vision*, pages 9550–9560, 2025. 3
- [3] Angel Chang, Angela Dai, Thomas Funkhouser, Maciej Halber, Matthias Niessner, Manolis Savva, Shuran Song, Andy Zeng, and Yinda Zhang. Matterport3d: Learning from rgb-d data in indoor environments. *arXiv preprint arXiv:1709.06158*, 2017. 2, 3
- [4] Matthew Chang, Theophile Gervet, Mukul Khanna, Sriram Yenamandra, Dhruv Shah, So Yeon Min, Kavitha Shah, Chris Paxton, Saurabh Gupta, Dhruv Batra, et al. Goat: Go to any thing. *arXiv preprint arXiv:2311.06430*, 2023. 5
- [5] Devendra Singh Chaplot, Dhiraj Prakashchand Gandhi, Abhinav Gupta, and Russ R Salakhutdinov. Object goal navigation using goal-oriented semantic exploration. *Advances in Neural Information Processing Systems*, 33:4247–4258, 2020. 3
- [6] Zhenfang Chen, Delin Chen, Rui Sun, Wenjun Liu, and Chuhan Gan. Scaling autonomous agents via automatic reward modeling and planning. *arXiv preprint arXiv:2502.12130*, 2025. 3
- [7] Zhili Cheng, Yuge Tu, Ran Li, Shiqi Dai, Jinyi Hu, Shengding Hu, Jiahao Li, Yang Shi, Tianyu Yu, Weize Chen, et al. Embodiedeval: Evaluate multimodal llms as embodied agents. *arXiv preprint arXiv:2501.11858*, 2025. 3
- [8] Abhishek Das, Samyak Datta, Georgia Gkioxari, Stefan Lee, Devi Parikh, and Dhruv Batra. Embodied question answering. In *Proceedings of the IEEE conference on computer vision and pattern recognition*, pages 1–10, 2018. 3
- [9] Xingyu Fu, Minqian Liu, Zhengyuan Yang, John Corring, Yijuan Lu, Jianwei Yang, Dan Roth, Dinei Florencio, and Cha Zhang. Refocus: Visual editing as a chain of thought for structured image understanding. *arXiv preprint arXiv:2501.05452*, 2025. 6
- [10] Chen Gao, Liankai Jin, Xingyu Peng, Jiazhao Zhang, Yue Deng, Annan Li, He Wang, and Si Liu. Octonav: Towards generalist embodied navigation. *arXiv preprint arXiv:2506.09839*, 2025. 3
- [11] Daya Guo, Dejian Yang, Haowei Zhang, Junxiao Song, Ruoyu Zhang, Runxin Xu, Qihao Zhu, Shirong Ma, Peiyi Wang, Xiao Bi, et al. Deepseek-r1: Incentivizing reasoning capability in llms via reinforcement learning. *arXiv preprint arXiv:2501.12948*, 2025. 6
- [12] Meera Hahn, Devendra Singh Chaplot, Shubham Tulsiani, Mustafa Mukadam, James M Rehg, and Abhinav Gupta. No rl, no simulation: Learning to navigate without navigating. *Advances in Neural Information Processing Systems*, 34:26661–26673, 2021. 3
- [13] Wenbo Hu, Yining Hong, Yanjun Wang, Leison Gao, Zibu Wei, Xingcheng Yao, Nanyun Peng, Yonatan Bitton, Idan Szepes, and Kai-Wei Chang. 3d-llm-mem: Long-term spatial-temporal memory for embodied 3d large language model. *arXiv preprint arXiv:2505.22657*, 2025. 2, 3
- [14] Kaixuan Jiang, Yang Liu, Weixing Chen, Jingzhou Luo, Ziliang Chen, Ling Pan, Guanbin Li, and Liang Lin. Beyond the destination: A novel benchmark for exploration-aware embodied question answering. *arXiv preprint arXiv:2503.11117*, 2025. 2, 3
- [15] Mukul Khanna, Ram Ramrakhya, Gunjan Chhablani, Sriram Yenamandra, Theophile Gervet, Matthew Chang, Zsolt Kira, Devendra Singh Chaplot, Dhruv Batra, and Roozbeh Motlaghi. Goat-bench: A benchmark for multi-modal lifelong navigation. In *Proceedings of the IEEE/CVF Conference on Computer Vision and Pattern Recognition*, pages 16373–16383, 2024. 2, 3, 4, 5, 8
- [16] Jacob Krantz, Stefan Lee, Jitendra Malik, Dhruv Batra, and Devendra Singh Chaplot. Instance-specific image goal navigation: Training embodied agents to find object instances. *arXiv preprint arXiv:2211.15876*, 2022. 2, 3
- [17] Bo Li, Yuanhan Zhang, Dong Guo, Renrui Zhang, Feng Li, Hao Zhang, Kaichen Zhang, Peiyuan Zhang, Yanwei Li, Ziwei Liu, et al. Llava-onevision: Easy visual task transfer. *arXiv preprint arXiv:2408.03326*, 2024. 2, 7
- [18] Arjun Majumdar, Anurag Ajay, Xiaohan Zhang, Pranav Putta, Sriram Yenamandra, Mikael Henaff, Sneha Silwal, Paul Mcvay, Oleksandr Maksymets, Sergio Arnaud, et al. Openeqa: Embodied question answering in the era of foundation models. In *Proceedings of the IEEE/CVF conference on computer vision and pattern recognition*, pages 16488–16498, 2024. 2, 3
- [19] AI Meta. Llama 3.2: Revolutionizing edge ai and vision with open, customizable models. *Meta AI Blog*. Retrieved December, 20:2024, 2024. 2, 7
- [20] Siru Ouyang, Jun Yan, I Hsu, Yanfei Chen, Ke Jiang, Zifeng Wang, Rujun Han, Long T Le, Samira Daruki, Xiangru Tang, et al. Reasoningbank: Scaling agent self-evolving with reasoning memory. *arXiv preprint arXiv:2509.25140*, 2025. 3
- [21] Charles Packer, Sarah Wooders, Kevin Lin, Vivian Fang, Shishir G Patil, Ion Stoica, and Joseph E Gonzalez. Memgpt: Towards llms as operating systems. *arXiv preprint arXiv:2310.08560*, 2023. 3
- [22] Zhangyang Qi, Zhixiong Zhang, Yizhou Yu, Jiaqi Wang, and Hengshuang Zhao. Vln-r1: Vision-language navigation via reinforcement fine-tuning. *arXiv preprint arXiv:2506.17221*, 2025. 3
- [23] Yanyuan Qiao, Haodong Hong, Wenqi Lyu, Dong An, Siqi Zhang, Yutong Xie, Xinyu Wang, and Qi Wu. Navbench: Probing multimodal large language models for embodied navigation. *arXiv preprint arXiv:2506.01031*, 2025. 3
- [24] Alec Radford, Jong Wook Kim, Chris Hallacy, Aditya Ramesh, Gabriel Goh, Sandhini Agarwal, Girish Sastry, Amanda Askell, Pamela Mishkin, Jack Clark, et al. Learning

- transferable visual models from natural language supervision. In *International conference on machine learning*, pages 8748–8763. PmLR, 2021. 4, 6
- [25] Ram Ramrakhya, Eric Undersander, Dhruv Batra, and Abhishek Das. Habitat-web: Learning embodied object-search strategies from human demonstrations at scale. In *Proceedings of the IEEE/CVF conference on computer vision and pattern recognition*, pages 5173–5183, 2022. 3
- [26] Ram Ramrakhya, Matthew Chang, Xavier Puig, Ruta Desai, Zsolt Kira, and Roozbeh Mottaghi. Grounding multimodal llms to embodied agents that ask for help with reinforcement learning. *arXiv preprint arXiv:2504.00907*, 2025. 3
- [27] Allen Z Ren, Jaden Clark, Anushri Dixit, Masha Itkina, Anirudha Majumdar, and Dorsa Sadigh. Explore until confident: Efficient exploration for embodied question answering. *arXiv preprint arXiv:2403.15941*, 2024. 2, 3, 7, 8, 5
- [28] Vishnu Sarukkai, Brennan Shacklett, Zander Majercik, Kush Bhatia, Christopher Ré, and Kayvon Fatahalian. Automated rewards via llm-generated progress functions. *arXiv preprint arXiv:2410.09187*, 2024. 3
- [29] Manolis Savva, Abhishek Kadian, Oleksandr Maksymets, Yili Zhao, Erik Wijmans, Bhavana Jain, Julian Straub, Jia Liu, Vladlen Koltun, Jitendra Malik, et al. Habitat: A platform for embodied ai research. In *Proceedings of the IEEE/CVF international conference on computer vision*, pages 9339–9347, 2019. 4
- [30] Kunal Pratap Singh, Luca Weihs, Alvaro Herrasti, Jonghyun Choi, Aniruddha Kembhavi, and Roozbeh Mottaghi. Ask4help: Learning to leverage an expert for embodied tasks. *Advances in Neural Information Processing Systems*, 35:16221–16232, 2022. 3
- [31] Xinshuai Song, Weixing Chen, Yang Liu, Weikai Chen, Guanbin Li, and Liang Lin. Towards long-horizon vision-language navigation: Platform, benchmark and method. In *Proceedings of the Computer Vision and Pattern Recognition Conference*, pages 12078–12088, 2025. 3
- [32] Andrew Szot, Max Schwarzer, Harsh Agrawal, Bogdan Mazouze, Rin Metcalfe, Walter Talbott, Natalie Mackraz, R Devon Hjelm, and Alexander T Toshev. Large language models as generalizable policies for embodied tasks. In *The Twelfth International Conference on Learning Representations*, 2023. 3
- [33] Qwen Team. Qwen3-vl: Sharper vision, deeper thought, broader action. *Qwen Blog*. Accessed, pages 10–04, 2025. 2, 7
- [34] Wanxin Tian, Shijie Zhang, Kevin Zhang, Xiaowei Chi, Yulin Luo, Junyu Lu, Chunkai Fan, Qiang Zhou, Yiming Zhao, Ning Liu Siyu Lin, et al. Seer-rl: Tree-structured reinforcement fine-tuning for self-evolving embodied agents. *arXiv preprint arXiv:2506.21669*, 2025. 3
- [35] Yu Wang, Ryuichi Takanobu, Zhiqi Liang, Yuzhen Mao, Yuanzhe Hu, Julian McAuley, and Xiaojian Wu. Mem- $\{\alpha\}$: Learning memory construction via reinforcement learning. *arXiv preprint arXiv:2509.25911*, 2025. 3
- [36] Erik Wijmans, Samyak Datta, Oleksandr Maksymets, Abhishek Das, Georgia Gkioxari, Stefan Lee, Irfan Essa, Devi Parikh, and Dhruv Batra. Embodied question answering in photorealistic environments with point cloud perception. In *Proceedings of the IEEE/CVF Conference on Computer Vision and Pattern Recognition*, pages 6659–6668, 2019. 3
- [37] Erik Wijmans, Abhishek Kadian, Ari Morcos, Stefan Lee, Irfan Essa, Devi Parikh, Manolis Savva, and Dhruv Batra. Dd-ppo: Learning near-perfect pointgoal navigators from 2.5 billion frames. *arXiv preprint arXiv:1911.00357*, 2019. 3
- [38] Jinming Wu, Zihao Deng, Wei Li, Yiding Liu, Bo You, Bo Li, Zejun Ma, and Ziwei Liu. Mmsearch-rl: Incentivizing llms to search. *arXiv preprint arXiv:2506.20670*, 2025. 6
- [39] Mingyuan Wu, Jingcheng Yang, Jize Jiang, Meitang Li, Kaizhuo Yan, Hanchao Yu, Minjia Zhang, Chengxiang Zhai, and Klara Nahrstedt. Vtool-rl: Vllms learn to think with images via reinforcement learning on multimodal tool use. *arXiv preprint arXiv:2505.19255*, 2025. 6
- [40] Karmesh Yadav, Jacob Krantz, Ram Ramrakhya, Santhosh Kumar Ramakrishnan, Jimmy Yang, Austin Wang, John Turner, Aaron Gokaslan, Vincent-Pierre Berges, Roozbeh Mootaghi, Oleksandr Maksymets, Angel X Chang, Manolis Savva, Alexander Clegg, Devendra Singh Chaplot, and Dhruv Batra. Habitat challenge 2023. <https://aihabitat.org/challenge/2023/>, 2023. 2, 3
- [41] Karmesh Yadav, Ram Ramrakhya, Santhosh Kumar Ramakrishnan, Theo Gervet, John Turner, Aaron Gokaslan, Noah Maestre, Angel Xuan Chang, Dhruv Batra, Manolis Savva, et al. Habitat-matterport 3d semantics dataset. In *Proceedings of the IEEE/CVF Conference on Computer Vision and Pattern Recognition*, pages 4927–4936, 2023. 4
- [42] Rui Yang, Hanyang Chen, Junyu Zhang, Mark Zhao, Cheng Qian, Kangrui Wang, Qinqing Wang, Teja Venkat Koripella, Marziyeh Movahedi, Manling Li, et al. Embodiedbench: Comprehensive benchmarking multi-modal large language models for vision-driven embodied agents. *arXiv preprint arXiv:2502.09560*, 2025. 3
- [43] Yuncong Yang, Han Yang, Jiachen Zhou, Peihao Chen, Hongxin Zhang, Yilun Du, and Chuang Gan. 3d-mem: 3d scene memory for embodied exploration and reasoning. In *Proceedings of the Computer Vision and Pattern Recognition Conference*, pages 17294–17303, 2025. 2, 3, 7, 8, 5
- [44] Hang Yin, Xiuwei Xu, Linqing Zhao, Ziwei Wang, Jie Zhou, and Jiwen Lu. Unigoal: Towards universal zero-shot goal-oriented navigation. In *Proceedings of the Computer Vision and Pattern Recognition Conference*, pages 19057–19066, 2025. 3
- [45] Naoki Yokoyama, Ram Ramrakhya, Abhishek Das, Dhruv Batra, and Sehoon Ha. Hm3d-ovon: A dataset and benchmark for open-vocabulary object goal navigation. In *2024 IEEE/RSJ International Conference on Intelligent Robots and Systems (IROS)*, pages 5543–5550. IEEE, 2024. 2, 3
- [46] Hongli Yu, Tinghong Chen, Jiangtao Feng, Jiangjie Chen, Weinan Dai, Qiying Yu, Ya-Qin Zhang, Wei-Ying Ma, Jingjing Liu, Mingxuan Wang, et al. Memagent: Reshaping long-context llm with multi-conv rl-based memory agent. *arXiv preprint arXiv:2507.02259*, 2025. 3
- [47] Licheng Yu, Xinlei Chen, Georgia Gkioxari, Mohit Bansal, Tamara L Berg, and Dhruv Batra. Multi-target embodied question answering. In *Proceedings of the IEEE/CVF Con-*

- ference on Computer Vision and Pattern Recognition*, pages 6309–6318, 2019. [3](#)
- [48] Mingliang Zhai, Zhi Gao, Yuwei Wu, and Yunde Jia. Memory-centric embodied question answer. *arXiv preprint arXiv:2505.13948*, 2025. [2](#), [3](#)
- [49] Wenqi Zhang, Mengna Wang, Gangao Liu, Xu Huixin, Yiwei Jiang, Yongliang Shen, Guiyang Hou, Zhe Zheng, Hang Zhang, Xin Li, et al. Embodied-reasoner: Synergizing visual search, reasoning, and action for embodied interactive tasks. *arXiv preprint arXiv:2503.21696*, 2025. [2](#), [3](#)
- [50] Youcai Zhang, Xinyu Huang, Jinyu Ma, Zhaoyang Li, Zhaochuan Luo, Yanchun Xie, Yuzhuo Qin, Tong Luo, Yaqian Li, Shilong Liu, et al. Recognize anything: A strong image tagging model. In *Proceedings of the IEEE/CVF Conference on Computer Vision and Pattern Recognition*, pages 1724–1732, 2024. [4](#)
- [51] Jinguo Zhu, Weiyun Wang, Zhe Chen, Zhaoyang Liu, Shenglong Ye, Lixin Gu, Hao Tian, Yuchen Duan, Weijie Su, Jie Shao, et al. Internvl3: Exploring advanced training and test-time recipes for open-source multimodal models. *arXiv preprint arXiv:2504.10479*, 2025. [2](#), [7](#)
- [52] Ziyu Zhu, Xilin Wang, Yixuan Li, Zhuofan Zhang, Xiaojian Ma, Yixin Chen, Baoxiong Jia, Wei Liang, Qian Yu, Zhi-dong Deng, et al. Move to understand a 3d scene: Bridging visual grounding and exploration for efficient and versatile embodied navigation. In *Proceedings of the IEEE/CVF International Conference on Computer Vision*, pages 8120–8132, 2025. [2](#), [3](#), [5](#)

Explore with Long-term Memory: A Benchmark and Multimodal LLM-based Reinforcement Learning Framework for Embodied Exploration

Supplementary Material

7. Full-set Evaluation

Due to resource constraints, we used approximately 35% of the test set (58/166) for comparison in the main text. To fully illustrate the superiority of our method, we present the comparison results of existing embodied exploration methods on the full LMEE-Bench in Tab. 5. Due to the limitation of inference speed, completing all 166 tasks requires a substantial amount of time. The experimental conclusions show no significant difference between the subset and the full test set, demonstrating that the subset is sufficient for accurately evaluating the model.

We also evaluate the answer quality across different question types. As shown in Fig. 6, we test MemoryExplorer on both the subset and the full dataset, and the distribution of performance across question types remains largely consistent, further demonstrating the generalizability of the subset results. In addition, for counting and relational questions, there is a noticeable performance gap between open-ended answers and multiple-choice answers, indicating that large models still struggle with certain challenging open-ended question types.

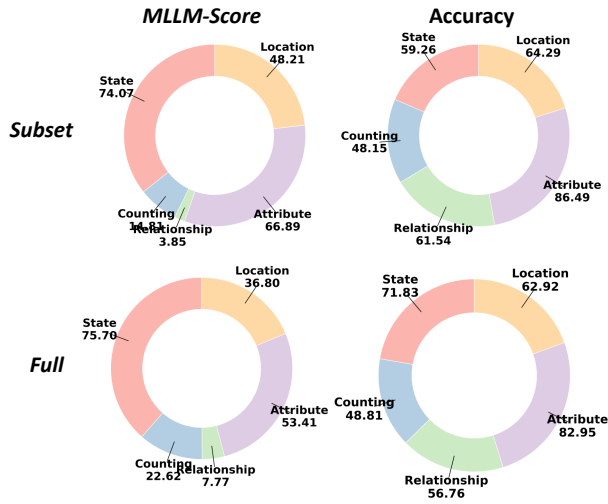


Figure 6. Answer quality across different question types.

8. Ablation Study

First, we provide additional experiments to verify the effectiveness of the training task design. As shown in Tab. 6, supervising the agent only on autonomous navigation does not lead to a clear performance improvement. Once the

memory-retrieval tool is introduced, the model achieves a significant performance gain, demonstrating that learning active retrieval is crucial for improving accuracy in long-horizon navigation and memory-based question answering.

Second, we conduct ablation studies on the reward design. Our proposed multi-task reward consists of an action–frontier consistency penalty and a tool-usage penalty. As shown in Tab. 7, incorporating these penalties leads to improved model performance.

Finally, Tab. 8 presents additional ablation experiments on the training hyperparameter settings.

9. Real World Testing

To verify the sim-to-real generalization and practical applicability of our MemoryExplorer agent, we deployed it on a physical robotic platform. This section details our experimental setup and presents the qualitative results from tests conducted in real-world, unstructured office environments. Our goal was to demonstrate that the core long-term memory mechanism can be effectively transferred from simulation to reality. The experiments were performed on a ROSMASTER X3 robot as shown in Fig. 7, which uses an Orbbec Astra Pro depth camera as its primary visual sensor. Our system architecture involved the robot, a local computer, and a remote server with an NVIDIA H200 GPU.



Figure 7. ROSMASTER X3.

We evaluate the agent’s ability to perform multi-goal navigation and utilize its memory in two different office environments (a meeting room and a reception room). In the

Table 5. Experiments on subset and full-set LMEE-Bench.

Method	Easy				Medium				Hard				Total				Time
	Nav		QA		Nav		QA		Nav		QA		Nav		QA		
	SR	SPL	Score	Acc	SR	SPL	Score	Acc	SR	SPL	Score	Acc	SR	SPL	Score	Acc	
<i>Subset</i>																	
Explore-EQA [27]	4.26	4.26	-	-	15.17	8.67	-	-	14.89	7.25	-	-	13.24	7.66	-	-	2h
3D-Mem [43]	21.28	9.68	30.71	42.86	15.73	6.09	34.57	44.68	17.02	6.97	25.00	18.75	16.91	6.86	32.59	41.38	17h
RA-Mem	25.53	15.65	34.29	54.29	21.35	12.14	37.77	62.77	14.89	8.86	25.00	43.75	20.96	12.18	35.52	58.62	10h
MemoryExplorer (Ours)	31.91	21.11	35.71	68.57	21.35	14.03	48.14	63.83	23.40	12.51	34.38	68.75	23.53	14.99	43.62	65.52	10h
<i>Full</i>																	
Explore-EQA [27]	9.40	3.44	-	-	10.02	5.78	-	-	7.59	5.12	-	-	9.50	5.33	-	-	8h
3D-Mem [43]	29.06	15.43	30.94	37.50	16.10	7.05	32.35	38.60	14.48	6.38	22.69	44.44	17.66	8.13	30.79	39.16	49h
RA-Mem	29.91	16.66	40.62	53.75	20.04	11.10	34.47	56.25	14.48	8.51	27.31	51.85	20.46	11.44	34.73	55.17	29h
MemoryExplorer (Ours)	33.33	20.62	37.50	66.25	20.39	13.99	41.18	64.34	19.31	10.21	30.09	64.81	22.05	14.26	38.98	64.78	29h

Table 6. Ablation study on training task setting.

	LMEE-Bench			
	SR	SPL	Score	Acc
baseline	20.96	12.18	35.52	58.62
only nav	20.59	12.34	39.14	58.62
w/ memory tool	23.53	14.99	43.62	65.52

Table 7. Ablation study on reward design.

	LMEE-Bench			
	SR	SPL	Score	Acc
MemoryExplorer	23.53	14.99	43.62	65.52
w/o consistency penalty c	22.43	13.76	41.38	65.52
w/o tool-usage penalty α	21.32	12.79	41.03	64.14

Table 8. Ablation study on hyperparameters.

				LMEE-Bench			
w_{act}	w_{front}	w_{ans}	w_{fint}	SR	SPL	Score	Acc
0.2	0.2	0.4	0.2	23.53	14.99	43.62	65.52
0.3	0.3	0.3	0.1	22.43	14.65	42.76	66.90
0.4	0.4	0.1	0.1	22.43	12.43	42.24	64.83

first case, conducted in a meeting room, the task instruction is: “Start in the meeting room to find a bottle of water, then look for a rubbish bin.” After completing the navigation task, we construct the memory bank from the observation images and then perform memory-based question answering. When asked “Where is the bottle of water?”, MemoryExplorer retrieves the relevant memory and responds: “The bottle of water is on the chair.”

In the second example, the task instruction is: “Start in the reception room to find a rubbish bin, a potted cactus, and an umbrella.” After finishing navigation, we intentionally ask a question unrelated to the navigation targets: “Where is the tripod? Please describe its location in detail.” MemoryExplorer generates an appropriate retrieval query

and accurately answers: “The tripod is in the corner of the room, near a wall with a blue triangle on it.”

In summary, our real-world experiments demonstrate the robustness and generalization ability of MemoryExplorer, highlighting the strong coupling between cognition and decision-making that lies at the core of our approach.

10. Illustration of the Full Task Process

In Fig. 9, we present the content of a complete task, which consists of five navigation goals and two memory-based QA tasks. The agent successfully locates the refrigerator, coffee machine, and nightstand, but fails to find the dresser and picture due to incorrect memory retrieval. When searching for the picture, the agent retrieves the picture that appears in its memory, locates its position, and approaches it, but the target it is looking for is not the picture in its memory. For the memory-based QA tasks, the first question about the coffee machine is answered incorrectly because the retrieved memory is inaccurate. In contrast, the second question selects the correct memory entry, enabling the agent to produce the correct answer.

11. Failure Case Analysis

In addition to common navigation failures (such as selecting the wrong object in the memory or exceeding the maximum exploration steps), we further analyze the causes of memory-based question answering failures. First, ambiguities that inevitably arise during data generation, as in Fig. 10, may cause the model to retrieve the correct memory but still produce an incorrect answer. Second, due to the spatial understanding limitations of MLLMs, the agent may retrieve the wrong memory, as illustrated in Fig. 11, or generate an incorrect description even when the correct memory is retrieved, as shown in Fig. 12.

12. Data Construction Details

The HM3DSem includes labels for objects and their corresponding regions. We utilize the room names correspond-

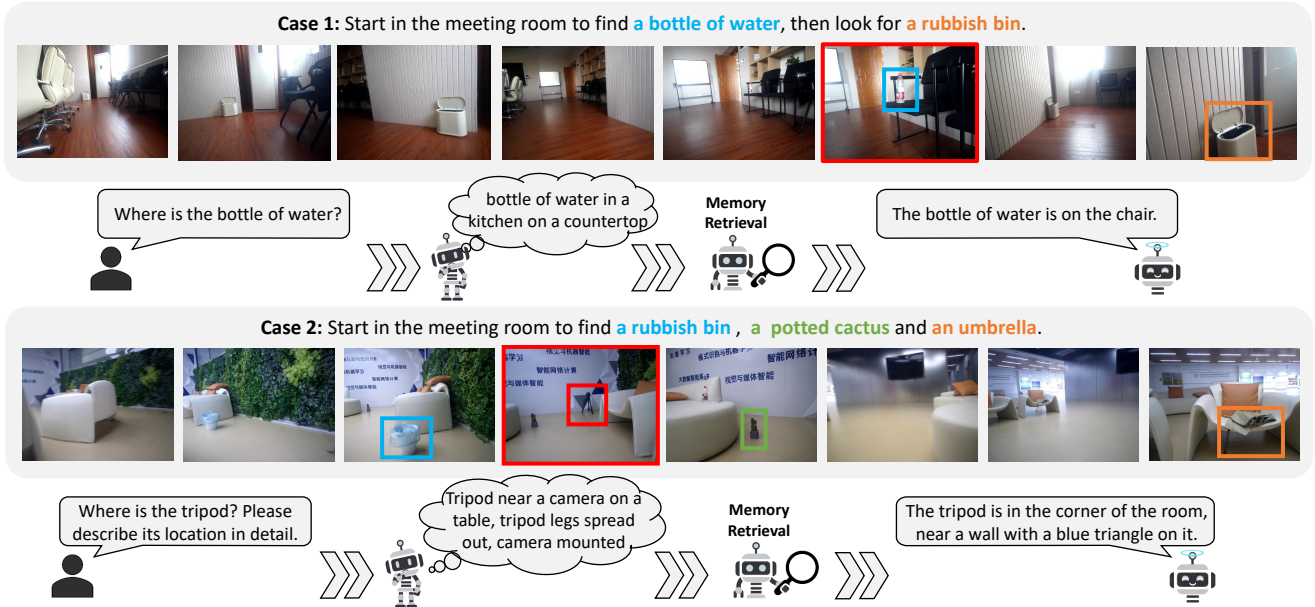


Figure 8. Real-world testing.

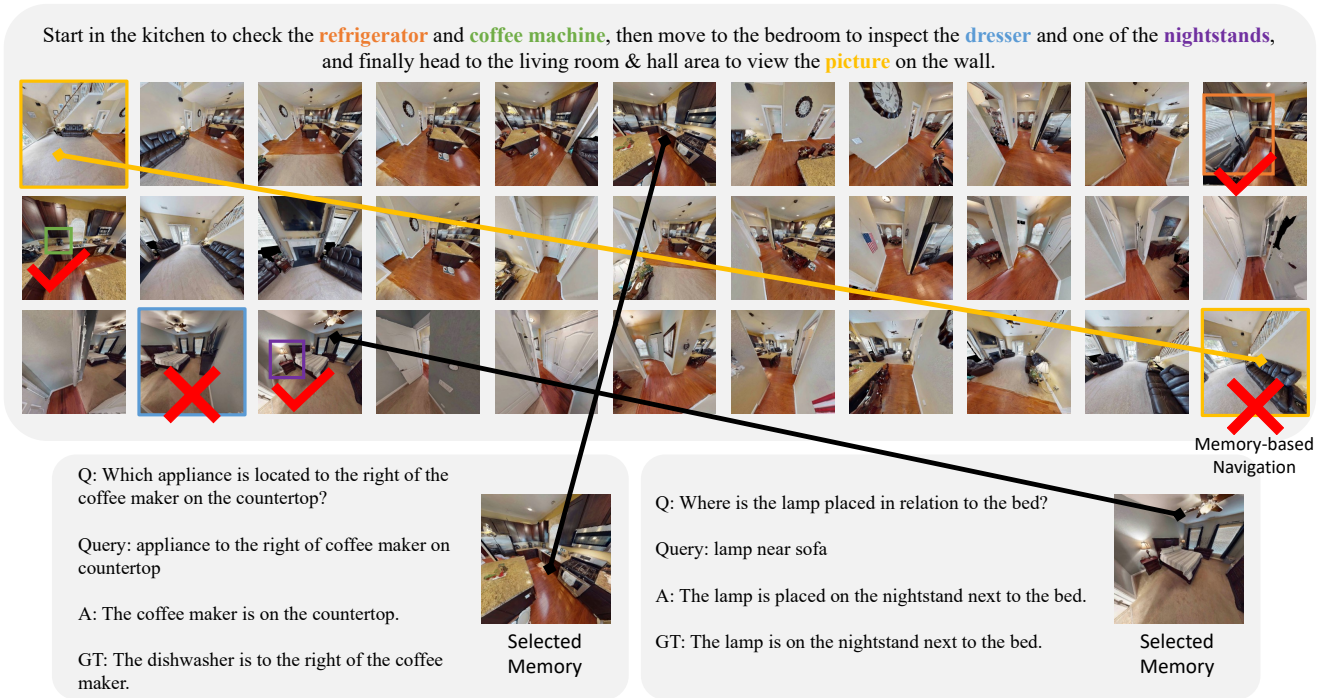



Figure 9. Complete task. Task is executed in a left-to-right, top-to-bottom order.

ing to each region provided in [31], such as bedroom, bath-room, etc. Finally, we input the object and its corresponding room information into LLM (Qwen3-235B-A22B-Instruct) and generate a multi-object navigation task based on the prompts in Fig. 13. Since the illusion problem in LLM

can generate non-existent or incorrect objects, we automatically filter out these erroneous task instructions when generating trajectories using Habitat-sim. Then, we input the observation images of successfully navigated targets in the trajectory into VLM (Qwen3-VL-235B-A22B-Instruct) to



Question: Where is the wooden chair positioned in relation to the stone wall?

Ground Truth: The wooden chair is placed directly against the stone wall.

Prediction: The wooden chair is to the right of the stone wall.

Figure 10. Failure cases.



Question: Where is the decorative wall piece located relative to the vase with flowers?

Ground Truth: The decorative wall piece is mounted above the vase with flowers.

Prediction: The decorative wall piece is to the right of the vase with flowers.

Figure 11. Failure cases.

generate question-answer pairs, using prompts as shown in Fig. 14. Tab. 9 shows the specific statistical information of the trajectories and targets in our constructed dataset.

Training Sample Construction. Since the trajectory data contains detailed information for each step, we designed a training sample construction Algorithm 1 based on multimodal information. A task includes multiple trajectories corresponding to navigation trajectories for multiple target objects. The memory bank includes images, text, and location information. Since text generated based on an im-



Question: How many sinks are visible in the kitchen?

Ground Truth: There is one sink under the window in the kitchen.

Prediction: There are two sinks visible in the kitchen.

Figure 12. Failure cases.

age tagging model is inaccurate, and location information is limited, similarity calculation mainly relies on image information. We set ω_o , ω_f , and ω_p to be 0.5, 0.3, and 0.2, respectively. However, memory updates based on similarity filtering found that they could not accurately collect goal-related observation images, *i.e.*, correct memories. Therefore, we forcibly insert goal-related memories into each trajectory to ensure correct memory retrieval.

We use a 20-step action sampling interval to avoid high sample repetition, and a 10-step memory sampling interval to reduce the computational cost of memory retrieval during training. We calculate the mean and standard deviation of the similarity of the 10 most recent samples and dynamically filter context memories in each step based on an adaptive similarity threshold. The continuous action window is 6 steps to ensure action coherence. Finally, 11,684 samples are obtained as training data.

13. Training Details

We use EasyR1, a simplified version of the Verl framework. The specific training hyperparameters are shown in Tab. 10. The training format prompt is shown in Fig. 15. We use 8 NVIDIA H200 GPUs for training, which takes approximately 60 hours.

14. Experimental Details

3D-Mem is an embodied exploration method based on a multimodal large language model. It constructs a 3D memory bank by collecting multi-view observations. When performing embodied tasks, the agent builds front-end snapshots based on observations and depth images for explo-

ration, and saves memory snapshots to find objects. Once the target object is confirmed in the memory snapshot, the agent stops running. The memory bank includes observed images and their corresponding object categories and masks. Due to the limitations of the MLLM context window, not all memory information can be input into MLLM simultaneously. It mitigates this problem by using object category-based relevance to filter memories.

RA-Mem is our embodied exploration method for actively retrieving memories, developed based on 3D-Mem [43]. The query prompt in Fig. 16 is input into MLLM to generate query text, and then retrieve the most relevant memories using feature similarity matching to help the model navigate and perform embodied question answering. This effectively improved model performance and reduced task completion time as shown in Tab. 5.

MemoryExplorer builds upon the RA-Mem method, which utilizes only MLLM for inference, by introducing reinforcement learning fine-tuning. This allows for end-to-end training of an MLLM, enhancing its active memory retrieval and exploration capabilities.

Embodied Exploration. Similar to Goat-Bench [15], an LMEE task consists of multiple subtasks. We define each subtask type as instance-level text description, image, and question-and-answer: “The complete task is: {task_instruct} Now you need to perform the subtask of finding the {goal_name}, which is exactly described as the {lang_desc}”, “The complete task is: {task_instruct} Now you need to perform the subtask of finding the exact {goal_name}, which is captured at the center of the following image? You need to pay attention to the environment and find the exact object.”, and “{question}”. The agent first executes the multi-goal navigation task with navigation prompt as shown in Fig. 17, where each subtask includes the overall task instructions and task type description to drive the task progress. Then, the agent executes memory-based question-and-answer, using memory retrieval to answer the given questions with a question answering prompt as shown in Fig. 18.

Most of our exploration settings follow 3D-Mem [43], the frontier-based exploration framework is built upon the Explore-EQA [27], we maintain a 3D voxel occupancy map (0.1 m resolution) and update free space using depth observations and camera poses. The navigable region is defined as the free-voxel slice at 0.4 m height. Areas within 1.7 m of the agent’s trajectory are treated as explored; the rest remain unexplored. Frontiers are formed by clustering pixels in the unexplored region using Density-Based Spatial Clustering of Applications with Noise (DBSCAN). A frontier $F = (r, p, I_{obs})$ includes the pixel cluster r , a navigable boundary point p , and an observation I_{obs} . We filter out small clusters (< 20 pixels), update frontiers when the IoU with the previous version drops below 0.95, and split wide

frontiers ($> 150^\circ$ FOV) via K-means to improve navigation flexibility. Note that this voxel representation does not support multi-floor scenes. For VLM prompting, only image observations are included. If the VLM chooses a frontier F , its associated location p becomes the navigation target. At each time step t , we collect 3 egocentric views with a 60° angular interval. The original views are captured at 1280×1280 resolution to improve object detection quality and then resized to 360×360 as input candidates for the VLM. Frontier snapshots are directly captured at 360×360 . We use YOLOv8x-World, implemented by Ultralytics, with a 200-class detection set from ScanNet. Each task is limited to a maximum of 50 steps. And a task completion condition where the agent’s location is within 1m of the target object. We set the number of topk retrieved memories to 3, consistent with the training settings, while maintaining the MLLM’s inference speed.

15. Limitations

The primary limitation of MLLM-based embodied exploration lies in its slow inference speed, which prevents real-time execution of embodied tasks. Developing more lightweight models will be an important direction for future research. In addition, the results on LMEE-Bench indicate that current methods are not yet able to effectively handle challenging embodied tasks that require long-term memory. Improving the accuracy and efficiency of long-term memory storage and retrieval will be crucial for advancing practical deployment.

Table 9. Overall Statistics for trajectory and goal count across difficulty levels.

Difficulty	Trajectory Statistics			Goal Statistics						Distance
	Tasks	Total Steps	Avg	Train Total	Train Max	Train Min	Test Total	Test Max	Test Min	
All	1982	377311	190.37	8880	8	2	828	9	2	1-30m
Easy	764	62961	82.41	2743	7	2	118	5	2	1-5m
Medium	1058	256598	242.53	5315	8	3	563	8	3	5-10m
Hard	160	57752	360.95	822	8	5	147	9	5	10-30m

Algorithm 1: Memory-Augmented Training Data Construction

Input: Task set \mathcal{D} , CLIP encoder \mathcal{E} , sample interval S , memory interval U , continuous action window W

Output: Training dataset \mathcal{T}

foreach $task\ d \in \mathcal{D}$ **do**

 Load instruction, text, trials, and QA pairs;

 Initialize memory bank $\mathcal{M} \leftarrow \emptyset$;

foreach $trial\ k$ **in order do**

 Load position p , get all images and text features o and f using \mathcal{E} ;

 Select a QA pair from past trials;

for $i = 1$ **to** T **do**

 // Dynamic memory update

if $i - i_{last_mem} \geq U$ **then**

 Compute similarity between current memory (p_c, f_c, o_c) and recent memory entries;

if *Novelty condition satisfied* **then**

 Append new memory entry to memory bank \mathcal{M} ;

 Update $i_{last_mem} \leftarrow i$;

 // Sample continuous action

if *Continuous action window W around i contains too many distinct actions*

then

 continue;

 // Sample training data

if $i - i_{sample} < S$ **then**

 continue;

 Build prompt with triplet images, instruction, memory hint, and QA;

 Get next-action label y_i ;

 Append sample

 (prompt, images, \mathcal{M} , y_i , answer) to \mathcal{T} ;

 Update $i_{sample} \leftarrow i$;

 // Goal-related memory

 Add final-step memory entry to \mathcal{B} ;

return \mathcal{T} ;

Table 10. Hyperparameters Used in Training

Hyperparameter	Value
learning_rate	1e-6
global_batch_size	128
rollout_batch_size	256
temperature	1.0
num_generations	5
num_train_steps	160
max_prompt_length	16384
max_response_length	4096
batch_size_per_device_for_update	4
batch_size_per_device_for_experience	8
KL coefficient	0.1
Top- k	3
consistency coefficient	0.5
Scaling factor	1.2 for success / 0.5, 0.6 for fail
$w_{act}, w_{front}, w_{ans}, w_{int}$	0.2, 0.2, 0.4, 0.2

Task Generation Prompt

You are an embodied AI task generator. Your goal is to create realistic exploration tasks for an intelligent agent based on a given indoor scene. Each task must consist of multiple subtasks involving navigation and observation of objects across one or more rooms. The task should reflect a coherent exploration process that could realistically occur in an indoor environment.

Task Format

The task you generate should consist of the following subtasks:

```
"""
Move_to("object_id"): Navigate to a specific object to observe it.
IMPORTANT: "object_id" MUST strictly match one of the object
identifiers from the input scene (e.g., 'bed_2', 'cabinet_10').
The object's region must also be consistent with the scene input.
Do not invent new objects or regions.
"""
```

There are rules you MUST follow:

- ```
"""
1. The task instruction should describe a realistic exploration
behavior — e.g., searching for, locating, or checking multiple objects
across rooms.
2. ONLY use objects that appear in the input scene. Do NOT create
new objects or rename them.
3. Generate exactly 3 to 6 subtasks.
4. Each Move_to() must contain a valid object ID that exists in the
scene.
5. Subtask order must make logical sense (e.g., visiting nearby or
related rooms sequentially).
6. The task instruction should sound conversational and natural, e.g.,
"Check the towel in the bathroom, then go see the bed in the
bedroom, and finally inspect the television in the living room."
7. The task may vary in complexity:
- EASY: Subtasks in 1-2 rooms.
- MEDIUM: Subtasks across 3-4 rooms.
- HARD: Subtasks across 4 or more rooms.
8. DO NOT explicitly mention the difficulty level in the output; the
complexity will be inferred later.
9. Mention the corresponding room names in the task instruction to
maintain realism.
"""
```

#### Task Instruction Style

The instruction should:

```
"""
Describe a goal-driven exploration (e.g., inspecting, searching,
verifying, checking).
Mention room names naturally to guide the flow.
Use natural transitions:
- "First, go to the bedroom to check the bed,"
- "then move to the bathroom to look at the mirror,"
- "and finally, visit the kitchen to inspect the stove."
Avoid robotic enumeration, aim for smooth, human-like narrative
flow.
"""
```

#### Output Format

Your output must be a Python dictionary with the following keys:

```
"""
{
 "Task instruction": "A conversational description of the navigation
or observation mission.",
 "Subtask list": [
 "Move_to('object_id')",
 ...
]
}
"""
```

<Examples>

Figure 13. Task instruction generation prompt.

### Question Answering Generation Prompt

You are an assistant that helps evaluate the memory quality of an embodied navigation agent.

The robot has just found a target object in an indoor environment. You will be shown several images (left, front, right) captured at that moment.

Before generating the question, here are the definitions and **examples for each category**:

1. Location: Questions about the position or placement of objects.

Example:

Question: What is the position of the coffee table relative to the sofa?

Choices: A) In front B) Behind C) Next to D) Far away

Answer: C

2. Relationship: Questions about the spatial or contextual relationships between objects.

Example:

Question: Which object is next to the refrigerator in the kitchen?

Choices: A) Microwave B) Cabinet C) Oven D) Sink

Answer: B

3. State: Questions about the current state, condition, or status of an object.

Example:

Question: Is the door open or closed?

Choices: A) Open B) Closed

Answer: B

4. Attribute: Questions about an object's properties, such as color, shape, or material.

Example:

Question: What is the primary color of the cabinet where the television is placed?

Choices: A) Blue B) White C) Brown D) Black

Answer: C

5. Counting: Questions about the number of objects or quantity.

Example:

Question: How many chairs are around the dining table?

Choices: A) 2 B) 4 C) 6 D) 8

Answer: B

#### Your task:

1. Observe the scene carefully and reason about what is visible. You can describe what you see within <think>...</think>.
2. Then generate ONE multiple-choice question about the scene. The choices section can have 2–4 options depending on the question.
3. The question should test whether the robot remembers the found object and its surroundings.
4. Avoid mentioning "camera" or "view" in the question.
5. The question must have one clear correct answer.
6. The question MUST be about the following category: {category}.
7. After providing the correct choice, also give a **very short** open-ended answer\* (1 simple sentence) describing the fact, not reasoning.

**Output your response in this strict JSON format:**

```
{
 "category": "{category}",
 "question": "...",
 "choices": {
 "A": "...",
 "B": "...",
 "C": "...", // optional
 "D": "...", // optional
 },
 "answer": "B",
 "open_answer": "...", // concise factual description, e.g., "The radiator
is below the window."
}
```

Figure 14. Question answering generation prompt.

### Training Format Prompt

You are an embodied navigation and reasoning assistant designed to operate in a memory-augmented environment. Your task is to analyze the current task instruction, the three frontier observations (left, front, right), and optionally retrieve relevant memories to complete the current question or navigation step.

You have access to the following tool from `memory_tool.py`:

```
```python
def retrieve_memories(memory, query_text):
    """
    Retrieve relevant past memories.
    Args:
        memory (List[List[Dict]]): The memory list from training data, each memory contains:
            - "img": PIL.Image.Image object
            - "object_text": text description
        query_text (str): text query for retrieval
    Returns:
        List[Dict]: each dictionary contains:
            - "img": PIL.Image.Image object
            - "objects": corresponding text description
    """
```
```

You can call this tool at any time using:

```
```python
retrieved_mem = retrieve_memories(memory, query_text="...")
display(retrieved_mem)
```
```

`display` loads the retrieved memories into the program so that the agent can analyze them.

The function retrieves relevant memories based on the query and displays them for analysis.

#### RULES

1. Always reason step by step inside THOUGHT.
2. The TASK INSTRUCTION describes a multi-step task.
3. You are given three frontier observation images in the order: left, front, right.
4. Use `retrieve_memories` with a `query_text`.
5. Always write the retrieval as a CODE block with Python syntax, including both `retrieve_memories` and `display(mems)`.
6. After retrieving memories, based on the task instruction, the observations, and the retrieved memories, provide accurate answer to question in task instruction as ANSWER.
7. Analyze the current task progress, the retrieved memories, and the frontier observations, decide which frontier to go next (0 = left, 1 = front, 2 = right). This is called FRONTIER.
8. Finally, output the ACTION using the valid actions: `turn_left`, `move_forward`, or `turn_right`.

#### Output format:

THOUGHT 0: Analyze task instruction, question and observations carefully. Identify what the current question is asking.

CODE 0:

```
```python
retrieved_mem = retrieve_memories(memory, query_text="Write a short query text summarizing what information is needed from the memory")
display(retrieved_mem)
```
```

OBSERVATION: Execution success with retrieved results.

THOUGHT 1: Analyze the task instruction and the retrieved memories, depending on the question type, provide the appropriate answer. Then analyze the current task progress, the retrieved memories, and the frontier observations (left, front, right). Decide which frontier direction is most relevant for the next action toward completing the task.

ANSWER: For multiple-choice questions, output the letter of the correct option, e.g., "B"

FRONTIER: The frontier index (0 = left, 1 = front, 2 = right).

ACTION: One of [`turn_left`, `move_forward`, `turn_right`].

<Examples>

Figure 15. Training format prompt.

**Retrieval Query Prompt**

**System Prompt**  
 You are an intelligent embodied navigation assistant with a visual memory system. Your goal is to generate a retrieval query that can be used to search a memory database of past visual observations. You will receive a task instruction and possibly one or more images (e.g., frontier images or goal images).

**Guidelines for Writing Retrieval Query**

1. The query must be specific, mention concrete object names, shapes, spatial relations, or room types.
2. Focus on the information most relevant for immediate navigation or memory lookup, such as which region to check or which object to find.
3. Avoid vague or generic phrases like “find it”, “the target”, or “search around”.

**The output must strictly follow this format:**  
 THOUGHT: concise reasoning about how you derive the query  
 QUERY: one short, specific retrieval phrase suitable for searching the memory

**<Examples>**  
 Now given a new task, generate ONE specific retrieval query to help the agent recall relevant past observations.  
 Task Instruction: {question} If a goal image is provided {image\_goal}  
 If frontier observations are available, Frontier observations are available. Consider them implicitly in your reasoning. {frontier\_imgs}

Figure 16. Query generation prompt.

**Navigation Prompt**

**System Prompt**  
 You are an embodied agent exploring an indoor environment. Your goal is to analyze previously visited areas (Memories) and unexplored regions (Frontiers) to determine the best next step to locate or find the target object described in the task instruction.

**Rules:**

1. Your whole reply **MUST** contain exactly two sections in this order:  
 A THOUGHT section that begins with “THOUGHT:” (uppercase) followed by your reasoning.  
 A single ANSWER line that begins with “ANSWER:” (uppercase) and provides exactly ONE decision.
2. THOUGHT content rules:  
 For each Memory *i*, include a short analysis of each Object *j*.  
 For each Frontier *i*, describe its spatial direction or likelihood.
3. The ANSWER line **MUST** be one of these exact formats:  
 ANSWER: Memory *i*, Object *j*  
 ANSWER: Frontier *i*  
 where *i* and *j* are plain integers.  
 IMPORTANT: When choosing a Memory, you **MUST** specify both the memory index and the object index.
4. Do NOT invent or hallucinate new object indices.
5. After analyzing all options, select the most promising Memory Object or the Frontier that maximizes discovery.

**Definitions**  
 Memory: A focused observation of several objects. It contains a full image of the cluster of objects, and separate image crops of each object. Choosing a memory means that the object asked in the task is within the cluster of objects that the memory represents, and you will choose that object as the result of task instruction. Therefore, if you choose a memory, you should also choose the object in the memory that you think is the result of task completion.  
 Frontier: An unexplored region that could provide new information or a closer view of the target object. Selecting a frontier means that you will further explore that direction. Indices start at 0. Always reference indices. Do NOT write names instead of indices.

**<Examples>**  
**Task Instruction Template in Actual Use**  
 Task Instruction: {question}  
 Select the Memory or Frontier that would help complete the task.

**Final Required Output Format**  
 You **MUST** output the **THOUGHT** section followed by ONE valid **ANSWER** line:  
 ANSWER: Memory *i*, Object *j*  
 ANSWER: Frontier *i*

Figure 17. Navigation prompt.



## Question Answering Prompt

### System Prompt

Task: You are an agent in an indoor scene tasked with answering questions by observing the surroundings and recalling memories.

### Definitions

Memory: A focused observation of several objects. Choosing a Memory means that this memory image contains enough information for you to answer the question. If you choose a Memory, you must directly give an answer to the question. If you do not have enough information to give an answer, then state that the information is insufficient.

### Question Format

Question: {question}

Select the Memory that would help you answer the question.

If an egocentric view is provided, it will appear before the list of memories.

### Memories

The following are all the Memories that you can choose (together with the contained object classes):

Please note that the contained classes may not be accurate (wrong or missing classes) due to limitations of the object detection model.

You must still rely on the images themselves to make decisions. (Memory images and their associated detected object classes are listed here; indices start at 0.)

If no memory is available, the prompt states:

No Memory is available.

### Answer Format

Two answer formats are supported:

1. Multiple-choice questions (answer\_type = "choice")

Please provide your answer in the following format:

Memory i [Answer]

i is the index of the memory you choose.

[Answer] must be one of the options provided in the question (e.g., A, B, C, D).

2. Open-ended questions

Please provide your answer in the following format:

Memory i [Answer]

i is the index of the memory you choose.

[Answer] is a direct natural-language answer.

### Example:

Memory 0

The fruit bowl is on the kitchen counter.

### When answering:

Provide a direct and natural answer that others can understand.

Avoid phrases like "in this memory" or "on the left of the image".

You may refer to all provided memories during reasoning, but you must select one most relevant memory to base your answer on.

Figure 18. Memory-based question answering prompt.