

CURVE: A Benchmark for Cultural and Multilingual Long Video Reasoning

Darshan Singh¹, Arsha Nagrani¹, Kawshik Manikantan¹, Harman Singh², Dinesh Tewari¹, Tobias Weyand¹, Cordelia Schmid¹, Anelia Angelova¹, Shachi Dave¹

¹Google DeepMind, ²UC Berkeley

Recent advancements in video models have shown tremendous progress, particularly in long video understanding. However, current benchmarks predominantly feature western-centric data and English as the dominant language, introducing significant biases in evaluation. To address this, we introduce CURVE (Cultural Understanding and Reasoning in Video Evaluation), a challenging benchmark for multicultural and multilingual video reasoning. CURVE comprises high-quality, entirely human-generated annotations from diverse, region-specific cultural videos across 18 global locales. Unlike prior work that relies on automatic translations, CURVE provides complex questions, answers, and multi-step reasoning steps, all crafted in native languages. Making progress on CURVE requires a deeply situated understanding of visual cultural context. Furthermore, we leverage CURVE’s reasoning traces to construct evidence-based graphs and propose a novel iterative strategy using these graphs to identify fine-grained errors in reasoning. Our evaluations reveal that SoTA Video-LLMs struggle significantly, performing substantially below human-level accuracy, with errors primarily stemming from the visual perception of cultural elements. CURVE will be publicly available [here](#).

1. Introduction

Video understanding has made significant strides, yet current evaluation benchmarks exhibit a pervasive bias towards western and English-centric content (Pfeiffer et al., 2022; Shafique et al., 2025; Vayani et al., 2025). This bias severely limits the ability of vision-language models (VLMs) to effectively operate in diverse global contexts, where cultural nuances, varied linguistic expressions, and unique visual characteristics are paramount (Romero et al., 2024). While expanding language coverage, existing datasets often rely on direct translation of annotations (Liu et al., 2021; Pfeiffer et al., 2022; Shafique et al., 2025), but their visual content remains situated in Western concepts.

To address this critical gap, we introduce CURVE, a challenging open-ended video question-answering benchmark. CURVE comprises a rich collection of videos depicting diverse cultural events (for example local sports, diverse festivals, local cuisine) from 18 regions and languages across the world (see Figure 1 for a snapshot). A crucial aspect of our dataset is that each video is uploaded with audio in a native language, and is paired with complex, multi-step reasoning questions crafted in the same native language. Each question is annotated by locally-situated experts with native cultural and language proficiency, and requires models to reason along different axes - (i) locale-specific cultural understanding, (ii) multimodal inference from audio-visual cues, and (iii) intricate temporal relationships (as videos vary in length from 1 minute to upto 1 hour).

Existing cultural benchmarks, such as ViMUL-Bench (Shafique et al., 2025), often focus solely on the final answer and overlook the underlying reasoning process. To allow for a more detailed analysis of model failures, each question in our dataset also comes with a detailed, multi-step reasoning trace. We use these reasoning traces to dig deeper into analyzing the failures made by models via a evidence-style

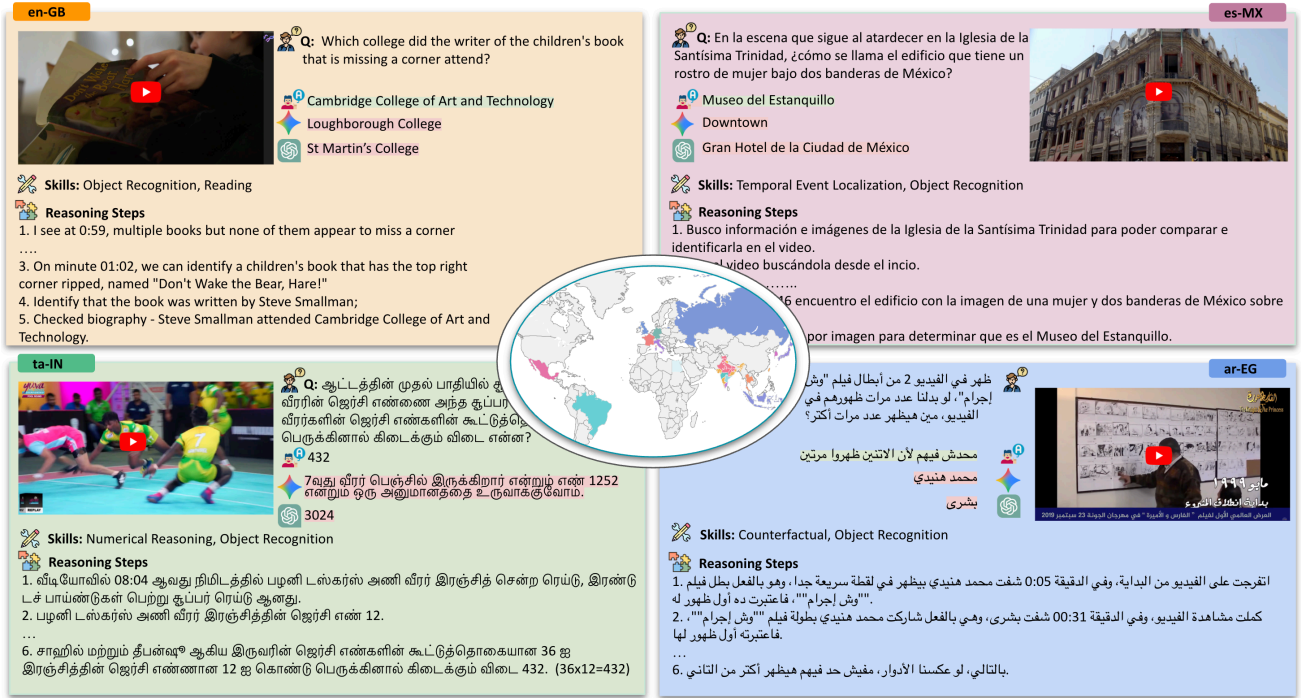


Figure 1 | **CURVE for benchmarking Cultural and Multilingual Video Reasoning.** We show examples from four distinct global locales: en-GB (English, UK), es-MX (Spanish, Mexico), ta-IN (Tamil, India), ar-EG (Arabic, Egypt) within the CURVE benchmark. Each example consists of a video, a complex native-language question, the ground-truth answer, and two representative and incorrect SOTA VLM responses. We also show the associated reasoning skills and annotated human reasoning steps provided with each question.

Directed Acyclic Graph (DAG) analysis. This provides far more insight than a simple measure of final accuracy, allowing us to probe *where* and *how* models make mistakes. In our graph, nodes represent *atomic evidences* and edges signify prerequisites. A single error can cause cascading failures, creating a dilemma: penalizing all subsequent errors *over-counts* them, while stopping at the first limits diagnostic insight. Hence, we propose *Iterative Error Isolation*, a three-stage loop that traverses the evidence-style DAG, detects and tags errors, and iteratively re-evaluates with corrective hints until the problem is solved correctly. This process allows independent assessment of each intermediate step, revealing that the biggest mistakes are in the visual perception of cultural elements.

Our contributions are: (i) We introduce CURVE, a multi-cultural, multi-lingual, long video reasoning benchmark for measuring and fostering the development of more equitable and globally competent multi-modal AI systems. CURVE consists of 2400 questions from 540 videos from 18 locales all over the world. Questions in CURVE require various skills along with cultural understanding to answer. The benchmark will be publicly released to accelerate research towards truly multicultural video understanding. (ii) We benchmark SoTA frontier VLMs, and find a significant gap to human performance. We perform extensive analysis showing the effect of modalities, number of frames, and test-time computational scaling. (iii) We perform extensive error tagging using evidence graphs to analyze where the models tend to make mistakes, and show that 75% of all failures can be attributed to cultural visual perception.

Benchmark	Task	Human Curated [†]	Multi-cultural (# Regions)	Multi-lingual (# Langs)	Human Reasoning Traces	Human Evals	Video Durn. (avg)
Percept.Test(Patraucean et al. (2023))	M	✓	✗	✗	✗	✓	0.40
Cinepile(Rawal et al. (2024))	M	✗	✗	✗	✗	✓	2.66
MV-Bench(Li et al. (2024b))	M	✗	✗	✗	✗	✗	16.00
TempCompass(Liu et al. (2024))	M	✗	✗	✗	✗	✓	0.50
MMBench-Vid.(Fang et al. (2024))	O	✓	✗	✗	✗	✗	2.75
Video-MME(Fu et al. (2025b))	M	✓	✗	✗	✗	✗	16.95
LongVideoB.(Wu et al. (2024))	M	✓	✗	✗	✗	✗	7.91
MLVU(Zhou et al. (2025))	M	✓	✗	✗	✗	✗	15.5
EgoSchema(Mangalam et al. (2023))	M	✗	✗	✗	✗	✓	3.00
Percept.Test'24(Heyward et al. (2024))	M	✓	✗	✗	✗	✓	60.00
VRBench(Yu et al. (2025))	B	✓	✗	✓ (8)	✓	✗	96.60
Neptune(Nagrani et al. (2024))	M	✗	✗	✗	✗	✓	2.50
MINERVA(Nagrani et al. (2025))	M	✓	✗	✗	✓	✓	12.00
M3-Med(Liu et al. (2025))	M	✓	✗	✓ (2)	✗	✗	–
ViMUL-Bench(Shafique et al. (2025))	B	✗	✓ (14)	✓ (14)	✗	✗	4.6
CURVE (Ours)	O	✓	✓ (18)	✓ (18)	✓	✓	12.62

Table 1 | Representative VideoQA benchmarks and key differences with CURVE. Task formats include Multiple Choice (M), Open-ended QA (O), or Both (B). CURVE introduces multilingual reasoning traces and human-curated multicultural videos spanning diverse regions. [†]Fully human curated (No synthetic data involved).

2. Related Work

Multicultural-Multimodal Evaluations. Equitable development and evaluation of foundation models requires cultural and linguistic inclusivity (Das et al., 2024; Khanuja et al., 2024; Liu et al., 2021; Nayak et al., 2024; Pfeiffer et al., 2022; Romero et al., 2024; Vayani et al., 2025; Zhang et al., 2023). Early efforts like xGQA (Pfeiffer et al., 2022) and MaRVL (Liu et al., 2021) expanded language coverage by translating English annotations, but retained Western-centric imagery and potential translation artifacts. Subsequent benchmarks such as CVQA (Romero et al., 2024) and CulturalVQA (Nayak et al., 2024) incorporated culturally specific imagery, revealing significant performance gaps in modern VLMs while CUBE (Kannen et al., 2024) showed a lack of diversity in generations from T2I models. Other works have targeted multilingual image captioning with diverse geography (Crossmodal-3600 (Thapliyal et al., 2022)), academic reasoning (M3Exam (Zhang et al., 2023), EXAMS-V (Das et al., 2024)), and general cultural understanding (ALM-Bench (Vayani et al., 2025)), all underscoring persistent model brittleness. Large-scale benchmarks like MMMLU (OpenAI, 2024) and PangeaBench (Yue et al., 2024) have increased language coverage through human and machine translation. CURVE focuses on multicultural and multilingual audio-visual question-answering.

VideoQA Evaluation VideoQA evaluation benchmarks target complex understanding of perceptual and temporal information (Bansal et al., 2024; Cores et al., 2024; Fu et al., 2025a; khattak et al., 2024; Li et al., 2024a,c; Liu et al., 2024; Mangalam et al., 2023; Nagrani et al., 2024, 2025; Patraucean et al., 2023; Rawal et al., 2024; Saravanan et al., 2025; Wu et al., 2024; Zhang et al., 2024; Zhou et al., 2025). A major focus is on long-form video understanding and fine-grained temporal reasoning, as seen in

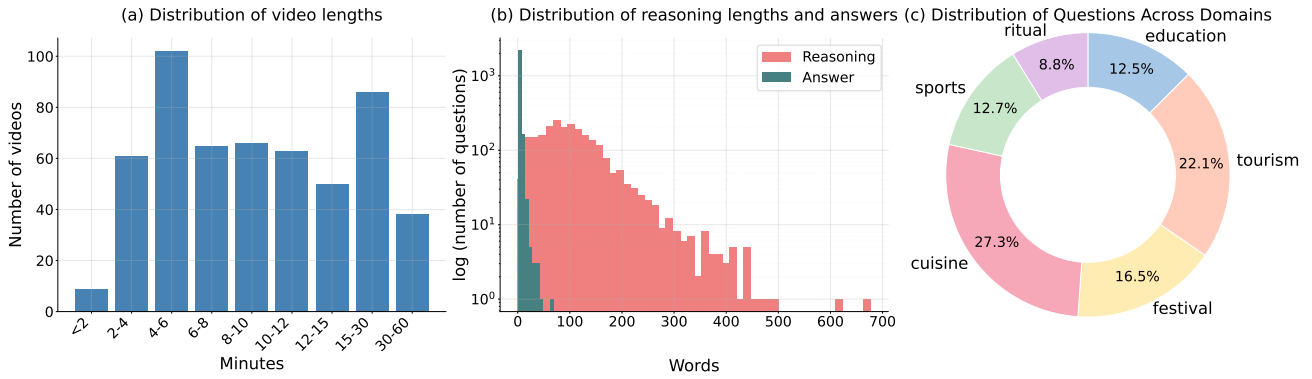


Figure 2 | **CURVE Benchmark Statistics.** (a) CURVE contains a wide range of video durations, ranging from one minute to over an hour. (b) Human-authored reasoning traces are long and detailed, often spanning hundreds of words, while the corresponding answers are concise. (c) Questions are spread across six core cultural domains.

EgoSchema (Mangalam et al., 2023), LongVideoBench (Wu et al., 2024), Perception Test’24 (Heyward et al., 2024), and MLVU (Zhou et al., 2025). MINERVA (Nagrani et al., 2025) and Neptune (Nagrani et al., 2024) probe complex reasoning, showing that models still lag human reasoning and degrade with longer inputs. Other efforts have broadened the scope to diverse content (VideoVista (Li et al., 2024d)), temporal tasks (MVBench (Li et al., 2024b)), or situated reasoning (SOK-Bench (Wang* et al., 2024)). Most VideoQA benchmarks are predominantly *English-centric*. Nascent multilingual efforts include captioning (VATEX (Wang et al., 2019)), story understanding (M-SyMoN (Sun et al., 2024)), and domain-specific QA (M³-Med (Liu et al., 2025)). ViMUL-Bench (Shafique et al., 2025) offers broad language coverage but mixes cultural videos with generic sources relies partly on translation. We compare CURVE with other video understanding benchmarks in Table 1. CURVE introduces the first large-scale, multicultural video reasoning benchmark with fully human-curated questions, answers and reasoning traces in 18 native languages. It features long, culturally-situated videos with audio, requiring multi-step reasoning supported by ground-truth traces for detailed analysis of SOTA models (Bai et al., 2025b; Comanici et al., 2025; Jaech et al., 2024; OpenAI, 2026; Reid et al., 2024).

Evaluating Reasoning. Recent advances in model reasoning across domains like mathematics (Shao et al., 2024; Trinh et al., 2024), logic (Zelikman et al., 2024; Zhou et al., 2024), and coding (DeepSeek-AI et al., 2024; Yang et al., 2024) now extend to vision and video (Comanici et al., 2025; OpenAI, 2026), increasing the need for robust evaluation of reasoning processes (Atanasova et al., 2023; Lee and Hockenmaier, 2025; Wang et al., 2024; Xiong et al., 2025). Evaluations grounded in human-verified reasoning traces (Deutsch et al., 2022; Nagrani et al., 2025) are often more reliable than automated self-correction methods (Huang et al., 2024; Kamoi et al., 2024; Tyen et al., 2024). CURVE’s human-annotated traces enable such reliable evaluation. While MINERVA (Nagrani et al., 2025) also uses human traces to categorize errors, we advance this methodology by introducing a graph-based framework for iterative error localization. This approach effectively captures complex video relations like causality and spatio-temporal dependencies (Arnab et al., 2021; Chu et al., 2025) and reframes evaluation as an evidence classification task, which is well-suited for modern LLMs (Dougrez-Lewis et al., 2025; Hsieh et al., 2024).

3. CURVE Benchmark

CURVE is a large-scale benchmark for multicultural video reasoning. It comprises **2400 questions** across **540 videos**, spanning **18 diverse global locales** and their native languages. We strategically selected CURVE’s initial 18 locales for broad diversity across continents and the Global South-North divide. While this set is not exhaustive, it provides a robust starting point, and our framework is designed to be extensible. Each locale has around 130 questions on an average. Throughout this paper, each locale is denoted by a standardized language-region code, where the language is a two- or three-letter lowercase code from [ISO 639](#) and the region is a two-letter uppercase code from [ISO 3166-1 alpha-2](#). For example, Tamil (India) is `ta-IN`, Spanish (Mexico) is `es-MX`, and English (Britain) is `en-GB`.

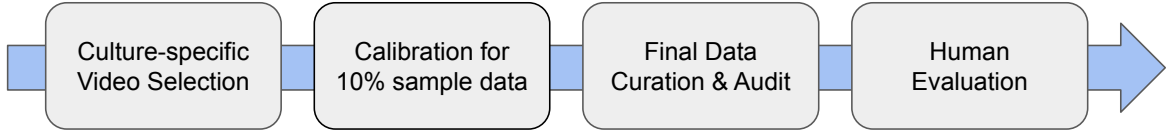


Figure 3 | **The Human Annotation Pipeline.** Four stages of our data curation process: Culture-specific video selection, 10% sample calibration, final data curation and audit (Section 3.2), and human evaluation (Section 4.1). Each stage involves rigorous human curation and verification to ensure data quality and difficulty.

3.1. Dataset Overview and Properties

A key feature of CURVE is its focus on long-form, culturally-rich content that demands complex, temporally-grounded understanding. As shown in Figure 2(a), video durations range from one minute to over an hour. The dataset is structured around six key cultural domains: Sports, Cuisine, Festivals, Tourism, Rituals, and Education, with a balanced question distribution across them (Figure 2(c)).

Each question is paired with a detailed, human-authored reasoning trace in the **native language**, providing a ground-truth for reasoning evaluation. The complexity of the required reasoning is evident in the substantial length of these traces, as detailed in Figure 2(b). Every question is intentionally crafted: (i) to be answerable only through a deep, situated understanding of visual and cultural context; (ii) require multimodal inference from both audio and visual cues; and (iii) requires at least two of the following skills: Temporal Ordering, Goal Reasoning, Event Occurrence, Reading, Listening, Spatial Perception, Temporal Event Localization, Counting, Cause and Effect, Numerical Reasoning, Object Recognition, Counterfactual Reasoning along with a mandatory *Visual Cultural Understanding* skill. These properties make CURVE a challenging and comprehensive benchmark for assessing the multi-cultural reasoning capabilities of modern VLMs. More details on the skills are provided in the Supplementary Section B.

3.2. Human-Centric Curation Pipeline

Construction of CURVE followed a meticulous, multi-stage pipeline (Figure 3) to ensure high standards of quality, difficulty, and cultural authenticity. Two groups of locally-situated experts drove this process: **CURATORS** and **AUDITORS**. Broadly, **CURATORS** authored question-answer-reasoning (QAR) data, and **AUDITORS** verified the data while providing independent feedback for **CURATORS** to improve. Each locale’s group averaged five experts, with the paper’s authors providing guidance throughout.

Culture-Specific Video Selection. The process began by defining a cultural taxonomy. For each locale, **AUDITORS** expanded the six broad domains into fine-grained, locally-recognized sub-categories (e.g.,

specific regional festivals in Japan). Guided by this taxonomy, we mined a large pool of YouTube videos, which **AUDITORS** then manually screened against a strict checklist. Candidate videos had to be primarily in the native language, contain meaningful audio-visual content, depict authentic cultural scenes, exceed one minute in length, and be sufficiently complex to support at least 4–5 distinct multi-step reasoning questions. These guidelines ensured a consistent level of video quality across all locales (see Supplementary Section B for details).

Calibration Phase. Before large-scale annotation, all experts were aligned in a calibration phase using a 10% data sample to standardize difficulty and correctness. This stage involved two parallel review processes. First, **Hardness Calibration** trained human experts to create questions that were challenging for LLMs. Both **CURATORS** and **AUDITORS** curated QAR sets and received feedback from the authors, teaching both groups about what hard questions should look like. This process identified unsatisfactory examples on which authors provided feedback for experts to improve their curated examples. Through this, authors explained to experts that harder questions should not be solvable from a single frame, by audio alone, or with general knowledge, and must be grounded in the video’s cultural elements. For this, the authors performed a manual inspection of the calibration data, used translation tools and VLMs to understand multilingual text and identify potentially easy examples before providing feedback to human experts. Second, **Correctness Calibration** ensured that answers were *objective and unambiguous*. Independent **AUDITORS** answered questions without access to the ground truth; disagreements with **CURATORS**’s answers triggered a dialogue-driven revision process until consensus was reached. Questions lacking consensus were discarded.

Final Curation and Audit. Once calibrated, **CURATORS** generated the final QAR set following a stratified procedure for balanced cultural coverage. To maximize dataset quality while managing the significant human curation cost, we implemented a *continuous audit strategy*. **AUDITORS** performed rigorous reviews and provided feedback in stages, with denser feedback during the initial collection phases to rectify systemic curation errors early. This iterative process, which reviewed 50% of the total data, also helped **CURATORS** improve at generating examples as collection progressed. **AUDITORS** performed two more quality assurance tasks: (i) independently answering 50% of questions to resolve any ambiguity and (ii) verifying that each question was culturally grounded and demanded multi-frame temporal understanding. See Supplementary Section B for annotator guidelines; Supplementary Section E for recruitment and compensation.

4. Evaluation and Analysis

We evaluate open and proprietary Video-LLMs on CURVE, alongside a human baseline. Given the open-ended nature of the questions in CURVE, standard string matching is an inadequate evaluation method. Therefore, we employ an *LLM Judge*, using Gemini-2.5-Flash to score each response on a three-point scale 0, 1, 2 based on its semantic alignment with the ground truth. This approach is suitable because we try to ensure during annotation that the answers are objective and unambiguous (e.g. numerical values, object recognition), making automated assessment reliable. To maintain consistency, this same metric was used for both model and human evaluations. We present results across all 18 locales, and the full evaluation prompt for the *LLM Judge* is in the Supplementary Section F.

Models. We evaluate two open Video-LLMs: Qwen-2.5-VL (Bai et al., 2025a) and Qwen-3-VL (Yang et al., 2025); and five closed models Claude-Sonnet-4 (Anthropic, 2025), GPT-5-mini (OpenAI, 2026), GPT-5 (OpenAI, 2026), Gemini-2.5-Flash (Comanici et al., 2025) and Gemini-2.5-Pro (Comanici et al.,

Table 2 | **A Comparative Evaluation of Model Performance Across 18 Locales.** The table benchmarks several prominent models, including variants of QWEN, Claude, GPT, and Gemini. While Gemini-2.5-Pro achieves the highest scores in most locales, all models remain significantly below the human performance standard. Aggregate refers to the weighted average across all the locales.

Locale	QWEN-2.5-VL	QWEN-3-VL	Claude-Sonnet-4	GPT-5-mini	Gemini-2.5-Flash	GPT-5	Gemini-2.5-Pro	Human Performance
ar-EG	15.12	23.90	25.61	36.59	35.12	43.17	47.80	98.05
de-DE	10.76	22.15	29.75	46.20	51.90	48.10	48.73	90.51
en-GB	25.70	34.58	29.91	49.07	43.46	50.00	54.21	94.86
en-IN	10.55	24.77	23.85	44.04	37.61	45.41	47.71	94.95
es-MX	16.07	26.07	26.07	40.36	40.00	44.29	50.00	91.07
fr-FR	11.11	22.65	26.07	40.60	37.18	52.14	52.56	94.87
hi-IN	11.82	23.31	24.32	31.08	30.74	39.19	41.89	97.97
id-ID	17.91	30.97	30.97	43.28	48.88	56.34	55.97	97.39
it-IT	16.18	24.71	28.53	46.76	47.65	51.18	51.47	98.24
ja-JP	10.16	19.92	24.39	39.02	33.74	45.94	46.75	91.06
ko-KR	17.14	22.86	23.33	51.90	48.10	55.71	64.29	92.38
mr-IN	4.89	18.80	16.54	28.57	30.08	36.47	38.72	96.99
pt-BR	13.02	26.04	22.40	39.58	27.08	36.98	43.75	92.71
ru-RU	10.96	14.61	17.70	29.21	28.37	33.71	36.24	96.63
ta-IN	3.60	14.00	15.60	16.40	20.00	26.40	31.60	95.20
te-IN	9.20	12.40	14.40	24.00	27.20	23.60	28.00	93.20
th-TH	7.10	17.74	19.03	30.32	32.58	38.39	39.03	95.16
zh-TW	18.52	28.89	24.81	34.07	32.96	38.52	40.00	95.93
Aggregate	12.75	21.50	23.36	36.64	35.84	42.20	45.07	95.22

2025). Frame sampling and hyperparameter details are in the Supplementary Section C.

4.1. Human Evaluation Protocol

To establish a robust human performance baseline, we recruited a new pool of locally-situated human evaluators who did not have access to the ground-truth answers and reasoning traces used in the dataset’s creation. Their task was to watch the associated video for each question and provide a short, objective answer. The evaluation protocol permitted the use of open-web resources (e.g., web search) for grounding unfamiliar cultural entities but strictly prohibited the use of any large language models (LLMs). This strict protocol ensures an unbiased, purely human-generated performance metric for fair model comparison.

4.2. Model Performance Analysis

Our primary results, presented in Table 2, reveal a substantial performance gap between the human baseline (95.22%) and the top-performing model, Gemini-2.5-Pro (45.07%). This gap underscores the core challenge of our benchmark and highlights the limitations of current models in complex multicultural video reasoning. Among the models, a distinct performance hierarchy emerges, consistent with architectural scale and with Gemini-2.5-Pro and GPT-5 leading.

A critical finding from our analysis is the pronounced **cultural disparity in video understanding** exhibited by current models. We observe significant performance variance across locales, indicating a strong dependency on cultural and linguistic factors. While models perform best in locales such as Korean (ko-KR) and British English (en-GB), they struggle profoundly in others. This disparity is particularly stark for South Indian languages, where the top model’s accuracy drops to just 28.00% for Telugu (te-IN) and 31.60% for Tamil (ta-IN), providing clear evidence of the cultural biases our benchmark is designed to expose. This disparity suggests that model capabilities are unevenly distributed and may correlate with the prevalence of certain languages and cultural contexts within pre-training corpora.

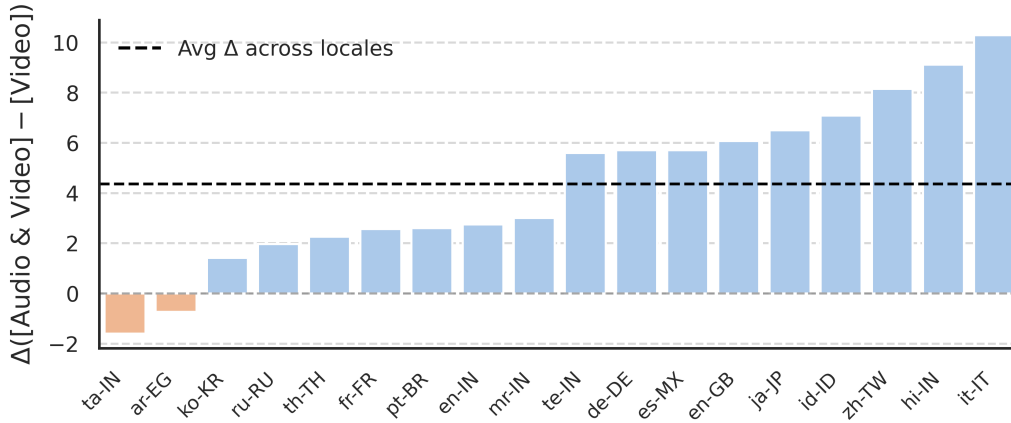


Figure 4 | Performance improvement when using both Audio and Video vs. Video only, on Gemini-2.5-pro. We see that adding audio consistently improves performance across most locales.

The models’ struggles in these underrepresented settings provide empirical evidence of the Western and English-centric bias that our benchmark is designed to measure. We perform several analyses to understand performance differences, as shown below. We evaluate Gemini-2.5-Pro on a diverse subset of six locales consisting of both relatively high-resource and low-resource languages (Bapna et al., 2022): Spanish (es-MX), Japanese (ja-JP), British English (en-GB), Russian (ru-RU), Tamil (ta-IN), and Arabic (ar-EG).

Importance of Audio. To quantify the importance of audio, we compare performance on full audio-visual inputs against a video-only baseline (Figure 4). Including audio yields a substantial average performance increase of 4.32%, with gains being particularly notable for locales like Chinese (zh-TW, +8.15%) and Indonesian (id-ID, +7.09%). This finding demonstrates that the audio track contains critical, non-redundant information like native-language dialogue and cultural-specific audio artifacts, confirming that success on CURVE requires holistic multimodal understanding.

Effect of Scaling the Thinking Budget. We analyze the effect of test-time compute on performance across locales by varying the model’s *thinking budget*, defined as the number of tokens for intermediate reasoning, before generating the final answer. As shown in Figure 5, average performance across 6 locales increases from 35.9% at 128 tokens to a peak of 45.9% at 2k tokens, beyond which the accuracy plateaus. This shows that while increasing the thinking budget can lead to modest performance improvement on CURVE, the gains saturate quickly and performance still lags human performance by a large margin as seen in Table 2. In es-MX, the questions appear to require less detailed thinking than the others. See Section 5 for an analysis of error types that remain a challenge even after scaling inference compute.

Temporal Understanding Complexity. We evaluated performance with a varying number of input frames (1 to 512) to assess CURVE’s temporal complexity (see graph in Supplementary Section C). The accuracy monotonically increases with more frames, confirming that our tasks require temporal reasoning and cannot be solved from static images alone. However, performance gains diminish at higher frame counts and a large gap to the human baseline persists. This suggests that while sufficient visual sampling is necessary, the primary performance bottleneck is not a lack of visual information but rather the higher-level, culturally-contextualized reasoning that CURVE demands.

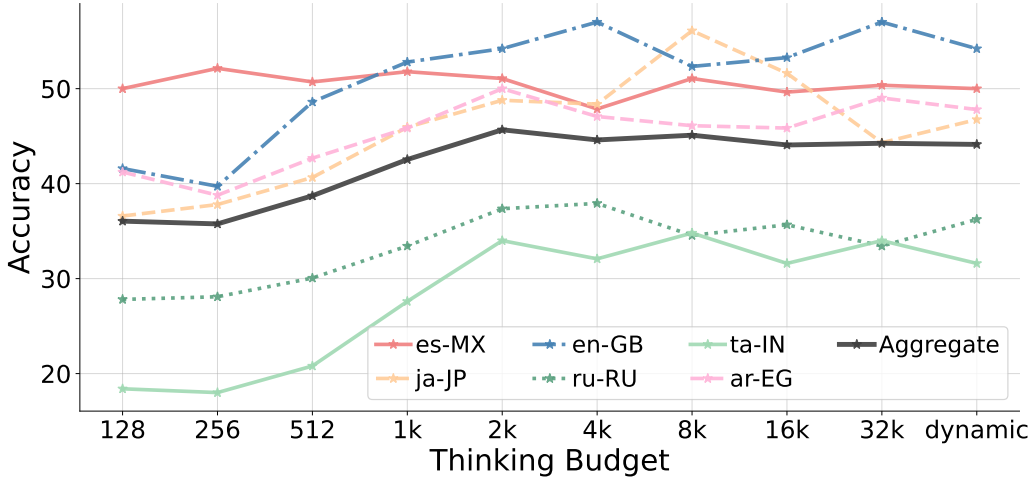


Figure 5 | Effect of increasing output token budget on Gemini-2.5-Pro’s accuracy. Performance scales positively with compute, peaking at a 2k token budget followed by diminishing returns.

5. Error Tagging using Evidence Graphs

Questions in CURVE demand complex, multi-step reasoning, requiring models to plan its steps, gather evidence, and integrate their findings. This complexity introduces diverse failure modes, ranging from errors in the visual perception of a cultural artifact to flaws in the logical reasoning. Consequently, the simple accuracy metric in Table 2 is too coarse-grained, as it cannot pinpoint precisely *where and why* a model fails. Hence, we introduce a diagnostic methodology built on two core components. The first is the *Evidence Graph*, a Directed Acyclic Graph that formalizes human reasoning. The nodes represent *atomic evidences*: single, critical pieces of information required for the final answer. The edges represent prerequisite dependencies, where obtaining one evidence is required to find its children.

The second component is *Iterative Error Isolation*, a process designed to exhaustively analyze the model performance on all critical steps required to answer the question. By traversing the *Evidence Graph*, we first identify the model’s initial point(s) of failure, or root error(s) (see Figure 6). Once identified, these point(s) of failures are tagged using a carefully curated taxonomy. Additionally, to enable a comprehensive diagnosis beyond this first mistake, we then adopt a counterfactual approach of providing the model with a corrective hint for the isolated error and re-initiate the evaluation. This loop of traversal, error isolation, and evaluation with corrective hinting continues until the entire reasoning chain is successfully completed, allowing us to uncover all potential failures. We detail the stages of this pipeline in the following sections and Algorithm 1.

5.1. Formalizing Reasoning into Evidence Graphs

We employ a prompted LLM to convert the raw human reasoning traces from unstructured text into a formal *Evidence Graph* (Algorithm 1, L1). The prompt instructs the LLM to decompose the trace into nodes representing *atomic evidence* (Refer Figure 12). We define *atomic evidence* as a single piece of information derived from one of the three sources: (1) a visual observation from a specific video timestamp, (2) a fact retrieved from external knowledge, (3) a logical inference derived from previous evidence. The LLM then establishes directed edges (prerequisite conditions) between evidences by determining whether an

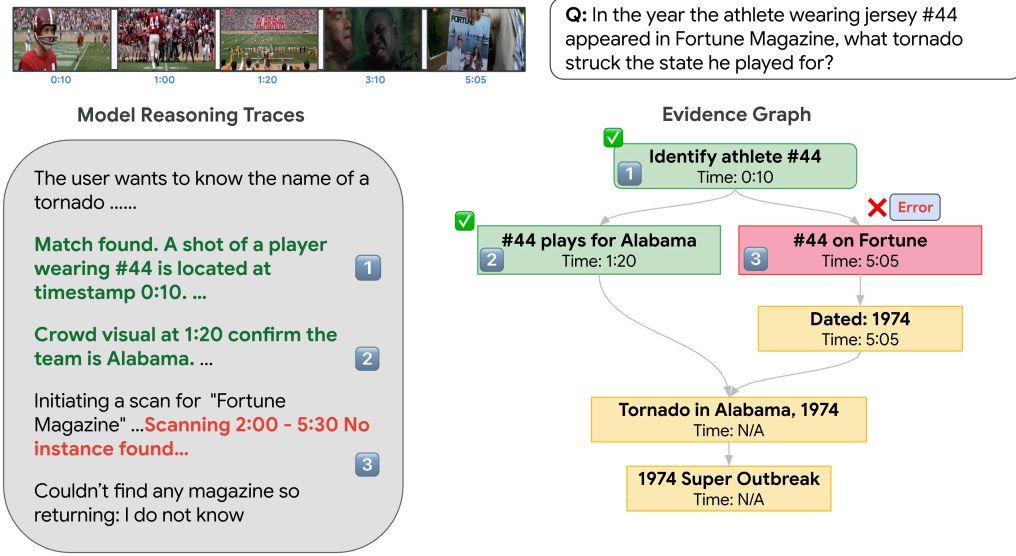


Figure 6 | First iteration of error isolation and tagging. The *Evidence Graph* (right) compares data against model reasoning. Green nodes indicate matched evidence; red nodes are missing and are tagged; yellow nodes represent unevaluated nodes. For the subsequent iteration, the graph is pruned to the yellow nodes, and the model uses the green and corrected red nodes as *hints*.

error in the source node would prevent the derivation of the targets. This automated process transforms the raw human text into a ground-truth *Evidence Graph* that serves as the basis for our error analysis.

5.2. Iterative Error Isolation

Once the *Evidence Graph* is built, we evaluate it iteratively until the problem is correctly solved. For each iteration, the model receives the video, the question and any corrective hints from prior steps and the reasoning trace is derived. To isolate errors, we follow a three-stage loop detailed below:

Traversal: We prompt an LLM to traverse the *Evidence Graph*, comparing the *atomic evidence* at each node to the model’s reasoning. This traversal halts along any path when an expected evidence is missing (Algorithm 1, L3-11).

Error Isolation and Tagging: Once the LLM encounters a failure to map an evidence, it determines if it is a *Divergence* or an *Error*. A *Divergence* occurs when the model initiates a valid, alternative reasoning path not present in the human trace. While it represents a locally correct alternative solution, it cannot be evaluated against our human-derived graph, so the analysis of that path concludes. *Example: Identifying a city via a signboard instead of the landmark used in the human trace*. However, we find that true divergences are rare (2% of questions), as our complex video-based questions often depend on a specific set of visual evidence that allows for fewer alternative paths. Conversely, it’s an *Error* if the model does not diverge but fails to produce the required evidence. The LLM tags each error using a detailed taxonomy that distinguishes between failures in perception (Temporal Localization, Spatial Grounding, Attribute Misidentification, Spurious Objects/Events), Knowledge, and Reasoning (Algorithm 1, L13). This taxonomy builds upon the classification in (Nagrani et al., 2025), which we refine with more granular perception categories based on manual examination. For the complete taxonomy and examples, see Table 7 in Supplementary Section D.

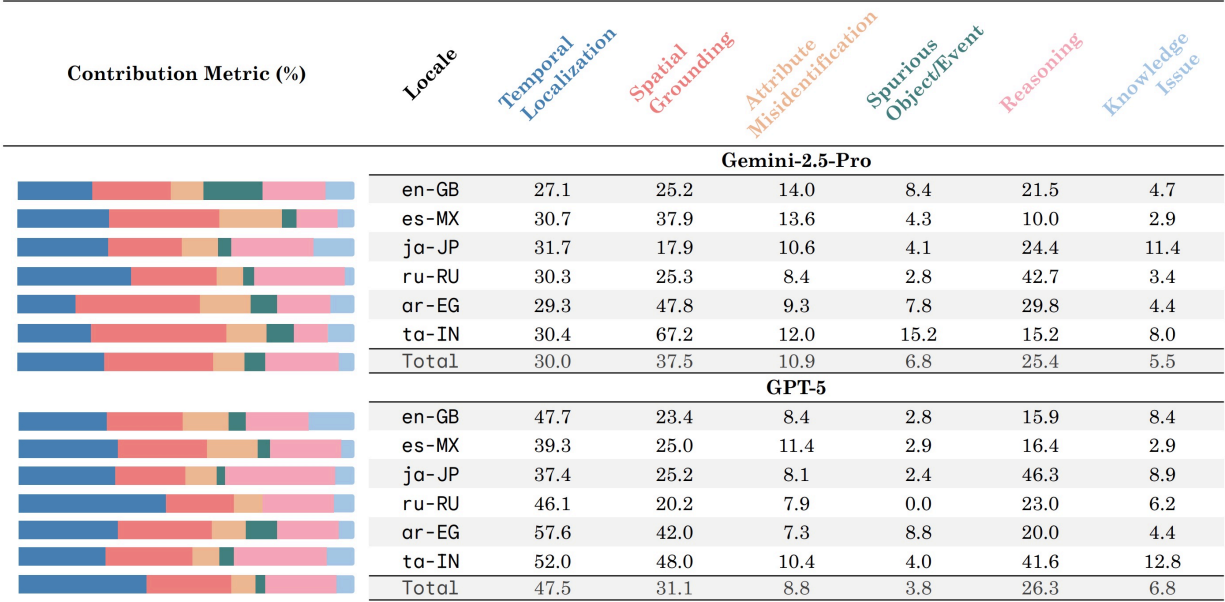


Figure 7 | **(Right)** We report the frequency of Error Types per 100 questions across all locales and models. **(Left)** We visualize the normalized impact of each error type per question as a bar plot. Lower↓ is better. Best viewed in color.

Hint Generation and Re-evaluation: The iteration concludes after tagging all reachable nodes. The LLM generates a *corrective hint* that consists of corrections for the failed nodes and the correct evidences. Finally, the *Evidence Graph* is pruned, leaving only unevaluated nodes for the next iteration. Then, the model is re-queried with the original inputs, the correctly gathered evidence plus this new hint, and compared against the pruned *Evidence Graph* (Algorithm 1, L4, L17–18). The prompt for error isolation is provided in Figures 13, 14.

5.3. Analysis

Experimental Setup. We apply our diagnostic pipeline to frontier multimodal models: Gemini-2.5-Pro and GPT-5. We analyze the same locales as in Section 4.2, limiting to the set of questions that was scored 0 by the *LLM Judge*. This comprises 490 and 524 responses out of 878 total questions for Gemini-2.5-Pro and GPT-5, respectively. The entire pipeline, including error tagging and hint generation, uses Gemini-2.5-Pro as our prompted LLM, chosen for its strong instruction-following and reasoning capabilities.

Metrics: We accumulate the total number of errors of each type and report the frequency as errors per 100 questions to account for varying number of questions. To quantify the individual contribution, we calculate an aggregate score for each error type by summing its fractional contributions from every question in the dataset. This ensures that each question contributes equally to the final distribution, regardless of the number of errors it contains.

Structural Analysis. We first characterize CURVE using its evidence graphs. Questions in the benchmark require an average of 5.0 atomic evidences to solve, and over 63% of these evidences grounded in specific video timestamps, highlighting the need for detailed temporal analysis. Furthermore, the graph depth statistics ($\mu = 2.5$ and $\sigma = 1.3$) indicate a mix of problems requiring independent evidence collection

Algorithm 1 Iterative Error Isolation**Require:** Model M , Video V , Question $ques$, HumanTrace T_h **Ensure:** ErrorLog E

```

1:  $G \leftarrow \text{BUILD-GRAPH}(T_h)$ 
2:  $hints \leftarrow \emptyset, E \leftarrow \emptyset$ 
3: while  $G$  is not empty do
4:    $T_m \leftarrow \text{EVAL-MODEL}(M, V, ques, hints)$ 
5:    $N_{\text{visited}} \leftarrow \emptyset$ 
6:    $Q \leftarrow \{n \in G.\text{Nodes} \mid n.\text{parents} = \emptyset\}$ 
7:   while  $Q$  is not empty do
8:      $n \leftarrow \text{DEQUEUE}(Q)$ 
9:      $N_{\text{visited}} \leftarrow N_{\text{visited}} \cup \{n\}$ 
10:    if  $\text{EVIDENCE-FOUND}(n, T_m)$  then
11:       $\text{ENQUEUE}(Q, n.\text{children})$ 
12:    else
13:       $err \leftarrow \text{TAG-ERROR}(n, T_m)$ 
14:       $E \leftarrow E \cup \{(n, err)\}$ 
15:    end if
16:  end while
17:   $hints \leftarrow hints \cup \text{GENERATE-HINTS}(N_{\text{visited}})$ 
18:   $G \leftarrow \text{PRUNE-GRAPH}(G, N_{\text{visited}})$ 
19: end while
20:
21: return  $E$ 

```

(low depth) and sequential reasoning chains (high depth). More stats are presented in Supplementary Section D.

Results. Our analysis reveals a clear pattern in the failure modes of current models. As shown in Figure 7, the combination of Temporal Localization, Spatial Grounding, Spurious Object/Event, and Attribute Misidentification errors accounts for approximately 75% of all failures. We collectively term these as **cultural visual perception** errors and observe that they are significantly more prevalent than **reasoning** errors. While comparing models, we find distinct profiles. Gemini-2.5-Pro commits around 7% fewer cultural perception errors than GPT-5, significantly outperforming it. This is despite a slight tendency to overcount, as evidenced by making more Spurious Object/Event errors. While overall number of errors in reasoning is nearly the same between the models, there are large differences in individual locales. Lastly, we observe that relatively low-resource languages (ar-EG, ta-IN) suffer from 1.4 times more cultural visual perception errors compared to high-resource languages (en-GB, ja-JP, es-MX, ru-RU). This highlights that identifying culturally diverse and underrepresented objects still remains a concern. Additionally, we note that *Iterative Error Isolation* is crucial for a complete picture. By running up to five iterations (which solves 99.7% of questions), we uncovered approximately 22% of Gemini-2.5-Pro’s total errors beyond the first iteration. This iterative method was most effective at revealing latent reasoning failures, identifying 78 additional reasoning errors that would have otherwise been masked by earlier perception failures (see Supplementary Section D for additional discussion).

Are all perception failures cultural? In CURVE, perception and culture are tightly entangled rather than cleanly separable. Many of the most common failure types in our taxonomy such as temporal localization, spatial grounding, attribute errors, arise around culture-specific objects and events (e.g., garments, rituals, signage). Consider a model failing to register the *crystalline sugar texture* on a loaf. In a generic context, this is merely a fine-grained visual error. In CURVE, however, the missed texture is a failure to recognize the characteristic glaze of *Pan de Muerto*, a sacred and cultural element of a Mexican festival heritage. Hence, we posit that since CURVE deliberately situates every task in a concrete cultural context, most low-level perceptual errors are failures of cultural understanding.

Limitations of the LLM-based Error Tagging. Our diagnostic pipeline relies on Gemini-2.5-Pro for error classification and hint generation. This enables automated analysis at a large scale setting. There is growing interest in using LLMs for automatic evaluation, and recent works like [Zeng et al. \(2025\)](#) show how they can generate weakness profiles for a model on a benchmark. However, we do acknowledge the potential for inherent model biases. To mitigate this risk, we took several steps to ensure robustness: (1) we designed a highly structured task with clear, fine-grained error definitions; (2) we employed strong prompting techniques with examples to ground the model’s classifications; and (3) we used a majority voting mechanism (over three queries) for each classification decision to improve reliability and reduce stochasticity (more details in Supplementary Section D). Despite this, we consider the development of more robust, LLM-based diagnostic tools or human-in-the-loop verification of LLM-judged errors as an important direction for future work.

6. Conclusion and Future Opportunities

We introduced **CURVE**, a novel benchmark for globally-aware video reasoning. We recognize that the manual curation of culturally authentic data is resource-intensive; by undertaking this foundational work and releasing it publicly, we provide an asset that allows the community to innovate without the prohibitive initial cost. While our 18 locales are not exhaustive, the CURVE methodology offers a robust framework for future expansion. Moreover, the inclusion of detailed human reasoning traces, a novel feature at this scale, presents a unique opportunity for more interpretable, process-oriented models. Finally, our transparent, multi-expert auditing process serves as a blueprint for navigating cultural subjectivity. It underscores that building fair and globally competent ML systems requires a deep investment in rigorous, human-centered curation.

7. Acknowledgements

We would like to thank Lisa Anne Hendricks, Laura Rimell, Sunipa Dev, Utkarsh Lath, Mansi Gupta, Aditya Tripathi, Nithish Kannan, Purvam Jain, Vivek Dani, Sagar Gubbi and Partha Talukdar for their valuable feedback on the manuscript, Aditya Tripathi and Partha Talukdar for discussions on error attribution approach and Shankar K, Sudhindra Kopalle, Maura O’Brien and Eric Baum for facilitating the human data collection work. We are grateful to Partha Talukdar, Manish Gupta and Rahul Sukthankar for their continuous support and guidance.

References

- Anthropic. System Card: Claude Opus 4 & Claude Sonnet 4. <https://www-cdn.anthropic.com/4263b940cabb546aa0e3283f35b686f4f3b2ff47.pdf>, May 2025.
- A. Arnab, C. Sun, and C. Schmid. Unified graph structured models for video understanding, 2021. URL <https://arxiv.org/abs/2103.15662>.
- P. Atanasova, O.-M. Camburu, C. Lioma, T. Lukasiewicz, J. G. Simonsen, and I. Augenstein. Faithfulness tests for natural language explanations. In A. Rogers, J. Boyd-Graber, and N. Okazaki, editors, *Proceedings of the 61st Annual Meeting of the Association for Computational Linguistics (Volume 2: Short Papers)*, pages 283–294, Toronto, Canada, July 2023. Association for Computational Linguistics. doi: 10.18653/v1/2023.acl-short.25. URL <https://aclanthology.org/2023.acl-short.25/>.
- S. Bai, K. Chen, X. Liu, J. Wang, W. Ge, S. Song, K. Dang, P. Wang, S. Wang, J. Tang, H. Zhong, Y. Zhu, M. Yang, Z. Li, J. Wan, P. Wang, W. Ding, Z. Fu, Y. Xu, J. Ye, X. Zhang, T. Xie, Z. Cheng, H. Zhang, Z. Yang, H. Xu, and J. Lin. Qwen2.5-vl technical report, 2025a. URL <https://arxiv.org/abs/2502.13923>.
- S. Bai, K. Chen, X. Liu, J. Wang, W. Ge, S. Song, K. Dang, P. Wang, S. Wang, J. Tang, et al. Qwen2.5-vl technical report. *arXiv preprint arXiv:2502.13923*, 2025b.
- H. Bansal, Y. Bitton, I. Szepes, K.-W. Chang, and A. Grover. VideoCon: Robust Video-Language Alignment via Contrast Captions. In *Conference on Computer Vision and Pattern Recognition (CVPR)*, 2024.
- A. Bapna, I. Caswell, J. Kreutzer, O. Firat, D. van Esch, A. Siddhant, M. Niu, P. Baljekar, X. Garcia, W. Macherey, et al. Building machine translation systems for the next thousand languages. *arXiv preprint arXiv:2205.03983*, 2022.
- M. Chu, Y. Li, and T.-S. Chua. Understanding long videos via llm-powered entity relation graphs, 2025. URL <https://arxiv.org/abs/2501.15953>.
- G. Comanici, E. Bieber, M. Schaekermann, I. Pasupat, N. Sachdeva, I. Dhillon, M. Blistein, O. Ram, D. Zhang, E. Rosen, et al. Gemini 2.5: Pushing the Frontier with Advanced Reasoning, Multimodality, Long Context, and Next Generation Agentic Capabilities. *arXiv preprint arXiv:2507.06261*, 2025.
- D. Cores, M. Dorkenwald, M. Mucientes, C. G. M. Snoek, and Y. M. Asano. TVBench: Redesigning Video-Language Evaluation. *arXiv:2410.07752*, 2024.
- R. Das, S. Hristov, H. Li, D. Dimitrov, I. Koychev, and P. Nakov. EXAMS-V: A Multi-Discipline Multilingual Multimodal Exam Benchmark for Evaluating Vision Language Models. In *Association of Computational Linguistics (ACL)*, pages 7768–7791, 2024. doi: 10.18653/v1/2024.acl-long.420.
- DeepSeek-AI, Q. Zhu, D. Guo, Z. Shao, D. Yang, P. Wang, R. Xu, Y. Wu, Y. Li, H. Gao, S. Ma, W. Zeng, X. Bi, Z. Gu, H. Xu, D. Dai, K. Dong, L. Zhang, Y. Piao, Z. Gou, Z. Xie, Z. Hao, B. Wang, J. Song, D. Chen, X. Xie, K. Guan, Y. You, A. Liu, Q. Du, W. Gao, X. Lu, Q. Chen, Y. Wang, C. Deng, J. Li, C. Zhao, C. Ruan, F. Luo, and W. Liang. Deepseek-coder-v2: Breaking the barrier of closed-source models in code intelligence, 2024. URL <https://arxiv.org/abs/2406.11931>.
- D. Deutsch, R. Dror, and D. Roth. On the limitations of reference-free evaluations of generated text. *arXiv preprint arXiv:2210.12563*, 2022.

- J. Dougrez-Lewis, M. E. Akhter, F. Ruggeri, S. Löbbers, Y. He, and M. Liakata. Assessing the reasoning capabilities of LLMs in the context of evidence-based claim verification. In W. Che, J. Nabende, E. Shutova, and M. T. Pilehvar, editors, *Findings of the Association for Computational Linguistics: ACL 2025*, pages 20604–20628, Vienna, Austria, July 2025. Association for Computational Linguistics. ISBN 979-8-89176-256-5. doi: 10.18653/v1/2025.findings-acl.1059. URL <https://aclanthology.org/2025.findings-acl.1059/>.
- X. Fang, K. Mao, H. Duan, X. Zhao, Y. Li, D. Lin, and K. Chen. MMBench-Video: A Long-Form Multi-Shot Benchmark for Holistic Video Understanding. In *Advances in Neural Information Processing Systems (NeurIPS): Track on Datasets and Benchmarks*, 2024.
- C. Fu, Y. Dai, Y. Luo, L. Li, S. Ren, R. Zhang, Z. Wang, C. Zhou, Y. Shen, M. Zhang, P. Chen, Y. Li, S. Lin, S. Zhao, K. Li, T. Xu, X. Zheng, E. Chen, C. Shan, R. He, and X. Sun. Video-MME: The First-Ever Comprehensive Evaluation Benchmark of Multi-modal LLMs in Video Analysis. In *Conference on Computer Vision and Pattern Recognition (CVPR)*, pages 24108–24118, June 2025a.
- C. Fu, Y. Dai, Y. Luo, L. Li, S. Ren, R. Zhang, Z. Wang, C. Zhou, Y. Shen, M. Zhang, et al. Video-MME: The First-Ever Comprehensive Evaluation Benchmark of Multi-modal LLMs in Video Analysis. In *Conference on Computer Vision and Pattern Recognition (CVPR)*, 2025b.
- J. Heyward, J. Carreira, D. Damen, A. Zisserman, and V. Pătrăucean. Perception test 2024: Challenge summary and a novel hour-long videoqa benchmark, 2024. URL <https://arxiv.org/abs/2411.19941>.
- C.-P. Hsieh, S. Sun, S. Krizan, S. Acharya, D. Rekes, F. Jia, Y. Zhang, and B. Ginsburg. Ruler: What’s the real context size of your long-context language models?, 2024. URL <https://arxiv.org/abs/2404.06654>.
- J. Huang, X. Chen, S. Mishra, H. S. Zheng, A. W. Yu, X. Song, and D. Zhou. Large language models cannot self-correct reasoning yet, 2024. URL <https://arxiv.org/abs/2310.01798>.
- A. Jaech, A. Kalai, A. Lerer, A. Richardson, A. El-Kishky, A. Low, A. Helyar, A. Madry, A. Beutel, A. Carney, et al. Openai o1 system card. *arXiv preprint arXiv:2412.16720*, 2024.
- R. Kamoi, Y. Zhang, N. Zhang, J. Han, and R. Zhang. When can LLMs actually correct their own mistakes? a critical survey of self-correction of LLMs. *Transactions of the Association for Computational Linguistics*, 12:1417–1440, 2024. doi: 10.1162/tacl_a_00713. URL <https://aclanthology.org/2024.tacl-1.78/>.
- N. Kannen, A. Ahmad, M. Andreetto, V. Prabhakaran, U. Prabhu, A. B. Dieng, P. Bhattacharyya, and S. Dave. Beyond Aesthetics: Cultural Competence in Text-to-Image Models. In *Advances in Neural Information Processing Systems (NeurIPS): Track on Datasets and Benchmarks*, 2024.
- S. Khanuja, S. Ramamoorthy, Y. Song, and G. Neubig. An Image Speaks a Thousand Words, but Can Everyone Listen? On Image Transcreation for Cultural Relevance. In *Empirical Methods in Natural Language Processing (EMNLP)*, pages 10258–10279, 2024. doi: 10.18653/v1/2024.emnlp-main.573.
- M. U. khattak, M. F. Naeem, J. Hassan, N. Muzzamal, F. Tombari, F. S. Khan, and S. Khan. How Good is my Video LMM? Complex Video Reasoning and Robustness Evaluation Suite for Video-LMMs. *arXiv:2405.03690*, 2024.

- J. Lee and J. Hockenmaier. Evaluating step-by-step reasoning traces: A survey, 2025. URL <https://arxiv.org/abs/2502.12289>.
- B. Li, Y. Ge, Y. Ge, G. Wang, R. Wang, R. Zhang, and Y. Shan. SEED-Bench-2: Benchmarking Multimodal Large Language Models. In *Conference on Computer Vision and Pattern Recognition (CVPR)*, 2024a.
- K. Li, Y. Wang, Y. He, Y. Li, Y. Wang, Y. Liu, Z. Wang, J. Xu, G. Chen, P. Luo, L. Wang, and Y. Qiao. MVBench: A Comprehensive Multi-modal Video Understanding Benchmark. In *Conference on Computer Vision and Pattern Recognition (CVPR)*, pages 22195–22206, June 2024b.
- S. Li, L. Li, S. Ren, Y. Liu, Y. Liu, R. Gao, X. Sun, and L. Hou. VITATECS: A Diagnostic Dataset for Temporal Concept Understanding of Video-Language Models. In *European Conference on Computer Vision (ECCV)*, 2024c.
- Y. Li, X. Chen, B. Hu, L. Wang, H. Shi, and M. Zhang. Videovista: A versatile benchmark for video understanding and reasoning. *arXiv preprint arXiv:2406.11303*, 2024d.
- F. Liu, E. Bugliarello, E. M. Ponti, S. Reddy, N. Collier, and D. Elliott. Visually Grounded Reasoning Across Languages and Cultures. In *Empirical Methods in Natural Language Processing (EMNLP)*, pages 10467–10485, 2021. doi: 10.18653/v1/2021.emnlp-main.818.
- S. Liu, K. Li, M. Zhao, Y. Tian, B. Li, S. Zhou, H. Li, and F. Yang. M³-med: A benchmark for multi-lingual, multi-modal, and multi-hop reasoning in medical instructional video understanding, 2025. URL <https://arxiv.org/abs/2507.04289>.
- Y. Liu, S. Li, Y. Liu, Y. Wang, S. Ren, L. Li, S. Chen, X. Sun, and L. Hou. TempCompass: Do Video LLMs Really Understand Videos? In *Findings of the Association for Computational Linguistics (ACL)*, 2024.
- K. Mangalam, R. Akshulakov, and J. Malik. EgoSchema: A Diagnostic Benchmark for Very Long-form Video Language Understanding. In *Advances in Neural Information Processing Systems (NeurIPS): Track on Datasets and Benchmarks*, 2023.
- A. Nagrani, M. Zhang, R. Mehran, R. Hornung, N. B. Gundavarapu, N. Jha, A. Myers, X. Zhou, B. Gong, C. Schmid, et al. Neptune: The Long Orbit to Benchmarking Long Video Understanding. *arXiv preprint arXiv:2412.09582*, 2024.
- A. Nagrani, S. Menon, A. Iscen, S. Buch, R. Mehran, N. Jha, A. Hauth, Y. Zhu, C. Vondrick, M. Sirotenko, C. Schmid, and T. Weyand. MINERVA: Evaluating Complex Video Reasoning. *International Conference on Computer Vision (ICCV)*, 2025.
- S. Nayak, K. Jain, R. Awal, S. Reddy, S. V. Steenkiste, L. A. Hendricks, K. Stanczak, and A. Agrawal. Benchmarking Vision Language Models for Cultural Understanding. In *Empirical Methods in Natural Language Processing (EMNLP)*, pages 5769–5790, 2024. doi: 10.18653/v1/2024.emnlp-main.329.
- OpenAI. Mmmlu dataset, 2024. URL <https://huggingface.co/datasets/openai/MMMLU>.
- OpenAI. GPT-5 System Card. *arXiv preprint arXiv:2601.03267*, 2026.
- V. Patraucean, L. Smaira, A. Gupta, A. Recasens, L. Markeeva, D. Banarse, S. Koppula, J. Heyward, M. Malinowski, Y. Yang, C. Doersch, T. Matejovicova, Y. Sulsky, A. Miech, A. Fréchette, H. Klimczak, R. Koster, J. Zhang, S. Winkler, Y. Aytar, S. Osindero, D. Damen, A. Zisserman, and J. Carreira. Perception

- Test: A Diagnostic Benchmark for Multimodal Video Models. In *Advances in Neural Information Processing Systems (NeurIPS)*, pages 42748–42761, 2023.
- J. Pfeiffer, G. Geigle, A. Kamath, J.-M. O. Steitz, S. Roth, I. Vulić, and I. Gurevych. xGQA: Cross-Lingual Visual Question Answering. In *Findings of the Association for Computational Linguistics (ACL)*, pages 2497–2511, 2022.
- R. Rawal, K. Saifullah, R. Basri, D. Jacobs, G. Somepalli, and T. Goldstein. CinePile: A Long Video Question Answering Dataset and Benchmark. In *Conference on Computer Vision and Pattern Recognition Workshops (CVPRW)*, 2024.
- M. Reid, N. Savinov, D. Teplyashin, D. Lepikhin, T. Lillicrap, J.-b. Alayrac, R. Soricut, A. Lazaridou, O. Firat, J. Schrittwieser, et al. Gemini 1.5: Unlocking multimodal understanding across millions of tokens of context. *arXiv preprint arXiv:2403.05530*, 2024.
- D. Romero, C. Lyu, H. A. Wibowo, T. Lynn, I. Hamed, A. N. Kishore, A. Mandal, A. Dragonetti, A. Abzaliev, A. L. Tonja, B. F. Balcha, C. Whitehouse, C. Salamea, D. J. Velasco, D. I. Adelani, D. Le Meur, E. Villa-Cueva, F. Koto, F. Farooqui, F. Belcavello, G. Batnasan, G. Vallejo, G. Caulfield, G. Ivetta, H. Song, H. B. Ademteu, H. Maina, H. Lovenia, I. A. Azime, J. C. B. Cruz, J. Gala, J. Geng, J.-G. Ortiz-Barajas, J. Baek, J. Dunstan, L. A. Alemany, K. R. Y. Nagasinghe, L. Benotti, L. F. D’Haro, M. Viridiano, M. Estecha-Garitagoitia, M. C. B. Cabrera, M. Rodríguez-Cantelar, M. Jouitteau, M. Mihaylov, N. Etori, M. F. M. Imam, M. F. Adilazuarda, M. Gochoo, M.-E. Otgonbold, O. Niyomugisha, P. M. Silva, P. Chitale, R. Dabre, R. Chevi, R. Zhang, R. Diandaru, S. Cahyawijaya, S. Góngora, S. Jeong, S. Purkayastha, T. Kuribayashi, T. Clifford, T. Jayakumar, T. T. Torrent, T. Ehsan, V. Araujo, Y. Kementchedjhieva, Z. Burzo, Z. W. Lim, Z. X. Yong, O. Ignat, J. Nwatu, R. Mihalcea, T. Solorio, and A. F. Aji. CVQA: Culturally-Diverse Multilingual Visual Question Answering Benchmark. In *Advances in Neural Information Processing Systems (NeurIPS)*, pages 11479–11505, 2024. doi: 10.52202/079017-0366.
- D. Saravanan, V. Gupta, D. Singh, Z. Khan, V. Gandhi, and M. Tapaswi. VELOCITI: Benchmarking Video-Language Compositional Reasoning with Strict Entailment. In *Conference on Computer Vision and Pattern Recognition (CVPR)*, 2025.
- B. S. Shafique, A. Vayani, M. Maaz, H. A. Rasheed, D. Dissanayake, M. I. Kurpath, Y. Hmaiti, G. Inoue, J. Lahoud, M. S. Rashid, et al. A Culturally-Diverse Multilingual Multimodal Video Benchmark & Model. In *Empirical Methods in Natural Language Processing (EMNLP)*, pages 19998–20022, 2025. doi: 10.18653/v1/2025.emnlp-main.1012.
- Z. Shao, P. Wang, Q. Zhu, R. Xu, J. Song, X. Bi, H. Zhang, M. Zhang, Y. K. Li, Y. Wu, and D. Guo. Deepseekmath: Pushing the limits of mathematical reasoning in open language models, 2024. URL <https://arxiv.org/abs/2402.03300>.
- Y. Sun, J. Yu, and B. Li. Multilingual Synopses of Movie Narratives: A Dataset for Vision-Language Story Understanding. In *Findings of Empirical Methods in Natural Language Processing (EMNLP)*, pages 13488–13504, 2024.
- A. V. Thapliyal, J. Pont Tuset, X. Chen, and R. Soricut. Crossmodal-3600: A Massively Multilingual Multimodal Evaluation Dataset. In *Empirical Methods in Natural Language Processing (EMNLP)*, pages 715–729, 2022. doi: 10.18653/v1/2022.emnlp-main.45.

- T. H. Trinh, Y. Wu, Q. V. Le, H. He, and T. Luong. Solving olympiad geometry without human demonstrations. *Nature*, 625:476 – 482, 2024. URL <https://api.semanticscholar.org/CorpusID:267032902>.
- G. Tyen, H. Mansoor, V. Cărbune, P. Chen, and T. Mak. Llms cannot find reasoning errors, but can correct them given the error location, 2024. URL <https://arxiv.org/abs/2311.08516>.
- A. Vayani, D. Dissanayake, H. Watawana, N. Ahsan, N. Sasikumar, O. Thawakar, H. B. Ademtew, Y. Hmaiti, A. Kumar, K. Kukreja, M. Maslych, W. Al Ghallabi, M. M. Mihaylov, C. Qin, A. M. Shaker, M. Zhang, M. K. Ihsani, A. G. Esplana, M. Gokani, S. Mirkin, H. Singh, A. Srivastava, E. Hamerlik, F. A. Izzati, F. A. Maani, S. Cavada, J. Chim, R. Gupta, S. Manjunath, K. Zhumakhanova, F. H. Rabevohitra, A. H. Amirudin, M. Ridzuan, D. N. A. Kareem, K. P. More, K. Li, P. Shakya, M. Saad, A. Ghasemaghahi, A. Djanibekov, D. Azizov, B. Jankovic, N. Bhatia, A. Cabrera, J. Obando-Ceron, O. Otieno, F. Farestam, M. Rabbani, S. Ballah, S. Sanjeev, A. Shtanchaev, M. Fatima, T. Nguyen, A. Kareem, T. Aremu, N. A. Z. Xavier, A. Bhatkal, H. O. Toyin, A. Chadha, H. Cholakkal, R. M. Anwer, M. Felsberg, J. Laaksonen, T. Solorio, M. Choudhury, I. Laptev, M. Shah, S. Khan, and F. S. Khan. All Languages Matter: Evaluating LMMs on Culturally Diverse 100 Languages. In *Conference on Computer Vision and Pattern Recognition (CVPR)*, pages 19565–19575, 2025.
- A. Wang*, B. Wu*, S. Chen, Z. Chen, H. Guan, W.-N. Lee, E. L. Li, J. B. Tenenbaum, and C. Gan. SOK-Bench: A Situated Video Reasoning Benchmark with Aligned Open-World Knowledge. In *Conference on Computer Vision and Pattern Recognition (CVPR)*, 2024.
- J. Wang, Q. Sun, X. Li, and M. Gao. Boosting language models reasoning with chain-of-knowledge prompting, 2024. URL <https://arxiv.org/abs/2306.06427>.
- X. Wang, J. Wu, J. Chen, L. Li, Y.-F. Wang, and W. Y. Wang. VaTeX: A Large-Scale, High-Quality Multilingual Dataset for Video-and-Language Research. In *International Conference on Computer Vision (ICCV)*, October 2019.
- H. Wu, D. Li, B. Chen, and J. Li. LongVideoBench: A Benchmark for Long-context Interleaved Video-Language Understanding. In *Advances in Neural Information Processing Systems (NeurIPS)*, pages 28828–28857, 2024.
- Z. Xiong, Y. Cai, Z. Li, and Y. Wang. Mapping the minds of LLMs: A graph-based analysis of reasoning LLMs. In C. Christodoulopoulos, T. Chakraborty, C. Rose, and V. Peng, editors, *Proceedings of the 2025 Conference on Empirical Methods in Natural Language Processing*, pages 17762–17774, Suzhou, China, Nov. 2025. Association for Computational Linguistics. ISBN 979-8-89176-332-6. doi: 10.18653/v1/2025.emnlp-main.896. URL <https://aclanthology.org/2025.emnlp-main.896/>.
- A. Yang, A. Li, B. Yang, B. Zhang, B. Hui, B. Zheng, B. Yu, C. Gao, C. Huang, C. Lv, C. Zheng, D. Liu, et al. Qwen3 Technical Report. *arXiv:2505.09388*, 2025.
- J. Yang, C. E. Jimenez, A. Wettig, K. Lieret, S. Yao, K. Narasimhan, and O. Press. Swe-agent: Agent-computer interfaces enable automated software engineering, 2024. URL <https://arxiv.org/abs/2405.15793>.
- J. Yu, Y. Wu, M. Chu, Z. Ren, Z. Huang, P. Chu, R. Zhang, Y. He, Q. Li, S. Li, Z. Li, Z. Tu, C. He, Y. Qiao, Y. Wang, Y. Wang, and L. Wang. Vrbench: A benchmark for multi-step reasoning in long narrative videos, 2025. URL <https://arxiv.org/abs/2506.10857>.

- X. Yue, Y. Song, A. Asai, S. Kim, J. de Dieu Nyandwi, S. Khanuja, A. Kantharuban, L. Sutawika, S. Ramamoorthy, and G. Neubig. Pangea: A Fully Open Multilingual Multimodal LLM for 39 Languages. In *The Thirteenth International Conference on Learning Representations*, 2024.
- E. Zelikman, G. Harik, Y. Shao, V. Jayasiri, N. Haber, and N. D. Goodman. Quiet-STaR: Language Models Can Teach Themselves to Think Before Speaking, 2024. URL <https://arxiv.org/abs/2403.09629>.
- Z. Zeng, Y. Wang, H. Hajishirzi, and P. W. Koh. EvalTree: Profiling Language Model Weaknesses via Hierarchical Capability Trees. In *Conference On Language Modeling (COLM)*, 2025.
- J. Zhang, C. Mu, and Y. J. Lee. Vinoground: Scrutinizing LMMs over Dense Temporal Reasoning with Short Videos. *arXiv*, 2024. URL <https://arxiv.org/abs/2410.02763>.
- W. Zhang, M. Aljunied, C. Gao, Y. K. Chia, and L. Bing. M3Exam: A Multilingual, Multimodal, Multilevel Benchmark for Examining Large Language Models. In *Advances in Neural Information Processing Systems (NeurIPS)*, 2023. URL https://proceedings.neurips.cc/paper_files/paper/2023/hash/117c5c8622b0d539f74f6d1fb082a2e9-Abstract-Datasets_and_Benchmarks.html.
- J. Zhou, Y. Shu, B. Zhao, B. Wu, Z. Liang, S. Xiao, M. Qin, X. Yang, Y. Xiong, B. Zhang, T. Huang, and Z. Liu. MLVU: Benchmarking Multi-task Long Video Understanding. In *Conference on Computer Vision and Pattern Recognition (CVPR)*, pages 13691–13701, June 2025.
- P. Zhou, J. Pujara, X. Ren, X. Chen, H.-T. Cheng, Q. V. Le, E. H. Chi, D. Zhou, S. Mishra, and H. S. Zheng. Self-Discover: Large Language Models Self-Compose Reasoning Structures, 2024. URL <https://arxiv.org/abs/2402.03620>.

Supplementary Material

The supplementary section is structured as follows: We begin by elaborating on our *Ethical Considerations* (Section A) and provide an in-depth description of our *Annotator Guidelines* (Section B), detailing the meticulous protocols for both **CURATORS** (Section B.1) in creating culturally-grounded questions and **AUDITORS** (Section B.2) in verifying their objectivity. We then present *Additional Analysis and Experiments* (Section C), including studies on the effect of frame sampling (Section C.1), cross-lingual consistency (Section 9), and autorater variance (Section C.3). This is followed by a granular breakdown of our *Error Tagging* methodology (Section D), which includes the error taxonomy, evidence graph statistics, and details on our multi-iteration analysis. We provide details on *Annotator Recruitment and Compensation* (Section E) and include the complete *Prompts used* (Section F) in our evaluation and diagnostic pipelines. Finally, qualitative examples from the benchmark and their *Error Tagging* outputs are shown in Section G.

A. Ethical Considerations

The development and deployment of CURVE are guided by a commitment to ethical AI research. Our primary motivation is to counter the Western and English-centric bias prevalent in existing benchmarks. To achieve this, we intentionally curated videos and native-language annotations from 18 diverse global locales through a meticulous, human-in-the-loop process. This approach ensures cultural authenticity and avoids the pitfalls of automated translation. All human annotators were compensated fairly at rates above their local market standards, and our data sourcing included explicit content moderation to exclude violent, explicit, or otherwise harmful material. To further mitigate the risk of perpetuating stereotypes, multiple cultural experts reviewed content for nuanced and respectful representation. The benchmark will be publicly released with clear documentation to guide responsible use, and its fine-grained error analysis is designed to provide a crucial tool for identifying and addressing biases in future multimodal models.

B. Annotator Guidelines

All the textual data in CURVE was completely annotated by human annotators. All raters are expert native speakers of the language for which they created data. Here we provide guidelines given to the raters for the dataset creation. As described in the Section 3.2 of the main paper we have two kind of experts for the annotation in our pipeline **CURATORS** and **AUDITORS**. We first describe the guidelines for the **CURATORS** in Section B.1 and then the guidelines for the **AUDITORS** in Section B.2.

B.1. Guidelines for **CURATORS**

B.1.1. Good Questions

- The question should **involve cultural entity/object** of your specific locale that you are working with.

Locale Code	Language Name	Region
ar-EG	Arabic	Egypt
de-DE	German	Germany
en-GB	English	United Kingdom
en-IN	English	India
es-MX	Spanish	Mexico
fr-FR	French	France
hi-IN	Hindi	India
id-ID	Indonesian	Indonesia
it-IT	Italian	Italy
ja-JP	Japanese	Japan
ko-KR	Korean	South Korea
mr-IN	Marathi	India
pt-BR	Portuguese	Brazil
ru-RU	Russian	Russia
ta-IN	Tamil	India
te-IN	Telugu	India
th-TH	Thai	Thailand
zh-TW	Chinese	Taiwan

Table 3 | **CURVE Locales and their Codes.** This table provides a comprehensive mapping of the 18 distinct cultural and linguistic locales included in the CURVE benchmark, showing their standardized language-region codes, corresponding language names (from ISO 639), and region/country names (from ISO 3166-1 alpha-2).

- The question should require watching the video to answer the question and
 - should **not** be able to solve by **just listening to the audio**
 - should **not** be able to solve by **just reading some text in the video**
 - should **not** be able to solve by **just using general knowledge**
 - should **not** be solvable using **single frame**
- The question should require multiple reasoning steps to solve.
- The question should primarily ask about visual elements in the video (and not just focus on the speech).
- The question should have only one right answer and should not be subjective or ambiguous.
- The question should be open-ended i.e. it should not be a Multiple Choice Question (MCQ).
- The questions, answers and reasoning traces should be strictly in the **native language** of the video.
- If the question involves timestamp in either question/answer/reasoning trace, then use the standard format of mm:ss always. For ex: 12:56, 06:13

Examples of good questions

1. YouTube ID: 4EaRHj2Qa3g

Question: How many total no. of empty raids happened in the first half from the time the player from Nilgiri Knights gets injured till the time when a team takes the first review?

Answer: Five (5)

Skills: Temporal Event Localization, Counting, Visual Cultural Understanding

Why is this a good question? This question involves the video from the time the player from Nilgiri Knights gets injured till the time when a team takes the first review in first half (temporal event localization), and counting all the instances of empty raid (counting). The question is about the player in the Kabaddi game (which is a cultural entity). Hence, it satisfies all the criteria of requiring at least three skills (temporal event localization, counting and visual cultural understanding) which makes it a good question.

Examples of bad questions

1. Question: Which event occurs after the old lady serves prasad in this video?

Answer: A red cloth is being placed on young girls head

Why is this a bad question? This question tests just temporal ordering (which event happens after an event?) and visual cultural understanding (old lady serving prasad). Hence, this just requires 2 skills while we require questions to have a minimum of 3 skills. Hence, this is a bad question.

2. Question: In what order do the following events happen?: People throwing colored powder (gulal) and water on each other, lighting a bonfire (Holika Dahan), sharing sweets & festive treats with friends and family.

Why is this a bad question? Because it can be answered with general cultural knowledge of Holi WITHOUT even looking at the video.

3. Question: How many times does the woman in red saree say the word "namak" in the video?

Why is it a bad question? Because it is too easy and can be solved by listening to the speech alone.

B.1.2. Reasoning steps

- A reasoning step is an action that you would take to break down the question solving process. You can think of them as the building blocks to the solution.
- A good question requires multiple reasoning steps to be performed in sequence to arrive at the answer.
- All steps you describe under "Reasoning Steps" must be **required** to solve the question.
- Without one of the steps, a person should not be able to get the answer.
- List all the reasoning steps as a numbered list (one by one)

Good examples of reasoning steps

- Watch the whole video to understand/obtain a certain piece of information that is important for the answer. Example: I watched the whole video to understand the big plot twist was the nice man was secretly the criminal.
- Move to a certain timestamp in a video mm:ss to find an object/person/event. Example: I looked for the red balloon and found it at 12:34
- Listen to a word/phrase in the speech. Example: I heard that the man in the black shirt declared "check" at 05:53-05:57
- Read a word/phrase on the screen. Example: At 04:03 I read that the title of the book is "Amar

Chitra Katha”.

- Find all instances of a particular object/person/event. Example: (1) Find all the men in the video wearing a white shirt. (2) Find all the times a goal is scored.
- Counting Example: Count how many people wearing white shirts appear in the video.
- Temporal Ordering Example: The question mentions a dog, cow and sheep appearing in the video. I looked through the video and noted their time of appearance to bring them in the right order.
- Look at something specific in one frame of the video (e.g. you can pause the video and see it)
Example:
 - Observe the expression on somebody’s face.
 - See the colour of something
 - See what the background is
 - See what objects are present in the scene
- Look at an event/action that is happening in a short section of the video (eg. a few seconds)

Bad examples of reasoning steps. Do not add irrelevant information in the steps.

Example: Question: “How many dogs appear in the video”

Reasoning steps: “1. The video starts by showing the title in white text on a black background. [...]”

What is the difference between a reasoning step and the answer?

- The final answer can be very short e.g. a single word or a phrase.
- However, the reasoning steps are the entire process to get to the answer.
- Hence just because an answer is simple, does not mean multiple steps are not required to get to it.

B.1.3. Usage of External Tools

Which tools are ok to use and what are not ok to use? External tools such as Google Search, reverse Image Search, Wikipedia or any other reliable source are ok to use.

Which tools are ok to use and what are not ok to use? Use of any (**Gemini/ChatGPT/Perplexity, Deep Research etc.**) for any kind of task is **not allowed**. Strictly do not use any kind of LLMs to brainstorm novel questions or to rewrite your questions/answers/reasoning traces. This is a strict requirement. Write the questions/answers/reasoning traces in your own words even if you feel the grammar might not be correct.

B.2. Guidelines for AUDITORS

Here we outline the audit process for the CURVE benchmark. The primary goal of this audit is to ensure the quality, accuracy, objectivity, and consistency of the question-answer (QA) pairs generated by our raters. Your role as **AUDITORS** is critical in achieving a high-quality benchmark.

B.2.1. Audit Workflow

Audit process has two main steps:

Step 1: Answer the Question Yourself

- The **AUDITORS** will receive a video and a question.
- Watch the video.
- Read the Question First:
 - Is the question clear and unambiguous?
 - If NO (the question is ambiguous, unclear, or could have multiple answers):
 - * STOP. Don't try to answer it yet.
 - * Send feedback to the rater explaining why the question is problematic.
 - * Work with the rater to modify the question until it is clear, objective, and aims for a single answer.
 - * Once the question is fixed and clear, proceed to the next point.
 - If YES (the question is clear):
 - * Now, answer this clear question yourself.
 - * Keep your answer very short (just a few words or phrases).
- If you find the question ambiguous (ie., not very objective or multiple answers are possible), send this feedback to the rater and after the question is modified then answer the question.
- Keep your answer very short (just a few words or phrases) and objective.
- You are free to use google search/reverse image search or any other website to answer.
- However, please Do NOT use any kind of LLMs or ChatBots (like ChatGPT, Gemini etc) for anything.
- Very Important: Do NOT look at the rater's answer and reasoning steps (the "ground truth" answer) yet!

Step 2: Check Your Answer Against the Rater's Answer Now, compare the answer you wrote with the "ground truth" (GT) answer the rater provided. Based on what you find, you'll decide on one of the following scenarios. You can use these scenario codes (like "Scenario A") when you make notes or report issues.

Scenario A: Good Match - QA Approved

- **What it means:** Your answer is the same or very similar to the rater's GT answer, and both are correct based on the video.
- **Action:** Mark this QA pair as "Approved". Move to the next item.
 - **Example – 1:**
 - * Video shows: A video of a woman performing Bharatanatyam.
 - * Question: How many different types of dance moves were performed?
 - * Your Answer: Two or दो
 - * Rater's Answer: 2
 - * Decision: This is a good match (Scenario A). Both are correct and essentially the same.

Scenario B: Slight Difference - Needs Minor Fix

- **What it means:** Your answer and the rater's GT answer are mostly right and aim for the same thing, but the rater's GT answer could be a bit better (clearer, more exact). The GT isn't wrong, just not perfect. (The question should already be clear from Step 1).
- **Action:**
 - Give feedback to the rater.
 - Suggest how to improve their answer.

- Work with the rater to agree on the best version. The rater will update it.
- **Example:**
 - * Video shows: A cat slowly walking across a room.
 - * Question: What is the cat doing?
 - * Your Answer: Walking slowly.
 - * Rater’s GT Answer: Moving.
 - * Decision: Scenario B. The rater’s GT “Moving” is true, but “Walking slowly” is more precise from the video.
 - * Feedback to Rater: “Could we make the answer more specific, like ‘walking slowly’ or ‘strolling,’ as that’s clearly visible in the video?”

Scenario C: Big Difference - Needs More Review

- **What it means:** Your answer is very different from the rater’s GT answer. You need to look closely at why.
- **Action:** Re-watch the video, look at both answers carefully. This will lead to one of three sub-cases:

Sub-Scenario C1: You’re Right, Rater’s Wrong.

- **What it means:** Your independent answer is correct, and the rater’s GT answer is incorrect based on the video.
- **Action:**
 - Explain to the rater why their GT answer is wrong, using video evidence.
 - Tell them to update their GT answer to be correct (it might be your answer, or a version you both agree on).

Sub-Scenario C2: You’re Wrong, Rater’s Right.

- **What it means:** After review, you realize your first answer was incorrect, and the rater’s GT answer is correct.
- **Action:**
 - No need to tell the rater anything for this specific item if their answer is good. (Good job catching your own mistakes! This helps you too.)

Sub-Scenario C3: Question is Confusing / Multiple Answers Possible.

- **What it means:** The question itself is unclear, ambiguous, or could be interpreted in ways that lead to different “correct” answers. Both your answer and the rater’s answer might seem okay (or both wrong) because the question is flawed.
- **Action:** This is a key area for improvement!
 - Talk with the rater about why the question is confusing.
 - Work together to rewrite the question to be very clear, specific, and have only ONE obvious correct answer from the video.
 - Then, agree on the new, single correct GT answer for the improved question.
 - The rater will update both the question and the GT answer.

- Our Goal: Fix these so they become clear like Scenario A.
- Work with the rater to make the question specific.

C. Additional Analysis, Experiments and Results

In this section we explore the impact of temporal sampling density on model performance (Section C.1), assess cross-lingual reasoning consistency (Section C.2), and confirm the robustness of our evaluation pipeline through an autorater reliability analysis Section C.3.

C.1. Effect of Number of Frames

As discussed in Section 4.2 of the main paper, we evaluated the temporal complexity of CURVE by varying the number of sampled input frames from 1 to 512. The results of this analysis on Gemini-2.5-Pro, visualized in Figure 8, confirm our primary findings. The plot demonstrates a monotonic increase in accuracy with more frames across a diverse subset of locales, validating that tasks in CURVE require temporal reasoning and cannot be resolved from static images. Concurrently, the diminishing performance gains at higher frame counts reinforce our conclusion that the primary performance bottleneck is the higher-level, culturally-contextualized reasoning demanded by the benchmark, rather than a mere lack of visual information.

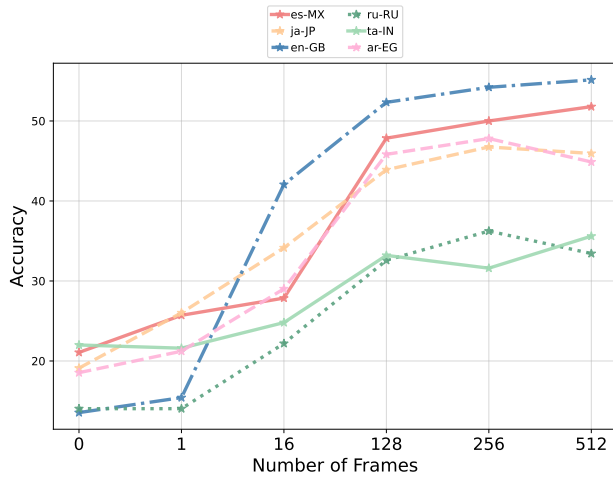


Figure 8 | **Impact of frame sampling on model accuracy.** Gemini-2.5-Pro’s performance improves with more frames, validating the temporal nature of our benchmark.

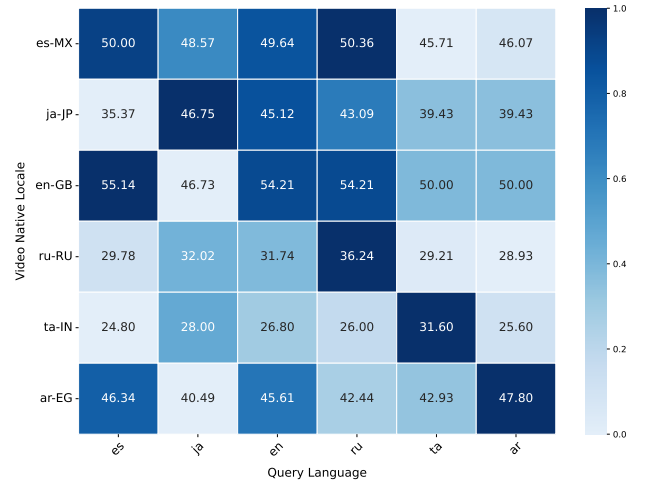


Figure 9 | **Cross-Lingual Consistency Analysis.** Colors are normalized row-wise. The consistently high scores along the diagonal demonstrate that the model performs best when the query is in the video’s native language, while off-diagonal variance highlights significant cross-lingual performance gaps.

C.2. Cross-Lingual Consistency Experiments

To assess how query language affects reasoning, we performed a cross-lingual evaluation where we translated questions into the five other languages while keeping the visual input fixed. As shown in

Table 4 | Hyperparameters for all model baselines

Method	# of Frames	Hyperparameters
Qwen-2.5-VL	default	togetherAI API ¹ default inference
Qwen-3-VL	default	vLLM inference ² , max-seq-length=128k
Claude-Sonnet-4	100	thinking_budget_tokens=10000
GPT-5-mini	256	reasoning_effort=high, verbosity=default, max_output_tokens=default
GPT-5	256	reasoning_effort=high, verbosity=default, max_output_tokens=default
Gemini-2.5-flash	256	temperature=0, thinking=dynamic, seed=default, sampling=default
Gemini-2.5-pro	256	temperature=0, thinking=dynamic, seed=default, sampling=default

Figure 9, the results confirm that model performance is not language-agnostic. Accuracy is usually highest when the query is in the video’s native language (the diagonal). While English and Russian serve as more robust translation targets, performance varies significantly based on both the source and target languages. This demonstrates that simply translating queries is an insufficient strategy to overcome cultural and linguistic dependencies.

C.3. Autorater Variance

The primary evaluation pipeline for CURVE relies on Gemini-2.5-Flash as an LLM Judge to score model responses, as detailed in Section 4 of the main paper. To ensure the robustness and reproducibility of our findings, we conducted a validation experiment to assess the variability of this autorater. The central concern was to verify that our reported results are not biased by the specific LLM Judge chosen, but rather a true reflection of the models’ capabilities on our benchmark. For this analysis, we re-evaluated the complete set of responses from our top-performing model, Gemini-2.5-Pro (Table 2 of the main paper), using an alternative powerful model, GPT-5-mini, as a secondary autorater. We used the same scoring prompt for both judges. Table 5 presents a comparison of the scores assigned by Gemini-2.5-Flash and GPT-5-mini across all 18 locales. The results demonstrate a minimal variance between the autoraters. The aggregate scores are remarkably close. The weighted average from Gemini-2.5-Flash is 45.07, while GPT-5-mini yields 44.97, a negligible difference of just 0.1%. The macro averages are similarly aligned at 45.48 and 45.37.

D. Error Tagging

D.1. Graph Statistics

The first step of the Reasoning Trace based analysis is to develop the *Evidence Graph*. Once the *Evidence Graph* is developed, we attempt to understand the CURVE with the help of the graph’s structural properties. The key properties are discussed in Section 5.3 under the *Structural Analysis* heading. The statistics are described in Table 6.

¹<https://www.together.ai/qwen>

²<https://docs.vllm.ai/projects/recipes/en/latest/Qwen/Qwen3-VL.html>

Locale	Autorater	
	Gemini-2.5-Flash	GPT-5-mini
ar-EG	47.80	48.29
de-DE	48.73	48.73
en-GB	54.21	53.74
en-IN	47.71	47.79
es-MX	50.00	49.64
fr-FR	52.56	53.84
hi-IN	41.89	43.24
id-ID	55.97	54.85
it-IT	51.47	51.47
ja-JP	46.75	46.75
ko-KO	64.29	64.29
mr-IN	38.72	38.35
pt-BR	43.75	44.27
ru-RU	36.24	36.24
ta-IN	31.60	30.80
te-IN	28.00	25.60
th-TH	39.03	38.71
zh-TW	40.00	40.00
Macro Avg	45.48	45.37
Weighted Avg	45.07	44.97

Table 5 | **Autorater Reliability Analysis.** Comparison of scores for Gemini-2.5-Pro on the CURVE benchmark as evaluated by two distinct LLM judges. The minimal variance in both per-locale and aggregate scores demonstrates the robustness of our evaluation methodology.

D.2. Taxonomy

We tag each failure to map the evidence to the reasoning trace in the node. The tagging is supposed to understand the core reason why the evidence was not retrieved. MINERVA uses an LLM to score for Perceptual Correctness, Temporal Localization, and Logical Reasoning. We expand across two dimensions: first, we expand the taxonomy by splitting the broad class of Perceptual Correctness into three new categories of Spatial Grounding, Attribute Misidentification, and Spurious Objects/Events. The exact definition and a brief example is given in Table 7. Second, instead of scoring the entire solution, we divide the solution into different evidences(nodes) and then classify the type of error. This helps us better identify *where* and *when* the model goes wrong.

D.3. Majority Voting and Human Assessment

To improve the robustness of the prompt-based analysis on the task of error tagging, we employ majority voting. For each question, we query Gemini-2.5-Pro three times and take the majority consensus. We present the consensus between 3 LLMs in the error tagging of Iteration 1 in Table 8. It highlights the high consensus between the LLMs with over 97.7% of examples achieving majority consensus. The locale-wise

Property	Mean	σ	Total
Nodes	5.0	2.5	4351
Nodes w/ Timestamps	3.1	2.5	2743
Edges	4.4	3.1	3865
Depths	2.5	1.3	N/A

Table 6 | Statistical overview of graphs derived from human reasoning in selected locales (N=878 questions).

Error Type	Definition	Illustrative Example
Temporal Localization	A failure to search the correct time segment in the video.	A required clue is at 01:15, but the model only searches before 00:30.
Spatial Grounding	A failure to "see" an object or event present in the correct spatiotemporal location.	Looking at a parade float but failing to identify the banner on its side.
Spurious Object/Event	An invention error where the model over-counts or fabricates an object or event that is not present.	Claiming three dancers are wearing hats when only two do.
Attribute Misidentification	A failure to correctly identify the properties of a detected object.	Correctly identifying a car but stating it is blue when it is green.
Knowledge-Dependent Issue	A failure to recall or apply correct external factual knowledge.	Identifying Japan’s flag but failing to recall that Tokyo is its capital.
Reasoning	A logical failure in connecting evidence when all prerequisite information is correct.	Seeing Team A celebrating and Team B sad, but concluding that Team B won.

Table 7 | **Error Taxonomy with Definitions and Examples.** This table details the classification system used for our fine-grained error analysis. Each category represents a distinct failure mode, allowing for a precise diagnosis of model weaknesses in multicultural video reasoning.

consensus status is described in Table 8.

Locale	Majority Consensus ($\geq 2/3$ Agree)	No Consensus (All Differ)
en-GB	106	11
es-MX	109	0
ja-JP	95	1
ar-EG	247	4
ru-RU	140	3
ta-IN	157	1

Table 8 | LLM Majority Consensus by Locale

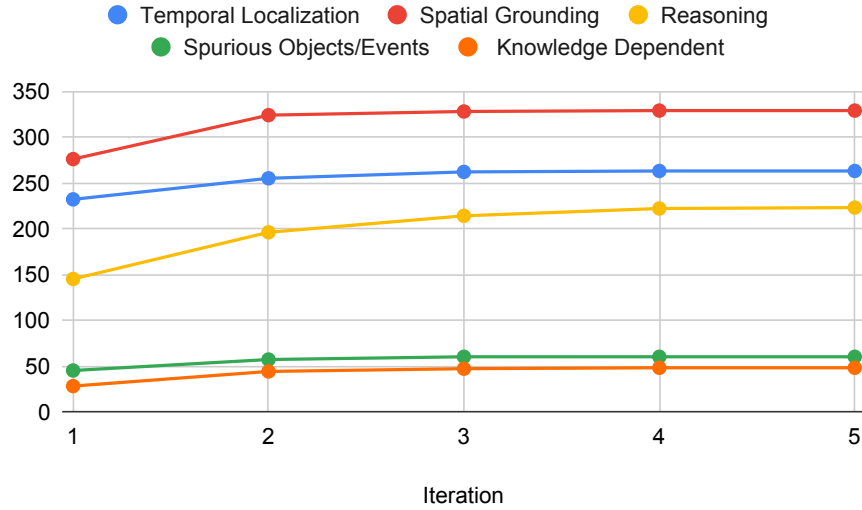


Figure 10 | Iteration-wise Error Distribution for Gemini 2.5 Pro.

The verification of tagging requires significant human effort, taking into consideration the human reasoning trace, the evidence graph and the model thoughts. We manually verify the error tagging for a small randomly selected subset of 60 questions distributed amongst the six selected locales. We find that the model-human agreement is at an high 88.5%, verifying the validity of the error tagging. However, it also shows the scope of improvement that is possible in the LLM-based evaluation.

D.4. Multi-Iteration Error Isolation

We find that the Multi-Iteration Error Isolation helps us gather a complete understanding through the counterfactual hint generation as described in the Section 5.2 of the main paper. We see a steady increase in error types like Temporal Localization, Spatial Grounding and Reasoning. Reasoning sees the maximum gain indicating that the later steps of the question hidden by the errors in the initial errors have a higher proportion of reasoning and evidence aggregation tasks. The complete graph can be studied at Figure 10.

E. Annotator Recruitment and Compensation

Our data was annotated by professional data labelers. We recruited an average of six **CURATORS** and five **AUDITORS** from each of the 18 countries. The selection process for **CURATORS** and **AUDITORS** was based on content writing expertise and native language proficiency with deep, situated cultural knowledge, which was assessed through both verbal and written language assessments. In addition, the **AUDITORS** underwent a vetting process to assess their analytical and observational skills and a proven ability to maintain consistency and accuracy across a large volume of annotations. All annotators were compensated at rates above the prevalent market rates in their respective countries, in full compliance with local minimum wage regulations.

F. Prompts used

For completeness and to ensure full reproducibility of our methodology, this section provides the exact prompts used for our automated evaluation and diagnostic analysis. We show the prompt of our LLM Judge used for the main model evaluation (Table 2 of the main paper) in Figure 11. Following this, we provide the prompt (in Figure 12) used to formalize the unstructured human reasoning traces into a structured Directed Acyclic Graph (DAG). This serves as the ground-truth *Evidence Graph* for our error analysis (Figure 6 of main paper). Finally, we detail the comprehensive prompt (in Figures 13, 14) that governs our Iterative Error Isolation pipeline (Figure 7 of main). This prompt instructs the LLM to traverse the Evidence Graph, tag specific failure modes according to our taxonomy, and generate corrective hints for subsequent iterations.

CULTURAL AUTORATER PROMPT

You are an expert at global culture and you are grading an exam where the answer could be given in any language.

You will be provided with a question, the reference answer and the model's answer. Your job is to judge if the model's answer was equivalent to the reference answer and provide a single integer score between 0 and 2 with the following criteria:

0: The model's answer is completely wrong and is not related to the reference.

1: The model's answer is partially correct and misses some details from the reference answer.

2: The model's answer is completely correct.

INSTRUCTION:

1. You should accept answers that are accurate translations or transliterations of the reference answer. The language or script of the answer should not be taken into account. For example:
 - a) reference answer = भेलपुरी
model's answer = Bhel Puri
score = 2
2. Allow for alternate names of the same cultural concept. Don't penalize for spelling errors or minor variations. Focus solely on the cultural concept. For example:
 - a) reference answer = The London Eye;
model's answer = Millennium Wheel
score = 2
3. Partial scoring of 1 can be given in cases where model misses details or the answer is not complete. For example:
 - a) reference answer = Sun Temple
model's answer = Temple
score = 1
4. For questions with a numerical answer, the score is determined by an exact value match. Award a full score of 2 if the model's answer represents the same numerical value as the reference answer, regardless of whether it is written in digits (e.g., 10) or words (e.g., ten). If the model's answer represents any other number and there is no exact value match, it must receive a score of 0. No partial credit is given. For example,
 - a) reference answer = 10
model's answer = ten
score = 2
 - b) reference answer = 10
model's answer = 11
score = 0
5. Your answer should only contain a single integer value in [0, 1, 2] and nothing else.

Question: question

Reference answer: gt

Model's answer: pred

Your response:

Figure 11 | **The prompt used for the LLM Judge (Gemini-2.5-Flash)** in our main evaluation pipeline (Tab. 2 of the main paper). It details the three-point (0-2) scoring criteria for assessing the semantic equivalence between a model's response and the ground-truth answer.

REASONING GRAPH PROMPT

You are a Reasoning Analyst. Your task is to convert a Video QA reasoning process into a directed graph representing the direct solution path.

Step-by-Step Instructions

1. Identify Atomic Nodes: Extract the causal chain of evidence, **excluding** all procedural text, negative findings, and dead ends. Create an “atomic evidence node” (Node1, Node2...) for each distinct step. A node must be:

- Derived from a single video timestamp, OR
- A single piece of external information, OR
- A single inference over existing evidence.
- *Action:* Strip conversational preambles from <Evidence Text> and record the <Timestamp> (or “N/A”).

2. Construct Graph: Define directed edges. Add a node ID to parent_nodes **ONLY** if the current node is strictly dependent on that parent node’s information.

3. Validate Termination: Ensure the graph ends with the final Answer. If no existing node contains the answer, create a final node containing the answer text and link it to its immediate evidence.

Output Format:

Return **ONLY** a single valid JSON object.

```
{
  "solution_graph": {
    "Node1": {
      "evidence": "<Evidence Text>",
      "timestamp": "<Timestamp or N/A>",
      "parent_nodes": ["<List of parent IDs>"]
    },
    ...
  }
}
```

Input

[BEGIN INPUT]

Question: {question}

Answer: {answer}

Human Response: {human_response}

Figure 12 | **The prompt used for the Reasoning Analyst LLM** to derive the Directed Acyclic Graph (DAG) from human reasoning steps. It instructs the model to strip procedural noise and isolate the atomic causal chain leading to the final answer.

VIDEO QA EVALUATOR PROMPT (PART 1)

You are a rigorous AI evaluator for Video QA. Your goal is to analyze a language model's reasoning against a ground-truth Evidence Graph to generate a cue for its next attempt.

Golden Rule: The Evidence Graph is the absolute source of truth. Flag only **causally relevant** errors that damage the answering process.

Task 1: Evaluate the Solution Graph

Evaluate each node in the Evidence Graph sequentially. Stop at the first rule that applies.

1. Check for Inherited Errors (status: undetermined)

If any parent node is wrong, undetermined, or has divergence: `true`, the current node inherits the failure.

(a) **Action:** Set status to undetermined. Provide justification. Stop.

2. Check for Valid Divergence (divergence: true)

If all parents are right, check if the model pursues a valid alternative path. Set divergence to `true` (and stop) **only** if all conditions are met:

1. **Alternative Evidence:** The model uses new evidence distinct from the human reasoning.
2. **Productive:** The path is logical and leads toward the answer (not a dead end).
3. **Non-Contradictory:** The path does not contradict or compete against the human reasoning, question, or answer.

3. Evaluation

Determine status based on answer-affecting information only (ignoring methodology).

1. Content Check: Did the model find the correct evidence content?

i. **If No:** Set status to wrong. Proceed to **Causal Analysis**.

ii. **If Yes:** Proceed to Timestamp Check.

2. Timestamp Check: Is the timestamp critical **AND** outside the +/- 5s tolerance?

i. **If Yes:** Set status to wrong. Proceed to **Causal Analysis**.

ii. **If No:** (Timestamp not critical OR within tolerance). Set status to right. Evaluation complete.

Part B: Causal Analysis for Failures

If status is wrong, identify the primary cause of failure by finding the **first critical mistake** in the `model_output_thoughts`. Go through the causal categories in order and stop at the first match.

Causal Analysis: A Step-by-Step Diagnosis

1. **Intent/Planning Failure** (Reasoning): Did the model misinterpret the user's goal or fail to form a correct search plan?
2. **Knowledge Failure** (Knowledge-Dependent Issue): Was the plan correct, but the model relied on an incorrect internal fact or tool result?
3. **Temporal Failure** (Temporal Localization): Did the model fail to search within the correct time segments or miss a critical timestamp?
4. **Spatial / Detection Failure** (Spatial Grounding): *(Assumption: Time is correct)*. Did the model miss a visual/audio object, under-count objects, or fail to find an object matching the attribute specifications?
5. **Attribute Failure** (Attribute Misidentification): *(Assumption: Object detection is correct)*. Did the model incorrectly identify properties (color, text, type) of the found object?
6. **Hallucination** (Spurious Object/Event): Did the model **over-count** objects or invent events?
7. **Logical Failure** (Reasoning): Did the model find the correct evidence but fail to connect it to the right conclusion, or ignore provided info?

Figure 13 | Prompt to traverse through the graph and tag errors. (Part 1)

VIDEO QA EVALUATOR PROMPT (PART 2)**4. Justify**

1. **If divergence is true AND evidence_retrieved is no:** Explain *why* it failed using the findings from Part A and Part B.
2. **Otherwise:** Set to N/A.

Task 2: Generate the next_attempt_cue

Create a single, cumulative block of text to guide the model's next attempt.

1. **Start:** Include all text from Additional Cues.
2. **Summarize Success:** For all right nodes leading up to the error, state the evidence, timestamps, and logic as established facts (e.g., "Here is what we know so far...").
3. **Guide the Error:** For the **first** wrong or divergent node:
 - (a) *Evidence Errors:* State the correct evidence and timestamp.
 - (b) *Reasoning Errors:* State the correct evidence, timestamp, and the correct line of reasoning.
4. **Constraints:** Do **not** mention past failures (e.g., "You missed") and do **not** reveal info about undetermined nodes.

Input

Question (English): {question_english}

Additional Cues: {additional_cues}

Ground Truth Answer (English): {ground_truth_answer_english}

Model Prediction (English): {model_prediction_english}

Model Thoughts/Outputs: {model_output_thoughts}

Evidence Graph: "{'json{evidence_graph_json}}"

Human Reasoning (Raw): {human_reasoning}

Output Format

Your output must be a single JSON object. Do not include any other text or explanation outside the JSON.


```
{
  "solution_graph": {
    "node_id": {
      "evidence": "string",
      "timestamp": "string or null",
      "parent_nodes": ["string"],
      "outputs": {
        "divergence": "boolean or null",
        "evidence_retrieved": "string or null",
        "status": "string or null",
        "missing_evidence_reason": "string or null",
        "justification": "string"
      }
    }
  },
  "next_attempt_cue": "string or null"
}
```

Figure 14 | Prompt to traverse through the graph and tag errors. (Part 2)

G. Additional qualitative examples

We present qualitative examples from CURVE in Figure 15 (ta-IN), Figure 16 (es-MX), and Figure 17 (en-GB). These figures illustrate the *Iterative Error Isolation* analysis applied to both Gemini-2.5-Pro and GPT-5.

ta-IN



Q: ஆட்டத்தின் முதல் பாதியில் சூப்பர் ரெய்டு செய்த வீரரின் ஜெர்சி எண்ணை அந்த சூப்பர் ரெய்டில் அவுட்டான வீரர்களின் ஜெர்சி எண்களின் கூட்டுத்தொகையால் பெருக்கினால் கிடைக்கும் விடை என்ன?

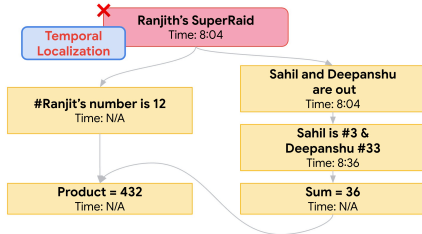
Q (Eng): What is the result of multiplying the jersey number of the player who made a super raid in the first half of the match by the sum of the jersey numbers of the players who were out in that super raid?

432
1252
3024

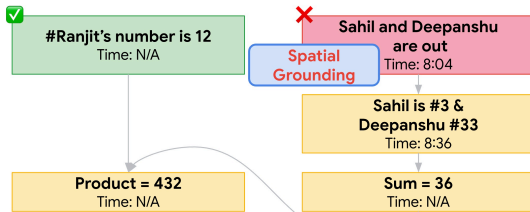
Skills: Object Recognition, Numerical Reasoning

Context: A question from the ta-IN locale. Question is translated here for better understanding. The reasoning trace is depicted as *Evidence Graph* in the figures below. We notice that both GPT-5 and Gemini-2.5-Pro both arrive at the wrong answer but different types of errors occur as seen in *Iterative Error Isolation*.

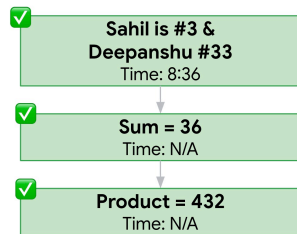
Gemini-2.5-Pro: Iterative Error Isolation



(a) **Iter 1:** Model was unable to even retrieve the correct timestamp, hence **Temporal Localization** and hence other unevaluated nodes are in **yellow**.

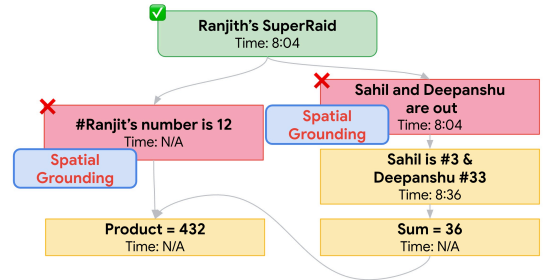


(b) **Iter 2:** Provided additional context of the timestamp of the raid. Finds Ranjit's number **correctly** but fails to locate others (**Spatial Grounding**).

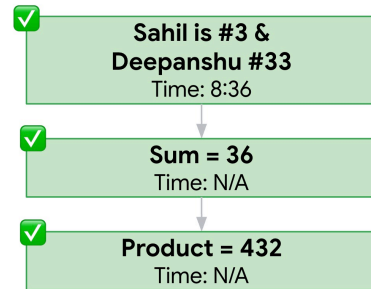


(c) **Iter 3:** After all previous contexts, model answers **correctly**.

GPT-5: Iterative Error Isolation




(a) **Iter 1:** Model was able to retrieve the **correct timestamp**. However, it didn't identify any of the players right **Spatial Grounding** and hence other unevaluated nodes are in **yellow**.



(b) **Iter 2:** Provided additional context of the raid and the player information from visited nodes. Model is able to complete all the remaining steps **correctly**.

Figure 15 | Question from ta-IN locale of CURVE and *Error Isolation* graphs for Gemini-2.5-Pro and GPT-5.

es-MX



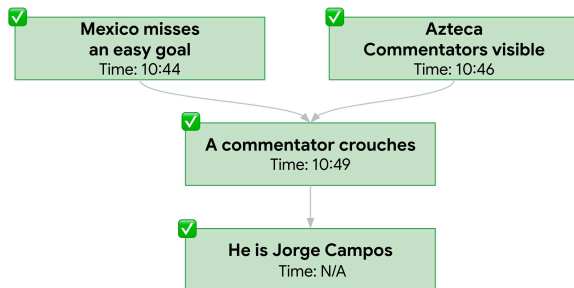
Q: ¿Cómo se llama el comentarista de TV Azteca que pone sus manos detrás de su cabeza y se agacha a causa de un gran fallo por parte de la selección mexicana?
 Q (Eng): What is the name of the TV Azteca commentator who puts his hands behind his head and crouches down due to a major mistake by the Mexican national team?

Jorge Campos
 Jorge Campos
 No lo sé (I don't know)

Skills: Object Recognition, Event Occurrence, Temporal Ordering, Goal Reasoning, Listening, Spatial Perception

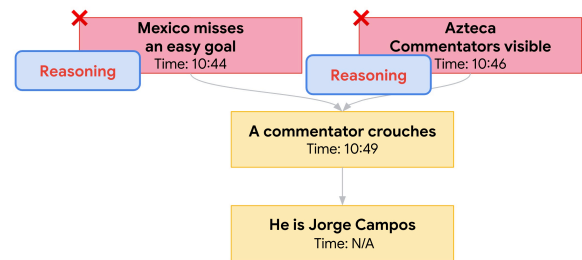
Context: A question from the es-MX locale. Question is translated here for better understanding. The reasoning trace is depicted as *Evidence Graph* in the figures below.

Gemini-2.5-Pro: Iterative Error Isolation

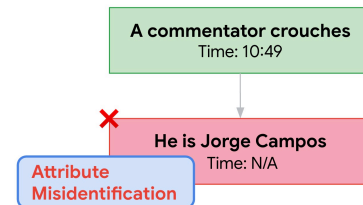


(a) **Iter 1:** Model was able to solve the question **correctly** in the first inference. Hence, all evidences are **correctly mapped** in the model reasoning traces.

GPT-5: Iterative Error Isolation

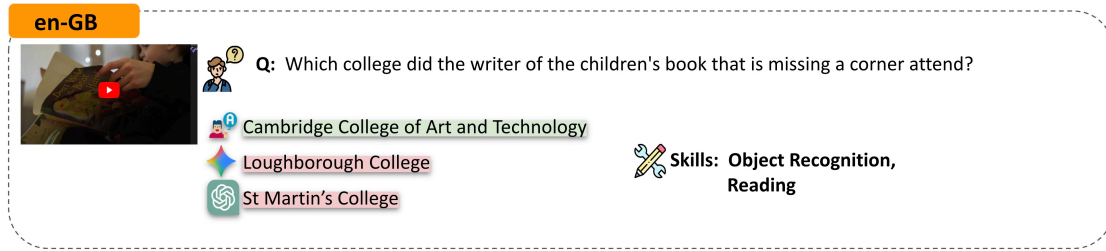


(a) **Iter 1:** Model did not even plan how to solve the problem (**Reasoning**). It directly decides that it does not know the answer. All other unevaluated nodes are in **yellow**.



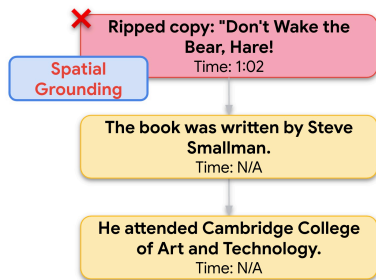
(b) **Iter 2:** The wrong evidences in **Iter 1** are additionally provided to the model. The model then **correctly spatially grounds** the crouching commentator but misidentifies him as **Luis García**. Since the model successfully grounded the target, the failure in the visual-task of naming is classified as a **Attribute MisIdentification** error rather than a lack of External Knowledge.

Figure 16 | Question from es-MX locale of CURVE and *Error Isolation* graphs for Gemini-2.5-Pro and GPT-5. Gemini-2.5-Pro gets this question right, while GPT-5 makes an error.

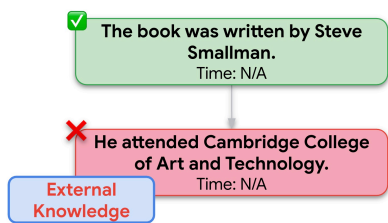


Context: A question from the en-GB locale. The reasoning trace is depicted as *Evidence Graph* in the figures below..

Gemini-2.5-Pro: Iterative Error Isolation

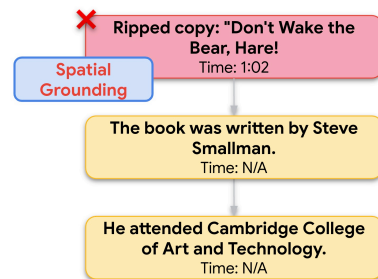


(a) **Iter 1:** Model was able to look at the **correct timestamp**. However, it didn't identify the required book with a ripped corner (**Spatial Grounding**). It instead focused on another book, and hence other unevaluated nodes are in **yellow**.

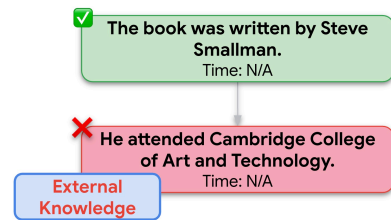


(b) **Iter 2:** Additional context of the book and the timestamp is provided. The model identifies the author **correctly**. However, it didn't identify the college he attended, an information that was not in the video (**External Knowledge**).

GPT-5: Iterative Error Isolation



(a) **Iter 1:** Model was able to look at the **correct timestamp**. However, it didn't identify the required book itself (**Spatial Grounding**). It instead focused on another book, and hence other unevaluated nodes are in **yellow**.



(b) **Iter 2:** Additional context of the book and the timestamp is provided. The model identifies the author **correctly**. However, it didn't identify the college he attended, an information that was not in the video (**External Knowledge**).

Figure 17 | Question from en-GB locale of CURVE and *Error Isolation* graphs for Gemini-2.5-Pro and GPT-5. Both models make similar type of errors in this example.