



Influential Training Data Retrieval for Explaining Verbalized Confidence of LLMs

Yuxi Xia^{1,2} , Loris Schoenegger^{1,2} , and Benjamin Roth^{1,3} 

¹ Faculty of Computer Science, University of Vienna, Vienna, Austria

² UniVie Doctoral School Computer Science, Vienna, Austria

³ Faculty of Philological and Cultural Studies, University of Vienna, Vienna, Austria
{yuxi.xia,loris.schoenegger,benjamin.roth}@univie.ac.at

Abstract. Large language models (LLMs) can increase users’ perceived trust by verbalizing confidence in their outputs. However, prior work has shown that LLMs are often overconfident, making their stated confidence unreliable since it does not consistently align with factual accuracy. To better understand the sources of this verbalized confidence, we introduce TracVC (**T**racing **V**erbalized **C**onfidence), a method that builds on information retrieval and influence estimation to trace generated confidence expressions back to the training data. We evaluate TracVC on OLMo and Llama models in a question answering setting, proposing a new metric, content groundness, which measures the extent to which an LLM grounds its confidence in content-related training examples (relevant to the question and answer) versus in generic examples of confidence verbalization. Our analysis reveals that OLMo2-13B is frequently influenced by confidence-related data that is lexically unrelated to the query, suggesting that it may mimic superficial linguistic expressions of certainty rather than rely on genuine content grounding. These findings point to a fundamental limitation in current training regimes: LLMs may learn how to sound confident without learning when confidence is justified. Our analysis provides a foundation for improving LLMs’ trustworthiness in expressing more reliable confidence.⁴

Keywords: Training Data Retrieval · Influence Functions · Explainability · Uncertainty Estimation · LLMs.

1 Introduction

Verbalized confidence in large language models (LLMs) is increasingly used to estimate the certainty of their generated outputs to improve transparency and user trust [5,23,44]. However, recent studies have shown that LLMs frequently exhibit overconfidence, which is not aligned with factual accuracy, resulting in the poor reliability of their expressed confidence [35,47,48,53]. This finding leads to a foundational question: what drives confidence in LLMs, and do LLMs understand the intended meaning of expressing confidence?

In this paper, we investigate the origins of verbalized confidence in LLMs by examining the role of training data. Specifically, we ask: **Do LLMs ground their confidence**

⁴ Source code is available at https://github.com/Yuuxii/training_data_confidence/.

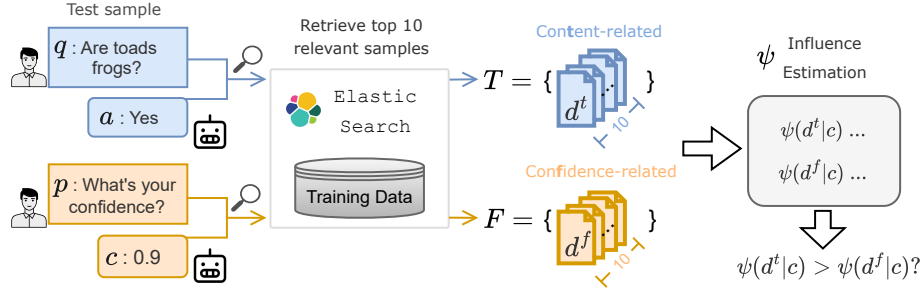


Fig. 1: The workflow of TracVC. We first retrieve the top 10 relevant samples for content (question (q) and answer (a)) and confidence (prompt (p) and confidence (c)) segment in the test sample. Then, we compute and compare the influence score regarding the confidence generation for content-related and confidence-related data samples.

in lexically relevant, content-related training examples, or are they more influenced by superficial, confidence-related cues?

To address this question, we propose **TracVC** (shown in Fig. 1), a method for tracing verbalized confidence back to its influential training data. For each test instance, which consists of a content segment (question and LLM answer) and a verbalized confidence segment, TracVC retrieves two sets of top 10 relevant training examples: one that is lexically similar to the content and another that is similar to the confidence expression. Then, TracVC estimates the influence of the retrieved examples on the model’s confidence generation by adapting the gradient-based attribution method *TracIn* [38]. After comparing the influence of these two sets, TracVC reveals whether content-related or confidence-related training data plays a greater role in shaping the model’s verbalized confidence.

We apply TracVC to 11 open-source LLMs with publicly available training corpora, including OLMo [37], Llama [14] instruction models, and their corresponding checkpoints trained with different post-training techniques (e.g., direct preference optimization [39]). Those models are evaluated on five question answering benchmarks. To quantify the extent to which content-related training data outweighs confidence-related data in shaping verbalized confidence, we introduce **content groundness** as a new metric, defined as the proportion of cases where content-related examples dominate over confidence-related ones. Our results demonstrate that:

1. LLMs, especially the OLMo2-13B model, can be influenced by confidence-related training examples that are lexically unrelated to the question, often latching onto keywords like “confidence” regardless of context. This suggests that they do not fully ground their confidence in content-related information, but instead learn to mimic linguistic markers of certainty.
2. Larger LLMs do not demonstrate higher content groundness than smaller ones. We hypothesize that larger models, due to their higher capacity, may be more sensitive to stylistic or superficial patterns in training data.

3. Content groundness is higher when tested on samples that are all correctly answered by the evaluated LLM. We hypothesize that LLMs are likely to ground more on content-related examples if they have seen those examples during training.
4. Post-training techniques can impact content groundness in the opposite direction on different LLMs.

These findings highlight a fundamental limitation in current training regimes: **LLMs may learn to sound confident without understanding when confidence is warranted.** Our work introduces a data-driven perspective of model confidence, offering insights that can guide future training approaches toward improving the trustworthiness of model confidence.

2 Related Work

Trustworthiness of Verbalized Confidence in LLMs. Verbalized confidence offers a convenient way for users to gauge the trustworthiness of LLM outputs [13,44,48]. Empirical evidence suggests that moderate confidence expressions can foster higher user trust, satisfaction, and task performance than either high or low confidence levels [49]. However, recent studies show that LLMs often exhibit overconfidence in their answers [17,47,48,53], a mismatch between expressed certainty and factual correctness that can undermine user trust. Explaining verbalized confidence is therefore crucial.

Retrieving Influential Training Data for Explanation. Gradient-based influence estimation methods [3,7,21,2,26] provide an alternative to leave-one-out retraining for studying the effect of individual training examples on model behavior. Those methods can broadly be grouped into two categories: (1) First-order approaches, such as *TracIn* [38], which measure gradient similarity between training examples and test predictions; and (2) Hessian-based approaches, such as *DataInf* [29], are potentially more precise, however, while several adaptations make such methods more scalable [4,18,41], they are still computationally prohibitive for large-scale LLMs. To address scalability, information retrieval-based influence estimation methods [12,32], such as *OLMoTRACE* [32], retrieve lexically similar training examples under the assumption that they are likely to influence predictions. While efficient, such methods rely on surface-level token overlap and do not leverage internal model states as gradient-based influence estimation methods. Other approaches [8,24] train models explicitly to report their influential data, but these require additional training and are unsuitable for our setting.

Our proposed method, *TracVC*, utilizes both information retrieval techniques [12] and the gradient-similarity-based method *TracIn* [38] to analyze how training data influences LLMs’ confidence expression, which combines the strengths of both methods and thus is efficient to apply while considering internal model states.

Explaining Verbalized Confidence of LLMs. Existing work has primarily examined verbalized confidence through the lens of its alignment with internal model probabilities [27,35] or with human confidence [43]; others [48,50,52] investigate prompting strategies or calibration techniques aimed at improving the reliability of the expressed confidence. While these approaches provide useful insights into the surface behavior of LLMs,

they do not address a deeper question: what role does the training data play in shaping verbalized confidence? Our work fills this gap by tracing verbalized confidence back to influential training samples, thereby offering a data-centric perspective on the sources of LLM confidence.

3 Methodology

The workflow of our proposed TracVC is shown in Fig. 1. TracVC identifies which types of training data, i.e., content-related or confidence-related data, are more influential for verbalized confidence in LLMs. The following sections explain our prompt design, the information retrieval mechanism to retrieve related data for content and confidence from the training corpus, and finally, the method we use to estimate the influence score of the retrieved data.

3.1 Prompt Design

We use a two-stage prompt inspired by Tian et.al. [44] for obtaining verbalized confidence. The first-stage prompt contains the question q for an LLM \mathcal{M} to generate (\sim) the answer a ($a \sim \mathcal{M}(q)$). The specific prompt is “Answer the question, give *ONLY* the answer, no other words or explanation: $\langle q \rangle$ ”. The second-stage prompt consists of a confidence prompt p to require \mathcal{M} to provide a probability for its generated answer. The specific prompt p is “Provide the probability that your answer is correct. Give *ONLY* the probability between 0.0 and 1.0, no other words or explanation”. Finally, \mathcal{M} generates the verbalized confidence c regarding content a and q , formulated as:

$$c \sim \mathcal{M}(q, a, p). \quad (1)$$

3.2 Relevant Training Data Retrieval

We want to verify whether *content*-related training data that contains information of question and answer is more influential than *confidence*-related training data that mostly contains superficial confidence cues. For a given test instance, we retrieve two sets of training examples: a set of **content**-related samples $T = \{d_1^t, \dots, d_{10}^t\}$, based on lexical similarity to the question q and answer a , and a set of **confidence**-related samples $F = \{d_1^f, \dots, d_{10}^f\}$ based on similarity to the confidence prompt p and verbalized confidence c (samples are demonstrated in Fig. 2).

Specifically, we analyze pre-training data (**Pre**) and post-training data (**Post**) separately, as they differ in format and serve distinct training objectives. For the pre-training corpus, we retrieved examples using the inverted index over model pre-training data provided by Elazar et al. [12]. For the post-training corpora, we constructed our own inverted index with an Elasticsearch cluster, following the setup of Elazar et al. [12]. To identify relevant examples, we issued multi-match queries in *best fields mode* across all indexed fields. Ranking was performed with Elasticsearch’s default scoring function, BM25 [11,40], using default parameters ($k_1 = 1.2$, $b = 0.75$). For each query, we retrieved the top 10 training examples ranked by relevance score.

3.3 Training Data Influence Estimation

Having obtained the content-related and confidence-related sets of examples, we now introduce the method to test which set more strongly influences a language model’s confidence generation. Following TracIn [38], our method performs efficient point-wise comparisons of loss gradients with respect to the model parameters ($\nabla \ell(w, \cdot)$), enabling our analysis to scale to large pre-training corpora. Specifically, we estimate the influence of a training sample d on the model’s generated confidence c , denoted as $\psi(d|c)$, by computing the cosine similarity between loss gradients. One gradient is obtained by evaluating the loss on the training sample d , while the other is computed by evaluating the loss on the completion (q, a, p, c) . The formula to get $\psi(d|c)$ is:

$$\psi(d|c_i) = \frac{\nabla \ell(w, d) \cdot \nabla \ell(w, (q_i, a_i, p, c_i))}{\|\nabla \ell(w, d)\| \cdot \|\nabla \ell(w, (q_i, a_i, p, c_i))\|}. \quad (2)$$

Note that whereas TracIn utilizes dot product as a similarity measure, we use cosine similarity following previous work [19,20,36,46] to reduce the impact of gradient magnitude on our score, and compute the gradient with respect to the model’s input embeddings w [51]. It should be emphasized that the influence score captures information beyond the word embedding layer, as the gradient chains through higher layers as well [51].

Influence Estimation without Verbalized Confidence. To validate our score’s robustness to variations in the model’s self-reported confidence, we also report results for experiments where we omit the verbalized confidence c from the completion (q, a, p) . This computed influence score is then defined as:

$$\psi^{-c}(d|c_i) = \frac{\nabla \ell(w, d) \cdot \nabla \ell(w, (q_i, a_i, p))}{\|\nabla \ell(w, d)\| \cdot \|\nabla \ell(w, (q_i, a_i, p))\|}. \quad (3)$$

3.4 Experimental Setup

Our experiments require knowledge about the training data of LLMs. Therefore, we mainly study OLMo models [15,37] that provide publicly available pre- and post-training data. Those OLMo models span different model sizes and released versions: OLMo2-13B INS (OLMo-2-1124-13B-Instruct), OLMo2-7B INS (OLMo-2-1124-7B-Instruct), OLMo-7B INS(OLMo-7B-Instruct-hf). Additionally, we include Llama-3.1 [14] (Llama-3.1-Tulu-3-8B [30]), which was post-trained with publicly available data. For each model, we also evaluate its checkpoints after post-training with supervised-fine-tuning (SFT), direct preference optimization (DPO) [39], and reinforcement learning with verified reward (RLVR) [37] (the last training step for the instruction model). Our studied benchmark datasets are Natural Question (NQ) [28], SicQ [45], TriviaQA [22], PopQA [34] and TruthfulQA [31]. Each of the first four datasets contains 1,000 randomly selected samples, and TruthfulQA has 817. We employ the vLLM [9] library for LLM inference and serving. All LLMs are set with a temperature equal to 0 to ensure consistent outputs. All our experiments are conducted on NVIDIA HGX H100, requiring a total of approximately 642 GPU hours for testing various scenarios.

OLMo2-13B INS	
<p><i>q</i> : Who was the person who escaped from Alcatraz?</p> <p><i>a</i> : John Anglin</p> <p><i>p</i> : Provide a probability for your answer between 0-1.</p> <p><i>c</i> : 0.8</p>	<p><i>q</i> : What genre is Foxy Brown?</p> <p><i>a</i> : <i>Blaxploitation</i></p> <p><i>p</i> : Provide a probability for your answer between 0-1.</p> <p><i>c</i> : 0.9</p>
<p>The Most Influential Sample is from confidence-related Set</p> <p>[Source: Pre, Inf. score: 0.011]</p> <p>... If true, the recognizer will not return any further hypotheses about this piece of the audio. May only be populated for messagetype = TRANSCRIPT. The Speech confidence between 0.0 and 1.0 for the current portion of audio ...</p>	<p>The Most Influential Sample is from content-related Set</p> <p>[Source: Pre, Inf. score: 0.113]</p> <p>Blaxploitation have altered the ideas of African-American female representation in which characters like Foxy Brown have assumed masculine traits, ... which Blaxploitation gave society the masculine female... These traits are later translated into the dominate characters ... Foxy Brown (1974)...</p>
<p>The Most Influential Sample is from content-related Set</p> <p>[Source: Post, Inf. score: 0.029]</p> <p>User: This task is about identifying the object of a given sentence. The object of a sentence is the person ... New input case for you: Alcatraz Versus the Evil Librarians is published in Hardcover.</p> <p>Assistant: Hardcover</p>	<p>The Most Influential Sample is from confidence-related Set</p> <p>[Source: Post, Inf. score: 0.106]</p> <p>User: How can I randomly change the frequency every second in this audio ...</p> <p>Assistant: ...check out...formula main { float output = input; return sin(2*3.14*440/(1/TIME)); } ...elapsedTime = 0.0; float frequency = 440.0; // Starting frequency...</p>
OLMo2-7B INS	
<p><i>a</i> : Frank Lee Morris <i>c</i> : 0.9</p>	<p><i>a</i> : Rap <i>c</i> : 0.9</p>
<p>The Most Influential Sample is from content-related Set</p> <p>[Source: Pre, Inf. score: 0.229]</p> <p>Only the Morris family knows the real story of the escape from Alcatraz Island by Frank Morris and the Anglin Brothers. But now the story will be told. I believe that the man in this video Bud Morris could be the real Frank Morris...</p>	<p>The Most Influential Sample is from content-related Set</p> <p>[Source: Pre, Inf. score: 0.472]</p> <p>...I haven't heard anything from Foxy Brown or the rap/urban community about the song Put It Up... I don't know if there are future collaborations with Foxy to be aired in the rap community, hopefully...</p>
<p>The Most Influential Sample is from content-related Set</p> <p>[Source: Post, Inf. score: 0.130]</p> <p>User: summarize this in one or two sentences: The V. C. Morris Gift Shop ... was designed by Frank Lloyd Wright in 1948. ... worked with Frank Lloyd Wright.</p> <p>Assistant: Frank Lloyd Wright's V.C. Morris Gift Shop ...</p>	<p>The Most Influential Sample is from content-related Set</p> <p>[Source: Post, Inf. score: 0.405]</p> <p>User: What genre is the song "Boogie Wonderland"? Options: Rap, Country, Techno, Disco, or Funk.</p> <p>Assistant: Disco</p>
OLMo-7B INS	
<p><i>a</i> : <i>Frank Morris & the Three Stooges</i> <i>c</i> : 1.0</p>	<p><i>a</i> : Hip hop and rap <i>c</i> : 95%</p>
<p>The Most Influential Sample is from content-related Set</p> <p>[Source: Pre, Inf. score: 0.271]</p> <p>Escapers such as Frank Lee Morris and John and Clarence Anglin, who are known to have entered the water last June...The real escape from Alcatraz took place on June 11, 1962, when burglar/robber Frank Lee Morris led bank robbers John and Clarence Anglin off ...</p>	<p>The Most Influential Sample is from confidence-related Set</p> <p>[Source: Pre, Inf. score: 0.353]</p> <p>Which way is correct to write confidence intervals: ...how confidence intervals (CI) are presented. ... which one is correct: either CI {95%} = [14.7,19.9], or CI {95%} = (14.7,19.9). ... the right way is to write the answer, which is in square brackets: CI {95%} = [0.7, 1.0]...</p>
<p>The Most Influential Sample is from confidence-related Set</p> <p>[Source: Post, Inf. score: 0.270]</p> <p>User: When you give an answer to a question, can you estimate the confidence level of a fact upon request? ... What is the capital of Portugal?</p> <p>Assistant: Lisbon.</p> <p>User: ... probability that your answer 'Lisbon' is correct?</p> <p>Assistant: close to 100%</p>	<p>The Most Influential Sample is from confidence-related Set</p> <p>[Source: Post, Inf. score: 0.346]</p> <p>User: ... guess what time it is now.</p> <p>Assistant: ... my guess is ... 12:23 PM. Is that correct?</p> <p>User: ... they were 100% accurate ...</p>

Fig. 2: Examples of the most influential training samples for different LLMs when generating confidence. Retrieved samples come from pre-training (Source: Pre) and post-training (Source: Post) corpora. Ground-truth answers are shown in bold.

4 Influence Analysis of Retrieved Training Data

We analyze the influence of retrieved data examples on model confidence predictions by presenting (1) a case study of the most influential training documents retrieved from pre-training and post-training data, (2) an overview of the proportion of the source training data for the most influential retrieved data examples, and (3) an overall statistical summary of influence scores.

Case Study of the Most Influential Training Data. Fig. 2 shows the training examples with the highest estimated influence scores for two test samples. We observe that different LLMs rely on different types of examples when generating confidence estimates. For the first example (“Who was the person who escaped from Alcatraz?”), all models are most influenced by content-related documents. However, for OLMo2-13B-INS, the top post-training example is irrelevant to the question or task, yielding a low influence score (0.029). By contrast, the most influential examples for the other two OLMo models come from pre-training data and are highly relevant, with influence scores exceeding 0.2. In contrast, for the second test example (“What genre is Foxy Brown?”), confidence-related examples get an influence score higher than 0.3 for OLMo-7B INS. This case study demonstrates that **LLMs can be affected by content-unrelated training examples that contain superficial cues, such as the keyword “confidence”**.

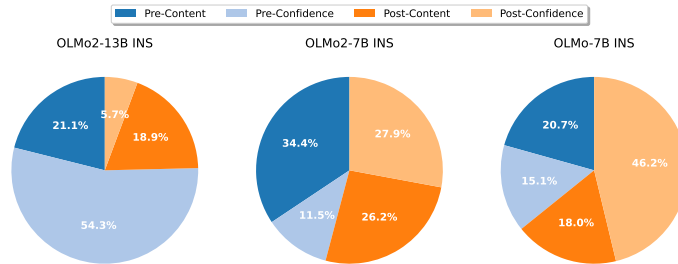


Fig. 3: Proportion of sources of the most influential training examples for each test sample. The most influential example is defined as the one with the highest influence score among all retrieved examples from both pre-training and post-training corpora. For example, Pre-Content denotes a content-related example from the pre-training corpus.

Source Proportion of the Most Influential Examples. Fig. 3 shows that more than half of the most influential data for OLMo2-13B and OLMo-7B comes from the confidence-related example of pre-training data, while for OLMo2-7B, the biggest portion is from content-related data. We also observe that post-training is more influential for OLMo-7B and OLMo2-7B, but an opposite trend applies to OLMo2-13B.

Overall Influence Statistics. Fig. 4 shows the distribution of influence scores across models. Overall, we find similar patterns between pre-training and post-training data. For

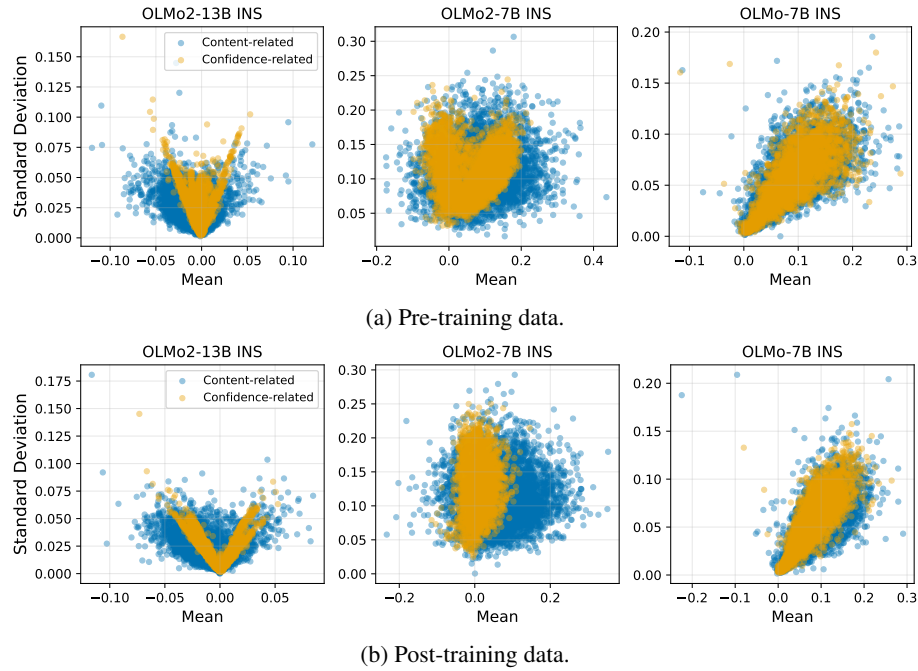


Fig. 4: Distribution of mean and standard deviation of influence scores across the 10 retrieved training examples for each test sample. Each point presents a test sample.

OLMo2-13B, the mean influence scores of the top 10 content-related examples are higher than those of confidence-related examples, which contradicts the earlier study based on the proportion of the most influential example. OLMo-7B shows substantial overlap between content- and confidence-related scores, while OLMo2-7B contains a larger proportion of content-related examples with higher mean scores. Notably, OLMo2-13B-INS differs from the other models by exhibiting a sizable proportion of content-related examples with relatively low mean influence scores. These results suggest that **relying solely on the most influential examples can be misleading**. Examining aggregate statistics across the top retrieved examples provides a more comprehensive view of how LLMs ground their confidence in content- versus confidence-related training data. The following sections aim to achieve this goal.

5 Explaining Verbalized Confidence of LLMs with Content Groundness

Although the previous sections provide detailed case studies and statistical analyses of influence score distributions of the retrieved data, they do not fully examine how to assess the extent to which LLMs ground their verbalized confidence in content-related documents, nor the factors that impact such grounding. To fill this gap, the following

section introduces a new metric for quantifying content groundness and analyzes its contributing factors, thereby offering deeper insights into the mechanisms underlying verbalized confidence.

5.1 Measurement of Content Groundness

We define content groundness as the property whereby content-related training data exerts a greater influence than confidence-related data on confidence generation. To quantify groundness, we introduce **ccr** (Content-over-Confidence Ratio), defined as the winning counts ratio between the content-related set T and confidence-related set F . Intuitively, a higher **ccr** indicates that the model’s confidence is more strongly driven by lexically relevant content rather than by potentially misleading confidence cues in the prompt. Assume our test data contains n questions, **ccr** is computed by:

$$ccr = \frac{\sum_{i=0}^n \sum_{d^t \in T_i, d^f \in F_i} \mathbf{1}(\psi(d^t|c_i) > \psi(d^f|c_i))}{\sum_{i=0}^n \sum_{d^t \in T_i, d^f \in F_i} \mathbf{1}(\psi(d^t|c_i) < \psi(d^f|c_i))}. \quad (4)$$

We define our score as a ratio to capture relative rather than absolute importance, and use it for analysis at the aggregate level, rather than to assess individual instances. We take this approach because individual point-wise influence measurements, while inexpensive, can be noisy and have been shown to sometimes poorly predict re-training effects for deep models not trained to convergence [1,2,16]. Specifically, **ccr** aims to provide a balanced view of influence across content-related and confidence-related training data: It reduces the bias introduced by documents with extreme (the highest/lowest) influence scores while still capturing variation among the top 10 most relevant documents. For comparison, we also compute content groundness in the absence of verbalized confidence. This variant, denoted as ccr^{-c} , is defined analogously using influence estimates obtained without the confidence component (see Equation 3):

$$ccr^{-c} = \frac{\sum_{i=0}^n \sum_{d^t \in T_i, d^f \in F_i} \mathbf{1}(\psi^{-c}(d^t|c_i) > \psi^{-c}(d^f|c_i))}{\sum_{i=0}^n \sum_{d^t \in T_i, d^f \in F_i} \mathbf{1}(\psi^{-c}(d^t|c_i) < \psi^{-c}(d^f|c_i))}. \quad (5)$$

Interpretation of Content Groundness Score. When ccr (or ccr^{-c}) > 1 , the examined LLM grounds more on content-related training data, whereas ccr (or ccr^{-c}) < 1 indicates stronger grounding in confidence-related data. We interpret a higher content groundness score as indicating that the model’s confidence is more influenced by lexically relevant content. However, the threshold for determining whether the confidence of an LLM can be considered trustworthy is subjective and often depends on the specific domain or task. For instance, in high-stakes domains such as medicine, one might require a much higher level of reliability and consider a score of 1.2 insufficient.

5.2 What Factors Impact Content Groundness?

Table 1 and Fig. 5-7 show the results of different OLMo and Llama models evaluated on five benchmark datasets. We observe from Table 1 that the differences between **ccr** and ccr^{-c} scores are small, suggesting that **our method is robust to variations in the model’s self-reported confidence**. Below is a more detailed analysis.

Table 1: Result of LLMs’ content groundness measured with **ccr** and $\text{ccr}^{\neg c}$ on different datasets. We also aggregate all the retrieved data from pre-training and post-training to compute ccr scores for Pre+Post. The values inside parentheses are insignificant results ($p>0.05$) in the mean influence score difference between the two comparison sets.

INS	Data	NQ		SciQ		TriviaQA		TruthfulQA		PopQA		All	
Model	Source	ccr	$\text{ccr}^{\neg c}$	ccr	$\text{ccr}^{\neg c}$	ccr	$\text{ccr}^{\neg c}$	ccr	$\text{ccr}^{\neg c}$	ccr	$\text{ccr}^{\neg c}$	ccr	$\text{ccr}^{\neg c}$
OLMo2-13B	Pre	0.76	0.75	0.71	0.71	0.84	0.82	0.73	0.70	0.74	0.73	0.75	0.74
	Post	0.78	0.73	0.85	0.85	0.85	0.79	0.80	0.70	0.74	0.71	0.80	0.75
	Pre+Post	0.77	0.75	0.78	0.78	0.84	0.81	0.77	0.70	0.74	0.72	0.78	0.75
OLMo2-7B	Pre	1.08	1.07	1.01	(1.02)	1.17	1.22	1.43	1.54	1.02	1.06	1.12	1.15
	Post	1.85	1.95	1.63	1.52	1.73	1.87	1.67	1.84	1.74	1.71	1.72	1.77
	Pre+Post	1.43	1.43	1.32	1.25	1.45	1.49	1.56	1.65	1.37	1.32	1.42	1.41
OLMo-7B	Pre	1.22	1.22	(0.95)	(0.96)	1.08	1.08	1.30	1.29	1.06	1.06	1.11	1.11
	Post	1.28	1.30	1.17	1.18	1.29	1.34	1.25	1.33	1.15	1.18	1.22	1.26
	Pre+Post	1.25	1.25	1.05	1.05	1.18	1.19	1.27	1.30	1.10	1.11	1.16	1.17

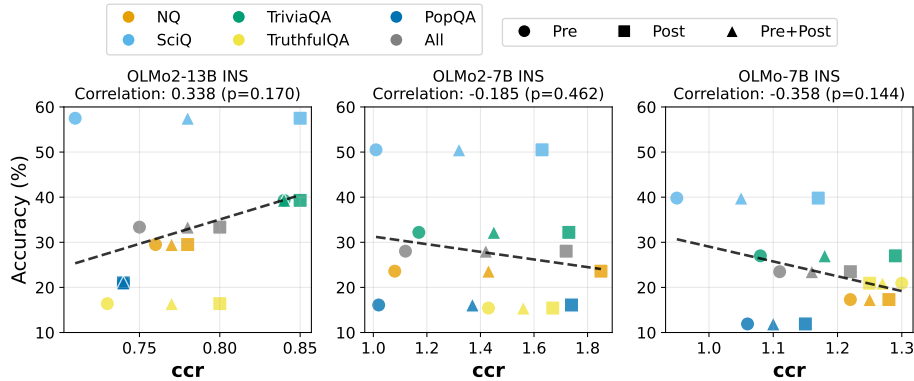


Fig. 5: Pearson correlation between content groundness and task accuracy. Each data point reflects the accuracy of the dataset and the ccr score evaluated with this dataset. Each dataset is evaluated with three settings (pre, post and pre+post), thus these three settings can have different ccr scores but the same accuracy.

Larger Models Are Not More Content-grounded. As shown by Table 1, confidence generation in OLMo2-13B INS is more influenced by confidence-related training data ($\text{ccr} < 1$), while content-related data plays a greater role in smaller-sized models OLMo-7B and OLMo2-7B INS models ($\text{ccr} > 1$). One possible explanation is that larger models, due to their higher capacity, are more sensitive to stylistic or superficial patterns in training data, such as linguistic markers of certainty, while smaller models, being less expressive, rely more directly on content-aligned signals.

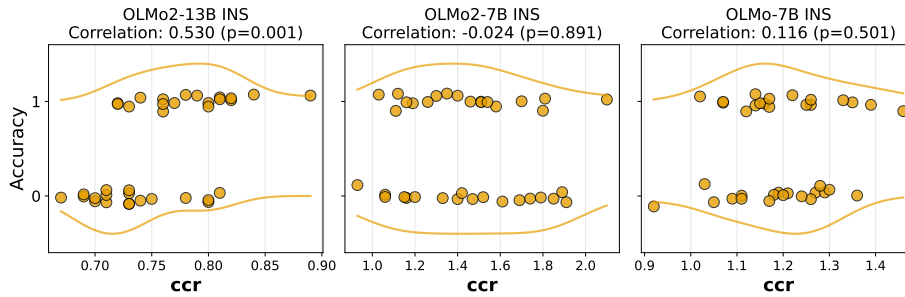


Fig. 6: Pearson correlation between content groundness and sample correctness with density estimation plot [42] (Gaussian kernel). We split the samples of each dataset into a correct set (accuracy = 1) and an incorrect set (accuracy = 0). Each point presents one set and its corresponding ccr score.

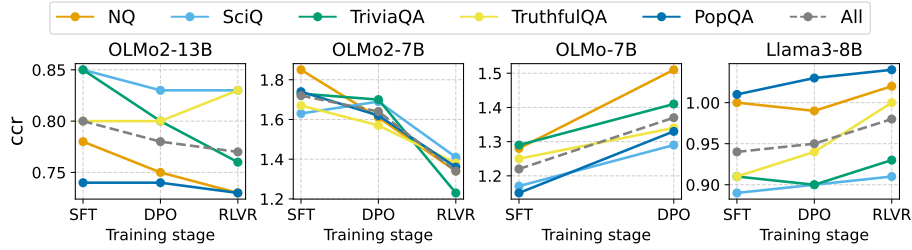


Fig. 7: Impact of different post-training schemes on the content groundness. We plot the training stages of the same model over time. The examined training samples are from the post-training data of the corresponding model. We include models of Llama3-8B as their post-training data are publicly available.

*Content Groundness Is Not Correlated with Task Accuracy, but can be impacted by sample correctness.*⁵ As shown in Fig. 5, the correlations between content groundness and task accuracy are only moderate (Pearson’s $r > 0.3$) [10] and not statistically significant ($p > 0.05$). This suggests that content groundness is not correlated with task accuracy. However, we observe a significantly high correlation between content groundness and sample correctness on OLMo2-13B INS from Fig. 6. Even though this observation does not generalize to other smaller OLMo models. We hypothesize that when LLMs answer correctly, they may be drawing upon training examples that are similar to the input, leading them to ground their expressed confidence more heavily in content-relevant information.

Post-training Schemes Can Impact Content Groundness. Fig. 7 demonstrates that the impact of post-training schemes on content groundness can be opposite on different

⁵ Following previous work [6,33,44,47], we use LLM-as-a-Judge, Prometheus-8x7b-v2.0 [25], to assess the semantical equivalence of the generated answers and ground truth answers.

models. For example, DPO or RLVR improves the content groundness for OLMo-7B and Llama3-8B but not for OLMo2-13B and OLMo2-7B models. We also observe that post-training schemes generally do not reverse the content groundness results, i.e., scores are either all under one or above one, which may indicate that pre-training schemes are more likely to determine if content groundness is greater than 1.

6 Discussions

This section offers a discussion aimed at deepening the understanding of our method and addressing the limitations.

Practical Constraints. Our findings are constrained to a limited set of LLMs, primarily the OLMo and Llama families, due to restricted access to the pre-training and post-training data of other proprietary models. Since TracVC relies on analyzing training data influence, the lack of transparency and availability of training data for widely used commercial LLMs (e.g., GPT-4, Claude, Gemini) limits the generalizability of our conclusions. Note that this is not a weakness of our method but rather a practical constraint. Future work could extend this analysis as more open-source models and datasets become available.

Simplified Separation of Content- and Confidence-Related Influences. TracVC approximates content- and confidence-related influences using two disjoint sets of retrieved documents. In practice, these influences may overlap, and a single training example may encode both content- and confidence-related signals. Our decomposition should therefore be viewed as a coarse-grained approximation rather than a strict separation of internal model mechanisms.

Limited Coverage of Studied Samples and Influence Estimation Methods. Our retrieval stage relies on BM25-based lexical matching, which emphasizes surface-level word overlap. As a result, semantically relevant but lexically dissimilar training examples may be omitted, while examples with shared keywords but limited relevance may be retrieved. Consequently, our influence estimates are confined to a retrieval-constrained subset of the training data rather than the full corpus. We choose to retrieve a fixed number of training examples ($k = 10$) per category. Although this choice balances computational efficiency and interpretability, it is inherently heuristic and may lead to variability in the estimates. Furthermore, we employ a gradient-based influence estimation method adapted from TracIn for scalability. While this approach is well grounded in prior work, we do not compare it against alternative influence estimation techniques, such as Hessian-based methods, which may offer greater precision but do not currently scale to LLMs of the size considered in this study. Overall, **our method should be viewed as an initial step toward understanding the training-data origins of verbalized confidence, rather than a comprehensive solution.**

7 Conclusion

LLMs often exhibit overconfidence, raising the question of whether their confidence is grounded in content-relevant training data. In this paper, we introduced TracVC, a method for tracing the origins of LLM confidence back to specific types of training examples. Our analysis shows that OLMo2-13B models are more influenced by confidence-related than content-related data when estimating confidence, revealing a potential source of miscalibration and risk to trustworthiness. We also find that larger LLMs are not necessarily more content-grounded, and that content groundness can be affected by sample correctness and the extent of post-training. These findings underscore the need for future research on how pre-training and fine-tuning strategies shape confidence grounding, with the ultimate goal of developing models whose confidence more reliably reflects over content.

More broadly, TracVC offers a general, data-centric approach for interpreting LLM behavior through the lens of training data influence, and can be extended to study other aspects of model behavior, such as answer selection and reasoning patterns. We view TracVC as an initial step toward training-data-level explanations for more transparent and trustworthy LLMs.

Appendix

Details of the LLM Training Data. Table 2 summarizes the pre-training and post-training datasets used in our analysis. Given the massive scale of the pre-training corpus, we do not construct our own index but instead rely on the publicly available inverted index provided by Elazar et al. [12], which was built over the Dolma v1.7 dataset.

Table 2: Details of the pre-training and post-training data used for retrieving data examples in the paper.

Model	Pre-training Data	Post-training Data
OLMo2-13B-INS	dolma v1.7	tulu-3-sft-olmo-2-mixture, olmo-2-1124-13b-preference-mix, RLVR-MATH
OLMo2-13B-DPO	dolma v1.7	tulu-3-sft-olmo-2-mixture, olmo-2-1124-13b-preference-mix
OLMo2-13B-SFT	dolma v1.7	tulu-3-sft-olmo-2-mixture
Llama3-8B-INS	-	tulu-3-sft-mixture, RLVR-GSM-MATH-IF-Mixed-Constraints
Llama3-8B-DPO	-	tulu-3-sft-mixture, llama-3.1-tulu-3-8b-preference-mixture, llama-3.1-tulu-3-8b-preference-mixture
Llama3-8B-SFT	-	tulu-3-sft-mixture
OLMo2-7B-INS	dolma v1.7	tulu-3-sft-olmo-2-mixture, olmo-2-1124-7b-preference-mix, RLVR-GSM
OLMo2-7B-DPO	dolma v1.7	tulu-3-sft-olmo-2-mixture, olmo-2-1124-7b-preference-mix
OLMo2-7B-SFT	dolma v1.7	tulu-3-sft-olmo-2-mixture
OLMo-7B-INS	dolma v1.7	tulu-v2-sft-mixture, ultrafeedback-binarized-cleaned
OLMo-7B-SFT	dolma v1.7	tulu-v2-sft-mixture

Acknowledgments. This research has been funded by the Vienna Science and Technology Fund (WWTF) [10.47379/VRG19008] “Knowledge infused Deep Learning for Natural Language Processing”.

References

1. Bae, J., Ng, N., Lo, A., Ghassemi, M., Grosse, R.B.: If Influence Functions are the Answer, Then What is the Question? *Advances in Neural Information Processing Systems* **35**, 17953–17967 (2022), https://proceedings.neurips.cc/paper_files/paper/2022/hash/7234e0c36fdbcb23e7bd56b68838999b-Abstract-Conference.html
2. Basu, S., Pope, P., Feizi, S.: Influence Functions in Deep Learning Are Fragile. In: *International Conference on Learning Representations* (2020), <https://openreview.net/forum?id=xHKVVHGDOEk>
3. Bejan, I., Sokolov, A., Filippova, K.: Make every example count: On the stability and utility of self-influence for learning from noisy NLP datasets. In: Bouamor, H., Pino, J., Bali, K. (eds.) *Proceedings of the 2023 Conference on Empirical Methods in Natural Language Processing*. pp. 10107–10121. Association for Computational Linguistics, Singapore (Dec 2023). <https://doi.org/10.18653/v1/2023.emnlp-main.625>
4. Chang, T.A., Rajagopal, D., Bolukbasi, T., Dixon, L., Tenney, I.: Scalable Influence and Fact Tracing for Large Language Model Pretraining (Dec 2024). <https://doi.org/10.48550/arXiv.2410.17413>, arXiv:2410.17413 [cs]
5. Chen, J., Mueller, J.: Quantifying uncertainty in answers from any language model and enhancing their trustworthiness. In: Ku, L.W., Martins, A., Srikumar, V. (eds.) *Proceedings of the 62nd Annual Meeting of the Association for Computational Linguistics (Volume 1: Long Papers)*. pp. 5186–5200. Association for Computational Linguistics, Bangkok, Thailand (Aug 2024). <https://doi.org/10.18653/v1/2024.acl-long.283>
6. Chen, T., Asai, A., Mireshtghallah, N., Min, S., Grimmelmann, J., Choi, Y., Hajishirzi, H., Zettlemoyer, L., Koh, P.W.: CopyBench: Measuring literal and non-literal reproduction of copyright-protected text in language model generation. In: Al-Onaizan, Y., Bansal, M., Chen, Y.N. (eds.) *Proceedings of the 2024 Conference on Empirical Methods in Natural Language Processing*. pp. 15134–15158. Association for Computational Linguistics, Miami, Florida, USA (Nov 2024). <https://doi.org/10.18653/v1/2024.emnlp-main.844>
7. Choe, S.K., Ahn, H., Bae, J., Zhao, K., Kang, M., Chung, Y., Pratapa, A., Neiswanger, W., Strubell, E., Mitamura, T., Schneider, J., Hovy, E., Grosse, R., Xing, E.: What is your data worth to gpt? llm-scale data valuation with influence functions (2024). <https://doi.org/10.48550/arXiv.2405.13954>
8. Chuang, Y.S., Cohen-Wang, B., Shen, Z., Wu, Z., Xu, H., Lin, X.V., Glass, J.R., Li, S.W., Yih, W.T.: SelfCite: Self-supervised alignment for context attribution in large language models. In: Singh, A., Fazel, M., Hsu, D., Lacoste-Julien, S., Berkenkamp, F., Maharaj, T., Wagstaff, K., Zhu, J. (eds.) *Proceedings of the 42nd International Conference on Machine Learning. Proceedings of Machine Learning Research*, vol. 267, pp. 10839–10858. PMLR (13–19 Jul 2025), <https://proceedings.mlr.press/v267/chuang25a.html>
9. vLLM Contributors: vllm: A high-throughput and memory-efficient llm serving library (2023), <https://github.com/vllm-project/vllm>, accessed: 2025-01
10. DATAtab Team: Pearson correlation: A beginner’s guide (2025), <https://datatab.net/tutorial/pearson-correlation>, dATAtab: Online Statistics Calculator. DATAtab e.U., Graz, Austria
11. Elastic: Elasticsearch: Distributed, restful search and analytics engine (2025), <https://www.elastic.co/elasticsearch/>, version 8.17.2, released February 11, 2025
12. Elazar, Y., Bhagia, A., Magnusson, I., Ravichander, A., Schwenk, D., Suhr, A., Walsh, E.P., Groeneveld, D., Soldaini, L., Singh, S., Hajishirzi, H., Smith, N.A., Dodge, J.: What’s in my big data? In: *ICLR* (2024), <https://openreview.net/forum?id=RvfPnOkPV4>
13. Geng, J., Cai, F., Wang, Y., Koepl, H., Nakov, P., Gurevych, I.: A survey of confidence estimation and calibration in large language models. In: Duh, K., Gomez, H., Bethard, S. (eds.) *Proceedings of the 2024 Conference of the North American Chapter of the Association*

- for Computational Linguistics: Human Language Technologies (Volume 1: Long Papers). pp. 6577–6595. Association for Computational Linguistics, Mexico City, Mexico (Jun 2024). <https://doi.org/10.18653/v1/2024.naacl-long.366>
14. Grattafiori, A., Dubey, A., Jauhri, A., Pandey, A., Kadian, A., Al-Dahle, A., Letman, A., Mathur, A., Schelten, A., Vaughan, A., et al.: The llama 3 herd of models (2024). <https://doi.org/10.48550/arXiv.2407.21783>
 15. Groeneveld, D., Beltagy, I., Walsh, E., Bhagia, A., Kinney, R., Tafjord, O., et al.: OLMo: Accelerating the science of language models. In: Ku, L.W., Martins, A., Srikumar, V. (eds.) *Proceedings of the 62nd Annual Meeting of the Association for Computational Linguistics (Volume 1: Long Papers)*. pp. 15789–15809. Association for Computational Linguistics, Bangkok, Thailand (Aug 2024). <https://doi.org/10.18653/v1/2024.acl-long.841>
 16. Grosse, R., Bae, J., Anil, C., Elhage, N., Tamkin, A., Tajdini, A., Steiner, B., Li, D., Durmus, E., Perez, E., Hubinger, E., Lukošiušė, K., Nguyen, K., Joseph, N., McCandlish, S., Kaplan, J., Bowman, S.R.: Studying Large Language Model Generalization with Influence Functions. <https://doi.org/10.48550/arXiv.2308.03296>
 17. Guo, C., Pleiss, G., Sun, Y., Weinberger, K.Q.: On calibration of modern neural networks. In: Precup, D., Teh, Y.W. (eds.) *Proceedings of the 34th International Conference on Machine Learning. Proceedings of Machine Learning Research*, vol. 70, pp. 1321–1330. PMLR (06–11 Aug 2017), <https://proceedings.mlr.press/v70/guo17a.html>
 18. Guo, H., Rajani, N., Hase, P., Bansal, M., Xiong, C.: FastIF: Scalable influence functions for efficient model interpretation and debugging. In: Moens, M.F., Huang, X., Specia, L., Yih, S.W.t. (eds.) *Proceedings of the 2021 Conference on Empirical Methods in Natural Language Processing*. pp. 10333–10350. Association for Computational Linguistics, Online and Punta Cana, Dominican Republic (Nov 2021). <https://doi.org/10.18653/v1/2021.emnlp-main.808>
 19. Hammoudeh, Z., Lowd, D.: Identifying a Training-Set Attack’s Target Using Renormalized Influence Estimation. In: *Proceedings of the 2022 ACM SIGSAC Conference on Computer and Communications Security*. pp. 1367–1381. CCS ’22, Association for Computing Machinery, New York, NY, USA (Nov 2022). <https://doi.org/10.1145/3548606.3559335>
 20. Hammoudeh, Z., Lowd, D.: Training data influence analysis and estimation: a survey. *Machine Learning* **113**(5), 2351–2403 (May 2024). <https://doi.org/10.1007/s10994-023-06495-7>
 21. Han, X., Tsvetkov, Y.: ORCA: interpreting prompted language models via locating supporting data evidence in the ocean of pretraining data. *CoRR* **abs/2205.12600** (2022). <https://doi.org/10.48550/ARXIV.2205.12600>
 22. Joshi, M., Choi, E., Weld, D., Zettlemoyer, L.: TriviaQA: A large scale distantly supervised challenge dataset for reading comprehension. In: Barzilay, R., Kan, M.Y. (eds.) *Proceedings of the 55th Annual Meeting of the Association for Computational Linguistics (Volume 1: Long Papers)*. pp. 1601–1611. Association for Computational Linguistics, Vancouver, Canada (Jul 2017). <https://doi.org/10.18653/v1/P17-1147>
 23. Kadavath, C., Askell, A., Kernion, J., Henighan, T., Mann, B., Krueger, G., Kreps, S., McKane, A., Mistry, G., Kim, J., et al.: Prompting GPT-3 to be reliable. In: *Proceedings of the 11th International Conference on Learning Representations (ICLR) (2023)*, <https://openreview.net/forum?id=K2i-xk7IUR>
 24. Khalifa, M., Wadden, D., Strubell, E., Lee, H., Wang, L., Beltagy, I., Peng, H.: Source-aware training enables knowledge attribution in language models. In: *First Conference on Language Modeling* (2024), <https://openreview.net/forum?id=UPyWLwciYz>
 25. Kim, S., Suk, J., Longpre, S., Lin, B.Y., Shin, J., Welleck, S., Neubig, G., Lee, M., Lee, K., Seo, M.: Prometheus 2: An open source language model specialized in evaluating other language models. In: Al-Onaizan, Y., Bansal, M., Chen, Y.N. (eds.) *Proceedings of the 2024 Conference on Empirical Methods in Natural Language Processing*. pp. 4334–4353. Association for Computational Linguistics, Miami, Florida, USA (Nov 2024). <https://doi.org/10.18653/v1/2024.emnlp-main.248>

26. Koh, P.W., Liang, P.: Understanding Black-box Predictions via Influence Functions. In: Proceedings of the 34th International Conference on Machine Learning. pp. 1885–1894. PMLR (Jul 2017), <https://proceedings.mlr.press/v70/koh17a.html>, iISSN: 2640-3498
27. Kumar, A., Morabito, R., Umbet, S., Kabbara, J., Emami, A.: Confidence under the hood: An investigation into the confidence-probability alignment in large language models. In: Proceedings of the 62nd Annual Meeting of the Association for Computational Linguistics (Volume 1: Long Papers). pp. 315–334. Association for Computational Linguistics, Bangkok, Thailand (August 2024). <https://doi.org/10.18653/v1/2024.acl-long.20>
28. Kwiatkowski, T., Palomaki, J., Redfield, O., Collins, M., Parikh, A., Alberti, C., Epstein, D., Polosukhin, I., Devlin, J., Lee, K., Toutanova, K., Jones, L., Kelcey, M., Chang, M.W., Dai, A.M., Uszkoreit, J., Le, Q., Petrov, S.: Natural questions: A benchmark for question answering research. *Transactions of the Association for Computational Linguistics* **7**, 452–466 (2019). https://doi.org/10.1162/tacl_a_00276
29. Kwon, Y., Wu, E., Wu, K., Zou, J.: Datainf: Efficiently estimating data influence in loRA-tuned LLMs and diffusion models. In: The Twelfth International Conference on Learning Representations (2024), <https://openreview.net/forum?id=9m02ib92Wz>
30. Lambert, N., Morrison, J., Pyatkin, V., Huang, S., Ivison, H., Brahman, F., Miranda, L.J.V., Liu, A., Dziri, N., Lyu, S., Gu, Y., Malik, S., Graf, V., Hwang, J.D., Yang, J., Bras, R.L., Tafford, O., Wilhelm, C., Soldaini, L., Smith, N.A., Wang, Y., Dasigi, P., Hajishirzi, H.: Tulu 3: Pushing frontiers in open language model post-training (2025). <https://doi.org/10.48550/arXiv.2411.15124>
31. Lin, S., Hilton, J., Evans, O.: TruthfulQA: Measuring how models mimic human falsehoods. In: Muresan, S., Nakov, P., Villavicencio, A. (eds.) Proceedings of the 60th Annual Meeting of the Association for Computational Linguistics (Volume 1: Long Papers). pp. 3214–3252. Association for Computational Linguistics, Dublin, Ireland (May 2022). <https://doi.org/10.18653/v1/2022.acl-long.229>
32. Liu, J., Blanton, T., Elazar, Y., Min, S., Chen, Y.S., Chheda-Kothary, A., et al.: OLMoTrace: Tracing language model outputs back to trillions of training tokens. In: Mishra, P., Muresan, S., Yu, T. (eds.) Proceedings of the 63rd Annual Meeting of the Association for Computational Linguistics (Volume 3: System Demonstrations). pp. 178–188. Association for Computational Linguistics, Vienna, Austria (Jul 2025). <https://doi.org/10.18653/v1/2025.acl-demo.18>
33. Liu, X., Khalifa, M., Wang, L.: Litcab: Lightweight language model calibration over short-and long-form responses. In: Proceedings of the Twelfth International Conference on Learning Representations. ICLR (2024). <https://doi.org/10.48550/arXiv.2310.19208>
34. Mallen, A., Asai, A., Zhong, V., Das, R., Khashabi, D., Hajishirzi, H.: When not to trust language models: Investigating effectiveness of parametric and non-parametric memories. In: Rogers, A., Boyd-Graber, J., Okazaki, N. (eds.) Proceedings of the 61st Annual Meeting of the Association for Computational Linguistics (Volume 1: Long Papers). pp. 9802–9822. Association for Computational Linguistics, Toronto, Canada (Jul 2023). <https://doi.org/10.18653/v1/2023.acl-long.546>
35. Ni, S., Bi, K., Yu, L., Guo, J.: Are large language models more honest in their probabilistic or verbalized confidence? In: He, X., Ren, Z., Tang, R. (eds.) Information Retrieval. pp. 124–135. Springer Nature Singapore, Singapore (2025). https://doi.org/10.1007/978-981-96-1710-4_10
36. Park, S.M., Georgiev, K., Ilyas, A., Leclerc, G., Madry, A.: TRAK: Attributing Model Behavior at Scale. In: Proceedings of the 40th International Conference on Machine Learning. pp. 27074–27113. PMLR (Jul 2023), <https://proceedings.mlr.press/v202/park23c.html>, iISSN: 2640-3498
37. Pete, W., Luca, S., Dirk, G., Kyle, L., Shane, A., Akshita, B., et al.: 2 olmo 2 furious. arXiv preprint arXiv:2501.00656 (2024). <https://doi.org/10.48550/arXiv.2501.00656>

38. Pruthi, G., Liu, F., Kale, S., Sundararajan, M.: Estimating Training Data Influence by Tracing Gradient Descent. In: *Advances in Neural Information Processing Systems*. vol. 33, pp. 19920–19930. Curran Associates, Inc. (2020), <https://proceedings.neurips.cc/paper/2020/hash/e6385d39ec9394f2f3a354d9d2b88eec-Abstract.html>
39. Rafailov, R., Sharma, A., Mitchell, E., Manning, C.D., Ermon, S., Finn, C.: Direct preference optimization: Your language model is secretly a reward model. In: Oh, A., Naumann, T., Globerson, A., Saenko, K., Hardt, M., Levine, S. (eds.) *Advances in Neural Information Processing Systems*. vol. 36, pp. 53728–53741. Curran Associates, Inc. (2023), https://papers.nips.cc/paper_files/paper/2023/hash/a85b405ed65c6477a4fe8302b5e06ce7-Abstract-Conference.html
40. Robertson, S.E., Walker, S., Jones, S., Hancock-Beaulieu, M., Gatford, M.: Okapi at TREC-3. In: Harman, D.K. (ed.) *Proceedings of The Third Text REtrieval Conference, TREC 1994*, Gaithersburg, Maryland, USA, November 2–4, 1994. NIST Special Publication, vol. 500-225, pp. 109–126. National Institute of Standards and Technology (NIST) (1994), <http://trec.nist.gov/pubs/trec3/papers/city.ps.gz>
41. Schioppa, A., Zablotzkaia, P., Vilar, D., Sokolov, A.: Scaling up influence functions. *Proceedings of the AAAI Conference on Artificial Intelligence* **36**(8), 8179–8186 (Jun 2022). <https://doi.org/10.1609/aaai.v36i8.20791>
42. Scott, D.W.: *Multivariate density estimation: theory, practice, and visualization*. John Wiley & Sons (2015). <https://doi.org/10.1002/9780470316849>
43. Steyvers, M., Lemus, H.T., Kumar, A., Belem, C.G., Karny, S., Hu, X., Mayer, L.W., Smyth, P.: What large language models know and what people think they know. *Nature Machine Intelligence* **7**(2), 221–231 (2024). <https://doi.org/10.1038/s42256-024-00976-7>
44. Tian, K., Mitchell, E., Zhou, A., Sharma, A., Rafailov, R., Yao, H., Finn, C., Manning, C.: Just ask for calibration: Strategies for eliciting calibrated confidence scores from language models fine-tuned with human feedback. In: Bouamor, H., Pino, J., Bali, K. (eds.) *Proceedings of the 2023 Conference on Empirical Methods in Natural Language Processing*. pp. 5433–5442. Association for Computational Linguistics, Singapore (Dec 2023). <https://doi.org/10.18653/v1/2023.emnlp-main.330>
45. Welbl, J., Liu, N.F., Gardner, M.: Crowdsourcing multiple choice science questions. In: Derczynski, L., Xu, W., Ritter, A., Baldwin, T. (eds.) *Proceedings of the 3rd Workshop on Noisy User-generated Text*. pp. 94–106. Association for Computational Linguistics, Copenhagen, Denmark (Sep 2017). <https://doi.org/10.18653/v1/W17-4413>
46. Xia, M., Malladi, S., Gururangan, S., Arora, S., Chen, D.: LESS: Selecting Influential Data for Targeted Instruction Tuning (Jun 2024). <https://doi.org/10.48550/arXiv.2402.04333>, arXiv:2402.04333 [cs]
47. Xia, Y., Luz De Araujo, P.H., Zaporozets, K., Roth, B.: Influences on LLM calibration: A study of response agreement, loss functions, and prompt styles. In: Che, W., Nabende, J., Shutova, E., Pilehvar, M.T. (eds.) *Proceedings of the 63rd Annual Meeting of the Association for Computational Linguistics (Volume 1: Long Papers)*. pp. 3740–3761. Association for Computational Linguistics, Vienna, Austria (Jul 2025). <https://doi.org/10.18653/v1/2025.acl-long.188>
48. Xiong, M., Hu, Z., Lu, X., Li, Y., Fu, J., He, J., Hooi, B.: Can llms express their uncertainty? an empirical evaluation of confidence elicitation in llms. In: *Proceedings of the 12th International Conference on Learning Representations (ICLR)* (2024), <https://openreview.net/forum?id=gjeQKFxFpZ>
49. Xu, Z., Song, T., Lee, Y.C.: Confronting verbalized uncertainty: Understanding how llm’s verbalized uncertainty influences users in ai-assisted decision-making. *International Journal of Human-Computer Studies* **197**, 103455 (2025). <https://doi.org/10.1016/j.ijhcs.2025.103455>

50. Yang, D., Tsai, Y.H.H., Yamada, M.: On verbalized confidence scores for LLMs. In: ICLR Workshop: Quantify Uncertainty and Hallucination in Foundation Models: The Next Frontier in Reliable AI (2025), <https://openreview.net/forum?id=CVRdNQvFPE>
51. Yeh, C.K., Taly, A., Sundararajan, M., Liu, F., Ravikumar, P.: First is Better Than Last for Language Data Influence (Oct 2022). <https://doi.org/10.48550/arXiv.2202.11844>, arXiv:2202.11844 [cs]
52. Yin, Z., Sun, Q., Guo, Q., Wu, J., Qiu, X., Huang, X.: Do large language models know what they don't know? In: Rogers, A., Boyd-Graber, J., Okazaki, N. (eds.) Findings of the Association for Computational Linguistics: ACL 2023. pp. 8653–8665. Association for Computational Linguistics, Toronto, Canada (Jul 2023). <https://doi.org/10.18653/v1/2023.findings-acl.551>
53. Zhou, K., Hwang, J., Ren, X., Sap, M.: Relying on the unreliable: The impact of language models' reluctance to express uncertainty. In: Ku, L.W., Martins, A., Srikumar, V. (eds.) Proceedings of the 62nd Annual Meeting of the Association for Computational Linguistics (Volume 1: Long Papers). pp. 3623–3643. Association for Computational Linguistics, Bangkok, Thailand (Aug 2024). <https://doi.org/10.18653/v1/2024.acl-long.198>