

# Improving Database Performance by Application-side Transaction Merging

Xueyuan Ren  
The Ohio State University  
Columbus, OH, USA  
ren.450@osu.edu

Frank Li  
The Ohio State University  
Columbus, OH, USA  
li.12634@buckeyemail.osu.edu

Yang Wang  
The Ohio State University  
Columbus, OH, USA  
wang.7564@osu.edu

**Abstract**—This paper explores a new opportunity to improve the performance of transaction processing at the application side by merging structurally similar statements or transactions. Concretely, we re-write transactions to 1) merge similar statements using specific SQL semantics; 2) eliminate redundant reads; and 3) merge contending statements across transactions by pre-computing their aggregated effect. Following this idea, we present the design of TransactionMerger, a middleware to collect and merge transactions across different clients. We further present a static analysis tool to identify the merging opportunity without violating isolation as well as our experience of re-writing transactions in TPC-C and Spree, a popular real-world application. Our evaluation shows that such transaction merging can improve TPC-C throughput by up to 2.65X and Spree throughput by 3.52X.

**Index Terms**—Transaction Processing, Middleware, Database Applications

## I. INTRODUCTION

Our community has been improving the performance of database systems in multiple dimensions, including concurrency control [1], [2], query planning [3], replication [4], etc. However, the proposed techniques in academia often take a long and unpredictable amount of time to get adopted into mature database systems, probably due to the complexity of those systems. Similarly, commercial database systems, such as Oracle and SQL server, may provide optimizations that do not exist in open-source databases.

For those who urgently need better performance but cannot change their databases, an alternative is to optimize performance at the application side, by rewriting or restructuring its SQL transactions. Examples include transaction chopping [5], re-ordering statements [6], transaction sharing [7], etc. Compared to database-side optimizations, application-side optimizations may require additional effort from the application developer, but they may be deployed in a predictable amount of time. Furthermore, application-side optimizations can leverage application-specific knowledge that is often hard to obtain at the database side. Prior studies have shown that such application-side optimizations are quite common in real-world applications [8], [9].

This paper explores a new application-side optimization opportunity by merging structurally similar statements or transactions. Compared to the naive client-side batching approach [10], which executes a few insert, update, or delete

statements together, our approach is more intrusive, requiring changes to the application code, but gains more improvement. To differentiate our approach from the naive one, we call our approach “transaction merging” in this paper. In particular, this paper explores two opportunities:

**Intra-transaction merging.** A transaction can have multiple INSERT, UPDATE, or DELETE statements to change the states of multiple rows, or multiple SELECT statements to check multiple conditions. Since these statements often do not have dependencies among each other, they create a natural opportunity for merging. We observe that SQL has already provided semantics to support merging: We can concatenate the conditions of multiple SELECT or DELETE statements to execute their tasks together; INSERT supports insertion of multiple rows; and we can use UPDATE CASE WHEN statement to update multiple rows with different conditions.

Our micro-benchmark evaluation shows that such intra-transaction merging can improve transaction processing throughput by up to 6.0X on MySQL and 4.9X on PostgreSQL.

**Inter-transaction merging.** Database applications often expose a number of APIs to the end users, each executing one or a few transactions. Examples include the NEW-ORDER and PAYMENT transactions in TPC-C [11]. As a result, if multiple users are accessing the application concurrently, they may issue transactions from the same API, which are structurally similar but have different argument values. Such transactions provide another opportunity for merging. For example, we can implement a transaction to process multiple NEW-ORDER or PAYMENT requests from multiple customers, using the SQL semantics discussed above. To realize this idea, we have built TransactionMerger, a middleware that can accumulate similar transactions from clients, merge them into one, execute the merged transaction, and dispatch results to the clients.

Inter-transaction merging brings at least two more optimization opportunities compared to intra-transaction merging. First, many clients’ transactions read the same data. For example, a NEW-ORDER transaction in TPC-C needs to read the tax rate of the local warehouse, and thus customers of the same warehouse all read the same value. Therefore, if we merge NEW-ORDER from the same warehouse, the merged transaction only needs to read tax rate once, eliminating the redundant

reads. Second, inter-transaction merging can turn contention, which is typically a bottleneck in transaction processing, into an optimization opportunity. For example, if two transactions both want to deduct a number by one, the merged transaction can simply deduct the number by two—it not only eliminates the contention, but also reduces the number of operations the database needs to execute.

However, inter-transaction may break the boundary of transactions, raising many questions [12]. For example, in a locking-based concurrency control mechanism, if two transactions both want to update the same row, one will be delayed—this is necessary to achieve isolation levels like `SERIALIZABLE`, etc. If we simply merge two updates from two transactions, they may generate results that would not occur under `SERIALIZABLE` isolation level. To address this problem, we have built a static analysis tool to help developers identify the opportunities of inter-transaction merging without breaking isolation.

In this paper, we make the following contributions:

- We design and implement `TransactionMerger`, a middleware to collect and merge transactions from multiple clients. Its design follows two principles. First, `TransactionMerger` should be stateless to simplify fault tolerance, load balancing, and scaling. Fortunately, we find the abort support for database transactions greatly simplifies this task, as `TransactionMerger` can always abort a transaction that fails in the middle, instead of trying to persist its intermediate states to resume its execution. Second, `TransactionMerger` should support online re-configuration, as the optimal setting (e.g., the number of transactions to merge, which transactions to merge, etc) often depends on the workload and thus may change over time. To avoid the expensive synchronous configuration update, our design ensures that the correctness of `TransactionMerger` will not be violated by the temporal inconsistency between different components.
- We design a static analysis tool to help developers identify inter-transaction merging opportunities without breaking isolation. Upon that, we present our experience of implementing merged transactions for TPC-C, a standard database benchmark, and Spree [13], a popular online shopping framework. Our experience shows that, first, though such effort requires non-trivial effort, a developer can apply such effort incrementally, starting from a subset of performance-critical transactions or statements. Second, beyond the opportunities suggested by our static analysis method, a developer may leverage application information for further optimization. This is an advantage of application-side optimization, which can hardly be implemented at the database side.
- Our evaluation shows that transaction merging can improve the throughput of TPC-C by up to 2.65X and that of Spree by up to 3.52X, without any changes to the database backend. Therefore, we believe `TransactionMerger` provides a valuable alternative for improving database performance, especially when the developer has no control of the database backend.

## II. OPPORTUNITIES

### A. Intra-transaction Merging

It is not uncommon for a transaction to include multiple independent `INSERT`, `UPDATE`, `DELETE`, or `SELECT` statements, which creates a natural opportunity for batching (see Section IV for some examples).

Actually, today’s client-side SQL connector, such as JDBC, already provides `ADDBATCH` and `EXECUTE BATCH` functions to allow batching. When the application calls `ADDBATCH`, the connector will buffer the following `INSERT`, `UPDATE`, and `DELETE` statements (note that JDBC batching does not support `SELECT`). Then when the application calls `EXECUTE BATCH`, the connector will send all buffered statements to the database together. As shown later, this approach can bring performance improvement on some database implementations, but our approach can achieve more.

Our approach re-writes those transactions into one using specific SQL semantics discussed below. We call the statements before re-write the *original statements* and the ones after re-write the *merged statements*. To be specific,

**SELECT and DELETE.** For these statements, we can merge them in two ways. First, we can merge their `WHERE` clause with `OR` keyword. Second, if their where clauses only include the equal relation, then we can use the `IN` keyword to merge the values their equal relation compares to. Our evaluation shows that, when using `IN` is possible, it performs better than using `OR`, so we use `IN` when possible.

For `SELECT`, we further need to scan the result set of the merged statement to see which rows fit with which `WHERE` clause and dispatch these rows correspondingly. Since the result set is typically not large, the additional overhead is low. In more complex scenarios where results cannot be easily separated (e.g., `SELECT SUM`), we find it is usually possible to use the `GROUP BY` keyword to automatically separate the results.

**UPDATE.** We use the `UPDATE CASE WHEN` statement to update multiple rows. The `CASE-WHEN-THEN-ELSE` block is like an `IF-THEN-ELSE` that evaluates a condition and returns the corresponding value. We put all conditions in the `WHERE` clause into several `WHEN` blocks, where the return value in each `THEN` block is exactly the value updated for each condition. We set the value in the `ELSE` block to be the original value in case no condition is met.

**INSERT.** `INSERT` statements with `VALUES` keyword can insert multiple rows separated by commas. If there are multiple `INSERT` statements that can be merged, we concatenate them into one statement with all value lists appended.

To measure the potential benefits of intra-transaction merging, we perform a microbenchmark evaluation. It creates a table with one million rows for `SELECT/UPDATE` and 15 million rows for `DELETE` (we need larger number of rows for `DELETE` since `DELETE` reduces the number of rows during the experiments), and each row has two columns: `id` and `value`. In the original version, each transaction executes a batch size of

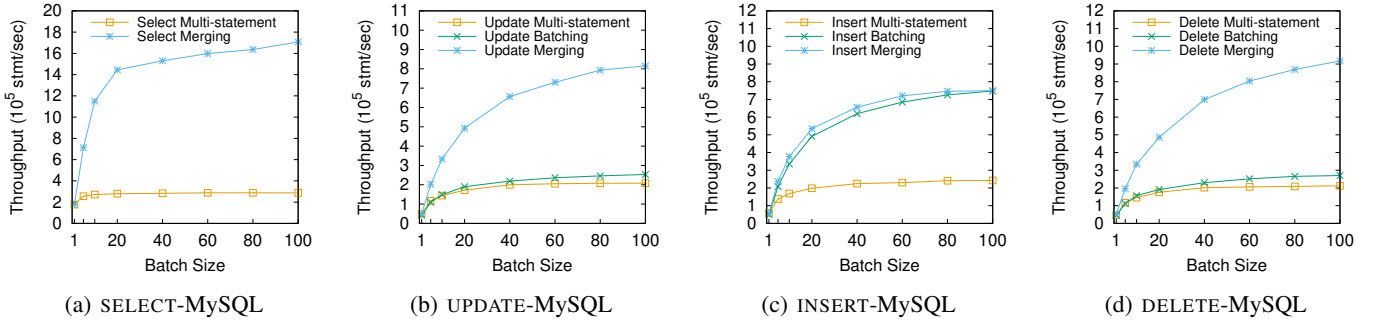


Fig. 1: Throughput of the micro-benchmark on MySQL.

statements of the same type (i.e., SELECT, INSERT, UPDATE, or DELETE), each statement operating on a random single row using the primary key (id). We use the following for each statement: 1. SELECT VALUE FROM TABLE WHERE ID = ?; 2. INSERT INTO TABLE (ID, VALUE) VALUES (?, ?); 3. UPDATE TABLE SET VALUE = ? WHERE ID = ?; 4. DELETE FROM TABLE WHERE ID = ?. We measure the throughput of the original version in terms of the number of statements per second. For INSERT, UPDATE, or DELETE, we also measure the throughput with JDBC batching.

Then our approach merges all statements in each transaction into a single merged statement, using the method described above. For a fair comparison with the original version, we report the throughput of the merged version as transactions per second times the number of statements to be merged per transaction. The hardware and software configurations of these experiments can be found in Section V.

Figure 1 compares the throughput of original and merged versions on MySQL. As shown in this figure, MySQL can merge multiple INSERT statements into one, like our merging, but does not do much optimization for UPDATE and DELETE. Our merged version outperforms MySQL on SELECT, UPDATE, and DELETE, bringing up to 6.0X improvement. We have performed a similar measurement on PostgreSQL and found our version outperforms PostgreSQL on SELECT and UPDATE workloads, achieving up to 4.9X and 1.4X speed up respectively.

### B. Inter-transaction Merging

A middleware between the database clients and the database servers can potentially merge transactions of the same type from different clients. This approach brings both benefits and challenges.

On the benefit side, first, inter-transaction merging brings more opportunities for merging. A single transaction only has a limited number of statements for merging, but when considering transactions of the same type from different clients, the number of statements that can be merged increases significantly.

Furthermore, when different transactions contend, which means they access the same rows, the contending statements can be merged more effectively than non-contending statements. For example, if two transactions from two customers

both want to purchase the same item, which means they both need to decrement the item count by one, the merged version can simply decrement the item count by two. In this way, two updates can be merged into one—this is even better than merged non-contending transaction, which still needs to update two rows. With this approach, we can turn contending transactions, which are typical challenges for database performance, into optimization opportunities that are more beneficial than non-contending transactions.

Finally, some transactions may perform the same checks (e.g., item is available) or read the same values (e.g., date or tax information). When merged, the merged version only needs to execute those operations once.

The potential improvement of these scenarios can be inferred from intra-transaction merging results (Figure 1). For example, assuming each original transaction updates a single row, its throughput will be equal to the (batch size=1) point of the original or batched line in the figure; assuming they are not contending and we can merge  $X$  of them, the throughput of the merged version will be equal to the (batch size= $X$ ) point of the merged line in the figure; assuming they are contending and we can merge  $X$  of them, the throughput will improve by  $X$  times.

Implementing inter-transaction merging, however, is more challenging than implementing intra-transaction merging, due to several reasons. First, transaction is the basic unit for atomicity and isolation in a database system. Unlike intra-transaction merging, inter-transaction merging is breaking the boundary between transactions, which causes problems to isolation.

To address these problems, we have built a static analysis tool to help developers find merging opportunities without breaking isolation (Section IV-A). Furthermore, our experience is that re-writing code at the application level leveraging application-level knowledge and constraints can gain more improvement. For example, consider a transaction that first increments an ID by one and then uses the new ID to create an order so that different orders have different IDs. The “increment by one” statement is a typical contention point as multiple transactions may try to update the same value. However, we cannot simply merge multiple “increment by one” into a single “increment by  $n$ ”, since then multiple transactions

will use the same ID to create orders. The problem is caused by the fact that merging is breaking the isolation boundary of transactions: In the original transaction, one transaction can only see “increment by one” from itself, not from other transactions; in the merged version, the transaction can see the increments from all other transactions. On the other hand, at the application level, re-writing is pretty straightforward. A merged transaction can read the old ID value into a local variable (`old_id`), increment it by  $n$  in the database, and then use `old_id+1`, `old_id+2`, etc., to create each order. However, determining how to do this automatically probably would require complex analysis.

The second challenge is how to determine which transactions to merge. Our observation is that it is better to merge contending transactions, because doing so will have more improvement as discussed above as well as allowing different transactions to execute in parallel. In theory, leveraging this idea is not easy, as different transactions may contend in different ways and at multiple locations, and such information may not be available before a transaction is executed. The applications we use in this work, however, include easy-to-identify merge points, such as the warehouse district in TPC-C. This is probably because, when partitioning data in a distributed database, the database designer already tries to minimize cross-partition transactions in the first place. As a result, we can naturally try to merge transactions to the same partition. However, when necessary, it is possible to apply more sophisticated analysis to determine which transactions to merge (see Section VI).

### III. DESIGN AND IMPLEMENTATION

Figure 2 presents the design of TransactionMerger. As shown in this figure, TransactionMerger is a typical middleware between the database clients (e.g., web servers) and database servers. The developer needs to submit the code of the merged version to TransactionMerger. The database client will send RPCs to the Mergers in the middleware (e.g., `PURCHASE(ITEM=BOOK1,ITEM_COUNT=3)`). Each Merger will collect a number of RPCs, merge them, and execute the merged version submitted by the developer, which involves sending merged SQLs to the database server and dispatching the result back to the clients. Internally every Merger can have multiple threads to maximize performance.

As discussed in Section II-B, it’s better to merge transactions with certain properties. To maximize the chance of merging, TransactionMerger incorporates Partitioners at different locations to ensure transactions that may be merged can go to the same thread. For example, in TPC-C, it’s a natural idea to merge transactions to the same warehouse district. Then the client-side Partitioner may apply policies like transactions to warehouses 1-10 go to Merger 1, transactions to warehouses 11-20 go to Merger 2, and so on. Similarly, Merger 1’s Partitioner may apply policies like transactions to warehouses 1-2 go to thread 1, transactions to warehouses 3-4 go to thread 2, and so on. Finally, each thread’s Partitioner partitions transactions based on their warehouse districts.

Alternatively, a client can also send SQL transactions directly to the server. This allows a developer to incrementally merge a subset of transactions in TransactionMerger.

TransactionMerger’s design follows two principles to achieve fault tolerance, scalability, and performance.

**Keep Mergers stateless.** A service is stateless if it does not need to keep any persistent data for it to function properly. A stateless service has multiple benefits for simplicity of design: If a service instance fails, we just need to create a new blank instance, which means we do not need to pay the cost of replication, etc.; a client can connect to any service instance, which simplifies load balancing, as we can freely migrate clients across different service instances; if the service experiences an increase of traffic, the service can add blank instances for scaling.

To keep Mergers stateless, TransactionMerger still relies on the database backend to achieve atomicity, isolation, durability, etc. As a result, a Merger does not need to maintain data for mechanisms like redo logs, concurrency control, etc., which significantly simplifies its design. If a Merger fails for any reason, instead of trying to resume its unfinished transactions, which would require the Merger to replicate its intermediate states, TransactionMerger can always abort these unfinished transactions and ask the clients to retry. Of course aborting and retrying incur additional overhead, but since Merger failures should be rare, such overhead should be negligible compared to the cost of replicating intermediate states.

The most challenging case is when a Merger finishes a merged transaction successfully, but fails before dispatching the results to the clients. However, we observe this case is no different from the case that a client sends a direct transaction to the database server, the server finishes it, and the client fails to receive the result either due to network problems or due to client failure. In other words, the client application should already have logics to handle this case, no matter whether it uses TransactionMerger or not. In practice, we observe a common solution is to maintain a flag or timestamp for each row, marking whether the row has been processed or which transaction has processed it.

**Support online re-configuration.** TransactionMerger may need to be re-configured for multiple reasons. First, as discussed above, if we add Mergers or remove Mergers, either for fault tolerance or for scalability reasons, then the policies of different Partitioners need to be updated. Second, the performance of transaction merging depends on parameters like the number of threads, the number of transactions to merge, and the merging policy (i.e., what transactions to merge). The optimal setting may depend on the traffic pattern. As traffic pattern can change over time, it would be better if TransactionMerger can change such settings at run time.

However, naively changing such settings may incur subtle synchronization problems. Using the prior TPC-C example, suppose Merger 1 initially was assigned warehouses 1-10, and then due to load balancing, we need to change the policy to send transactions of warehouses 1-20 to Merger 1. In

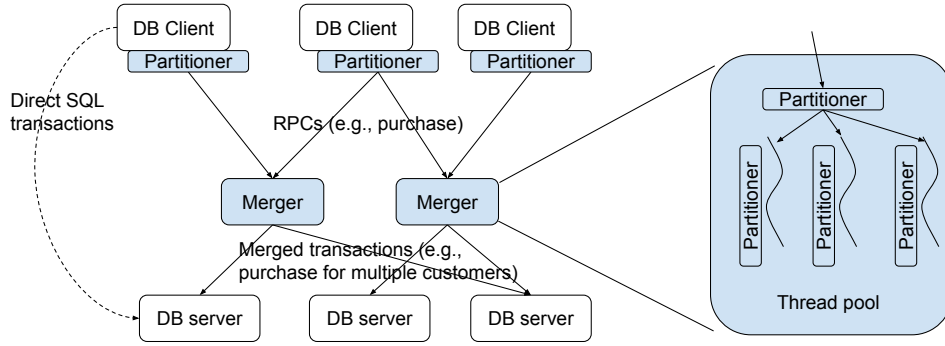


Fig. 2: Design of TransactionMerger

this case, both the client-side Partitioner and the Merger-side Partitioner need to update their policies. If not carefully handled, the inconsistency between different Partitioners may cause trouble. One solution is to implement atomic update of multiple Partitioners, but this is complicated and can introduce a significant overhead.

To support online re-configuration, our design principle is that the correctness of the system should not depend on the consistency across different Partitioners. In other words, every Partitioner should be able to handle every transaction, instead of assuming that it only needs to handle a subset due to the policy of the higher-level Partitioner. Using the prior TPC-C example, following this principle, thread-side Partitioner should be able to partition transactions from any warehouse; Merger-side Partitioner should have a backup plan for transactions that it is not supposed to handle (e.g., transactions from warehouses larger than 10 should go to thread X). Using this strategy, the correctness of the system will not depend on the partitioning policy. As a result, different partitioners can be updated asynchronously; the temporary inconsistency between Partitioners may hurt performance, but not correctness.

With the support of online re-configuration, we have implemented a Bayesian Optimization (BO) method to tune the number of threads and the number of transactions to merge at run time. Such method is widely used in system configuration tuning [14]–[17]. To be specific, we employ a Gaussian Process Regressor (GPR) to model the relationship between configurations and their corresponding throughput. Starting with an initial set of random configurations, we measure the throughput of the system and train the GPR model. BO then iteratively selects new optimal configurations, retraining the GPR with new configurations. This loop continues until throughput improvements stabilize or a predefined iteration limit is reached, enabling TransactionMerger to autonomously converge on high-performance configurations efficiently.

**Implementation.** We implement Merger using the gRPC framework [18], exposing every transaction type as an RPC method. A Merger also includes a number of worker threads to merge transactions, each associated with an incoming queue. When a gRPC thread receives an RPC request, it will determine which worker thread to send this request to using the

Merger-side Partitioner, and then enqueue the request to the corresponding queue of that worker thread. Each worker thread will repeatedly pull requests from its own queue, partition them using the thread-side Partitioner, merge transactions in the same partition, and send the merged version to the database. The number of worker threads and the number of transactions to merge can be configured at run time through another RPC method that allows tuning of these parameters from client side. A thread stops merging either when it has already merged sufficient number of transactions or when a timeout occurs.

We implement the BO method in Python, by leveraging scikit-learn’s GaussianProcessRegressor with an RBF + WhiteKernel kernel [19], where RBF captures non-linear relationships and WhiteKernel accounts for noise. BO via scikit-optimize’s gp\_minimize [20] explores a discrete parameter space, guided by the GPR’s predictions. We also use a gRPC server to integrate the re-configuration part with the TransactionMerger.

#### IV. CASE STUDY

In this section, we first present our methodology to find merging opportunities and then present our experience of implementing intra and inter-transaction merging in two applications: TPC-C and Spree. TPC-C is a widely used benchmark for evaluating online transaction processing (OLTP) systems, and Spree is an open-source online shopping application. We first describe the original transactions in two applications and then show how we re-write them to implement intra and inter-transaction merging.

##### A. Static Analysis to Find Merging opportunities

The key idea of this work is to merge structurally similar statements from multiple instances of the same transaction. However, this may cause a violation of isolation between these instances. Intuitively, given two instances of the same transaction with statements  $\{S_1^1, S_2^1, \dots, S_n^1\}$  and  $\{S_1^2, S_2^2, \dots, S_n^2\}$ , we want to know that whether a serial execution of their statements  $\{S_1^1, S_2^1, \dots, S_n^1, S_1^2, S_2^2, \dots, S_n^2\}$  is equivalent to a re-ordered execution  $\{S_1^1, S_1^2, S_2^1, S_2^2, \dots, S_n^1, S_n^2\}$ . If yes, we can apply the re-ordered execution and create a merged execution  $\{S_1^1 + S_1^2, S_2^1 + S_2^2, \dots, S_n^1 + S_n^2\}$  (“+” indicates merging).

However, the answer is not always yes. Suppose  $S_1^1$  updates a value read by  $S_1^2$ , then the above re-ordering will cause  $S_1^2$  to get a value different from that in the serial execution, violating isolation.

To systematically identify merging opportunities without violating isolation, our key idea is to divide a transaction's statements into multiple groups, so that conflicts (i.e., access the same row and at least one access is a write) only exist within a group but do not exist across groups. Then we can re-order groups as discussed above without violating isolation. In the above example, suppose  $S_1$  and  $S_2$  have a conflict, but other statements do not have any conflicts, we will divide the transaction into  $\{G_1, S_3, \dots, S_n\}$  in which  $G_1$  includes  $S_1$  and  $S_2$ . Then for two instances of the same transaction, we will re-order its execution into  $\{G_1^1, G_1^2, S_3^1, S_3^2, \dots, S_n^1, S_n^2\}$ . The correctness of this re-ordering can be proved easily using the theory of serialization graph: In the dependency graph corresponding to the re-ordered execution, there can only be conflict edges from  $T_1$  to  $T_2$ , because a group can only conflict with itself and we always place  $T_1$ 's group before  $T_2$ 's group of the same position.

To identify such groups, our algorithm is to start by creating a group for each statement and then merge groups: If two groups have a conflict or have an overlap, we merge these two groups and any groups between them. We repeat this till no further merging is applicable.

In the re-ordered execution, if a group contains a single statement, we can merge corresponding groups with the techniques discussed in this paper. Otherwise, we either need to execute corresponding groups sequentially or have to re-write application logic to make merging possible. In the above example, this step creates an execution  $\{G_1^1, G_1^2, S_3^1 + S_3^2, \dots, S_n^1 + S_n^2\}$ .

Our current implementation relies on the developer to provide statement information, including which columns the statement reads or writes. Then our algorithm detects conflict with the criteria that two statements access the same column with at least one write. There are a few exceptions: First, if one statement inserts a new row and another one queries an existing row, we do not consider them as a conflict. Second, if a developer is sure that two transactions use different primary keys as the condition for some statements, those statements will not be considered for grouping, even if they touch the same column, since they will not create any dependencies across transactions.

## B. TPC-C

TPC-C models a wholesale supplier environment and defines five transaction types, each simulating real-world business operations by specific SQL statements. We implement our merged transactions based on an open-source tool Benchbase [21] that implements TPC-C. Below transactions are part of Benchbase TPC-C workload.

**NEW-ORDER** transaction simulates a customer placing a new order into the system. It involves retrieving customer data,

fetching and updating fields related to the district's order numbering, inserting rows for the new order and order table, and then, for each item in the order, fetching item and stock details, updating stock information, and inserting corresponding order line records.

We merge NEW-ORDER transactions to the same warehouse district. As shown in Figure 3, the original version takes one customer as the input and the merged version can take multiple customers as the input. Our static analyzer creates one group for lines 3-4 and one group for lines 8-10 and our investigation shows that, by re-writing application logic, we can still perform merging within these two groups. Next, we explain how we perform the merging and its potential benefit line by line:

- Line 1 of the original version retrieves discount and credit information for one customer. Line 1 of the merged version retrieves such information for multiple customers using the SELECT IN semantics as discussed in Section II-A.
- Lines 2 of the original version retrieve the tax information for future processing. The merged version only needs to do this once since the tax information is the same for all customers.
- Lines 3-4 read the next order ID (next\_o\_id) and then increment it by one. These two lines obviously conflict so our static analyzer groups them. However, instead of executing these groups sequentially, we find that we can re-write their logic to create more merging opportunity. Concretely, line 3 of the merged version reads next\_o\_id only once, but it creates an array [next\_o\_id, next\_o\_id+1, ..., next\_o\_id+n] (used in lines 5-6) to mimic the replies that it would receive during the sequential execution; line 4 of the merged version increments next\_o\_id by the number of customers. Such a re-write creates an execution equivalent to the serial execution but is more efficient. In the original version, line 4 is a contention point as all customers need to update this value. In the merged version, however, line 4 becomes an optimization opportunity as contending updates can be aggregated before executed by the database, as explained in Section II-B. This is one example of modifications that are quite straightforward at the application side but are probably hard to be automated at the database side.
- Lines 5-6 of the original version insert one open order (oorder) and one new\_order for the customer. Lines 5-6 of the merged version insert multiple orders, one for each customer, using the merged INSERT statement. Note that these two lines use the mimic next\_o\_id array created in lines 3-4.
- Lines 7-10 of the original version execute a loop to insert an order\_line for each item and update the item count correspondingly. Lines 7-10 of the merged version use the merging semantics to replace the loop: Lines 7-8 use SELECT IN semantics to retrieve information for multiple items; line 9 inserts multiple items into order\_line with the merged INSERT statement; line 10 updates the information of multiple items using the UPDATE CASE WHEN statement.



---

```

Input: warehouse id (w_id), district id (d_id),
      customer id (c_id), array of item id (item_ids),
      array of supplier w_id (supplier_w_ids),
      array of quantity (quantities)
-- fetch customer data
1 SELECT c_discount,... FROM customer
  WHERE c_w_id = ? AND c_d_id = ? AND c_id = ?;
-- fetch warehouse data
2 SELECT w_tax FROM warehouse WHERE w_id = ?;
-- fetch district d_next_o_id (@next_id) for update
3 SELECT d_next_o_id AS next_id, d_tax FROM district
  WHERE d_w_id = ? AND d_id = ? FOR UPDATE;
-- increment d_next_o_id by one
4 UPDATE district SET d_next_o_id = d_next_o_id + 1
  WHERE d_w_id = ? AND d_id = ?;
-- insert order and new_order record
5 INSERT INTO oorder (o_id, o_w_id, o_d_id,...)
  VALUES (@next_id,?,?,...);
6 INSERT INTO new_order (no_o_id, no_w_id, no_d_id)
  VALUES (@next_id,?,?);
-- execute for each order_line item
for each order_line item:
  -- fetch item data
  7 SELECT i_price, i_name, i_data FROM item
    WHERE i_id = ?;
  -- fetch stock data
  8 SELECT s_quantity,... FROM stock
    WHERE s_w_id = ? AND s_i_id = ? FOR UPDATE;
  -- insert order_line record
  9 INSERT INTO order_line
    (ol_w_id, ol_d_id, ol_o_id,...)
    VALUES (?,?,?,...);
  -- update stock
  10 UPDATE stock SET
    s_quantity = ?,
    s_ytd = s_ytd + ?,
    s_order_cnt = s_order_cnt + 1,
    s_remote_cnt = s_remote_cnt + ?
    WHERE s_w_id = ? AND s_i_id = ?;

```

---

(a) Original version.

---

```

Input: w_id, d_id, array of customer id (c_ids),
      item_ids, supplier_w_ids, quantities
-- fetch all customer data
1 SELECT c_id, c_discount,... FROM customer
  WHERE c_w_id = ? AND c_d_id = ? AND c_id IN (?,...);
-- fetch warehouse data for all customers
2 SELECT w_tax FROM warehouse WHERE w_id = ?;
-- fetch district d_next_o_id (@next_id) for update
3 SELECT d_next_o_id AS next_id, d_tax FROM district
  WHERE d_w_id = ? AND d_id = ? FOR UPDATE;
-- increment d_next_o_id by the number of customers (@n)
4 UPDATE district SET d_next_o_id = d_next_o_id + @n
  WHERE d_w_id = ? AND d_id = ?;
-- insert all order and new_order records
5 INSERT INTO oorder (o_id, o_w_id, o_d_id,...)
  VALUES (@next_id,?,?,...), (@next_id+1,?,?,...),...;
6 INSERT INTO new_order (no_o_id, no_w_id, no_d_id)
  VALUES (@next_id,?,?), (@next_id+1,?,?,...);
-- execute for all order_line items once
-- fetch all item data
7 SELECT i_id, i_price, i_name, i_data FROM item
  WHERE i_id IN (?,...);
-- fetch all stock data
8 SELECT s_w_id, s_i_id, s_quantity,... FROM stock
  WHERE (s_w_id, s_i_id) IN ((?,?),...) FOR UPDATE;
-- insert all order_line records
9 INSERT INTO order_line (ol_w_id, ol_d_id, ol_o_id,...)
  VALUES (?,?,?,...),...;
-- update all stock
10 UPDATE stock SET
  s_quantity = CASE WHEN s_w_id = ? AND s_i_id = ?
    THEN ? ... ELSE s_quantity END,
  s_ytd = CASE WHEN s_w_id = ? AND s_i_id = ?
    THEN s_ytd + ? ... ELSE s_ytd END,
  s_order_cnt = CASE WHEN s_w_id = ? AND s_i_id = ?
    THEN s_order_cnt + 1 ... ELSE s_order_cnt END,
  s_remote_cnt = CASE WHEN s_w_id = ? AND s_i_id = ?
    THEN s_remote_cnt + ? ... ELSE s_remote_cnt END
  WHERE (s_w_id, s_i_id) IN ((?,?),...);

```

---

(b) Merged version.

Fig. 3: TPC-C New-Order Transaction.

Our static analyzer reports a group with lines 8-10 since line 8 and line 10 both access stock quantity. However, we find re-ordering is fine: In the original version, the logic is that each transaction reads the current stock quantity and increments it by a certain amount; in the merged version, the logic is that the merged transaction reads the current stock quantity and increments by the aggregated amount. These two versions create an equivalent execution. Note that this is another contention point in the original version.

In the merged version, lines 1-6 are effective for inter-transaction merging, and lines 7-10 are effective for both inter- and intra-transaction merging.

**PAYMENT** transaction processes a payment for an order. It identifies the specific warehouse and district where the payment is processed and the customer information who is making the payment. Then, it updates the sales statistics associated with the relevant warehouse and district to account for the payment at. In addition, it updates the customer related fields to reflect the payment. Finally, it inserts a history record of the payment transaction into the history table.

Figure 4 shows how we merge the **PAYMENT** transactions to the same warehouse district. Our static analyzer reports lines

6-8 as a group since they involve “if” statements and thus cannot be automatically separated, but again, we find ways to re-write them to create more opportunities for merging.

- Line 1 and line 3 of the original version increments the warehouse and district year-to-date balance by the value in the order. Line 1 and line 3 of the merged version increments this balance by the total values of all orders processed by the merged version. As transactions to the same warehouse and district need to update these same values, they are contention points in the original version, and again, are turned into optimization points in the merged version.
- Line 2 and line 4 of the original version retrieve the warehouse and district information. Line 2 and line 4 of the merged version do the same once, as the information will be shared by different orders.
- Line 5 of the original version retrieves information of the customer. Line 5 of the merged version retrieves information of multiple customers using the **SELECT IN** statement.
- Lines 6-8 of the original version handle two types of customers in different ways. To allow merging, the merged version first separates customers into two groups, each corresponding to one type (the pseudo code before line

---

```

Input: w_id, d_id, c_id,
       customer payment amount (payment_amount),
       customer warehouse id (c_w_id),
       customer district id (c_d_id)
-- update warehouse w_ytd with payment amount
1 UPDATE warehouse SET w_ytd = w_ytd + ?
  WHERE w_id = ?;
-- fetch warehouse data
2 SELECT w_street_1,... FROM warehouse WHERE w_id = ?;
-- update district d_ytd with payment amount
3 UPDATE district SET d_ytd = d_ytd + ?
  WHERE d_w_id = ? AND d_id = ?;
-- fetch district data
4 SELECT d_street_1,... FROM district
  WHERE d_w_id = ? AND d_id = ?;
-- for simplicity, we only show fetch customer by id
5 SELECT c_credit,... FROM customer
  WHERE c_w_id = ? AND c_d_id = ? AND c_id = ?;

-- for bad credit customer, fetch c_data and update
if c_credit == "BC":
  -- fetch customer c_data and update
  6 SELECT c_data FROM customer
    WHERE c_w_id = ? AND c_d_id = ? AND c_id = ?;
  7 UPDATE customer SET
    c_balance = ?,
    c_data = ?,...
    WHERE c_w_id = ? AND c_d_id = ? AND c_id = ?;

-- for good credit customer, update customer balance
else:
  8 UPDATE customer SET
    c_balance = ?,...
    WHERE c_w_id = ? AND c_d_id = ? AND c_id = ?;

-- insert history record
9 INSERT INTO history (...) VALUES (...);

```

---

(a) Original version.

---

```

Input: w_id, d_id, c_ids,
       array of payment amount (payment_amounts),
       array of c_w_id (c_w_ids),
       array of c_d_id (c_d_ids)
-- update warehouse w_ytd with aggregated total payment
1 UPDATE warehouse SET w_ytd = w_ytd + @total
  WHERE w_id = ?;
-- fetch warehouse data
2 SELECT w_street_1,... FROM warehouse WHERE w_id = ?;
-- update district d_ytd with aggregated total payment
3 UPDATE district SET d_ytd = d_ytd + @total
  WHERE d_w_id = ? AND d_id = ?;
-- fetch district data
4 SELECT d_street_1,... FROM district
  WHERE d_w_id = ? AND d_id = ?;
-- fetch all customer data
5 SELECT c_w_id, c_d_id, c_id,c_credit,... FROM customer
  WHERE (c_w_id, c_d_id, c_id) IN ((?,?,?),...);
-- separate customers into two groups
for each customer c:
  if c.c_credit == "BC": bc_customers.add(c);
  else: gc_customers.add(c);
if bc_customers is not empty:
  -- fetch c_data for bad credit customers and update
  6 SELECT c_w_id, c_d_id, c_id, c_data FROM customer
    WHERE (c_w_id, c_d_id, c_id) IN ((?,?,?),...);
  7 UPDATE customer SET
    c_balance = CASE WHEN c_w_id = ? AND c_d_id = ?
      AND c_id = ? THEN ? ... ELSE c_balance END,
    c_data = CASE WHEN c_w_id = ? AND c_d_id = ?
      AND c_id = ? THEN ? ... ELSE c_data END, ...
    WHERE (c_w_id, c_d_id, c_id) IN ((?,?,?),...);
if gc_customers is not empty:
  -- update for good credit customers
  8 UPDATE customer SET
    c_balance = CASE WHEN c_w_id = ? AND c_d_id = ?
      AND c_id = ? THEN ? ... ELSE c_balance END, ...
    WHERE (c_w_id, c_d_id, c_id) IN ((?,?,?),...);
-- insert all history records
9 INSERT INTO history (...) VALUES (...),...;

```

---

(b) Merged version.

Fig. 4: TPC-C Payment Transaction.

6). Then within each group, the merged version can apply merging, with SELECT IN statement and UPDATE CASE WHEN statements. This is another example of places we need to tune application logic to a small extent.

- Line 9 of the original version inserts a record into the history table. Line 9 of the merged version inserts multiple records with the merged INSERT statement.

We apply merging to the DELIVERY transaction as well, but since the pattern to merge its statements is not much different from that of NEW-ORDER and PAYMENT, we do not present its details here. The other two types of transactions, ORDER-STATUS and STOCK-LEVEL, are typically not performance bottlenecks, so we do not apply merging to them.

### C. Spree

Spree Commerce [22] is an open-source e-commerce platform built with Ruby on Rails. The platform offers a comprehensive set of features to build an online store, involving management for products, orders, customers, as well as cart functionality and more. This platform is popular in the real world and is being used by thousands of businesses around the world, among them brands such as GoDaddy, Bookshop.com, KFC, Mitchells, etc [13].

We deploy a Spree website on our machine and simulate a customer behavior to check which Spree transactions are triggered. Following this simulation, we implement merging for two transactions: NEW-ORDER, ADD-ITEM, and UPDATE-STOCK, since these three are probably the most frequently used transactions. Since NEW-ORDER and UPDATE-STOCK are relatively simple, we only present ADD-ITEM here.

**ADD-ITEM** transaction adds a new item to an existing order in the Spree application. It retrieves pricing, product details, tax category data, and available stock; then it inserts a new line item record; re-calculates totals for the order; and finally updates the order's summary fields. Our static analyzer reports a group involving lines 2 and 7 and one involving lines 10-11. We find the first group is caused by a false conflict, as line 2 checks the existence of a row and line 7 updates a column of the row and thus they do not really conflict. For the second group, we find it is fine to re-order its statements.

- Lines 1-5 of the original version fetch prices for the item, the line item details if exists, tax category details, product details, and item stock inventory of all locations. Lines 1-5 of the merged version fetch such information for multiple items using the SELECT IN statement. Note that for line 5, since the statement calculates the sum, it's not easy to split



---

```

Input: order_id, variant_id, currency,
       tax_category_id, quantity
-- fetch price for the item
1 SELECT * FROM spree_prices WHERE deleted_at IS NULL
  AND currency = ? AND variant_id = ? LIMIT 1;
-- check for line item existence
2 SELECT * FROM spree_line_items
  WHERE order_id = ? AND variant_id = ?
  ORDER BY created_at ASC LIMIT 1;
-- fetch tax category details
3 SELECT * FROM spree_tax_categories
  WHERE deleted_at IS NULL AND id = ? LIMIT 1;
-- fetch product details
4 SELECT * FROM spree_products
  WHERE id = ? LIMIT 1;
-- fetch the stock inventory
5 SELECT SUM(count_on_hand) FROM spree_stock_items
  INNER JOIN spree_stock_locations
    ON spree_stock_locations.deleted_at IS NULL
     AND spree_stock_locations.id =
        spree_stock_items.stock_location_id
  WHERE spree_stock_items.deleted_at IS NULL
     AND spree_stock_locations.deleted_at IS NULL
     AND spree_stock_locations.active = 1
     AND variant_id = ?;
-- insert the line item record
6 INSERT INTO spree_line_items (variant_id, order_id,
  quantity, price, created_at, updated_at, currency)
  VALUES (?, ?, ?, ?, ?, ?, ?);
-- update the line item record
7 UPDATE spree_line_items SET pre_tax_amount = ?
  WHERE id = ?;
-- fetch total quantity of the order
8 SELECT SUM(quantity) FROM spree_line_items
  WHERE order_id = ?;
-- fetch total price of the order
9 SELECT SUM(price * quantity)
  FROM spree_line_items
  WHERE order_id = ?;
-- update order record
10 UPDATE spree_orders SET
  item_total = ?,
  item_count = ?,
  total = ?,
  updated_at = ?
  WHERE id = ?;
-- ensure the updated_at timestamp is refreshed
11 UPDATE spree_orders SET updated_at = ?
  WHERE id = ?;

```

---

(a) Original version.

---

```

Input: order_ids, variant_ids, currencies,
       tax_category_ids, quantities
-- fetch prices for all items
1 SELECT * FROM spree_prices WHERE deleted_at IS NULL
  AND currency = ? AND variant_id IN (?,...);
-- check for line item existence
2 SELECT * FROM spree_line_items
  WHERE (order_id, variant_id) IN ((?,?),...);
-- fetch tax category details
3 SELECT * FROM spree_tax_categories
  WHERE deleted_at IS NULL AND id IN (?,...);
-- fetch product details
4 SELECT * FROM spree_products WHERE id IN (?,...);
-- fetch stock inventory for all items
5 SELECT variant_id, SUM(count_on_hand) FROM
  spree_stock_items INNER JOIN spree_stock_locations
    ON spree_stock_locations.deleted_at IS NULL
     AND spree_stock_locations.id =
        spree_stock_items.stock_location_id
  WHERE spree_stock_items.deleted_at IS NULL
     AND spree_stock_locations.deleted_at IS NULL
     AND spree_stock_locations.active = 1
     AND variant_id IN (?,...)
  GROUP BY variant_id;
-- insert all line item records
6 INSERT INTO spree_line_items (variant_id, order_id,
  quantity, price, created_at, updated_at, currency)
  VALUES ((?, ?, ?, ?, ?, ?, ?),...);
-- update all line item records
7 UPDATE spree_line_items SET pre_tax_amount =
  CASE WHEN id = ? THEN ? ... ELSE pre_tax_amount END
  WHERE id IN (?,...);
-- fetch total quantity of all orders
8 SELECT order_id, SUM(quantity) FROM spree_line_items
  WHERE order_id IN (?,...) GROUP BY order_id;
-- fetch total price of all orders
9 SELECT order_id, SUM(price * quantity)
  FROM spree_line_items
  WHERE order_id IN (?,...) GROUP BY order_id;
-- update all order records
10 UPDATE spree_orders SET
  item_total = CASE WHEN id = ? THEN ? ...
    ELSE item_total END,
  item_count = CASE WHEN id = ? THEN ? ...
    ELSE item_count END,
  total = CASE WHEN id = ? THEN ? ... ELSE total END,
  updated_at = ? WHERE id IN (?,...);
11 UPDATE spree_orders SET updated_at = ?
  WHERE id IN (?,...);

```

---

(b) Merged version.

Fig. 5: Spree Add-Item Transaction.

the sum in the merged version. To address this problem, the merged version applies the GROUP BY clause to let the database separate the results automatically.

- Line 6 of the original version inserts a record for one item. Line 6 of the merged version inserts multiple records using the merged INSERT statement.
- Line 7 of the original version sets the pre-tax value of the item using the UPDATE statement. Line 7 of the merged version sets this value for multiple items using the UPDATE CASE WHEN statement.
- Lines 8 and 9 of the original version compute the total number of items and the total price of an order. Lines 8 and 9 of the merged version compute these values for multiple orders using the SELECT IN statement. Again, to separate the results automatically, it applies the GROUP BY clause.
- Lines 10 and 11 of the original version update the order information based on the above computation. Lines 10 and

11 of the merged version update multiple orders. Note that while line 10 uses UPDATE CASE WHEN, line 11 can use simple UPDATE since it sets all rows to the same value (i.e., timestamp). These two lines create a group in our static analysis since they both update the “update\_at” column, but reordering them has no visible effects.

Spree is different from TPC-C in a few ways, though they both target online shopping scenarios. First, Spree does not have the concept of warehouse or district, and thus there is no obvious way to partition transactions. Our implementation does not apply any specific partitioner. Second, Spree does not have much intra-transaction merging opportunity, since its ADD-ITEM transaction only adds a single item.

#### D. Summary

As shown in these cases studies, merging can bring performance benefits in three ways in practice. First, sometimes

multiple transactions will retrieve the same information, and when merged, the merged transaction only needs to retrieve such information once. Second, sometimes multiple transactions try to update the same value, causing contention. And by aggregating such updates before applying them to the database, the merged version turns the contention point into an optimization point. Finally, merging similar statements with specific SQL semantics is also possible.

The effort to implement the merged version is admittedly non-trivial, but is manageable for two reasons. First, we can implement merging incrementally, for a subset of transactions and for a subset of statements within one transaction. This allows us to focus on performance-critical transactions and statements. We measure the effects of such incremental merging on TPC-C in Section V. Second, the implementation does not require a high-level re-design of the application but requires mostly local adjustment to individual statements and these local adjustments often follow a few common patterns. Therefore, we argue that application-side transaction merging provides a feasible approach for performance improvement, especially when database-side optimizations are either insufficient or unavailable.

## V. EVALUATION

We evaluate TransactionMerger using TPC-C and Spree workloads as discussed above. We use one machine to run MySQL server, one machine to run Merger, and one machine to run clients. We run our experiments on CloudLab [23], using c220g5 machines. Each machine is equipped with two Intel Xeon Silver 4114 10-core CPUs (20 virtual cores with hyperthreading), 192 GB of RAM, and one Intel DC S3500 480 GB 6G SATA SSD. The machines are interconnected by a Dual-port Intel X520-DA2 10Gb NIC. We run MySQL server version 8.0.38 and configure it with 8 GB buffer pool size and 4 GB redo log capacity.

**TPC-C throughput.** For TPC-C, we use the standard data and workload generator from Benchbase [21]. We tune the number of worker threads and the number of transactions to merge, and report the maximal throughput here. We run each experiment three times and report the average number.

Figure 6a and Figure 6b measure four settings: the original version with JDBC batching enabled (Original), the version with intra-transaction merging on the client side (Intra-Tx Merge NoRPC), the version with the Merger to perform only intra-transaction merging (Intra-Tx Merge RPC) to measure the overhead of Merger; the full TransactionMerger version with both intra- and inter-transaction merging on the Merger (Full-Tx Merge RPC).

If we run only the NEW-ORDER transaction (Figure 6a), then intra-transaction merging alone can already provide a significant improvement. This is because the NEW-ORDER transaction has a number of INSERT and UPDATE statements that can be merged to improve performance (see Figure 3). Note that this improvement can be achieved even without Merger.

The further improvement with inter-transaction merging depends on the setting. With one warehouse, the improvement is not significant. The reason is that two NEW-ORDER transactions have two potential contention points: one is to update the per-district next order ID (`d_next_o_id`) and the other is to update the per-warehouse item stock. The first contention will happen when two transactions are to the same district and the second contention will happen when two transactions purchase the same item. Since TPC-C uses a skewed distribution to determine items to purchase, the second is likely to happen.

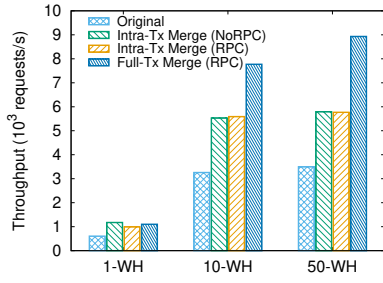
While our approach to partition transactions based on their warehouse districts can turn the first contention point into an optimization point, it does not address the second contention point, as transactions from different districts may purchase the same item. As a result, with only one warehouse, the bottleneck is the second contention point and thus the improvement is limited. With more warehouses, however, transactions to different warehouses can run in parallel.

These experiments demonstrate potential further improvement opportunities. In this particular example, we may partition transactions based on the tuple of (district, item), so that we can address two contentions points together. In general, we may need a generic algorithm to analyze contentions and partition transactions.

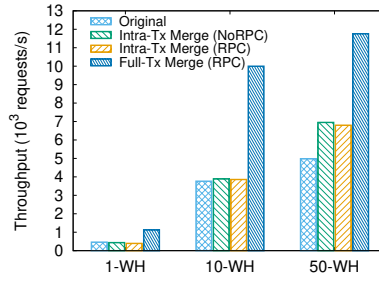
The result with all five types of transactions show a different pattern (Figure 6b). First, intra-transaction merging does not introduce a significant improvement except in the 50-warehouse case. This is because, in 1-warehouse and 10-warehouse experiments, the primary bottleneck is the contention in the PAYMENT transactions to update the year-to-date amount per warehouse (`w_ytd`), and intra-transaction merging cannot address contention problems. Note that this contention is more severe than those in the NEW-ORDER transaction, as PAYMENT's contention point is the per-warehouse `w_ytd` value, NEW-ORDER's contention point is the per-district `d_next_o_id` value, and each warehouse has 10 districts. With 50 warehouses, however, contention is less severe, and intra-transaction merging can gain its improvement. Second, inter-transaction merging can consistently improve throughput in all settings, for the same reason. Since contention in PAYMENT is the primary bottleneck and PAYMENT does not have multiple contention points like NEW-ORDER, it can always benefit from inter-transaction merging to address the contention. Even for the 50-warehouse case where contention is less severe, inter-transaction merging can still reduce the number of updates the database needs to execute.

In overall, TransactionMerger full version can improve throughput by 1.82X to 2.65X on TPC-C.

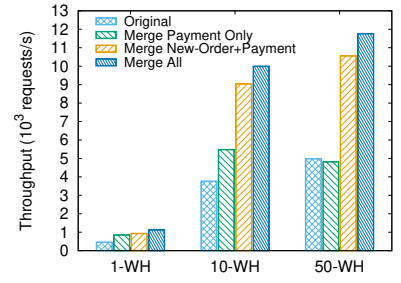
Figure 6c measures the effects of merging a subset of transactions (the full version merges NEW-ORDER, PAYMENT, and DELIVERY). As shown in the figure, merging PAYMENT only can get most of the benefit for the 1-warehouse case; merging NEW-ORDER only can get most of the benefit for the 50-warehouse case; for the 10-warehouse case, merging each brings improvement. These experiments show that a developer can apply merging incrementally to an application, starting



(a) Throughput of TPC-C NewOrder transaction.



(b) Throughput of TPC-C five transactions.



(c) Throughput of TPC-C merging a subset of transactions.

Fig. 6: Throughput of TPC-C on different settings.

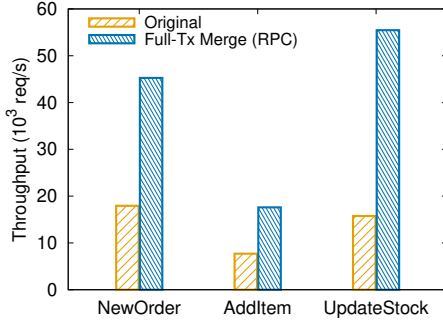


Fig. 7: Throughput of Spree.

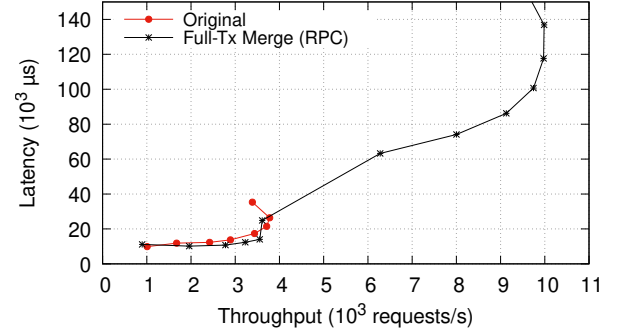


Fig. 8: Latency and throughput of TPC-C with 10 warehouses.

from performance-critical transactions.

**Spree throughput.** There is no standard data and workload generator for Spree, so we created one with our best effort. To be specific, before an experiment starts, we generate 30000 users, an order for each user, 100000 products, and a stock with all items. Each order contains 1 item from the stock. We also generate price, tax and stock location information using random values within a range. During the experiment, we run NEW-ORDER and ADD-ITEM transactions as discussed in Section IV-C and we generate their argument values using random values within a range.

Figure 7 shows the throughput of Spree. As discussed in Section IV, Spree does not have intra-transaction merging opportunity. Inter-transaction merging still provides a significant improvement, up to 3.52X.

**Impact on latency.** Since the middleware may add extra latency to transaction processing, Figure 8 measures the latency of processing TPC-C requests (all five types). As shown in this figure, the latency of TransactionMerger is larger than that of the original version only when throughput is low (i.e., under 1K requests per second). When throughput grows higher, TransactionMerger’s improvement, which helps to reduce queuing delay, can compensate for the extra latency introduced by the middleware.

Since TransactionMerger is designed to improve throughput, it should be applied when throughput is a concern. When throughput is low, the clients can always bypass Transaction-

TABLE I: Resource consumption vs throughput improvement in TPC-C. Throughput $\uparrow$  is defined as the maximal throughput with Merger over maximal throughput with only client-side intra-transaction merging. CPU $\uparrow$  is defined as (Merger CPU utilization + database CPU utilization) with TransactionMerger over database CPU utilization with client-side intra-transaction merging.

Setting	Throughput $\uparrow$	CPU $\uparrow$
1-WH	$\frac{1126}{438} = 2.57$	$\frac{200\%+400\%}{300\%} = 2.00$
10-WH	$\frac{9996}{3893} = 2.57$	$\frac{1400\%+2300\%}{1500\%} = 2.47$
50-WH	$\frac{11759}{6952} = 1.69$	$\frac{1600\%+3000\%}{2800\%} = 1.64$

Merger and make direct SQLs to the database (Figure 2). And with TransactionMerger’s support for online re-configuration, such settings can be dynamically adjusted at run time.

**Resource consumption of Merger.** In TransactionMerger, the Merger consumes additional resources (CPU being the major resource in our experiments), which brings the question whether TransactionMerger’s approach is worthwhile. In other words, can we add such additional resource to the database to gain more throughput, instead of using it for a Merger?

Table I shows some concrete data points. As shown in this table, for TransactionMerger, the throughput improvement is worth the additional CPU utilization. On the other hand, since the original version cannot fully utilize the available CPUs,

adding resource to the database side probably won't improve throughput much. This phenomenon is particularly obvious when contention is severe (e.g., 300% CPU utilization in 1-WH case, compared to 4000% maximal CPU utilization). In overall, TransactionMerger provides a flexible solution compared to adding resources to the database: TransactionMerger can bring improvement under low-contention and high-contention settings; due to the stateless nature of TransactionMerger, we can add or remove resource at any time; the support for online re-configuration allows TransactionMerger to adapt to the workload. Scaling the database side, however, often involves re-partitioning or migrating data, which is much more complicated and costly, and won't work well for the high-contention cases. In practice, we expect these two methods to be complementary.

**Adjusting to a dynamic workload.** To evaluate the effectiveness of TransactionMerger's online re-configuration, we test whether the Bayesian optimization can guide the system to an optimal configuration for TPC-C. We randomly set the number of transactions to merge from 1 to 10 and the number of threads from 1 to the number of total districts. We start from 20 random samples of configuration and run TransactionMerger under each sample for 30 seconds to measure the throughput. We use the 20 samples to train the GPR model, then use the BO to recommend an optimal configuration and retrain the model. We repeat the optimization process until convergence, which is defined as the configuration not changing and the expected throughput stabilizing. For 1-WH, 10-WH and 50-WH, the convergence takes 1, 4, and 2 iterations of optimization after the GPR is trained, respectively. Of course, a developer may apply her knowledge to narrow down the search space to accelerate this procedure.

## VI. RELATED WORK

**Application-side optimization.** A developer can optimize the performance of a database application in multiple ways. For example, OLTPShare [24] batches single-statement read-only transactions to improve throughput in high-load scenarios. Its follow-up work extends to multi-statement transactions with updates, but still merges only read operations and executes write normally [7]. The benefit of focusing on read-only statements is that these techniques can be applied automatically at the middle layer, without requiring changes to the application code. Marroquín et. al further applies this idea to queries in cloud-based query-as-a-service (QaaS) systems [25]. It adapts the relational operators to support batched execution, and expresses shared execution plan via SQL rewriting, using techniques like array operations and unnest operator in SQL constructs. It can automate the rewriting in simple cases but requires developers' effort for complex queries. Our work further explores the benefit of merging write operations, but requires changes to the application code.

For a contending workload, a common optimization is to split the contending item into multiple partitions. For example, if a hot item is on sale, querying and updating its item count

may become a contention bottleneck. We can split the item into several partitions, each holding a portion of the item count, and let customers go to a random partition. However, load balancing could become an issue since one partition may be sold out while others are still available. Our approach avoids the load balancing problem by still maintaining a single count but merging contending statements before they hit the database.

Other optimization techniques include but are not limited to rewriting a transaction to move contending statements to later positions when possible, splitting a transaction into multiple ones, etc [5], [6]. These techniques are largely orthogonal to our work.

**Database-side optimization.** There are a large number of works optimizing different aspects of a database, such as concurrency control [1], [2], [26]–[29], commit protocol [30], [31], replication [1], [4], [32], query planning [3], [33], [34], etc (this is an incomplete list as there are too many). The most relevant work we are aware of is SharedDB, which merges multiple queries into a global plan with shared operators, and processes them together, reducing redundant work [35]. Our work provides an alternative way to perform such optimizations at the application side. As discussed, application-side optimizations provide some unique opportunities that can hardly be automated at the database side.

**Algorithms to partition transactions.** To improve database performance, partitioning methods assign transactions to partitions for concurrent execution, minimize conflicts between partitions and thus reduce overhead for distributed transactions. Schism uses a graph-based min-cut partitioning algorithm to partition transactions and balance load, minimizes the number of cross-partition edges, i.e. distributed transactions [36]. Strife groups transactions at runtime into batches, analyzes conflicts via data access graph, and partitions them into conflict-free clusters and residuals [37]. Its partitioning algorithm operates in three steps: identify  $k$  hot data items (one per cluster), partition transactions into clusters or residuals, merge clusters to reduce residuals. Horticulture splits tables by frequently accessed columns via access graph, and assigns transactions to partitions using attribute parameters [38].

Our work proposes to merge contending transactions, when possible. In our experience with TPC-C, we find simple heuristic-based partitioning is enough in most cases. With more complex contentions, we anticipate that these algorithms can help TransactionMerger to determine merging strategy in a generic manner.

## VII. CONCLUSION

This paper shows that, by merging similar statements within and across transactions, we can improve the performance of database applications significantly without requiring changes to the database backend. The required effort is non-trivial but can be applied incrementally. As a result, transaction merging provides an alternative for improving database performance, especially when database-side optimizations are either inefficient or unavailable.

## REFERENCES

- [1] A. Thomson, T. Diamond, S.-C. Weng, K. Ren, P. Shao, and D. J. Abadi, “Calvin: Fast Distributed Transactions for Partitioned Database Systems,” in *Proceedings of the 2012 ACM SIGMOD International Conference on Management of Data*, ser. SIGMOD ’12. New York, NY, USA: ACM, 2012, pp. 1–12. [Online]. Available: <http://doi.acm.org/10.1145/2213836.2213838>
- [2] S. Tu, W. Zheng, E. Kohler, B. Liskov, and S. Madden, “Speedy Transactions in Multicore In-memory Databases,” in *Proceedings of the Twenty-Fourth ACM Symposium on Operating Systems Principles*, ser. SOSP ’13. New York, NY, USA: ACM, 2013, pp. 18–32. [Online]. Available: <http://doi.acm.org/10.1145/2517349.2522713>
- [3] V. Leis, A. Gubichev, A. Mirchev, P. Boncz, A. Kemper, and T. Neumann, “How good are query optimizers, really?” *Proceedings of the VLDB Endowment*, vol. 9, no. 3, pp. 204–215, 2015.
- [4] I. Zhang, N. K. Sharma, A. Szekeres, A. Krishnamurthy, and D. R. K. Ports, “Building consistent transactions with inconsistent replication,” ser. SOSP ’15. New York, NY, USA: Association for Computing Machinery, 2015, p. 263–278.
- [5] D. Shasha, F. Lirbat, E. Simon, and P. Valduriez, “Transaction chopping: algorithms and performance studies,” *ToDS*, 1995.
- [6] C. Xie, C. Su, C. Little, L. Alvisi, M. Kapritsos, and Y. Wang, “High-performance ACID via Modular Concurrency Control,” in *Proceedings of the 25th Symposium on Operating Systems Principles*, ser. SOSP ’15. New York, NY, USA: ACM, 2015, pp. 279–294. [Online]. Available: <http://doi.acm.org/10.1145/2815400.2815430>
- [7] R. Rehrmann, C. Binnig, A. Böhm, K. Kim, and W. Lehner, “Sharing opportunities for OLTP workloads in different isolation levels,” *Proc. VLDB Endow.*, vol. 13, no. 10, p. 1696–1708, Jun. 2020.
- [8] C. Cheng, M. Han, N. Xu, S. Blanas, M. D. Bond, and Y. Wang, “Developer’s responsibility or database’s responsibility? rethinking concurrency control in databases,” in *CIDR*, 2023.
- [9] C. Tang, Z. Wang, X. Zhang, Q. Yu, B. Zang, H. Guan, and H. Chen, “Ad hoc transactions in web applications: The good, the bad, and the ugly,” in *SIGMOD*, 2022.
- [10] “Statement (java platform se 8)-executebatch,” <https://docs.oracle.com/javase/8/docs/api/java/sql/Statement.html>.
- [11] Transaction Processing Performance Council, “The TPC-C home page,” <http://www.tpc.org/tpcc/>. [Online]. Available: \url{http://www.tpc.org/tpcc/}
- [12] R. Rehrmann, “Merging Queries in OLTP Workloads,” 2023.
- [13] “Spree Commerce Documentation,” <https://spreecommerce.org/docs/user/what-is-spreecommerce>, 2024.
- [14] O. Alipourfard, H. H. Liu, J. Chen, S. Venkataraman, M. Yu, and M. Zhang, “CherryPick: Adaptively unearthing the best cloud configurations for big data analytics,” in *14th USENIX Symposium on Networked Systems Design and Implementation (NSDI 17)*, Boston, MA, Mar. 2017, pp. 469–482.
- [15] B. Behzad, S. Byna, Prabhat, and M. Snir, “Optimizing I/O Performance of HPC Applications with Autotuning,” *ACM Trans. Parallel Comput.*, vol. 5, no. 4, Mar. 2019. [Online]. Available: <https://doi.org/10.1145/3309205>
- [16] M. Agarwal, D. Singhvi, P. Malakar, and S. Byna, “Active Learning-based Automatic Tuning and Prediction of Parallel I/O Performance,” in *2019 IEEE/ACM Fourth International Parallel Data Systems Workshop (PDSW)*, Nov. 2019, pp. 20–29.
- [17] N. Rajesh, K. Bateman, J. L. Bez, S. Byna, A. Kougkas, and X.-H. Sun, “TunIO: An AI-powered Framework for Optimizing HPC I/O,” in *2024 IEEE International Parallel and Distributed Processing Symposium (IPDPS)*. IEEE, pp. 494–505.
- [18] “gRPC,” <https://grpc.io/>.
- [19] “GaussianProcessRegressor with scikit-learn,” [https://scikit-learn.org/stable/modules/generated/sklearn.gaussian\\_process.GaussianProcessRegressor.html](https://scikit-learn.org/stable/modules/generated/sklearn.gaussian_process.GaussianProcessRegressor.html).
- [20] “Bayesian Optimization with skopt,” [https://scikit-optimize.github.io/stable/auto\\_examples/bayesian-optimization.html](https://scikit-optimize.github.io/stable/auto_examples/bayesian-optimization.html).
- [21] “Benchbase,” <https://github.com/cmu-db/benchbase>.
- [22] “Spree,” <https://github.com/spree/spree>.
- [23] “CloudLab,” <https://www.cloudlab.us>.
- [24] R. Rehrmann, C. Binnig, A. Böhm, K. Kim, W. Lehner, and A. Rizk, “OLTPshare: the case for sharing in OLTP workloads,” *Proc. VLDB Endow.*, vol. 11, no. 12, p. 1769–1780, Aug. 2018.
- [25] R. Marroquín, I. Müller, D. Makreshanski, and G. Alonso, “Pay one, get hundreds for free: Reducing cloud costs through shared query execution,” in *Proceedings of the ACM Symposium on Cloud Computing*, ser. SoCC ’18. New York, NY, USA: Association for Computing Machinery, 2018, p. 439–450.
- [26] X. Yu, A. Pavlo, D. Sanchez, and S. Devadas, “TicToc: Time Traveling Optimistic Concurrency Control,” in *Proceedings of the 2016 International Conference on Management of Data*, ser. SIGMOD ’16. New York, NY, USA: Association for Computing Machinery, 2016, p. 1629–1642.
- [27] S. Mu, L. Nelson, W. Lloyd, and J. Li, “Consolidating Concurrency Control and Consensus for Commits under Conflicts,” in *12th USENIX Symposium on Operating Systems Design and Implementation (OSDI 16)*. Savannah, GA: USENIX Association, 2016, pp. 517–532. [Online]. Available: <https://www.usenix.org/conference/osdi16/technical-sessions/presentation/mu>
- [28] B. Ding, L. Kot, and J. Gehrke, “Improving optimistic concurrency control through transaction batching and operation reordering,” *Proceedings of the VLDB Endowment*, vol. 12, no. 2, pp. 169–182, 2018.
- [29] Y. Lu, X. Yu, L. Cao, and S. Madden, “Aria: a fast and practical deterministic OLTP database,” *Proc. VLDB Endow.*, vol. 13, no. 12, p. 2047–2060, 2020.
- [30] S. Maiyya, F. Nawab, D. Agrawal, and A. E. Abbadi, “Unifying consensus and atomic commitment for effective cloud data management,” *Proceedings of the VLDB Endowment*, vol. 12, no. 5, pp. 611–623, 2019.
- [31] Y. Lu, X. Yu, L. Cao, and S. Madden, “Epoch-based commit and replication in distributed OLTP databases,” 2021.
- [32] M. Abebe, B. Glasbergen, and K. Daudjee, “Dynamast: Adaptive dynamic mastering for replicated systems,” in *2020 IEEE 36th international conference on data engineering (ICDE)*. IEEE, 2020, pp. 1381–1392.
- [33] R. Marcus, P. Negi, H. Mao, N. Tatbul, M. Alizadeh, and T. Kraska, “Bao: Making learned query optimization practical,” in *Proceedings of the 2021 International Conference on Management of Data*, 2021, pp. 1275–1288.
- [34] Y. Zhao, G. Cong, J. Shi, and C. Miao, “Queryformer: A tree transformer model for query plan representation,” *Proceedings of the VLDB Endowment*, vol. 15, no. 8, pp. 1658–1670, 2022.
- [35] G. Giannikis, G. Alonso, and D. Kossmann, “SharedDB: killing one thousand queries with one stone,” *Proc. VLDB Endow.*, vol. 5, no. 6, p. 526–537, Feb. 2012.
- [36] C. Curino, E. Jones, Y. Zhang, and S. Madden, “Schism: a workload-driven approach to database replication and partitioning,” *Proc. VLDB Endow.*, vol. 3, no. 1–2, p. 48–57, Sep. 2010.
- [37] G. Prasaad, A. Cheung, and D. Suciu, “Handling highly contended OLTP workloads using fast dynamic partitioning,” in *Proceedings of the 2020 ACM SIGMOD International Conference on Management of Data*, 2020, pp. 527–542.
- [38] A. Pavlo, C. Curino, and S. Zdonik, “Skew-aware automatic database partitioning in shared-nothing, parallel OLTP systems,” in *Proceedings of the 2012 ACM SIGMOD International Conference on Management of Data*, 2012, pp. 61–72.