

Scalable Algorithms for Approximate DNF Model Counting

Paul Burkhardt* and David G. Harris† and Kevin T. Schmitt‡

Abstract

Model counting of Disjunctive Normal Form (DNF) formulas is a critical problem in applications such as probabilistic inference and network reliability. For example, it is often used for query evaluation in probabilistic databases. Due to the computational intractability of exact DNF counting, there has been a line of research into a variety of approximation algorithms. These include Monte Carlo approaches such as the classical algorithms of Karp, Luby, and Madras (1989), as well as methods based on hashing (Soos et al. 2023), and heuristic approximations based on Neural Nets (Abboud, Ceylan, and Lukasiewicz 2020).

We develop a new Monte Carlo approach with an adaptive stopping rule and short-circuit formula evaluation. We prove it achieves Probably Approximately Correct (PAC) learning bounds and is asymptotically more efficient than the previous methods. We also show experimentally that it out-performs prior algorithms by orders of magnitude, and can scale to much larger problems with millions of variables.

1 Introduction

The *Model Counting Problem*, that is, determining the number of satisfying assignments to a constraint satisfaction problem, is a crucial challenge in computer science. It has numerous practical applications including probabilistic inference (Valiant (2008); Sang, Beame, and Kautz (2005); Bacchus, Dalmao, and Pitassi (2003)), probabilistic databases (Dalvi and Suciu (2007); Borgwardt, Ceylan, and Lukasiewicz (2017)), probabilistic programming (De Raedt, Kimmig, and Toivonen (2007); Kimmig, Van den Broeck, and De Raedt (2011)), AI explainability (Narodytska et al. (2019)), hardware verification (Naveh et al. (2007)), and network reliability analysis (Karger (2001); Dueñas Osorio et al. (2017); Karger and Stein (1996)).

We consider the setting of model counting for formulas given in Disjunctive Normal Form (DNF). This problem is #P-complete to compute exactly (Valiant

*Research Directorate, National Security Agency, pburkha@nsa.gov

†Department of Computer Science, University of Maryland, davidgharris29@gmail.com

‡Research Directorate, National Security Agency, ktschm2@nsa.gov

(1979); Dudek, Phan, and Vardi (2020)), but classical results of Karp and Luby (1983) and Karp, Luby, and Madras (1989) provide an efficient Fully-Polynomial Randomized Approximation Scheme (FPRAS). We refer to the latter algorithm as *KLM*. Formally, these algorithms take as input a given DNF formula Φ , as well as desired precision and accuracy parameters (ε, δ) , and run in polynomial-time to produce an estimate $\hat{\mu}$ such that

$$\Pr(\mu(1 - \varepsilon) \leq \hat{\mu} \leq \mu(1 + \varepsilon)) \geq 1 - \delta$$

where μ is the (weighted) proportion of assignments which satisfy Φ .¹ This is a key difference between DNF formulas and more general formula classes such as Conjunctive Normal Form (CNF), for which estimation is also NP-hard (Sly (2010); Pote, Meel, and Yang (2025)).

A number of FPRAS algorithms have been developed for DNF model counting, e.g. Chakraborty, Meel, and Vardi (2016); Meel, Shrotri, and Vardi (2017). The most recent is an algorithm called Pepin (Soos et al. (2023)), largely inspired by streaming methods of Meel, Vinodchandran, and Chakraborty (2021). It also uses ideas from hashing-based CNF counting (Soos and Meel (2019)) and lazy sampling (Bellare and Rogaway (2004)). Though the Pepin algorithm is primarily designed for streaming problems, it also claims better performance in the static setting compared to previous FPRAS algorithms.

We also mention a heuristic approach called Neural#DNF proposed by Abboud, Ceylan, and Lukasiewicz (2020), based on training neural networks on top of the FPRAS algorithms. Neural#DNF achieves a speed-up of several orders of magnitude compared to traditional methods. Notably, it can extend the range of feasible problem sizes from 10,000 to 15,000 variables. However, this approach does not have any guarantee of correctness.

Our major contribution is to introduce a new Monte Carlo algorithm for approximate DNF counting. This algorithm features an adaptive stopping rule and short-circuit evaluation of the formula, which play a similar role to the “self-adjusting” feature of the KLM algorithm. The key difference is that our short-circuit evaluation allows a fixed ordering of clauses throughout all trials; as a result, our algorithm has better memory access patterns and less random-number generation, leading to significantly improved speed.

Before we describe our algorithm details, we include a brief summary of how it compares with prior FPRAS algorithms, from both an experimental and asymptotic viewpoint. First, in Table 1, we give running times for $\varepsilon = 0.05$ and scaled from 10^4 to 10^6 variables. We include the performance of our algorithm, as well as the original KLM algorithm, the Pepin algorithm, and a novel variant of KLM (which we call L-KLM) we developed using lazy sampling. We later include a comparison of our algorithm with Neural#DNF, which required a different benchmark dataset.

Our implementations of KLM, L-KLM, and our main algorithm used the same data structures where possible and were implemented without low-level

¹In some references, a default value of $\delta = 1/4$ is used; one can always obtain a desired smaller value of δ via median-amplification.

Table 1: Running time in seconds by number of variables n with $\varepsilon = \delta = 0.05$ and $m = n$. Timeout was 1 day (86,400 seconds).

	n					
	10^3	10^4	10^5	10^6	10^7	10^8
Pepin	288.0	5,578.5	--	--	--	--
KLM	4.0	244.9	19,836.0	--	--	--
L-KLM	0.8	7.9	111.9	2,175.1	27,103.7	--
Ours	0.1	1.2	12.1	138.5	1,582.8	22,901.6

optimizations. In Table 2, we summarize the asymptotic bounds of the algorithms. In addition to the time complexity, we include the randomness complexity (i.e., the number of random bits drawn) and the space complexity. See Theorems 1 and 6 for full details. These bounds are given in terms of the number of clauses m , the number of variables n , the average clause width w , and a parameter $p \in [1/m, 1]$ measuring the overlap between clauses which we will discuss in greater detail later.

Table 2: DNF counter complexities, up to constant factors. Some second-order terms have been omitted, for readability.

Algorithm	Time	Randomness	Space
KLM	$\frac{\log 1/\delta}{\varepsilon^2} \cdot (mw + n/p)$	$\frac{\log 1/\delta}{\varepsilon^2} \cdot (m \log m + n/p)$	mw
Pepin	$\frac{\log 1/\delta}{\varepsilon^2} \cdot mn \log \frac{m}{\delta \varepsilon}$	unspecified	$mn \cdot \frac{\log 1/\delta}{\varepsilon^2}$
L-KLM	$\frac{\log 1/\delta}{\varepsilon^2} \cdot mw$	$\frac{\log 1/\delta}{\varepsilon^2} \cdot m \log m$	mw
Ours	$\frac{\log 1/\delta}{\varepsilon^2} \cdot mw \log \frac{1}{p}$	$\frac{\log 1/\delta}{\varepsilon^2} \cdot \min\{m \log \frac{1}{p}, \frac{n}{p}\}$	mw

As we show experimentally, our approaches outperform existing state-of-the-art methods and extend the boundary of feasible problem sizes. From a theoretical point of view, our new algorithm has asymptotic advantages over prior algorithms as well as L-KLM. It appears to have comparable work to Neural#DNF, even without taking into account the latter’s pretraining time. Furthermore, it has the theoretical worst-case guarantees of the FPRAS algorithms.

2 Preliminaries and notation

Let V be a set of n propositional variables. A *literal* is an expression of the form v or $\neg v$ for $v \in V$. A formula is in *disjunctive normal form* (DNF) if it is a disjunction of clauses which are conjunctions of literals. In such a

setting, we view a clause C as a set of literals and a formula Φ as a set of m clauses C_1, \dots, C_m . We consider only clauses which are non-empty and free of contradictions.

The *width* of a clause C , denoted $W(C)$, is its cardinality as a set, i.e. the number of literals it contains. For a set of clauses \mathcal{C} , we write $W(\mathcal{C}) = \sum_{C \in \mathcal{C}} W(C)$. We denote the *average clause width* by $w = \frac{1}{m} \sum_{C \in \Phi} W(C) = \frac{W(\Phi)}{m}$. Note that storing Φ would require mw space. We assume that $n \leq mw$, as otherwise there would be some variable not involved in any clause.

An *assignment* is a set which contains exactly one of the literals $v, \neg v$ for each variable v . There are 2^n total possible assignments. An assignment ν *satisfies* a clause C if $C \cap \nu = C$. The assignment ν *models* Φ , denoted by $\nu \models \Phi$, if ν satisfies some clause $C \in \Phi$. The *model count* of Φ is the total number of assignments which satisfy Φ .

We also adopt a probabilistic interpretation of weighted model count: suppose we have a weight function $\rho : V \rightarrow [0, 1]$, and we draw ν by including each positive literal v with probability $\rho(v)$, otherwise we include the negative literal $\neg v$ with probability $\rho(\neg v) = 1 - \rho(v)$. Each variable v is handled independently; thus, the probability of an assignment ν is given by $\rho(\nu) = \prod_{a \in \nu} \rho(a)$.

We define the *weighted model ratio* to be $\mu = \sum_{\nu \models \Phi} \rho(\nu)$, that is, the probability that Φ is true under the random variable assignment ρ . The unweighted model count is simply 2^n times the weight model ratio for the special case where $\rho(v) = 1/2$ for all variables v .

We extend our notation by writing $\rho(C) = \prod_{a \in C} \rho(a)$ for a clause C . For a set of clauses \mathcal{C} , we also write $\rho(\mathcal{C}) = \sum_{C \in \mathcal{C}} \rho(C)$.

All instances of log are taken in the natural base e .

3 Lazy Monte Carlo Sampling

If we simply draw ν directly from ρ and count the number of satisfying assignments, then our statistical estimate could have exponentially high variance and we would get an exponential-time algorithm. The efficient Monte Carlo sampling algorithms, like ours, are instead based on the following random process. Suppose we sample a clause $C_s \in \Phi$ with probability proportional to its weight $\rho(C_s)$. We then draw an assignment ν by setting all the literals in C_s to be true, and drawing all variables not involved in C_s from their original distribution ρ . Finally, we define L to be the total number of satisfied clauses under ν . Note that $L \geq 1$ since clause C_s is satisfied. For this process we have

$$\mu = \mathbb{E}[1/L] \cdot \rho(\Phi) = \mathbb{E}[1/L] \sum_{C \in \Phi} \rho(C).$$

Here $\rho(\Phi)$ can be computed exactly. Thus, in order to estimate μ , the critical problem becomes the estimation of the quantity

$$p = \mathbb{E}[1/L].$$

Note that $p \in [1/m, 1]$. For many realistic problem settings, p can be relatively large, or even constant. For example, the reliability sampling algorithm of Harris and Srinivasan (2018) has $p = \Omega(1)$.

The main difference between the Monte Carlo algorithms is how to estimate p . One simple algorithm discussed in Karp, Luby, and Madras (1989) is to sample all variables and count L directly; this already gives a FPRAS. To improve on this, KLM randomly selects clauses until finding a true clause; the resulting waiting time is a geometric random variable which can be used to estimate p .

The stopping condition in KLM is determined by a “self-adjusting” mechanism: the number of trials N is not fixed in advance, but is determined dynamically in terms of the waiting times of the main loop.

Our first contribution is to develop Algorithm 1, a novel *lazy sampling* version of KLM (L-KLM), which minimizes the amount of sampling by delaying variable assignment until needed.

Algorithm 1 L-KLM

Require: DNF formula Φ .

- 1: $T \leftarrow \frac{8(1+\varepsilon)m \log(3/\delta)}{(1-\varepsilon^2/8)\varepsilon^2}$
 - 2: $Y \leftarrow 0$; $N \leftarrow 0$
 - 3: **while** $Y < T$ **do**
 - 4: Select clause C_s with probability proportional to $\rho(C_s)$.
 - 5: Create a partial assignment ν , which assigns only the variables in C_s so that ν satisfies C_s . All other variables are left unassigned.
 - 6: **repeat**
 - 7: Select a clause C_k uniformly with replacement.
 - 8: $Y \leftarrow Y + 1$
 - 9: Update ν by randomly sampling all unassigned variables in C_k .
 - 10: **until** ν satisfies C_k
 - 11: $N \leftarrow N + 1$
 - 12: **return** estimates $\hat{p} = \frac{Y}{Nm}$ and $\hat{\mu} = \rho(\Phi)\hat{p}$.
-

In order to sample clauses proportional to their weight efficiently, we use the data structure and algorithm from (Bringmann and Larsen, 2013). The algorithm achieves $O(1)$ sampling time with $O(m)$ preprocessing time.

For the purposes of theoretical analysis, the entropy-optimal sampling algorithm of Draper and Saad (2025) can be used to sample the variables from their probabilities $\rho(v)$. Since all our experiments are based on unweighted counting, we did not implement this algorithm; we used a simpler method where we generate a buffer of pseudorandom bits from Mersenne Twister, and use it bit-by-bit for each variable as needed.

4 Our Algorithm

Now we introduce our Main Algorithm, which features an adaptive stopping rule and a short-circuiting mechanism for clause evaluations.

Algorithm 2 Main Algorithm

Require: DNF formula Φ .

- 1: Set T to the minimum integer such that $\left(\frac{e^{\frac{\epsilon}{1+\epsilon}}}{1+\epsilon}\right)^T + \left(\frac{e^{\frac{-\epsilon}{1-\epsilon}}}{1-\epsilon}\right)^T \leq \delta$.
 - 2: Choose a permutation π over the clauses in Φ (see procedure P1).
 - 3: Prepare data structures in accordance with permutation π (see Section 6)
 - 4: $Y \leftarrow 0$; $N \leftarrow 0$
 - 5: **while** $Y < T$ **do**
 - 6: Select clause C_s with probability proportional to $\rho(C_s)$.
 - 7: Create a partial assignment ν , which assigns only the variables in C_s so that ν satisfies C_s . All other variables are left unassigned.
 - 8: Draw a uniform random variate $Q \in (0, 1]$.
 - 9: $\ell \leftarrow 1$
 - 10: **for** $C \in \Phi \setminus \{C_s\}$ in the order of π while $\ell \leq 1/Q$ **do**
 - 11: Update ν by randomly sampling all unassigned variables $v \in C$.
 - 12: **if** ν satisfies C **then** $\ell \leftarrow \ell + 1$
 - 13: **if** $\ell \leq 1/Q$ **then** $Y \leftarrow Y + 1$
 - 14: $N \leftarrow N + 1$
 - 15: **return** estimates $\hat{p} = \frac{T}{N}$ and $\hat{\mu} = \rho(\Phi)\hat{p}$.
-

We refer to each iteration of the main loop (Lines 5 – 14) as a *trial*; each iteration of the inner loop (Lines 10 – 12) is a *step*.

The algorithm begins by generating a permutation π to order the clause evaluations. At each trial, our algorithm iterates through π to count clauses which are true in an assignment ν (generated as needed), and has a probability of aborting early based on the count of satisfied clauses encountered. A successful trial is one that was not aborted early and the algorithm terminates when the number of successes reaches a predetermined value $T = \Theta(\frac{\log(1/\delta)}{\epsilon^2})$. Thus, both our stopping rule and short-circuiting adapts to the value of p . In fact, the probability of a trial resulting in a success is precisely p , regardless of the permutation π (see Lemma 3); when p is small the average trial time is low and the amount of total trials is high, but when p is large the average trial time is high and the amount of total trials is low.

Critically, the permutation π is re-used over all trials. Procedure P1 generates π by “blending” a given heuristic clause permutation π_h with a random permutation, based on a blending rate $\beta \in [0, 1]$. From this, we can generate a variety of data structures which are specialized for that order and develop heuristics for π to process true clauses earlier on average compared to a random order. This is one of the key differences between our algorithm and KLM, which requires a randomly selected clause at each step.

Any heuristic clause permutation π_h can be chosen, however in the rest of the work we choose π_h to be ordered by increasing clause width. The motivation is to find true clauses as quickly as possible; via the short-circuit mechanism, this will reduce the cost of each trial. Furthermore, clauses with small width are faster to check and more likely to be true. On the other hand, we should partially randomize the clause selection, to avoid getting trapped by worst-case instances with many small false clauses. The procedure P1 with our heuristic for π_h attempts to balance these goals. For experiments we chose $\beta = 0.01$; see Section 7 for further discussion.

Procedure P1

Require: Parameter $\beta \in [0, 1]$, set of clauses Φ , and permutation π_h of Φ .

- 1: Initialize $\mathcal{C} \leftarrow \Phi$.
 - 2: **for** $j = 1$ **to** m **do**
 - 3: Let k be the smallest index with $\pi_h(k) \in \mathcal{C}$, and let $v' = W(\pi_h(k))$.
 - 4: Let $w' = W(\mathcal{C})/|\mathcal{C}|$ be the average width of the clauses in \mathcal{C} .
 - 5: With probability $\beta \min\{1, v'/w'\}$, set $\pi(j)$ to be a random clause in \mathcal{C} ;
 else set $\pi(j) = \pi_h(k)$.
 - 6: Update $\mathcal{C} \leftarrow \mathcal{C} \setminus \{\pi(j)\}$.
-

We will show the the following main analytic result for our main algorithm:

Theorem 1. *Let β be an arbitrary non-zero constant and $\varepsilon, \delta \in (0, 3/4)$, and all the values $\rho(v)$ are in the range $[b, 1 - b]$ for some constant $b > 0$.*

Then the expected work of our Algorithm 2 is

$$O\left(\frac{mw \log(2/p) \log(1/\delta)}{\varepsilon^2}\right),$$

and the expected randomness complexity is

$$O\left(\frac{\min\{n/p, m \log(2/p)\} \log(1/\delta)}{\varepsilon^2} + m \log m\right).$$

5 Analysis of the Algorithm

We begin the analysis by showing correctness. Let us say that a trial *succeeds* if Y is incremented, i.e. $\ell \leq 1/Q$ and the loop does not abort. We define random variable N to be the value at the end of the main algorithm (Line 15).

Observation 2. *For $\varepsilon, \delta \in (0, 1)$, there holds*

$$\frac{\log(2/\delta)}{\log(1 - \varepsilon) + \frac{\varepsilon}{1 - \varepsilon}} \leq T \leq \frac{\log(2/\delta)}{\log(1 + \varepsilon) - \frac{\varepsilon}{1 + \varepsilon}}.$$

In particular, for $\varepsilon, \delta \in (0, 3/4)$, we have $T = \Theta(\frac{\log(1/\delta)}{\varepsilon^2})$.

The following key lemma explains the statistical basis for the algorithm:

Lemma 3. *The probability that a given trial succeeds is p , irrespective of the permutation π .*

Proof. Suppose that, in a given trial, we condition on the chosen clause C_s and the variable assignment ν , with $L \geq 1$ satisfied clauses. The running counter ℓ will eventually cover all the true clauses, unless it aborts early. So the trial succeeds if and only if $L \leq 1/Q$. Since Q is a uniform random variable, this has probability precisely $1/L$.

Taking the expectation over ν , the success probability is $\mathbb{E}[1/L] = p$. \square

As a result, we can use standard results and concentration bounds to analyze the algorithm performance.

Theorem 4. *For any $\varepsilon, \delta \in (0, 3/4)$, Algorithm 2 provides an (ε, δ) approximation for μ , and the expected value of N is $\Theta(\frac{\log(1/\delta)}{p\varepsilon^2})$. Furthermore, these bounds all hold even conditioned on an arbitrary choice of permutation π .*

Proof. By Lemma 3, the final value N is a negative-binomial random variable with T successes and probability p . By Observation 2, we have $T = \Theta(\frac{\log(1/\delta)}{\varepsilon^2})$. So $\mathbb{E}[N] = T/p = \Theta(\frac{\log(1/\delta)}{p\varepsilon^2})$.

To show that \hat{p} satisfies the PAC bounds, let us first show

$$\Pr(\hat{p} < p(1 - \varepsilon)) < \left(\frac{e^{-\varepsilon}}{1 - \varepsilon} \right)^T.$$

Instead of running the algorithm for a fixed number of successes T , suppose we ran it for a fixed number of trials $\tilde{N} = \lfloor \frac{T}{p(1-\varepsilon)} \rfloor$; let \tilde{Y} denote the resulting number of successes at that point. So \tilde{N} is a scalar quantity, and \tilde{Y} is a binomial random variable with success rate p . Observe that we have $\hat{p} < p(1 - \varepsilon)$ if and only if $N > \tilde{N}$, which in turn holds if and only if $\tilde{Y} \leq T - 1$. This has probability at most $F^-(\tilde{N}p, T - 1)$, where $F^-(x, y) = e^{y-x}(y/x)^y$ is the Chernoff lower-tail bound that a sum of independent variables with mean x is at most y .

Via monotonicity properties of F^- and the fact that $\tilde{N} \geq \frac{T}{p(1-\varepsilon)} - 1$, this is at most

$$F^-\left(\frac{T}{1-\varepsilon}, T\right) = \left(\frac{e^{-\varepsilon}}{1-\varepsilon} \right)^T.$$

A symmetric argument with Chernoff upper-tail bounds gives

$$\Pr(\hat{p} > p(1 + \varepsilon)) < \left(\frac{e^{\varepsilon}}{1 + \varepsilon} \right)^T.$$

By a union bound, the overall probability that $p(1 - \varepsilon) \leq \hat{p} \leq p(1 + \varepsilon)$ is at least $1 - \left(\frac{e^{-\varepsilon}}{1-\varepsilon} \right)^T - \left(\frac{e^{\varepsilon}}{1+\varepsilon} \right)^T$, which is at least $1 - \delta$ by specification of T . \square

We next show the complexity bounds for the algorithm.

Theorem 5. *Let all values $\rho(v)$ be in the range $[b, 1 - b]$ for $b \in (0, 1/2]$. Then each trial of Algorithm 2 has expected work $O(\frac{mwp}{\beta} \log(2/p) \log^2(1/b))$ and expected randomness complexity $O(\frac{mp}{\beta} \log(2/p) \log(1/b))$.*

Proof. See Appendix. \square

We now prove Theorem 1.

Proof of Theorem 1. Let us first show the bound on work. Let S denote the work of a given trial; note that, when π is fixed, all trials are independent and identically distributed. By Wald's equation (Wald (1945)) the overall expected work conditional on π is $\mathbb{E}[N | \pi] \cdot \mathbb{E}[S | \pi]$. By Theorem 4 we have $\mathbb{E}[N | \pi] = O(\frac{\log(1/\delta)}{p\varepsilon^2})$. So the overall expected work, conditional on π , is $O(\frac{\mathbb{E}[S | \pi] \log(1/\delta)}{p\varepsilon^2})$. Now take the expectation over π and note that Theorem 5 gives $\mathbb{E}[S] \leq O(mwp \log(2/p))$ for constant b, β .

The bound on randomness complexity is completely analogous, except that we also require $O(m \log m)$ random bits to generate π in algorithm P1, and we note that the maximum amount of randomness in each trial is $O(n + \log m)$ to choose C_s and sample each variable. \square

For sake of completeness, we also state a formal result for the complexity of L-KLM. The analysis is very similar to our algorithm so we omit the proofs.

Theorem 6. *Let $\varepsilon, \delta \in (0, 3/4)$ and all values $\rho(v)$ be in the range $[b, 1 - b]$ for a constant $b \in (0, 1/2]$. Then L-KLM has expected work $O(\frac{mw \log(1/\delta)}{\varepsilon^2})$ and expected randomness complexity $O(\frac{\min\{n/p, m \log m\} \log(1/\delta)}{\varepsilon^2})$.*

6 Data structures and implementation notes

Here, we describe some of the lower-level implementation details for how we deal with the clauses in each step. We suppose that π has been generated and is fixed throughout, and we write $C_i = \pi(i)$.

As a starting point, we will simply store all the clauses consecutively in order C_1, C_2, \dots , so that iterating through the clauses in each step becomes a stride-one operation. The data structure used for sampling C_s can be generated *after* this step, so that we never need to use the original clause ordering afterward.

The next preprocessing step is to sort the variable indices so that the clause variable sequence (C_1, C_2, \dots) is lexicographically minimal. Concretely, if clause $\pi(1)$ has width k_1 , then we relabel its variables to indices $1, \dots, k_1$. If clause C_2 contains k_2 variables disjoint from C_1 , we relabel them $k_1 + 1, \dots, k_1 + k_2$. We also sort the variables within each clause. These reordering steps help with memory locality for the variables.

The variable reordering has a second effect that is more subtle, but very powerful, regarding the storage of ν . Our algorithm, as in Pepin, maintains ν using two bit-arrays of size n , one for the value of each variable and a second to record which variables have already been assigned. The second array must be

reset in each trial. As discussed in Soos et al. (2023), there are two methods that can be used for this: the first is to go through the assigned positions and zero out the bits one-by-one (the “sparse” method.) The second is to use a single large-scale memory operation such as `memset` to clear the array completely (the “dense” method).

The sparse method respects the asymptotic bounds, but it is slow and requires additional data structures to track which variables have been assigned. The dense method is very fast, and can use built-in SIMD operations; the downside is that it is still an $O(n)$ operation for each trial, which essentially negates the benefit of lazy sampling. An optimized implementation of L-KLM should switch between the dense and sparse methods, depending on the size of p and the capabilities of the underlying processor. In our experiments, we tried both implementations; we consistently found that the sparse method was faster for our benchmarks and we used it throughout for the L-KLM code.

Our Main Algorithm uses a simpler scheme with the benefit of both methods: whenever a trial is finished after some step $\ell \leq m$, we use `memset` to zero out the variable assignment array in the contiguous block of positions $0, \dots, t$, where t is the maximum variable index over clauses C_1, \dots, C_ℓ . The latter can be precomputed as part of our data structure. Critically, because of the variable reordering, the `memset` has cost $O(t) \leq O(W(C_1) + \dots + W(C_\ell))$ (with a very small constant), matching the asymptotic analysis. We also zero the positions corresponding to clause C_s using a sparse bit-by-bit representation.

7 Empirical evaluation and discussion

Due to a lack of standardized benchmarks, we generate a new family of synthetic formulas inspired by Meel, Shrotri, and Vardi (2019) and Abboud, Ceylan, and Lukasiewicz (2020). Each formula is randomly generated with a specified n and m beforehand, and has a small number of “stems”, i.e. a selection of randomly chosen variables shared among many clauses. For each distinct clause, the amount of variables added to its stem is randomly chosen. Finally, each variable in the clause is set according to ρ . Details are found in Procedure P2 below. Here, parameter α specifies the number of stems, γ specifies the number of variables per stem, and λ controls how many variables to add to a stem.

Generating DNFs in this fashion is motivated by two primary reasons. First is that non-uniform width more accurately represents problems which show up in practice, and second we want to maintain a significant value for p to ensure a similar computational hardness as that of the small uniform width case.

All experiments were conducted on a compute node consisting of a 4× Intel Xeon Platinum 8260 CPUs with 4×24 real cores and 1TB of RAM. All algorithms used a few GB, nowhere near 1TB. The KLM and L-KLM algorithms were implemented in C++ and compiled with the O3 flag. The Monte Carlo algorithms, including ours, all share the same support functions wherever applicable and use the improved discrete sampling algorithm with Mersenne Twister randomization. We obtained the code for Pepin from the author’s Github (ver-

Procedure P2

Require: Integers $n, m, \alpha, \gamma, \lambda > 0$.

- 1: Initialize $\Phi \leftarrow \emptyset$.
 - 2: **while** $|\Phi| < m$ **do**
 - 3: Form a stem C_σ by choosing γ variables at random and assigning them according to ρ .
 - 4: **for** $t = 1, \dots, m/\alpha$ **do**
 - 5: Choose a width w' uniformly at random in $\{1, \dots, \lambda\}$.
 - 6: $C \leftarrow C_\sigma$.
 - 7: **for** $i = 1$ **to** w' **do**
 - 8: Randomly assign a randomly selected variable v according to ρ .
 - 9: Add v or $\neg v$ to C .
 - 10: $\Phi \leftarrow \Phi \cup \{C\}$
 - 11: **return** DNF formula Φ .
-

sion 1.3).

All timing reported is in wall-clock time as opposed to CPU time; as we discuss shortly, we believe that this is more indicative of real algorithm performance. We chose $\beta = 0.01$ for our algorithm and benchmarked on unweighted DNFs in all experiments.

7.1 Scaling DNF size

Our first experiment is to measure how the work scales with problem size. We generated DNFs with Procedure P2 for $n = 2^x : x = 10, \dots, 20$, and parameters

$$m = n, \alpha = 2, \gamma = \lfloor \frac{1}{10} \log_2 m \rfloor, \lambda = \lfloor 2 \log_2 m \rfloor.$$

The results are shown in Figure 1.

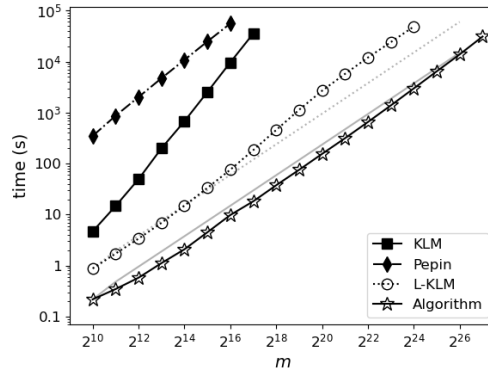
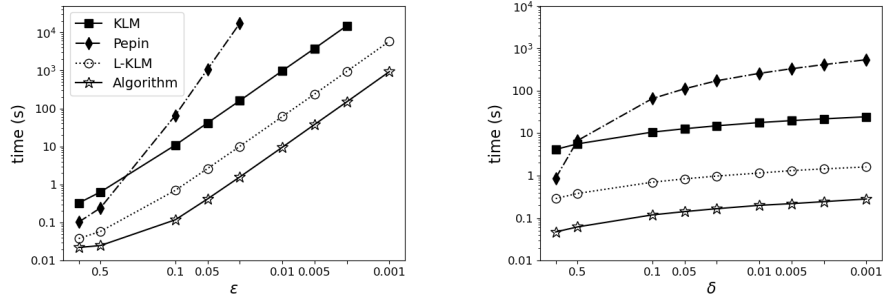


Figure 1: Average work as problem size increases, $\varepsilon = \delta = 0.05$. Light gray lines indicate an ideal scaling from $m = 2^{10}$.

We see that KLM has the worst scaling of all methods, and that Pepin solved the fewest problems before the timeout of 1 day. The experiment demonstrates that our algorithm and L-KLM can solve problem sizes with $n > 10^6$ at 95% accuracy. Indeed, our algorithm’s work at $n = 2^{27}$ is comparable to KLMs work at $n = 2^{17}$; this indicates a longstanding barrier has been broken since Neural#DNF increased feasible sizes to $n = 15,000$ at 90% accuracy. Our algorithm also provides an order of magnitude speedup compared to L-KLM.

7.2 Scaling the PAC bounds



(a) Average work as ε decreases from 0.8 to 0.001. $\delta = 0.1$. (b) Average work as δ decreases from 0.8 to 0.001. $\varepsilon = 0.1$.

Figure 2: (ε, δ) -Scalability. $n = m = 2^{12}$

For our next experiment, we fixed $n = m = 2^{12}$, and fixed either ε or δ while the other varied over a wide range. See Figure 2. We are pleased to note that our algorithm has much better scaling in ε, δ compared to Pepin, and it obtains 99.9% accuracy in comparable time to KLM and Pepin’s attainment of 99.0% and 95.0% accuracy respectively. This indicates a $100\times$ and $400\times$ speedup over KLM and Pepin, which only grows as the problem size increases.

To test accuracy we generated 32 DNFs with number of variables n ranging from 4 to 32 in increments of 4. For each n , we allowed m to range through $\{3, 4, 5, 6\} \cdot n/4$. We fixed $\delta = 0.05$ and allowed ε to range in $[0.005, 0.1]$.

Figure 3 shows that all the methods provide the guaranteed accuracy, except for Pepin in smaller problem cases. There seems to be some dependency between the size of the problem and ε for the accuracy guarantee in Pepin. We observe that our algorithm returns a relative accuracy well below the guarantee regardless of problem size.

7.3 Comparison with Neural#DNF and previous benchmarks

Next we compared our algorithm directly to reported Neural#DNF running time and previous benchmark regimes in Figure 4. We generated DNFs with

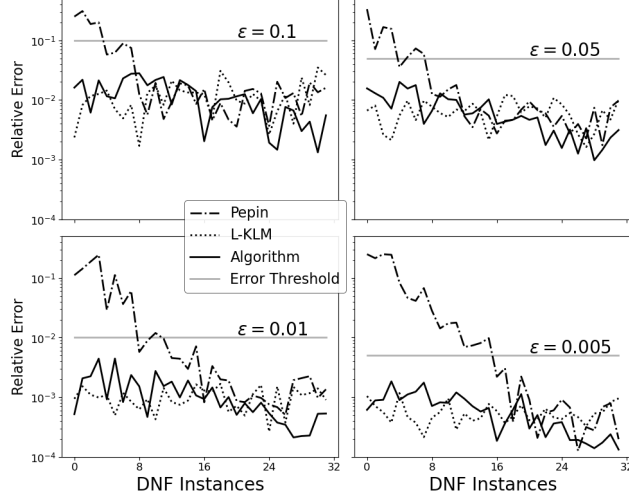


Figure 3: Accuracy Tests. $\delta = 0.05, \epsilon \in [0.005, 0.1]$

$n = 15,000$ (the largest reported by Neural #DNF) and $m = 0.75n$, with various uniform widths $w = 3, 5, 8, 13, 21, 34$ (the first 6 Fibonacci numbers). Such DNFs are somewhat artificial, with the undesirable property that $\mu \rightarrow 1$ as $n \rightarrow \infty$, but this matches methodology used in the experiments of Meel, Shrotri, and Vardi (2019) and Soos et al. (2023) along with the parameter modifications in Abboud, Ceylan, and Lukasiewicz (2020).

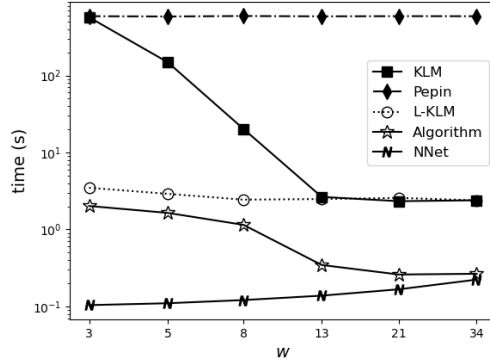
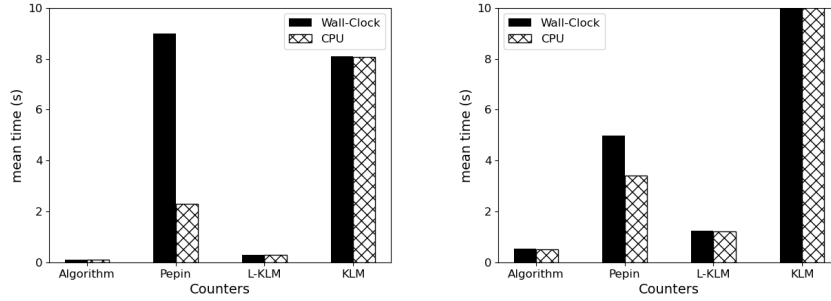


Figure 4: work comparison of the competing methods. $n = 15,000$, $m = 11,250$, $\epsilon = 0.1$, and $\delta = 0.05$.

Neither Pepin nor L-KLM is significantly affected by the width w , as noted in Soos et al. (2023). We speculate that the discrepancy in performance between

KLM and Pepin from previous publications is due to the tighter PAC bound requirement. Loose bounds $\varepsilon = 0.8$ and $\delta = 0.36$ were used to benchmark Pepin; the ε, δ scaling observed from Figure 2a as well as the extra $\log(1/\varepsilon)$ factors in the complexity bounds of Table 2 indicate that Pepin will become much slower for the tighter bounds $\varepsilon = 0.1, \delta = 0.05$.

We mention that most previous benchmarks had reported CPU time, but we found that this misrepresents the actual time required. When we ran the above experiments, we took the mean of both wall-clock and CPU time for each method to solve the six benchmark regimes. See Figure 5.



(a) Medium PAC bounds. $\varepsilon = 0.2$, $\delta = 0.1$, $n = m = 2^{13}$

(b) Loose PAC bounds. $\varepsilon = 0.5$, $\delta = 0.25$, $n = m = 2^{17}$.

Figure 5: Mean running times for the two regimes on the six different scenarios of uniform width in $\{3, 5, 8, 13, 21, 34\}$.

We see that Pepin spends a large proportion of its time waiting on the kernel and that this percentage increases as ε and δ decrease. We speculate this may be due to the larger memory and randomness requirements inherent in Pepin. This provides good reason for us to record our benchmark in wall-clock time.

For complete transparency, we include Figure 6 comparing the values of p and μ from previous benchmarks.

7.4 Discussion on algorithm performance

Overall, the experimental results show that our algorithm has a faster running time than all other FPRASs, and is strikingly close to the Neural#DNF running times. The fact that we outperform all other FPRASs even on uniform-width DNFs and on small problem sizes, where our permutation heuristic provides little to no benefit, is a testament to the robustness of our approach.

There appear to be a number of distinct reasons for the improved performance, with different affects on different types of datasets and different parameter regimes. Here we highlight some factors that we believe explain many of the advantages of our algorithm.

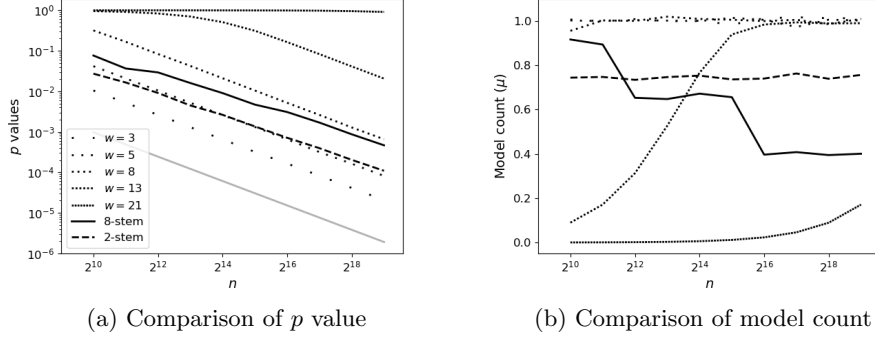


Figure 6: Comparison of benchmarks p and μ .

Random sampling. The inner loops of KLM and L-KLM sample $\Theta(\log m)$ random bits per step, to choose the next clause. By contrast, in our algorithm, the only random samples are needed for the variables. Because we can use short-circuit evaluation of each clause, this only requires $O(1)$ random bits in expectation. Consequently, our algorithm uses much less randomness compared to KLM and L-KLM. While theoretical analysis of algorithms typically assumes access to a random tape in $O(1)$ time, in practice generating (pseudo)-random values can be much more expensive than other arithmetic operations.

In Figure 7, we generated DNFs with procedure P2 and chose $\alpha = 8$, $\gamma = \lfloor \frac{1}{4} \log_2 m \rfloor$, and $\lambda = \lfloor 2 \log_2 m \rfloor$ (this is done so that p isn't as extreme compared to the previous experiments.) We see the significantly reduced and slow growing random number generation in the algorithm.

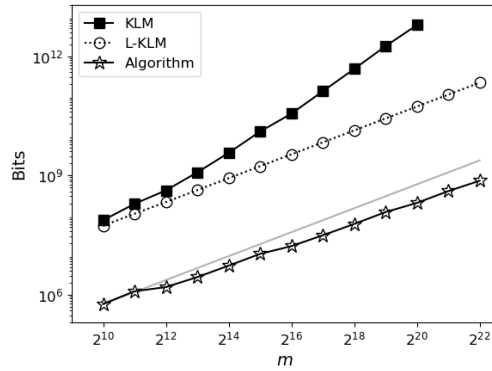


Figure 7: Number of random bits needed as problem size increases. $\varepsilon = 0.1$, $\delta = 0.5$, and $n = m$. Light gray lines linear scaling from $m = 2^{10}$.

Clause selection heuristic. One key feature of our algorithm is that the permutation π can use heuristics to choose the clause, e.g. by preferentially selecting small clauses. In our asymptotic analysis, we have ignored any potential benefits from the clause-selection heuristic; it is simply taken as a possible surprise bonus in work. As we see in Figure 8, the clause selection with $\beta = 0.01$ provides almost all of the theoretical benefits of the random permutation on pathological instances, but also essentially matches the greedy clause-selection heuristic on typical instances.

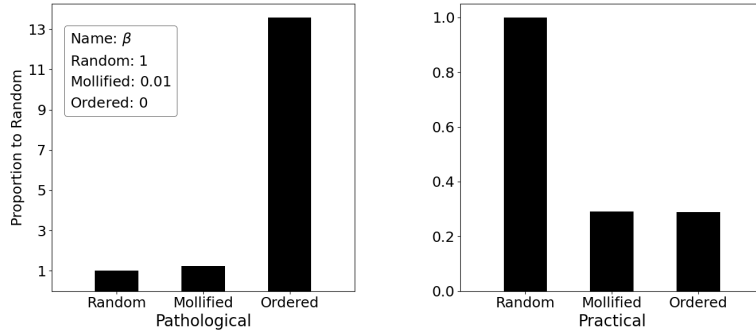


Figure 8: Parameter selection of β . Pathological case has half of the clauses a given width and the rest are width+1; furthermore, clauses of different widths are never simultaneously true. Practical case is the same as other benchmarks.

Memory access pattern. The inner loop of our Main Algorithm is to step through the clauses in a fixed order given by the permutation π . By contrast, in KLM and L-KLM, the clauses must be processed in a *uniformly random* order. This is one of the worst access patterns for large memory. While the usual asymptotic conventions assume that memory access takes $O(1)$ time, real-world memory times typically vary depending on access locality.

The situation for Pepin is even worse: while KLM, L-KLM and our Algorithm handle each trial separately, Pepin must effectively store them all together. As a result, the memory usage scales with problem size as well as ε and δ . For small values of ε , in particular, the working memory may exceed the available low-level memory caches. This can dramatically inflate the running time, and is another reason why our algorithm can be so much faster compared to Pepin.

Variable ordering. A side effect of the consistent clause order is that we can use more compact data structures to represent the variables. This allows further speedups. It also allows us to simplify the code, since we do not need to switch between sparse and dense representations to clear the variables.

Tight PAC Bounds. In both KLM and our algorithm, the average number of trials is $\Theta(\frac{\log(1/\delta)}{p\varepsilon^2})$. However, the constant factor for KLM is roughly $4\times$ larger. The main reason for this is that our stopping threshold is defined in terms of Binomial random variables and a Chernoff bound; this is similar to, but slightly tighter than, the generic stopping rule of Dagum et al. (2000). By contrast, the threshold for KLM requires more generic bounds in terms of optional stopping for martingales; note that the stopping rule of Dagum et al. (2000) would not be valid for the KLM algorithm, since the relevant statistic for the KLM algorithm (the waiting time to observe a true clause) is not bounded.

We also mention that the concentration bounds given for Pepin may be erroneous, as shown in Figure 3.

A Proof of Theorem 5

Since the trials are i.i.d. given π , it suffices to consider just the first trial. By the principle of deferred decisions, suppose that we are generating π step-by-step in an online fashion. We choose each clause $\pi(i)$ as we encounter it either, uniformly at random or deterministically from π_h . Let us refer to these as “random” or “heuristic” steps respectively, and we denote by \mathcal{C}_r and \mathcal{C}_h the set of clauses checked in random and heuristic steps.

We do not count C_s for either of the sets. The loop terminates as soon as the total number of true clauses aside from C_s exceeds $1/Q - 1$. Thus, $\mathcal{C}_r \cup \mathcal{C}_h$ may be much smaller than the full set of clauses Φ .

Proposition 7. *There holds*

$$\mathbb{E}[|\mathcal{C}_h|] \leq \mathbb{E}[|\mathcal{C}_r|]/\beta, \quad \text{and} \quad \mathbb{E}[W(\mathcal{C}_h)] \leq \mathbb{E}[W(\mathcal{C}_r)]/\beta.$$

Proof. Suppose we are at some step i in the generation process, and we have not yet terminated the loop; let $v' = W(\sigma(k))$ and let w' be the average width of the remaining clauses. The probability of choosing a random step is $q = \beta \min\{1, v'/w'\}$. Thus, the ratio of the subsequent clause’s expected contribution of $W(\mathcal{C}_h)$ to $W(\mathcal{C}_r)$ is given by

$$\frac{(1-q)v'}{qw'} \leq \frac{v'}{(\beta v'/w') \cdot w'} = \frac{1}{\beta}.$$

In a completely analogous way, the ratio of the subsequent clause’s expected contribution of $|\mathcal{C}_h|$ to $|\mathcal{C}_r|$ is given by $\frac{1-q}{q} \leq \frac{1}{\beta}$. \square

Lemma 8. *Let $q_1, \dots, q_k \in [0, 1-b]$ for $b \in (0, 1/2]$. Let $H(x)$ denote the binary entropy function*

$$H(x) = -x \log_2(x) - (1-x) \log_2(1-x).$$

Then

$$\sum_{i=1}^k H(q_i) \prod_{j=1}^{i-1} q_j \leq O(\log(1/b)).$$

Proof. It suffices to show this under the assumption that $b < 0.01$. Let us define $S(q_1, \dots, q_k) = \sum_{i=1}^k H(q_i) \prod_{j=1}^{i-1} q_j$; observe that

$$S(q_1, \dots, q_k) = H(q_1) + q_1 S(q_2, \dots, q_k).$$

We show by induction on k that $S(q_1, \dots, q_k) \leq 2 \log(1/b)$. The base case of the induction $k = 0$ is vacuous. For the induction step, we have

$$S(q_1, \dots, q_k) \leq H(q_1) + q_1 \cdot 2 \log(1/b).$$

Consider the function $x \mapsto H(x) + 2x \log(1/b)$. It has a positive derivative as $x \rightarrow 0$, and has a unique critical point at $x = \frac{1}{1+2^{2 \log b}} > 1 - b$. Hence it is increasing on the range $[0, 1 - b]$, and in particular we have

$$S(q_1, \dots, q_k) \leq H(q_1) + 2q_1 \log(1/b) \leq H(1 - b) + 2(1 - b) \log(1/b).$$

Routine calculations show that $H(1 - x) + 2(1 - x) \log(1/x) \leq 2 \log(1/x)$ for $x < 0.01$. \square

Lemma 9. *For a given clause $C = \pi(i)$, let $b = 1 - \max_{a \in C} \rho(a)$. Then the lazy sampling for C can be implemented to use $O(\log(1/b))$ random bits and $O(W(C) \log^2(1/b))$ time complexity in expectation, conditioned on all prior random values including $\pi(1), \dots, \pi(i - 1)$.*

Proof. Let a_1, \dots, a_k denote the literals in C which have not yet been assigned in ν ; correspondingly define $q_i = \rho(a_i) \in [0, 1 - b]$ for $i = 1, \dots, k$. For the lazy sampling, we will successively sample a value $X_i \sim \text{Bernoulli}(q_i)$ and include either the literal a_i or the literal $\neg a_i$ depending on whether $X_i = 1$ or $X_i = 0$ respectively. The process stops when we encounter the first index $K \leq k$ with $X_K = 0$, as then we already know that clause C is false under ν .

We draw the variables X_i using the algorithm of Draper and Saad (2025) with parameter $\varepsilon = b$. This uses $\mathbb{E}[\sum_{i=1}^K H(X_i)] + O(\log(1/b))$ random bits and $O(\mathbb{E}[K] \log^2(1/b))$ work in expectation.² We calculate here

$$\mathbb{E}\left[\sum_{i=1}^K H(X_i)\right] = \sum_{i=1}^k H(q_i) \prod_{j=1}^{i-1} q_j.$$

As shown in Lemma 8, this is at most $O(\log(1/b))$. \square

Proposition 10. *If we condition on C_s and the full variable assignment ν , then each clause C has*

$$\Pr(C \in \mathcal{C}_r) \leq \frac{2(1 + \log L)}{L}.$$

²The algorithm of Draper and Saad (2025) has an additional parameter d , which is the maximum denominator of the q_i values as rational numbers. Via a quantization argument, it can be assumed that $d \leq \text{poly}(1/b)$.

Proof. We want to estimate the probability that clause C is chosen for \mathcal{C}_r before the loop aborts early. We claim that, conditioned on Q , there holds

$$\Pr(C \in \mathcal{C}_r \mid Q) \leq \min\{1, \frac{2}{QL}\}; \quad (1)$$

the claimed result holds after integrating over Q .

When $L \leq 2$ then Eq. (1) holds vacuously since $Q \in (0, 1]$ and the RHS is equal to one. So suppose $L \geq 3$. Let C'_1, \dots, C'_{L-2} be any other true clauses aside from C and C_s . Consider the following coupling experiment: we first generate a uniformly random permutation $\tilde{\pi}$; whenever we execute a random sampling step, we choose the next available element from $\tilde{\pi}$. Let \tilde{M} denote the number of clauses C'_j that appear before C in $\tilde{\pi}$, and let M denote the total number of true clauses, from both \mathcal{C}_r and \mathcal{C}_h , sampled before C . Note that if C is chosen for a random sampling step, then $M \geq \tilde{M}$. So $C \in \mathcal{C}_r$ holds only if $\tilde{M} < 1/Q - 1$.

Since $\tilde{\pi}$ is a uniform permutation, \tilde{M} is a discrete uniform random variable in $\{0, \dots, L-2\}$. Hence

$$\Pr(\tilde{M} < 1/Q - 1) = \frac{\lceil 1/Q - 1 \rceil}{L-1} \leq \frac{1}{Q(L-1)} \leq \frac{2}{QL},$$

verifying Eq. (1). \square

We can show the claimed result of Theorem 5.

Proof of Theorem 5. For the work factor, there are two costs to the algorithm: dealing with the variables in C_s (i.e. setting the variable values), and dealing with the clauses in each step. We examine them in turn.

First, setting the variables in C_s has cost $O(W(C_s))$. Since each clause C is chosen with probability proportional to $\rho(C)$, the overall expected cost here is

$$\frac{\sum_C \rho(C) W(C)}{\rho(\Phi)}.$$

Note that $\mu \geq \rho(C)$ for any clause C . Hence this sum is at most

$$\frac{\sum_C \mu W(C)}{\rho(\Phi)} = \frac{mw\mu}{\rho(\Phi)} = mwp.$$

Next, by Lemma 9, the expected cost of the trial's sampling steps is at most

$$\mathbb{E}[W(\mathcal{C}_r \cup \mathcal{C}_h)] \cdot O(\log^2(1/b)).$$

Summing over all clauses C and using Propositions 7 and 10, we have

$$\mathbb{E}[W(\mathcal{C}_r \cup \mathcal{C}_h)] \leq \mathbb{E}[W(\mathcal{C}_r)]/\beta$$

and

$$\mathbb{E}[W(\mathcal{C}_r)] \leq \sum_C W(C) \mathbb{E}\left[\frac{2(1 + \log L)}{L}\right] = 2mw \mathbb{E}\left[\frac{1 + \log L}{L}\right].$$

So overall the expected cost of the sampling steps is

$$O(mw \log^2(1/b)/\beta) \cdot \mathbb{E}\left[\frac{1 + \log L}{L}\right].$$

Consider random variable $U = 1/L$. By definition we have $\mathbb{E}[U] = p$. Furthermore, since the function $f(x) = x(1 + \log(1/x))$ is concave-down, Jensen's inequality gives

$$\mathbb{E}\left[\frac{1 + \log L}{L}\right] = \mathbb{E}[f(U)] \leq f(\mathbb{E}[U]) = f(p) = p(1 + \log(1/p)).$$

completing the desired time complexity bound.

The bound on randomness complexity is completely analogous. \square

References

- Abboud, R.; Ceylan, I. I.; and Lukasiewicz, T. 2020. Learning to Reason: Leveraging Neural Networks for Approximate DNF Counting. *In Proc. of AAAI*.
- Bacchus, F.; Dalmao, S.; and Pitassi, T. 2003. Algorithms and Complexity Results for #SAT and Bayesian Inference. *In Proc. of FOCS*.
- Bellare, M.; and Rogaway, P. 2004. Code-Based Game-Playing Proofs and the Security of Triple Encryption. *Cryptology ePrint*.
- Borgwardt, S.; Ceylan, I.; and Lukasiewicz, T. 2017. Ontology-Mediated Queries for Probabilistic Databases. *In Proc. of AAAI*.
- Bringmann, K.; and Larsen, K. G. 2013. Succinct Sampling from Discrete Distributions. *In Proc. of ACM Symposium on Theory of Computing*.
- Chakraborty, S.; Meel, K. S.; and Vardi, M. 2016. Algorithmic Improvements in Approximate Counting for Probabilistic Inference: From Linear to Logarithmic SAT Calls. *In Proc. of IJCAI*.
- Dagum, P.; Karp, R.; Luby, M.; and Ross, S. 2000. An Optimal Algorithm for Monte Carlo Estimation. *SIAM Journal of Computing*.
- Dalvi, N.; and Suciu, D. 2007. Efficient Query Evaluation on Probabilistic Databases. *In Proc. of VDLB*.
- De Raedt, L.; Kimmig, A.; and Toivonen, H. 2007. ProbLog: A Probabilistic Prolog and its Application in Link Discovery. *In Proc. of IJCAI*.
- Draper, T. L.; and Saad, F. A. 2025. Efficient Online random Sampling via Randomness Recycling. *arXiv preprint*.
- Dudek, J.; Phan, V.; and Vardi, M. 2020. ADDMC: Weighted Model Counting with Algebraic Decision Diagrams. *In Proc. of AAAI*.

- Dueñas Osorio, L.; Meel, K. S.; Paredes, R.; and Vardi, M. 2017. SAT-Based Connectivity Reliability Estimation for Power Transmission Grids. *Tech Report*.
- Harris, D. G.; and Srinivasan, A. 2018. Improved bounds and algorithms for graph cuts and network reliability. *Random Structures & Algorithms*.
- Karger, D. R. 2001. A Randomized Fully Polynomial Time Approximation Scheme for the All-Terminal Network Reliability Problem. *SIAM Review*.
- Karger, D. R.; and Stein, C. 1996. A new approach to the minimum cut problem. *Journal of the ACM*.
- Karp, R.; and Luby, M. 1983. Monte-Carlo Algorithms for Enumeration and Reliability Problems. *In Proc. of SFCS*.
- Karp, R.; Luby, M.; and Madras, N. 1989. Monte-Carlo Approximation Algorithms for Enumeration Problems. *Algorithms*.
- Kimmig, A.; Van den Broeck, G.; and De Raedt, L. 2011. An Algebraic Prolog for Reasoning About Possible Worlds. *In Proc. of AAAI*.
- Meel, K.; Shrotri, A.; and Vardi, M. 2017. On Hashing-Based Approaches to Approximate DNF-Counting. *In Proc. of FSTTCS*.
- Meel, K. S.; Shrotri, A. A.; and Vardi, M. Y. 2019. Not all FPRASs are equal: Demystifying FPRASs for DNF-counting. *Constraints*.
- Meel, K. S.; Vinodchandran, N.; and Chakraborty, S. 2021. Estimating the Size of Union of Sets in Streaming Models. *In Proc. of PODS*.
- Narodytska, N.; Shrotri, A.; Meel, K. S.; Ignatiev, A.; and Marques-Silva, J. 2019. Assessing Heuristic Machine Learning Explanations with Model Counting. *In Proc. of SAT*.
- Naveh, Y.; Rimón, M.; Jaeger, I.; Katz, Y.; Vinov, M.; Marcu, E.; and Shurek, G. 2007. Constraint-Based Random Stimuli Generation for Hardware Verification. *AI Magazine*.
- Pote, Y.; Meel, K. S.; and Yang, J. 2025. Towards Real-Time Approximate Counting. *In Proc. of AAAI*.
- Sang, T.; Beame, P.; and Kautz, H. A. 2005. Performing Bayesian Inference by Weighted Model Counting. *In Proc. of AAAI*.
- Sly, A. 2010. Computational Transition at the Uniqueness Threshold. *In Proc. of FOCS*.
- Soos, M.; Divesh, A.; Chakraborty, S.; Meel, K. S.; and Obremski, M. 2023. Engineering an Efficient Approximate DNF-Counter. *In Proc. of IJCAI*.

- Soos, M.; and Meel, K. 2019. BIRD: Engineering an Efficient CNF-XOR SAT Solver and its Applications to Approximate Model Counting. *In Proc. of AAAI*.
- Valiant, L. G. 1979. The Complexity of Enumeration and Reliability Problems. *SIAM Journal on Computing*.
- Valiant, L. G. 2008. On Probabilistic Inference by Weighted Model Counting. *Artificial Intelligence*.
- Wald, A. 1945. Some Generalizations of the Theory of Cumulative Sums of Random Variables. *The Annals of Mathematical Statistics*.