

# ErrEval: Error-Aware Evaluation for Question Generation through Explicit Diagnostics

Weiping Fu<sup>1,3</sup>, Bifan Wei<sup>2,3</sup>, Jingyi Hao<sup>1,3</sup>, Yushun Zhang<sup>1,3</sup>, Jian Zhang<sup>1,3</sup>,  
Jiaxin Wang<sup>4</sup>, Bo Li<sup>1,3</sup>, Yu He<sup>1,3</sup>, Lingling Zhang<sup>1,3</sup>, Jun Liu<sup>1,3</sup>

<sup>1</sup>School of Computer Science and Technology, Xi'an Jiaotong University, Xi'an, China,

<sup>2</sup>School of Continuing Education, Xi'an Jiaotong University, Xi'an, China,

<sup>3</sup>Shaanxi Province Key Laboratory of Big Data Knowledge Engineering, Xi'an, China,

<sup>4</sup>Test center, National University of Defense Technology, Xi'an, China

## Abstract

Automatic Question Generation (QG) often produces outputs with critical defects, such as factual hallucinations and answer mismatches. However, existing evaluation methods, including LLM-based evaluators, mainly adopt a black-box and holistic paradigm without explicit error modeling, leading to the neglect of such defects and overestimation of question quality. To address this issue, we propose **ErrEval**, a flexible and **Error-aware Evaluation** framework that enhances QG evaluation through explicit error diagnostics. Specifically, ErrEval reformulates evaluation as a two-stage process of error diagnosis followed by informed scoring. At the first stage, a lightweight plug-and-play Error Identifier detects and categorizes common errors across structural, linguistic, and content-related aspects. These diagnostic signals are then incorporated as explicit evidence to guide LLM evaluators toward more fine-grained and grounded judgments. Extensive experiments on three benchmarks demonstrate the effectiveness of ErrEval, showing that incorporating explicit diagnostics improves alignment with human judgments. Further analyses confirm that ErrEval effectively mitigates the overestimation of low-quality questions <sup>1</sup>.

## 1 Introduction

Question Generation (QG) is a fundamental task in Natural Language Generation (NLG) (Guo et al., 2024), aiming to generate questions given a context and often with a target answer. Reliable evaluation of generated questions is essential for ensuring the quality of QG systems deployed in downstream applications such as question answering (Lyu et al., 2021), dialogue systems (Zeng et al., 2023), and educational assessments (Ghanem et al., 2022).

Traditional QG evaluation methods, including similarity-based metrics (e.g., BLEU (Papineni

<sup>1</sup>Codes and resources are available at: <https://github.com/WeipingFu/ErrEval>

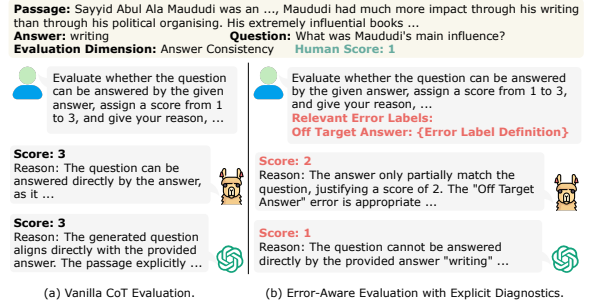


Figure 1: Comparison between vanilla CoT and error-aware evaluation using LLMs, where the former overestimates a flawed question and the latter aligns more closely with human judgment.

et al., 2002), BERTScore (Zhang\* et al., 2020)) and generation-based approaches (e.g., BARTScore (Yuan et al., 2021), GPTScore (Fu et al., 2024a)), provide efficient but coarse assessments, offering limited interpretability and weak support for fine-grained, multi-dimensional evaluation. In response to these limitations, large language models (LLMs), such as GPT-4 (OpenAI, 2023) and LLaMA (Touvron et al., 2023), have recently emerged as powerful evaluators that support multi-dimensional evaluation, generate natural language explanations, and exhibit improved alignment with human judgments (Li et al., 2024; Wang et al., 2024).

Despite these advancements, current LLM-based evaluators mainly follow a black-box and holistic evaluation paradigm, which maps generated questions directly to scalar ratings without modeling the underlying errors that lead to low-quality outputs. As a result, questions with critical defects are often overestimated. A natural way to address this limitation is to introduce error modeling into the evaluation process, which prior studies have shown to improve evaluation reliability (Xu et al., 2023). Following this insight, we explore augmenting LLM-based QG evaluation with explicit error diagnostics. As illustrated in Figure 1, LLM evaluators using

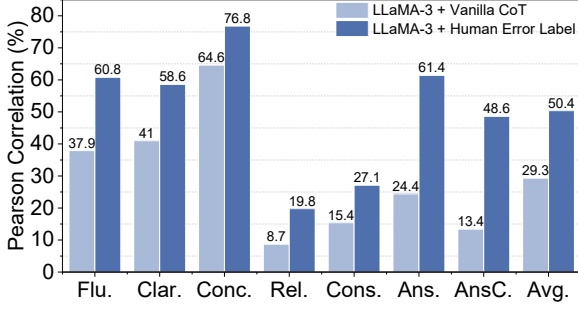


Figure 2: Pilot experiment - Pearson correlation coefficients (%) between model scores and human scores. Flu.: Fluency; Clar.: Clarity; Conc.: Conciseness; Rel.: Relevance; Cons.: Consistency; Ans.: Answerability; AnsC.: Answer Consistency; Avg.: Average.

a vanilla Chain-of-Thought (CoT) prompt (Wei et al., 2022) overrate a flawed question (a), but revise their scores toward the human judgment when explicit error information is provided (b). To substantiate this observation, we conduct a pilot study on 300 samples from QGEval (Fu et al., 2024b) and find that providing LLM evaluator with human-labeled error information improves alignment with human judgments by an average of 56.6% across evaluation dimensions (Figure 2). Taken together, these findings indicate that explicit error modeling provides a useful diagnostic perspective for QG evaluation, enabling more fine-grained and calibrated judgments.

To this end, we propose an error-aware evaluation framework named **ErrEval** that reformulates LLM-based QG evaluation by introducing explicit error diagnostics as an intermediate step. Specifically, we first design an error taxonomy which comprises **11 error types** spanning structural, linguistic, and content-related aspects (Table 1), inspired by the Multidimensional Quality Metrics (MQM) framework in machine translation (Freitag et al., 2021). Each error type is aligned with the evaluation dimensions it directly affects (Appendix A), enabling principled use of error diagnostics during evaluation. Based on the proposed error taxonomy, we develop a **lightweight Error Identifier** using an iterative refinement strategy to support accurate error identification. The predicted errors are finally converted into explicit diagnostic signals and incorporated into the evaluation process, guiding LLM evaluators to focus on dimension-relevant issues and produce more accurate judgments.

We validate ErrEval through extensive experiments on three benchmarks and four LLM eval-

uators, spanning different evaluation settings and covering both open-source and closed-source models (Sec. 4.1). The results show that ErrEval improves the alignment between model and human judgments across various dimensions (Sec. 4.2). Further analyses indicate that accurate error identification contributes to error-aware evaluation and that incorporating explicit error diagnostics reduces the tendency to overestimate low-quality questions (Sec. 4.3).

To summarize, our main contributions are three-fold:

- We propose **ErrEval**, an error-aware framework that enhances LLM-based evaluation through explicit error diagnosis. To the best of our knowledge, this is the first work to adopt such a diagnostic paradigm in the context of question generation.
- To support error-aware evaluation in practice, we design an error taxonomy with 11 error types and develop a lightweight plug-and-play Error Identifier to provide diagnostic signals for LLM evaluators.
- Extensive experiments on three benchmarks show that ErrEval consistently improves alignment with human judgments across different LLM evaluators and evaluation settings.

## 2 Problem Formulation

Our goal is to evaluate the quality of generated questions across multiple dimensions (e.g., *Answerability*). We formalize the LLM-based evaluation paradigm as a dimension-specific scoring function:

$$(s, r) = F(p, a, q, c, err) \quad (1)$$

where  $F$  is the evaluation function,  $p$ ,  $a$ , and  $q$  represent the source passage, the reference answer, and the generated question, respectively.  $c$  denotes the evaluation criteria (i.e., a specific dimension with its scoring criteria). The optional input  $err$  provides error diagnosis information, which guides the evaluator toward a more focused and interpretable assessment. The output includes a score  $s$  for the specific dimension and a reason  $r$  that explains why the scoring decision is made. The scoring scales vary across evaluation settings (e.g., Likert-scale ratings, binary classification).

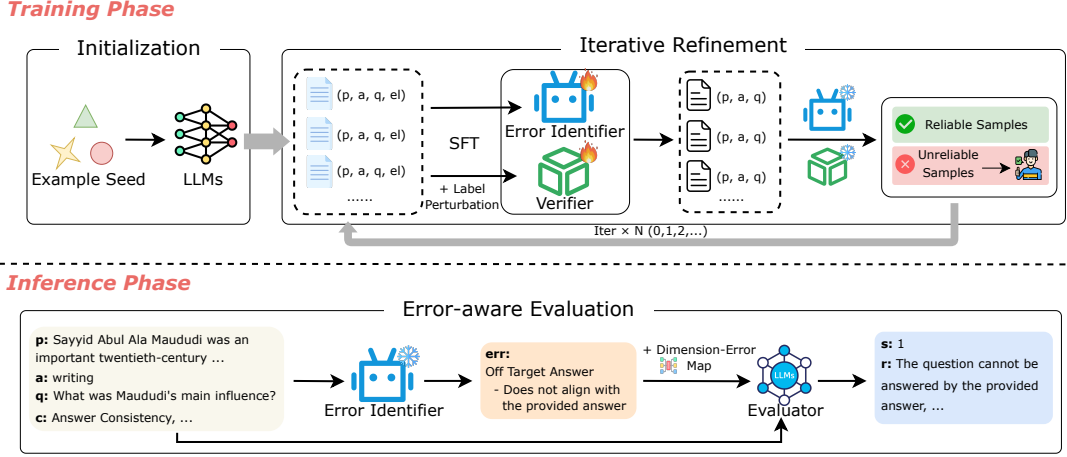


Figure 3: Framework of ErrEval. Given a passage ( $p$ ), answer ( $a$ ), generated question ( $q$ ), and evaluation criteria ( $c$ ), ErrEval performs evaluation with explicit error diagnostics. An iteratively trained **Error Identifier (EI)** detects error types ( $el$ ), which are organized as diagnostic information ( $err$ ) to guide dimension-specific scoring by LLM evaluators. The EI functions as a lightweight and plug-and-play module.

In parallel, we formalize the error identification task as a multi-label classification problem, as a single question may contain multiple types of errors. Let  $\mathcal{L} = \{l_1, l_2, \dots, l_K\}$  denote the predefined set of  $K$  error types, including a special label No Error. Given a triplet  $(p, a, q)$ , the task is to predict which error types apply to the generated question. The model learns a function:

$$el = f(p, a, q) \quad (2)$$

where  $f$  is a multi-label classifier parameterized by a neural network, and  $el \in \{0, 1\}^K$  is a binary vector indicating the presence (1) or absence (0) of each error type in  $\mathcal{L}$ .

These two components are tightly coupled in our proposed framework: the predicted error types  $el$  are used to form the diagnosis information  $err$  to guide evaluators for dimension-specific evaluation.

### 3 The ErrEval Framework

The overall framework of ErrEval is illustrated in Figure 3. It consists of two main phases: a training phase for learning explicit error diagnostics, and an inference phase for diagnosis-guided evaluation. During the training phase, we iteratively train two components: an **Error Identifier (EI)**, which predicts error types in generated questions, and a **Verifier**, which serves as a quality-control module to assess and filter the EI’s predictions. A data filtering and refinement mechanism is employed to progressively improve both the quality of the training data and the performance of the two models. The training process comprises two

stages: **initialization**, where a small set of error-labeled data is constructed using LLMs (Sec. 3.1), and **iterative refinement**, where more diverse and realistic data are added through model-in-the-loop expansion (Sec. 3.2).

In the inference phase, given a source passage, a target answer, a generated question, and the evaluation criteria, the EI first identifies potential error types in the question. The error types relevant to the target evaluation dimension, together with their descriptions, are then organized as diagnostic information and incorporated into the evaluation process to condition an LLM-based evaluator for dimension-specific scoring. Notably, the EI can be seamlessly paired with different LLM evaluators, enabling ErrEval to function as a plug-and-play enhancement rather than a model-specific solution.

Underlying this framework is a carefully designed **error taxonomy** that defines 11 distinct error types across structural, linguistic, and content-related aspects. This taxonomy serves as both the label space for training the Error Identifier and the semantic bridge that links error diagnostics to evaluation dimensions. We describe the taxonomy in detail in Sec. 3.3.

#### 3.1 Initialization

We adopt an LLM-based error data synthesis process to construct an initial labeled dataset for training the initial EI and Verifier. Specifically, we leverage LLMs to generate questions exhibiting predefined error types given a passage and a target answer. Few-shot examples are used to encourage

Category	Error Type	Description
Structural	Incomplete (Inc)	Misses essential components, making the question unfinished.
	Not A Question (NAQ)	Lacks interrogative structure or is a statement rather than a question.
Linguistic	Spell Error (Spell)	Contains misspelled words affecting readability or clarity.
	Grammar Error (Gram)	Grammatical issues such as incorrect word order, tense, subject-verb agreement.
	Vague (Vag)	The question is unclear, overly broad, or ambiguous in meaning.
	Unnecessary Copy from Passage (Copy)	Overquotes or redundantly copies large portions of the passage.
Content-related	Off Topic (OTP)	The question is unrelated to the topic of the passage.
	Factual Error (Fact)	Includes incorrect facts that contradict the passage.
	Information Not Mentioned (INM)	Asks for information not present in the passage.
	Off Target Answer (OTA)	Does not align with the provided answer.
–	No Error (NoErr)	The question is clear, relevant, and answerable without any issues.

Table 1: Error types grouped by category, with their descriptions.

the generation of questions with the desired error patterns. We apply a multi-model agreement filtering strategy to ensure label reliability. Each generated question is independently evaluated by three LLMs (GPT-4o, Claude-3.5, and Gemini-2.0-pro), which assign confidence scores for the presence of the target error types. A sample is retained only if at least two models assign a confidence score of  $\geq 0.8$ . Through this process, we obtain an initial dataset with error labels for each sample. For training the Verifier, we construct negative examples via label perturbation, by heuristically altering the original error labels to simulate invalid annotations.

### 3.2 Iterative Refinement

To introduce more realistic and diverse error patterns, we construct an unlabeled question pool by collecting outputs from multiple QG models, including BART (Lewis et al., 2020), T5 (Raffel et al., 2020), and Flan-T5 (Chung et al., 2024) of varying sizes. These models generate questions from passages and answers sampled from SQuAD (Rajpurkar et al., 2016) and HotpotQA (Yang et al., 2018). This unlabeled pool serves as the basis for iterative refinement. In each iteration, the current EI and Verifier are applied to the unlabeled question pool to predict and validate error types. Their confidence scores are used to compute two selection metrics, uncertainty and inconsistency:

$$Uncertainty = 1 - |p_e - 0.5| \quad (3)$$

$$Inconsistency = |p_e - p_v| \quad (4)$$

where  $p_e$  and  $p_v$  denote the confidence scores from the EI and Verifier, respectively. Based on these metrics, samples are categorized into reliable and unreliable sets. Reliable samples correspond to

high confidence and verifier-consistent predictions, while unreliable samples exhibit high uncertainty or high inconsistency. The specific threshold values for uncertainty and inconsistency are empirically chosen and reported in Appendix F.

At each iteration ( $iter \geq 1$ ), a subset of reliable samples is directly added to the training set, whereas a subset of unreliable samples is manually verified before being used for further fine-tuning. Typically, several hundred new examples are incorporated per iteration, gradually expanding the training data with high-quality and diverse samples.

### 3.3 Error Taxonomy

To support error diagnosis of quality issues in generated questions, we define a taxonomy consisting of eleven error types. Guided by prior error analysis and commonly adopted evaluation dimensions which cover both linguistic aspects (e.g., *fluency*, *clarity*) and task-oriented aspects (e.g., *consistency*, *answerability*) (Fu et al., 2024b), we identify recurring error patterns and annotate questions with multiple error types. We organize error types into a taxonomy with three categories: (1) **Structural errors**, which concern the form, structure, and completeness of a question. (2) **Linguistic errors**, related to language use such as spelling, grammar, and expression. (3) **Content-related errors**, which capture semantic misalignment among the question, passage, and answer.

This taxonomy facilitates understanding of how different error types correspond to specific evaluation dimensions. Structural and linguistic errors primarily concern the form and expression of a question and may affect both linguistic and task-oriented dimensions. For example, *incomplete* questions impair both *fluency* and *answerability*.



Method	Flu.	Clar.	Conc.	Rel.	Cons.	Ans.	AnsC.	Avg.
<i>Similarity-based Methods</i>								
BLEU	2.8	4.9	13.8	4.1	3.2	8.0	16.2	7.6
Q-BLEU	7.2	8.2	21.6	5.8	7.5	11.3	19.8	11.6
BERTScore	14.0	12.3	31.3	11.3	9.1	13.1	23.1	16.3
BLEURT	7.8	10.5	17.9	10.4	9.8	14.4	27.1	14.0
QSTS	1.6	10.4	1.5	7.7	4.3	13.0	25.0	9.1
<i>Generation-based Methods</i>								
BARTScore	14.8	3.5	51.1	5.3	0.1	1.8	1.5	11.2
GPTScore	13.4	10.4	5.2	<b>41.6</b>	19.7	14.8	23.6	18.4
UniEval	37.0	21.9	25.9	15.3	15.6	20.7	35.6	24.6
QRelScore	21.3	9.6	55.3	3.2	0.2	2.6	2.5	13.5
RQUGE	4.5	9.2	12.6	7.0	20.0	21.1	<b>56.1</b>	18.6
<i>LLM-based Methods</i>								
JudgeLM	29.9	29.7	49.8	16.5	14.3	21.8	16.6	25.5
Prometheus 2	17.8	18.4	25.4	6.9	5.4	15.6	17.2	15.2
INSTRUCTSCORE	20.0	16.2	41.4	5.0	11.0	16.6	13.5	17.7
TIGERScore	19.9	18.3	18.4	4.1	9.7	18.0	13.1	14.5
LLaMA-3 Vanilla CoT	27.1	24.6	51.1	15.3	16.0	20.8	11.9	23.8
+ ErrEval-base	38.5 <sup>(+11.4)</sup>	32.6 <sup>(+8.0)</sup>	<b>57.6</b> <sup>(+6.5)</sup>	17.2 <sup>(+1.9)</sup>	18.3 <sup>(+2.3)</sup>	30.0 <sup>(+9.2)</sup>	26.4 <sup>(+14.5)</sup>	31.5 <sup>(+7.7)</sup>
+ ErrEval-large	36.7 <sup>(+9.6)</sup>	32.8 <sup>(+8.2)</sup>	56.4 <sup>(+5.3)</sup>	18.0 <sup>(+2.7)</sup>	18.8 <sup>(+2.8)</sup>	33.5 <sup>(+12.7)</sup>	27.6 <sup>(+15.7)</sup>	32.0 <sup>(+8.2)</sup>
Qwen3 Vanilla CoT	33.4	30.2	46.2	<u>24.3</u>	29.7	37.2	37.5	34.1
+ ErrEval-base	35.0 <sup>(+1.6)</sup>	<b>33.6</b> <sup>(+3.4)</sup>	54.3 <sup>(+8.1)</sup>	22.6 <sup>(-1.7)</sup>	30.1 <sup>(+0.4)</sup>	41.0 <sup>(+3.8)</sup>	39.9 <sup>(+2.4)</sup>	36.6 <sup>(+2.5)</sup>
+ ErrEval-large	37.6 <sup>(+4.2)</sup>	32.9 <sup>(+2.7)</sup>	54.3 <sup>(+8.1)</sup>	23.5 <sup>(-0.8)</sup>	<u>31.0</u> <sup>(+1.3)</sup>	41.4 <sup>(+4.2)</sup>	41.3 <sup>(+3.8)</sup>	<u>37.4</u> <sup>(+3.3)</sup>
GPT-4o Vanilla CoT	34.2	26.8	48.6	14.2	23.9	32.5	51.2	33.1
+ ErrEval-base	34.7 <sup>(+0.5)</sup>	27.3 <sup>(+0.5)</sup>	51.8 <sup>(+3.2)</sup>	13.7 <sup>(-0.5)</sup>	27.0 <sup>(+3.1)</sup>	34.0 <sup>(+1.5)</sup>	52.1 <sup>(+0.9)</sup>	34.4 <sup>(+1.3)</sup>
+ ErrEval-large	35.5 <sup>(+1.3)</sup>	28.3 <sup>(+1.5)</sup>	52.5 <sup>(+3.9)</sup>	14.1 <sup>(-0.1)</sup>	25.5 <sup>(+1.6)</sup>	33.8 <sup>(+1.3)</sup>	52.8 <sup>(+1.6)</sup>	34.6 <sup>(+1.5)</sup>
Claude-3.5 Vanilla CoT	42.2	29.5	52.3	22.2	29.9	39.8	43.2	37.0
+ ErrEval-base	<u>42.2</u> <sup>(+0.0)</sup>	33.5 <sup>(+4.0)</sup>	<u>57.4</u> <sup>(+5.1)</sup>	23.8 <sup>(+1.6)</sup>	30.7 <sup>(+0.8)</sup>	45.9 <sup>(+6.1)</sup>	52.6 <sup>(+9.4)</sup>	<b>40.9</b> <sup>(+3.9)</sup>
+ ErrEval-large	<b>42.8</b> <sup>(+0.6)</sup>	32.9 <sup>(+3.4)</sup>	56.8 <sup>(+4.5)</sup>	22.7 <sup>(+0.5)</sup>	<b>31.8</b> <sup>(+1.9)</sup>	<b>46.0</b> <sup>(+6.2)</sup>	<u>53.3</u> <sup>(+10.1)</sup>	<b>40.9</b> <sup>(+3.9)</sup>

Table 2: Pearson correlation coefficients (%) between automatic evaluation methods and human scores on QGEval. For each evaluation dimension, the best and second-best results are highlighted in **bolded** and underlined, respectively. **ErrEval-base/large: error-aware evaluation using RoBERTa-base/RoBERTa-large Error Identifiers.**

In contrast, content-related errors reflect semantic misalignment between the question, passage, and answer, and are associated with task-oriented dimensions. For instance, *factual* errors can severely compromise both *consistency* and *answerability*. Table 1 summarizes all error types and their definitions, and Appendix A presents the full mapping between error types and evaluation dimensions.

## 4 Experiment

### 4.1 Experimental Setup

**Datasets and Metrics** We conduct experiments on three datasets: QGEval, SimQG (Gollapalli and Ng, 2022), and SQuAD 2.0 (Rajpurkar et al., 2018), all of which contain human-annotated evaluation labels, providing a reliable reference for assessing the quality and robustness of automatic evaluation methods. Specifically, on QGEval and SimQG, we use the Pearson correlation coefficient to measure the alignment between automatic evaluation scores and human judgments. On SQuAD 2.0, we evalu-

ate binary answerability prediction on a subset of its original development set and report classification metrics, including accuracy, macro precision, recall, and F1 score.

**Automatic Evaluation Methods** We compare our proposed method (error-aware evaluation) against multiple automatic evaluation baselines, which are grouped into three main categories: (1) **Similarity-based methods**, including BLEU, BERTScore, BLEURT (Sellam et al., 2020), Q-BLEU (Nema and Khapra, 2018), and QSTS (Gollapalli and Ng, 2022). (2) **Generation-based methods**, such as BARTScore, GPTScore, UniEval (Zhong et al., 2022), QRelScore (Wang et al., 2022), and RQUGE (Mohammadshahi et al., 2023). (3) **LLM-based methods**, such as Vanilla CoT Prompt, JudgeLM (Zhu et al., 2025), Prometheus 2 (Kim et al., 2024), INSTRUCTSCORE (Xu et al., 2023), and TIGERScore (Jiang et al., 2023).

We evaluate both the vanilla CoT prompting approach and our error-aware prompting variant using

four LLMs as evaluators: LLaMA-3 (LLaMA-3-8B-Instruct), Qwen3 (Qwen3-8B), GPT-4o, and Claude-3.5 (Claude-3.5-haiku-20241022), covering both open-source and closed-source models. For each model, the vanilla CoT prompt consists of a task description, the target evaluation dimension, scoring criteria, step-by-step evaluation guidance, and the input  $(p, a, q)$  triple. Our error-aware prompting variant extends the vanilla prompt by incorporating explicit error information and making minor adjustments to the evaluation steps, while keeping all other prompt components unchanged. Prompt templates are provided in Appendix E.2.

**Implementation Details** We train our models using RoBERTa (Liu et al., 2019). The Error Identifier uses both RoBERTa-base and RoBERTa-large to examine the effect of model capacity, while the Verifier uses RoBERTa-base, which is sufficient for validating EI predictions while maintaining training efficiency. We conduct five training iterations (from Iteration 0 to Iteration 4), as EI performance on the development set begins to degrade at Iteration 4. We adopt the model checkpoint from Iteration 3 for all downstream evaluations. All models are trained using standard fine-tuning settings with early stopping based on development performance. Detailed data splits and hyperparameters are provided in Appendix F.

## 4.2 Main Results

We evaluate ErrEval on three benchmarks to examine its performance across different evaluation settings and LLM evaluators.

**ErrEval Improves Alignment with Human Judgments across LLM Evaluators** Table 2 and Table 3 report Pearson correlation coefficients between automatic evaluation scores and human judgments. We find that ErrEval achieves the best performance and improves correlation with human judgments across all LLM evaluators on both benchmarks. On QGEval, ErrEval-base improves the average Pearson correlation by 12.0% relative to the vanilla CoT baseline across four LLM evaluators, while ErrEval-large yields a larger average relative improvement of 13.2%. The improvements are more pronounced on task-oriented dimensions such as Answerability and Answer Consistency, with average relative gains of 17.3% and 20.3%, respectively. On SimQG, ErrEval-base and ErrEval-large achieve average relative improvements of 2.8% and 4.5%, respectively, over the

Method	Flu.	Rel.	Ans.	Avg.
<i>Similarity-based Methods</i>				
BLEU	4.2	13.2	18.7	12.0
Q-BLEU	6.5	17.7	22.0	15.4
BERTScore	19.1	17.8	27.0	21.3
BLEURT	22.8	20.1	32.0	25.0
QSTS	12.5	4.4	14.4	10.4
<i>Generation-based Methods</i>				
BARTScore	6.9	23.1	19.1	16.4
GPTScore	23.7	41.8	48.1	37.9
UniEval	<b>50.3</b>	32.2	44.6	42.4
QRelScore	2.0	15.4	8.7	8.7
RQUGE	14.2	16.6	34.5	21.8
<i>LLM-based Methods</i>				
JudgeLM	43.7	35.0	42.5	40.4
Prometheus 2	22.3	16.1	18.6	19.0
INSTRUCTSCORE	35.6	14.5	34.1	28.1
TIGERScore	21.9	19.2	27.9	23.0
LLaMA-3 Vanilla CoT	37.8	36.8	53.7	42.8
+ ErrEval-base	38.3 <sup>(+0.5)</sup>	39.1 <sup>(+2.3)</sup>	55.2 <sup>(+1.5)</sup>	44.2 <sup>(+1.4)</sup>
+ ErrEval-large	38.9 <sup>(+1.1)</sup>	42.1 <sup>(+5.3)</sup>	57.4 <sup>(+3.7)</sup>	46.1 <sup>(+3.3)</sup>
Qwen3 Vanilla CoT	45.8	53.8	67.7	55.8
+ ErrEval-base	45.6 <sup>(-0.2)</sup>	54.5 <sup>(+0.7)</sup>	67.8 <sup>(+0.1)</sup>	56.0 <sup>(+0.2)</sup>
+ ErrEval-large	49.1 <sup>(+3.3)</sup>	55.0 <sup>(+1.2)</sup>	68.2 <sup>(+0.5)</sup>	57.4 <sup>(+1.6)</sup>
GPT-4o Vanilla CoT	39.0	46.7	60.3	48.7
+ ErrEval-base	39.4 <sup>(+0.4)</sup>	47.2 <sup>(+0.5)</sup>	62.8 <sup>(+2.5)</sup>	49.8 <sup>(+1.1)</sup>
+ ErrEval-large	41.3 <sup>(+2.3)</sup>	48.0 <sup>(+1.3)</sup>	63.0 <sup>(+2.7)</sup>	50.8 <sup>(+2.1)</sup>
Claude-3.5 Vanilla CoT	41.6	54.2	66.6	54.1
+ ErrEval-base	46.2 <sup>(+4.6)</sup>	55.2 <sup>(+1.0)</sup>	69.9 <sup>(+3.3)</sup>	57.1 <sup>(+3.0)</sup>
+ ErrEval-large	44.5 <sup>(+2.9)</sup>	53.1 <sup>(-1.1)</sup>	<b>70.7</b> <sup>(+4.1)</sup>	56.1 <sup>(+2.0)</sup>

Table 3: Pearson correlation coefficients (%) between automatic methods and human scores on SimQG.

vanilla CoT baseline across the four LLM evaluators, even when baseline correlations are relatively high. Similar to the observations on QGEval, larger gains are observed on task-oriented dimensions such as Answerability.

**Error Diagnostics Improve Answerability Classification** Table 4 reports binary answerability classification results on SQuAD 2.0. Since most baselines are designed for score-based evaluation and cannot be directly adapted to binary classification, we compare ErrEval only with vanilla CoT prompting across four LLM evaluators. As shown in the Table, ErrEval improves the evaluation performance relative to the vanilla baseline across all evaluators. For example, with LLaMA-3, ErrEval-large increases accuracy from 62.9% to 67.5%, while for Qwen3, ErrEval-large achieves absolute gains of 6.4% in accuracy. These results demonstrate that explicit error diagnostics help LLM evaluators better distinguish answerable from unanswerable questions.

Method	Acc	P <sub>M</sub>	R <sub>M</sub>	F1 <sub>M</sub>
LLaMA-3 Vanilla CoT	62.9	68.1	66.4	62.6
+ ErrEval-base	65.7 <sup>(+2.8)</sup>	73.6 <sup>(+5.5)</sup>	70.0 <sup>(+3.6)</sup>	65.2 <sup>(+2.6)</sup>
+ ErrEval-large	67.5 <sup>(+4.6)</sup>	75.0 <sup>(+6.9)</sup>	71.6 <sup>(+5.2)</sup>	67.1 <sup>(+4.5)</sup>
Qwen3 Vanilla CoT	74.4	74.9	75.6	74.3
+ ErrEval-base	78.0 <sup>(+3.6)</sup>	78.1 <sup>(+3.2)</sup>	79.0 <sup>(+3.4)</sup>	77.9 <sup>(+3.6)</sup>
+ ErrEval-large	80.8 <sup>(+6.4)</sup>	80.4 <sup>(+5.5)</sup>	81.3 <sup>(+5.7)</sup>	80.6 <sup>(+6.3)</sup>
GPT-4o Vanilla CoT	84.9	84.4	84.7	84.5
+ ErrEval-base	85.8 <sup>(+0.9)</sup>	85.3 <sup>(+0.9)</sup>	85.4 <sup>(+0.7)</sup>	85.4 <sup>(+0.9)</sup>
+ ErrEval-large	86.3 <sup>(+1.4)</sup>	85.9 <sup>(+1.5)</sup>	85.8 <sup>(+1.1)</sup>	85.8 <sup>(+1.3)</sup>
Claude-3.5 Vanilla CoT	78.5	80.4	80.7	78.5
+ ErrEval-base	80.0 <sup>(+1.5)</sup>	81.2 <sup>(+0.8)</sup>	81.9 <sup>(+1.2)</sup>	80.0 <sup>(+1.5)</sup>
+ ErrEval-large	80.4 <sup>(+1.9)</sup>	81.4 <sup>(+1.0)</sup>	82.2 <sup>(+1.5)</sup>	80.4 <sup>(+1.9)</sup>

Table 4: Results on SQuAD 2.0. Acc: Accuracy; P<sub>M</sub>, R<sub>M</sub>, F1<sub>M</sub>: Macro Precision, Recall, and F1.

### 4.3 Analysis

**Iterative Refinement Enables More Accurate Error Identification** Table 5 reports the performance of different Error Identifiers on the development set. We report multi-label classification metrics, including Micro F1, Macro F1, and Weighted F1, together with Exact Match Rate (EMR), which measures whether the predicted error set exactly matches the gold annotations, and Over Prediction Rate (OPR), which quantifies the proportion of predicted error labels not present in the ground truth. A lower OPR indicates fewer fake error signals and a reduced risk of interfering with downstream evaluation. The results compare Error Identifiers with different backbone architectures and training strategies. Supervised models yield higher performance than zero-shot LLM prompting. Among fine-tuned models, RoBERTa and ModernBERT (Warner et al., 2024) achieve comparable performance and outperform LLaMA-3 with LoRA adaptation. Building on this comparison, we further apply the iterative refinement strategy to RoBERTa-based models. Compared to the fine-tuned baseline, both RoBERTa-base and RoBERTa-large achieve further improvements through iterative refinement, demonstrating the effectiveness of the proposed training strategy (for a fair comparison, both fine-tuned and iteratively refined models are trained using data up to Iteration 3).

**More Accurate Error Identification Leads to Better Evaluation Alignment** We analyze how evaluation performance varies across EI training iterations to examine the relationship between error identification accuracy and evaluation outcomes. Using LLaMA-3 as the evaluator, we inject error information predicted by EI models (Roberta-large)

Error Identifier	F1 <sub>m</sub>	F1 <sub>M</sub>	F1 <sub>w</sub>	EMR	OPR↓
<i>Zero-shot Prompting</i>					
LLaMA-3	26.1	22.1	33.4	8.6	77.3
GPT-4o	53.8	48.7	55.7	38.6	47.6
<i>Fine-tuning</i>					
LLaMA-3 (LoRA)	56.8	45.3	53.1	53.6	40.7
ModernBERT-base	61.9	45.3	53.0	57.9	30.0
ModernBERT-large	71.7	54.5	63.5	64.3	21.1
RoBERTa-base	62.7	51.2	56.9	55.7	28.9
RoBERTa-large	69.9	63.2	65.2	66.4	25.7
<i>Iterative Refinement</i>					
RoBERTa-base	71.5	63.5	66.6	67.9	25.0
RoBERTa-large	81.2	78.0	77.9	75.7	17.5

Table 5: The performance(%) of different EIs. F1<sub>m</sub>: Micro F1. F1<sub>M</sub>: Macro F1. F1<sub>w</sub>: Weighted F1. EMR: Exact Match Rate. OPR: Over Prediction Rate.

from different iterations and measure the average Pearson correlation between evaluator scores and human judgments on the pilot set annotated from QGEval (Figure 4). Without any error information, the vanilla method achieves a baseline correlation of 29.3%. As EI training progresses from Iteration 0 to Iteration 3, the evaluator-human correlation increases steadily, reaching 46.2% at Iteration 3. For reference, providing human-annotated error information yields a correlation of 50.4%, serving as an upper bound in this analysis. At Iteration 4, both EI performance and evaluation correlation exhibit a slight decrease. These observations show that changes in EI accuracy are reflected in downstream evaluation results, highlighting the role of error identification quality in error-aware LLM-based evaluation.

**Error-Aware Evaluation Reduces Overestimation of Low-Quality Questions** To investigate whether incorporating error information can mitigate the overestimation of low-quality questions, we compare the vanilla CoT method with our error-aware approach (ErrEval-large) using LLaMA-3 as the evaluator on QGEval. Questions with a human score  $\leq 2$  are treated as *low-quality*, while those with a score of 3 are considered *high-quality*. We focus on the overestimation rate (*OverR*), defined as the proportion of low-quality questions that are incorrectly assigned a high score:

$$OverR = \frac{Count((s_h \leq 2) \cap (s_m = 3))}{Count(s_h \leq 2)} \quad (5)$$

Here,  $s_h$  and  $s_m$  denote the human score and model score, respectively. As shown in Figure 5,

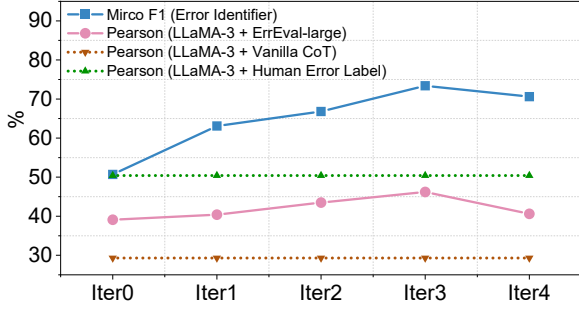


Figure 4: Effect of EI accuracy on evaluation result across training iterations.

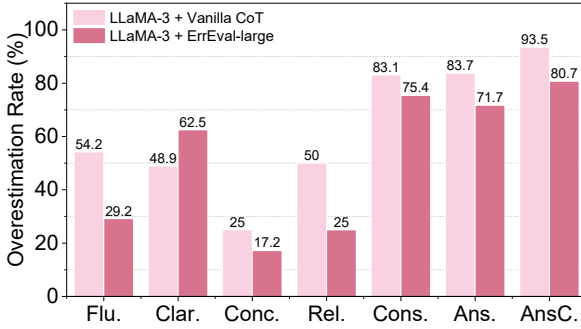


Figure 5: The overestimation rates of Vanilla Prompt method and ErrEval-large.

the vanilla CoT method exhibits high overestimation rates across evaluation dimensions, exceeding 80% on several task-oriented dimensions, including *consistency* (83.1%), *answerability* (83.7%), and *answer consistency* (93.5%). Incorporating error diagnostics reduces overestimation, with ErrEval lowering these rates to 75.4%, 71.7%, and 81.3%, respectively. These results indicate that error-aware guidance helps evaluators better penalize quality issues that are overlooked by vanilla prompting.

## 5 Related Work

**Automatic Evaluation Methods** Existing evaluation methods fall into three main types. Similarity-based methods (e.g., Q-BLEU, QSTS) compare generated questions to references, but fail to recognize valid yet dissimilar questions. Generation-based methods (e.g., QRelScore) leverage pre-trained language models to evaluate question quality without relying on reference questions. However, their output is typically a single aggregated score with limited interpretability. Recent LLM-based methods (e.g., G-Eval (Liu et al., 2023), ChatEval (Chan et al., 2023)) enhance evaluation by prompting large language models to evaluate multiple quality dimensions and provide explana-

tions. However, most existing approaches rely on holistic scoring and do not model the underlying error signals that lead to low-quality questions, which can result in overestimation during evaluation. Our work complements this line of research by introducing explicit error diagnostics into the evaluation process, enabling more grounded and interpretable LLM-based evaluation for QG.

**Error Analysis and Diagnostics in NLG** Explicit error analysis has been explored in NLG evaluation as a means to improve interpretability and reliability. The MQM framework introduced a structured taxonomy of error types for machine translation, providing a foundation for error-oriented evaluation. Recent work such as InstructScore (Xu et al., 2023) and TIGERScore (Jiang et al., 2023) further employs LLMs to identify specific error types across different generation tasks. However, these approaches typically rely on large, non-modular models and apply fixed scoring heuristics that limit flexibility. In contrast, our method introduces a lightweight, plug-and-play Error Identifier and leverages error diagnostics as explicit evidence to guide downstream LLM evaluators, rather than directly mapping errors to predefined score deductions. This design enables flexible and error-aware evaluation while remaining compatible with existing LLM-based evaluators.

## 6 Conclusion

In this work, we propose **ErrEval**, an error-aware evaluation framework for question generation that augments LLM-based evaluation with explicit error diagnostics to address the limitations of holistic and black-box scoring. ErrEval introduces a diagnostic evaluation paradigm that identifies error types in generated questions and relates them to specific evaluation dimensions, enabling more interpretable and grounded assessments. To support this framework, we define an error taxonomy with 11 error types covering structural, linguistic, and content-related aspects. Based on this taxonomy, a lightweight Error Identifier is developed via an iterative refinement strategy. The Error Identifier is designed as a plug-and-play component that can be seamlessly integrated into existing LLM-based evaluators, making the framework flexible and easy to adopt. Extensive experiments on multiple benchmarks and LLM evaluators demonstrate the effectiveness of ErrEval and show that it reduces the tendency to overestimate low-quality questions.



## Limitations

ErrEval introduces an error-aware evaluation framework for question generation by incorporating explicit error diagnostics into LLM-based evaluation. Despite the advantages, it has several limitations: (1) ErrEval is specifically designed for question generation, and extending it to other generation tasks requires task-specific adaptation and validation. Such extensions depend on the availability of appropriate error taxonomy and task-relevant evaluation criteria, which limits the direct applicability of ErrEval beyond QG evaluation. Future work may leverage large language models to assist in the automatic construction and validation of these components to reduce manual effort. (2) Error diagnostic information is currently incorporated in a relatively simple manner. Specifically, diagnostic signals are appended to the evaluation prompt, without enforcing explicit constraints on how they should influence the evaluator’s reasoning process. As a result, evaluators may occasionally overlook these signals and retain their original judgments. Future work could investigate mechanisms to more effectively leverage error diagnostic information.

## References

- Chi-Min Chan, Weize Chen, Yusheng Su, Jianxuan Yu, Wei Xue, Shanghang Zhang, Jie Fu, and Zhiyuan Liu. 2023. [Chateval: Towards better llm-based evaluators through multi-agent debate](#). In *International Conference on Learning Representations*.
- Hyung Won Chung, Le Hou, Shayne Longpre, Barret Zoph, Yi Tay, William Fedus, Yunxuan Li, Xuezhi Wang, Mostafa Dehghani, Siddhartha Brahma, Albert Webson, Shixiang Shane Gu, Zhuyun Dai, Mirac Suzgun, Xinyun Chen, Aakanksha Chowdhery, Alex Castro-Ros, Marie Pellat, Kevin Robinson, and 16 others. 2024. [Scaling instruction-finetuned language models](#). *Journal of Machine Learning Research*, 25(70):1–53.
- Markus Freitag, George Foster, David Grangier, Viresh Ratnakar, Qijun Tan, and Wolfgang Macherey. 2021. [Experts, errors, and context: A large-scale study of human evaluation for machine translation](#). *Transactions of the Association for Computational Linguistics*, 9:1460–1474.
- Jinlan Fu, See-Kiong Ng, Zhengbao Jiang, and Pengfei Liu. 2024a. [GPTScore: Evaluate as you desire](#). In *Proceedings of the 2024 Conference of the North American Chapter of the Association for Computational Linguistics: Human Language Technologies (Volume 1: Long Papers)*, pages 6556–6576. Association for Computational Linguistics.
- Weiping Fu, Bifan Wei, Jianxiang Hu, Zhongmin Cai, and Jun Liu. 2024b. [QGEval: Benchmarking multi-dimensional evaluation for question generation](#). In *Proceedings of the 2024 Conference on Empirical Methods in Natural Language Processing*, pages 11783–11803. Association for Computational Linguistics.
- Bilal Ghanem, Lauren Lutz Coleman, Julia Rivard Dexter, Spencer von der Ohe, and Alona Fyshe. 2022. Question generation for reading comprehension assessment by modeling how and what to ask. In *Findings of the Association for Computational Linguistics: ACL 2022*, pages 2131–2146.
- Sujatha Das Gollapalli and See-Kiong Ng. 2022. [QSTS: A question-sensitive text similarity measure for question generation](#). In *Proceedings of the 29th International Conference on Computational Linguistics*, pages 3835–3846, Gyeongju, Republic of Korea. International Committee on Computational Linguistics.
- Shasha Guo, Lizi Liao, Cuiping Li, and Tat-Seng Chua. 2024. [A survey on neural question generation: Methods, applications, and prospects](#). In *Proceedings of the Thirty-Third International Joint Conference on Artificial Intelligence, IJCAI-24*, pages 8038–8047. International Joint Conferences on Artificial Intelligence Organization. Survey Track.
- Dongfu Jiang, Yishan Li, Ge Zhang, Wenhao Huang, Bill Yuchen Lin, and Wenhui Chen. 2023. [Tigerscore: Towards building explainable metric for all text generation tasks](#). *Transactions on Machine Learning Research*.
- Seungone Kim, Juyoung Suk, Shayne Longpre, Bill Yuchen Lin, Jamin Shin, Sean Welleck, Graham Neubig, Moontae Lee, Kyungjae Lee, and Minjoon Seo. 2024. [Prometheus 2: An open source language model specialized in evaluating other language models](#). In *Proceedings of the 2024 Conference on Empirical Methods in Natural Language Processing*, pages 4334–4353.
- Mike Lewis, Yinhan Liu, Naman Goyal, Marjan Ghazvininejad, Abdelrahman Mohamed, Omer Levy, Veselin Stoyanov, and Luke Zettlemoyer. 2020. [BART: Denoising sequence-to-sequence pre-training for natural language generation, translation, and comprehension](#). In *Proceedings of the 58th Annual Meeting of the Association for Computational Linguistics*, pages 7871–7880, Online. Association for Computational Linguistics.
- Zhen Li, Xiaohan Xu, Tao Shen, Can Xu, Jia-Chen Gu, Yuxuan Lai, Chongyang Tao, and Shuai Ma. 2024. [Leveraging large language models for NLG evaluation: Advances and challenges](#). In *Proceedings of the 2024 Conference on Empirical Methods in Natural Language Processing*, pages 16028–16045, Miami, Florida, USA. Association for Computational Linguistics.
- Yang Liu, Dan Iter, Yichong Xu, Shuohang Wang, Ruochen Xu, and Chenguang Zhu. 2023. [G-eval:](#)

- NLG evaluation using gpt-4 with better human alignment. In *Proceedings of the 2023 Conference on Empirical Methods in Natural Language Processing*, pages 2511–2522, Singapore. Association for Computational Linguistics.
- Yinhan Liu, Myle Ott, Naman Goyal, Jingfei Du, Mandar Joshi, Danqi Chen, Omer Levy, Mike Lewis, Luke Zettlemoyer, and Veselin Stoyanov. 2019. [Roberta: A robustly optimized bert pretraining approach](#). *Preprint*, arXiv:1907.11692.
- Chenyang Lyu, Lifeng Shang, Yvette Graham, Jennifer Foster, Xin Jiang, and Qun Liu. 2021. [Improving unsupervised question answering via summarization-informed question generation](#). In *Proceedings of the 2021 Conference on Empirical Methods in Natural Language Processing*, pages 4134–4148, Online and Punta Cana, Dominican Republic. Association for Computational Linguistics.
- Alireza Mohammadshahi, Thomas Scialom, Majid Yazdani, Pouya Yanki, Angela Fan, James Henderson, and Marzieh Saeidi. 2023. [RQUGE: Reference-free metric for evaluating question generation by answering the question](#). In *Findings of the Association for Computational Linguistics: ACL 2023*, pages 6845–6867, Toronto, Canada. Association for Computational Linguistics.
- Preksha Nema and Mitesh M. Khapra. 2018. [Towards a better metric for evaluating question generation systems](#). In *Proceedings of the 2018 Conference on Empirical Methods in Natural Language Processing*, pages 3950–3959, Brussels, Belgium. Association for Computational Linguistics.
- OpenAI. 2023. Gpt-4 technical report. *arXiv preprint arXiv:2303.08774*.
- Kishore Papineni, Salim Roukos, Todd Ward, and Wei-Jing Zhu. 2002. [Bleu: a method for automatic evaluation of machine translation](#). In *Proceedings of the 40th Annual Meeting on Association for Computational Linguistics, ACL '02*, page 311–318, USA. Association for Computational Linguistics.
- Colin Raffel, Noam Shazeer, Adam Roberts, Katherine Lee, Sharan Narang, Michael Matena, Yanqi Zhou, Wei Li, and Peter J. Liu. 2020. [Exploring the limits of transfer learning with a unified text-to-text transformer](#). *Journal of Machine Learning Research*, 21(140):1–67.
- Pranav Rajpurkar, Robin Jia, and Percy Liang. 2018. [Know what you don’t know: Unanswerable questions for SQuAD](#). In *Proceedings of the 56th Annual Meeting of the Association for Computational Linguistics (Volume 2: Short Papers)*, pages 784–789, Melbourne, Australia. Association for Computational Linguistics.
- Pranav Rajpurkar, Jian Zhang, Konstantin Lopyrev, and Percy Liang. 2016. [SQuAD: 100,000+ questions for machine comprehension of text](#). In *Proceedings of the 2016 Conference on Empirical Methods in Natural Language Processing*, pages 2383–2392, Austin, Texas. Association for Computational Linguistics.
- Thibault Sellam, Dipanjan Das, and Ankur Parikh. 2020. [BLEURT: Learning robust metrics for text generation](#). In *Proceedings of the 58th Annual Meeting of the Association for Computational Linguistics*, pages 7881–7892, Online. Association for Computational Linguistics.
- Hugo Touvron, Thibaut Lavril, Gautier Izacard, Xavier Martinet, Marie-Anne Lachaux, Timothée Lacroix, Baptiste Rozière, Naman Goyal, Eric Hambro, Faisal Azhar, and 1 others. 2023. Llama: Open and efficient foundation language models. *arXiv preprint arXiv:2302.13971*.
- Danqing Wang, Kevin Yang, Hanlin Zhu, Xiaomeng Yang, Andrew Cohen, Lei Li, and Yuandong Tian. 2024. [Learning personalized alignment for evaluating open-ended text generation](#). In *Proceedings of the 2024 Conference on Empirical Methods in Natural Language Processing*, pages 13274–13292, Miami, Florida, USA. Association for Computational Linguistics.
- Xiaoqiang Wang, Bang Liu, Siliang Tang, and Lingfei Wu. 2022. [QRelScore: Better evaluating generated questions with deeper understanding of context-aware relevance](#). In *Proceedings of the 2022 Conference on Empirical Methods in Natural Language Processing*, pages 562–581, Abu Dhabi, United Arab Emirates. Association for Computational Linguistics.
- Benjamin Warner, Antoine Chaffin, Benjamin Clavié, Orion Weller, Oskar Hallström, Said Taghadouini, Alexis Gallagher, Raja Biswas, Faisal Ladhak, Tom Aarsen, Nathan Cooper, Griffin Adams, Jeremy Howard, and Iacopo Poli. 2024. [Smarter, better, faster, longer: A modern bidirectional encoder for fast, memory efficient, and long context finetuning and inference](#). *Preprint*, arXiv:2412.13663.
- Jason Wei, Xuezhi Wang, Dale Schuurmans, Maarten Bosma, Fei Xia, Ed Chi, Quoc V Le, Denny Zhou, and 1 others. 2022. Chain-of-thought prompting elicits reasoning in large language models. *Advances in neural information processing systems*, 35:24824–24837.
- Wenda Xu, Danqing Wang, Liangming Pan, Zhenqiao Song, Markus Freitag, William Wang, and Lei Li. 2023. [INSTRUCTSCORE: Towards explainable text generation evaluation with automatic feedback](#). In *Proceedings of the 2023 Conference on Empirical Methods in Natural Language Processing*, pages 5967–5994, Singapore. Association for Computational Linguistics.
- Zhilin Yang, Peng Qi, Saizheng Zhang, Yoshua Bengio, William Cohen, Ruslan Salakhutdinov, and Christopher D. Manning. 2018. [HotpotQA: A dataset for diverse, explainable multi-hop question answering](#). In *Proceedings of the 2018 Conference on Empirical Methods in Natural Language Processing*, pages

2369–2380, Brussels, Belgium. Association for Computational Linguistics.

Weizhe Yuan, Graham Neubig, and Pengfei Liu. 2021. [Bartscore: Evaluating generated text as text generation](#). In *Advances in Neural Information Processing Systems*, volume 34, pages 27263–27277. Curran Associates, Inc.

Hongwei Zeng, Bifan Wei, Jun Liu, and Weiping Fu. 2023. [Synthesize, prompt and transfer: Zero-shot conversational question generation with pre-trained language model](#). In *Proceedings of the 61st Annual Meeting of the Association for Computational Linguistics (Volume 1: Long Papers)*, pages 8989–9010, Toronto, Canada. Association for Computational Linguistics.

Tianyi Zhang\*, Varsha Kishore\*, Felix Wu\*, Kilian Q. Weinberger, and Yoav Artzi. 2020. [Bertscore: Evaluating text generation with bert](#). In *International Conference on Learning Representations*.

Ming Zhong, Yang Liu, Da Yin, Yuning Mao, Yizhu Jiao, Pengfei Liu, Chenguang Zhu, Heng Ji, and Jiawei Han. 2022. [Towards a unified multi-dimensional evaluator for text generation](#). In *Proceedings of the 2022 Conference on Empirical Methods in Natural Language Processing*, pages 2023–2038, Abu Dhabi, United Arab Emirates. Association for Computational Linguistics.

Lianghui Zhu, Xinggang Wang, and Xinlong Wang. 2025. [JudgeLM: Fine-tuned large language models are scalable judges](#). In *The Thirteenth International Conference on Learning Representations*.

## A Error-Dimension Mapping

We design a comprehensive taxonomy of error types presented in generated questions, and map them with different evaluation dimensions. The full mappings between error types and common evaluation dimensions are shown in Table 6. Specifically, we categorize errors into structural, linguistic, and content-related types, which align naturally with these dimensions in QG. For example, a structural error like incomplete question formulation (e.g., “What is the cause of”) directly impacts the *Answerability* dimension, as the question cannot be meaningfully understood and answered. A linguistic error, such as grammatical mistakes (e.g., “What does happened”) affects the fluency of the question. A content-related error like *Off Target Answer* (e.g., generating “When did the war end?” when the given answer is a person’s name) influences the *Answer Consistency* dimension.

## B Error Type Distribution

We conducted a pilot study by sampling 300 examples from the QGEval dataset and manually annotating the errors present in each generated question. Based on the annotations, we categorized the errors into 11 distinct types. The distribution of error types is illustrated in Figure 8. Our analysis reveals that over **46.4%** of the questions contain at least one type of error, indicating that current QG models still have room for improvement. Among all error types, the three most frequent are *Off Target Answer*, *Unnecessary Copy from Passage*, and *Information Not Mentioned*, accounting for 29.0%, 8.3%, and 6.3% of all errors, respectively. These errors highlight the need for improved alignment between the generated question, the target answer, and the source passage, suggesting that current QG systems still struggle with reliable answer grounding and faithful passage conditioning. It is worth noting that these findings are based on a sample of 300 instances, which may not fully capture the overall error distribution. Future work with larger and more diverse labeled datasets is needed to draw more generalizable conclusions.

## C Datasets

The datasets we use for experiment are described as follows:

- **QGEval** (Fu et al., 2024b): A recent meta-evaluation benchmark specifically designed

Dimension	Mapped Error Types
Fluency	Incomplete, Spell Error, Grammar Error, No Error
Clarity	Incomplete, Not A Question, Grammar Error, Vague, No Error
Conciseness	Unnecessary Copy from Passage, No Error
Relevance	Off Topic, No Error
Consistency	Off Topic, Factual Error, Information Not Mentioned, No Error
Answerability	Incomplete, Not A Question, Vague, Off Topic, Factual Error, Information Not Mentioned, No Error
Answer Consistency	Incomplete, Not A Question, Vague, Off Topic, Factual Error, Information Not Mentioned, Off Target Answer, No Error

Table 6: Mapping between error types and evaluation dimensions.

for assessing automatic metrics in question generation. It consists of 3,000 (passage, question, answer) triples, each annotated with human ratings across seven evaluation dimensions.

- **SimQG** (Gollapalli and Ng, 2022): A benchmark designed to evaluate question quality, with human annotations across three evaluation dimensions.
- **SQuAD 2.0** (Rajpurkar et al., 2018): A reading comprehension dataset containing both answerable and unanswerable questions, enabling evaluation of the *answerability* dimension in question generation. For computational efficiency, we randomly sample 1,000 examples from the original development set for evaluation. The sampling is performed once and kept fixed across all methods to ensure fair comparison.

## D Baselines

We provide detailed descriptions of the baseline metrics used in our evaluation, categorized into three major groups: similarity-based, generation-based, and LLM-based metrics.

**Similarity-based Methods** Methods that evaluate the quality of generated questions by measuring their lexical or semantic similarity to reference questions, including:

- **BLEU** (Papineni et al., 2002): a precision-based n-gram overlap metric originally de-

signed for machine translation. Here, we use the 4-gram variant of BLEU.

- **BERTScore** (Zhang\* et al., 2020): computes similarity using contextual embeddings from a pre-trained BERT model.
- **BLEURT** (Sellam et al., 2020): a learned evaluation method that fine-tunes BERT on human judgments to predict sentence-level quality.
- **Q-BLEU** (Nema and Khapra, 2018): a variant of BLEU designed specifically for question generation, with lower penalties for variations in question words. We use the 4-gram variant as in BLEU.
- **QSTS** (Gollapalli and Ng, 2022): measures semantic similarity between generated and reference questions by using the question types, entities, and semantic features of them.

**Generation-based Methods** Methods that evaluate question quality by estimating the likelihood or plausibility of the generated question using pre-trained language models, including:

- **BARTScore** (Yuan et al., 2021): uses a BART model to compute the log-likelihood of a target output conditioned on the source. We adopt the source-hypothesis scoring type to evaluate generated questions conditioned on the input passage and answer.
- **GPTScore** (Fu et al., 2024a) similar to BARTScore, but utilizes GPT-based models to evaluate generation likelihood. We likewise use the source hypothesis scoring type to compute the likelihood of generated questions given the source.
- **UniEval** (Zhong et al., 2022): A unified framework for evaluating multiple dimensions (e.g., relevance, consistency, fluency), using a shared encoder-decoder model trained with supervision.
- **QRelScore** (Wang et al., 2022): a task-specific metric for QG, which is designed for evaluating the relevance of generated questions to a given passage.
- **RQUGE** (Mohammadshahi et al., 2023): a reference-free metric designed to evaluate



question’s answerability that scores based on the QA model’s ability to generate an answer to the target question.

**LLM-based Methods** Methods that utilize the reasoning capabilities of large language models (LLMs) to perform fine-grained, dimension-wise assessment of question quality, including:

- **Vanilla CoT Prompt (Wei et al., 2022):** A method that utilizes large language models to perform step-by-step evaluation through chain-of-thought instructions.
- **JudgeLM (Zhu et al., 2025):** A fine-tuned LLM judge trained on large-scale GPT-4-generated annotations, designed for efficient and scalable evaluation in open-ended generation tasks.
- **Prometheus 2 (Kim et al., 2024):** An open-source LLM evaluator that supports both direct assessment and pairwise ranking under customizable evaluation criteria, achieving human-aligned judgments across diverse tasks.
- **INSTRUCTSCORE (Xu et al., 2023):** An explainable evaluation metric that integrates instruction-following and error analysis to produce both quality scores and diagnostic reports for generated text.
- **TIGERScore (Jiang et al., 2023):** A reference-free, instruction-guided evaluation metric capable of generating fine-grained error analyses and interpretable diagnostic feedback across text generation tasks.

## E Prompt Templates

### E.1 Prompts for Initialization

We adopt a one-shot prompting strategy, as illustrated in Figure 6, to guide GPT-4o in generating questions containing specific error types. Each prompt includes a single example consisting of a passage, an answer, a question, and the associated error labels, sampled from a pool of 20 manually annotated seed examples. To ensure the quality of the generated data, we further apply a filtering prompt (Figure 7) to filter out low-quality outputs.

### E.2 Prompts for LLM-based Evaluation

We use the prompt templates illustrated in Figure 10 to guide LLMs in evaluating a generated

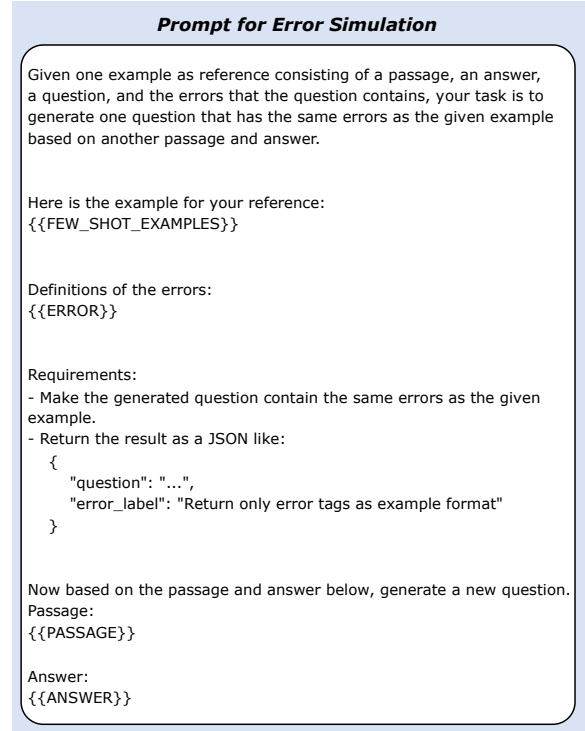


Figure 6: Prompt template used for error simulation in initialization.

question along specific dimensions. As shown in the figure, we design two types of prompts: a vanilla CoT prompt (left) and an error-aware prompt (right). Both templates share four components: the Dimension Name slot, which specifies the evaluation dimension (e.g., *Answer Consistency*), the Dimension Definition slot, which defines the dimension in abstract terms (e.g., "Whether the question aligns with the provided answer."), the Criterion for assigning score  $x$  slots, which specify the criteria corresponding to each score level for the target dimension (e.g., "Score 1: The question cannot be answered by the provided answer."), and the Dimension Evaluation Requirement defines the evaluation criterion for each dimension, specifying what aspect of the question should be examined (e.g., "Evaluate whether the generated question aligns with the provided answer and determine if the answer fully, partially, or fails to address it").

In the error-aware prompt, we additionally include a new component: the error types and their definitions slot. This slot allows us to inject fine-grained errors detected by the Error Identifier (EI), such as "Off Target Answer: Does not align with the provided answer." The error information helps the LLM focus on dimension-relevant

**Prompt for filtering the generated data**

You will be given a passage, a question, an answer, and a list of error labels that the question may contains. Your task is to verify whether the error labels are entirely correct.

There are three cases of [Not Accept] to detect:

1. Incorrect labels: One or more labels are wrong (e.g., Given "Factual Error", but it should be "Spell Error").
2. Over-prediction: One or more labels are added but should not be.(e.g., only "Incomplete" is correct, but also given "Factual Error").

Special case: If the question is correct and valid without any errors, then no error labels should be present. Predicting any error labels make the case Not Accept.

3. Missing labels: One or more correct labels are not included.

If any of the above happens, do not accept.

You should return a confidence score between 0.0 and 1.0, representing how likely it is that the labels are completely correct. Please consider all three cases carefully and score accordingly:

- Score 1.0 if the labels are perfectly correct (no missing, extra, or incorrect labels).
- Score 0.7 ~ 0.9 if you're mostly confident, with minor uncertainty.
- Score 0.4 ~ 0.6 if the labels are partially correct, with both right and wrong labels.
- Score < 0.4 if the labels are clearly wrong or misleading.
- Score 0.0 if the labels are completely incorrect.

Use your best judgment. You do not need to explain your reasoning.

All error labels and their definitions for your reference:

1. Incomplete: Ends abruptly, unfinished.
2. Not A Question: Not an interrogative sentence.
3. Spell Error: Misspelled words.
4. Grammar Error: Incorrect grammar.
5. Vague: Too broad, unclear or ambiguous.
6. Factual Error: Contradicts passage facts.
7. Information Not Mentioned: Asks about non-existent info.
8. Unnecessary Copy from Passage: Verbose and overquotes passage.
9. Off Target Answer: Doesn't match answer.
10. Off Topic: Irrelevant to passage.

Passage  
{{PASSAGE}}

Answer  
{{ANSWER}}

Question  
{{QUESTION}}

Error Labels  
{{ERROR}}

Accept Confidence (Only return one score, no explanations, comments, or extra text):

Figure 7: Prompt template used for filtering data in initialization.

issues, thereby producing more precise and interpretable evaluation results.

## F Implementation Details

The Error Identifier is trained using an iterative data construction strategy. At Iteration 0, the training set consists of an initial set of 1800 labeled samples generated and filtered as described in Section 3.1. In subsequent iterations, the size of the training data gradually increases by incorporating high-confidence samples automatically filtered by the current EI and Verifier, along with a small number of low-confidence samples that are manually verified. As a result, the training set grows up to 3870 samples at Iteration 4. We observe that EI performance on the development set begins to degrade at Iteration 4, and therefore adopt the model checkpoint from Iteration 3 for all downstream evaluations. The development set is constructed by randomly sampling 140 generated questions from the outputs of multiple QG models. These samples are manually annotated with error types following our error taxonomy and are used consistently across all iterations for model selection and early stopping.

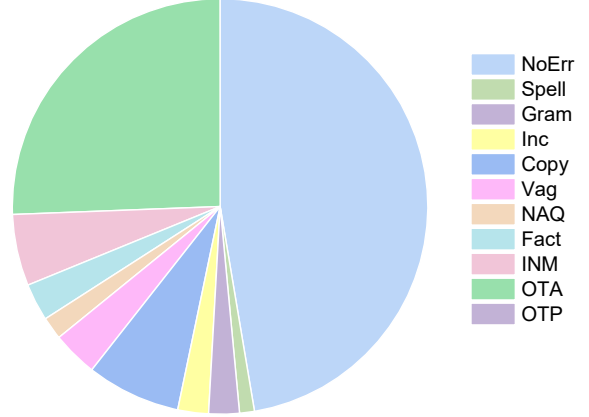


Figure 8: The distribution of eleven error types.

All models are implemented using the Hugging Face Transformers framework and trained on a single NVIDIA A800 GPU. We set the maximum input length to 512 tokens and use a learning rate of  $2e-5$ . For RoBERTa-base, we use a batch size of 32, while for RoBERTa-large, we use a batch size of 16. The maximum number of training epochs is set to 20, with early stopping enabled. The best model checkpoint is selected based on the highest Micro-F1 (for EI) or F1 (for Verifier) score on the development set.

For open-source LLMs, we download their model files from Hugging Face and implement them using the Transformers library. For closed-source LLMs, we interact with them via their official APIs. Evaluation results are generated using a maximum of 256 new tokens and the default decoding settings.

## G More Experimental Results

### G.1 Performance of Error Identifier Across Iterations

We compare the performance of the Error Identifier (EI) across different training iterations to examine the effect of the iterative training strategy. As shown in Table 7, the performance of EI improves steadily over the first three iterations. This improvement suggests that incorporating high-confidence samples filtered by the EI and verifier, together with a small number of manually verified low-confidence samples, provides useful supervision for refining error identification. At iteration 4, we observe a performance drop. This decline may indicate a saturation point of the iterative process or mild overfitting caused by the accumulation of noisy or less informative samples. These results

EI	Iteration	F1 <sub>m</sub>	F1 <sub>M</sub>	F1 <sub>w</sub>	EMR	OPR
Base	Iter 0	57.7	63.0	57.8	52.1	37.6
	Iter 1	64.9	64.7	62.4	57.1	28.6
	Iter 2	69.4	62.7	64.9	65.7	28.9
	Iter 3	<b>71.5</b>	63.5	<b>66.6</b>	<b>67.9</b>	<b>25.0</b>
	Iter 4	68.2	<b>65.2</b>	64.9	64.3	28.9
Large	Iter 0	67.9	65.6	65.4	64.3	29.3
	Iter 1	72.9	69.9	69.5	69.3	24.6
	Iter 2	72.1	68.3	68.9	65.7	21.8
	Iter 3	<b>81.2</b>	<b>78.0</b>	<b>77.9</b>	<b>75.7</b>	<b>17.5</b>
	Iter 4	75.6	71.8	72.2	70.7	22.5

Table 7: Performances of EI across iterations. The best score of each metric within each model group (i.e., Base and Large) is **bolded**. Base: Roberta-base. Large: Roberta-large.

Iteration	Accuracy	Precision	Recall	F1
Iter 0	76.9	76.1	78.5	77.3
Iter 1	80.8	80.3	81.5	80.9
Iter 2	86.9	86.4	<b>87.7</b>	87.0
Iter 3	<b>87.7</b>	<b>90.2</b>	84.6	<b>87.3</b>
Iter 4	86.2	85.1	<b>87.7</b>	86.4

Table 8: The Performance(%) of Verifier at each iteration. The highest score of each metric is **bolded**.

suggest that while iterative training is effective in early stages, controlling data quality and determining an appropriate stopping point are important for maintaining performance gains.

## G.2 Performance of Verifier

We evaluate the Verifier using standard classification metrics on the development set. As shown in Table 8, the Verifier achieves a strong F1 of 77.3% even at Iteration 0, much higher than the EI at the same iteration. This indicates that verifying predicted errors is easier than identifying them, and highlights the Verifier’s role in filtering training data. The Verifier’s steady improvement over the first four iterations further validates the effectiveness of our iterative refinement strategy.

## G.3 Interference Analysis under Error-Aware Evaluation

To examine whether incorporating error diagnostics interferes with evaluations that are already correct, we restrict the analysis to samples that are correctly judged by the vanilla LLM evaluator on QGEval. Since the LLM evaluator outputs discrete ratings on a three-point scale (1/2/3), we map the original human annotations into three corresponding levels and identify vanilla-correct samples accordingly. We then analyze how their predicted

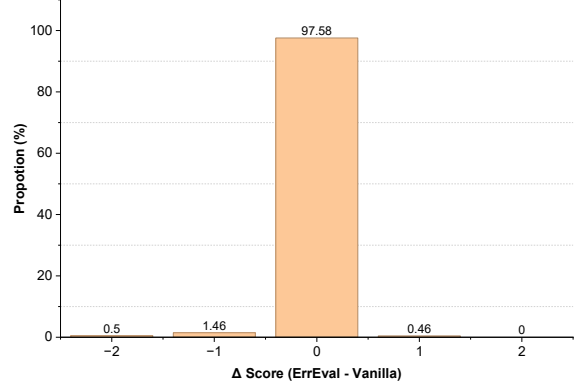


Figure 9: Distribution of score changes ( $\Delta = \text{ErrEval} - \text{Vanilla}$ ) on vanilla-correct samples.

scores change after applying ErrEval. Figure 9 shows the distribution of score changes, measured as  $\Delta = \text{ErrEval} - \text{Vanilla}$ , on this subset. We observe that the vast majority of samples (97.58%) remain unchanged after incorporating error diagnostics ( $\Delta = 0$ ). Only a small fraction of samples exhibit changes, with 1.46% and 0.50% shifting by  $-1$  and  $-2$ , respectively, and 0.46% shifting by  $+1$ . No samples exhibit a change of  $+2$ . These results indicate that ErrEval introduces limited interference to evaluations that are already correct.

## H Case Study

To better understand how error-aware evaluation influences scoring decisions, we present four representative cases illustrating how the Error Identifier (EI) interacts with the evaluator. These cases highlight both the benefits and risks of incorporating error information into LLM-based evaluation. In these cases, we all use LLaMA-3 as the evaluator.

### H.1 When EI Helps Evaluation Accuracy

#### Case 1: EI Correctly Identifying Subtle Errors.

In this case, our goal is to evaluate the *Answerability* dimension of the generated question, and it contains an *Information Not Mentioned* error (see Figure 11). The EI successfully detects the error type, which is then injected into the prompt of the evaluator. Compared to the vanilla strategy, the error-aware strategy guides the evaluator to assign a lower and more accurate score that aligns with human judgment. The error signal helps the evaluator avoid overestimating the question quality.

**Case 2: EI Correctly Identifying No Error.** In this case, the generated question is fluent, complete,

and well-aligned with both the passage and the answer. However, when using the vanilla prompt, the LLM assigns a relatively low score of 1, mistakenly assuming the question does not align with the given answer. In contrast, EI correctly identifies the question as *No Error*, which guides the evaluator to assign a score of 3 (see Figure 12). This example highlights the importance of correctly identifying the absence of errors: when the question is of good quality, explicitly indicating No Error helps the evaluator avoid over-penalization.

## H.2 When EI Introduces Noise

**Case 3: Evaluator Ignores Incorrect Error Prediction.** As shown in Figure 13, in this example, EI mistakenly predicts an error (*Off Target Answer*), although the question is valid and aligns with the answer. We inject the error information into the prompt and find that the evaluator seems robust against this false signal and maintains a high score close to human judgment, showing that the LLM does not blindly follow the EI model when evidence is lacking.

**Case 4: Evaluator Misled by EI.** In the final case (Figure 14), EI wrongly identifies a *Factual Error* in a well-formed question. The evaluator in the error-aware setting is misled by the input, resulting in an unjustified penalty on *Consistency*. This case illustrates the potential downside of relying on inaccurate EI predictions.



Vanilla COT Prompt	Error-aware Prompt
<p><b>[Task Description]</b> You will be given a passage, an answer, and a generated question. Your task is to decide whether the question meets one specific requirement and rate it on a scale of 1 to 3 using the provided scoring criteria, and give your reason.</p> <p><b>[Dimension]</b> {Dimension Name}: {Dimension Definition}</p> <p><b>[Scoring criteria]</b> Score 1: {Criterion for assigning score 1} Score 2: {Criterion for assigning score 2} Score 3: {Criterion for assigning score 3}</p> <p><b>COT Prompt</b></p> <p><b>[Evaluation Steps]</b> 1. Verify {Dimension Name}: {Dimension Evaluation Requirement} 2. Assign a Score: Rate the question according to the scoring criteria. 3. Justify the Score: Provide a clear and concise explanation, referencing the passage, answer, and question to support your reasoning.</p> <p><b>Input</b> Passage: {passage} Answer: {answer} Generated Question: {question}</p> <p><b>Output</b> Score: [Your score] Reason: [Your reason here]</p>	<p><b>[Task Description]</b> You will be given a passage, an answer, a generated question, and a list of pre-identified errors relevant to {Dimension Name}. Your task is to decide whether the question meets one specific requirement and rate it on a scale of 1 to 3 using the provided scoring criteria, and give your reason.</p> <p><b>[Dimension]</b> {Dimension Name}: {Dimension Definition}</p> <p><b>[Scoring criteria]</b> Score 1: {Criterion for assigning score 1} Score 2: {Criterion for assigning score 2} Score 3: {Criterion for assigning score 3}</p> <p><b>COT Prompt with Error Information</b></p> <p><b>[Evaluation Steps]</b> 1. Consider Error Labels (if provided): Review the error labels related to this dimension, but note that they may not be fully accurate and should only be used as a reference. 2. Verify {Dimension Name}: {Dimension Evaluation Requirement} 3. Assign a Score: Rate the question according to the scoring criteria. 4. Justify the Score: Provide a clear and concise explanation, referencing the question, answer, passage and the reasoning behind your rating.</p> <p><b>Input</b> Passage: {passage} Answer: {answer} Generated Question: {question} Relevant Error Labels: {error types and their definitions}</p> <p><b>Output</b> Score: [Your score] Reason: [Your reason here]</p>

Figure 10: Prompt templates used for LLM-based evaluation.

<p><b>Passage:</b> According to PolitiFact the top 400 richest Americans "have more wealth than half of all Americans combined." According to the New York Times on July 22, 2014, the "richest 1 percent in the United States now own more wealth than the bottom 90 percent". Inherited wealth may help explain why many Americans who have become rich may have had a "substantial head start". In September 2012, according to the Institute for Policy Studies, "over 60 percent" of the Forbes richest 400 Americans "grew up in substantial privilege"</p> <p><b>Answer:</b> 400</p> <p><b>Generated Question:</b> How many percent of Americans are not rich?</p> <p><b>Evaluation Dimension:</b> Answerability</p> <p><b>Human Score:</b> 1</p>	
Vanilla Prompt Evaluation	Error-aware Evaluation
<p><b>[Task Description]</b> You will be given a passage, an answer, and a generated question. Your task is to decide whether the question meets one specific requirement and rate it on a scale of 1 to 3 using the provided scoring criteria, and give your reason.</p> <p><b>[Dimension]</b> Answerability: Whether the question can be distinctly answered based on the passage.</p> <p><b>[Scoring criteria]</b> Score 1: The question cannot be answered based on the provided passage; Score 2: The question can be partially answered based on the provided passage or the answer to the question can be inferred to some extent; Score 3: The question can be answered definitively based on the given passage.</p> <p><b>[Evaluation Steps]</b> 1. Verify Answerability: Determine if the question can be explicitly answered or reasonably inferred from the passage. 2. Assign a Score: Rate the question according to the scoring criteria. 3. Justify the Score: Provide a clear and concise explanation, referencing the question, passage and the reasoning behind your rating.</p> <p><b>[Input]</b> Passage: {passage} Answer: {answer} Generated Question: {question}</p> <p><b>[Output]</b> score: 3 reason: The generated question can be answered definitively based on the given passage. The passage states that the top 400 richest Americans have more wealth than half of all Americans combined, which means that the remaining 50% of Americans who are not part of the top 400 are not rich.</p>	<p><b>[Task Description]</b> You will be given a passage, an answer, a generated question, and a list of pre-identified errors relevant to Answerability. Your task is to decide whether the question meets one specific requirement and rate it on a scale of 1 to 3 using the provided scoring criteria, and give your reason.</p> <p><b>[Dimension]</b> Answerability: Whether the question can be distinctly answered based on the passage.</p> <p><b>[Scoring criteria]</b> Score 1: The question cannot be answered based on the provided passage; Score 2: The question can be partially answered based on the provided passage or the answer to the question can be inferred to some extent; Score 3: The question can be answered definitively based on the given passage.</p> <p><b>[Evaluation Steps]</b> 1. Consider Error Labels (if provided): Review the error labels related to this dimension, but note that they may not be fully accurate and should only be used as a reference. 2. Verify Answerability: Determine if the question can be explicitly answered or reasonably inferred from the passage. 3. Assign a Score: Rate the question according to the scoring criteria. 4. Justify the Score: Provide a clear and concise explanation, referencing the question, passage and the reasoning behind your rating.</p> <p><b>[Input]</b> Passage: {passage} Answer: {answer} Generated Question: {question} Relevant Error Labels: - Information Not Mentioned: Asks for information not present in the passage.</p> <p><b>[Output]</b> score: 1 reason: The generated question "How many percent of Americans are not rich?" is asking for information that is not present in the passage. The passage only provides information about the top 400 richest Americans and the wealth distribution among them, but it does not mention the percentage of Americans who are not rich. Therefore, the question cannot be answered based on the provided passage, earning it a score of 1.</p>

Figure 11: Case 1: a case of EI correctly identifying errors and guiding the evaluator to assign an accurate score.

<p><b>Passage:</b> Gael is a French language monthly women's and lifestyle magazine published monthly in Mechelen, Belgium. Fitness is a United States-based women's magazine, focusing on health, exercise, and nutrition. It is owned and published by the Meredith Corporation. The editor-in-chief of "Fitness" is Betty Wong.</p> <p><b>Answer:</b> no</p> <p><b>Evaluation Dimension:</b> Answer Consistency</p> <p><b>Generated Question:</b> Are Fitness and Gael both based in the United States?</p> <p><b>Human Score:</b> 3</p>	
Vanilla Prompt Evaluation	Error-aware Evaluation
<p><b>[Task Description]</b> You will be given a passage, an answer, and a generated question. Your task is to decide whether the question meets one specific requirement and rate it on a scale of 1 to 3 using the provided scoring criteria, and give your reason.</p> <p><b>[Dimension]</b> Answer Consistency: Whether the question aligns with the provided answer.</p> <p><b>[Scoring criteria]</b> Score 1: The question cannot be answered by the provided answer; Score 2: The question can be partially answered using the provided answer; Score 3: The question can be answered directly using the provided answer.</p> <p><b>[Evaluation Steps]</b> 1. Verify Answer Consistency: Evaluate whether the generated question aligns with the provided answer and determine if the answer fully, partially, or fails to address it. 2. Assign a Score: Rate the question according to the scoring criteria. 3. Justify the Score: Provide a clear and concise explanation, referencing the passage, answer, and question to support your reasoning.</p> <p><b>[Input]</b> Passage: {passage} Answer: {answer} Generated Question: {question}</p> <p><b>[Output]</b> score: 1 reason: The generated question "Are Fitness and Gael both based in the United States?" does not align with the provided answer "no". The answer "no" suggests that at least one of the entities is not based in the United States, but the question asks about both being based in the US, which is not consistent with the answer.</p>	<p><b>[Task Description]</b> You will be given a passage, an answer, a generated question, and a list of pre-identified errors relevant to Answer Consistency. Your task is to decide whether the question meets one specific requirement and rate it on a scale of 1 to 3 using the provided scoring criteria, and give your reason.</p> <p><b>[Dimension]</b> Answer Consistency: Whether the question aligns with the provided answer.</p> <p><b>[Scoring criteria]</b> Score 1: The question cannot be answered by the provided answer; Score 2: The question can be partially answered using the provided answer; Score 3: The question can be answered directly using the provided answer.</p> <p><b>[Evaluation Steps]</b> 1. Consider Error Labels (if provided): Review the error labels related to this dimension, but note that they may not be fully accurate and should only be used as a reference. 2. Verify Answer Consistency: Evaluate whether the generated question aligns with the provided answer and determine if the answer fully, partially, or fails to address it. 3. Assign a Score: Rate the question according to the scoring criteria. 4. Justify the Score: Provide a clear and concise explanation, referencing the question, answer, passage and the reasoning behind your rating.</p> <p><b>[Input]</b> Passage: {passage} Answer: {answer} Generated Question: {question} Relevant Error Labels: - No Error: The question is clear, relevant, and answerable without any issues.</p> <p><b>[Output]</b> score: 3 reason: The generated question "Are Fitness and Gael both based in the United States?" can be answered directly using the provided answer, which is "no". The passage states that "Gael is a French language monthly women's and lifestyle magazine published monthly in Mechelen, Belgium", while "Fitness is a United States-based women's magazine, focusing on health, exercise, and nutrition". Based on this information, it can be easily determined that Fitness is based in the United States, while Gael is not. The answer "no" accurately reflects this difference, making the question answerable directly.</p>

Figure 12: Case 2: a case of EI correctly identifying No Error and guiding the evaluator to assign an accurate score.

<p><b>Passage:</b> One of the oldest depictions of civil disobedience is in Sophocles' play Antigone, in which Antigone, one of the daughters of former King of Thebes, Oedipus, defies Creon, the current King of Thebes, who is trying to stop her from giving her brother Polynices a proper burial. She gives a stirring speech in which she tells him that she must obey her conscience rather than human law. She is not at all afraid of the death he threatens her with (and eventually carries out), but she is afraid of how her conscience will smite her if she does not do this.</p> <p><b>Answer:</b> Antigone</p> <p><b>Generated Question:</b> What is the name of Sophocles' play about civil disobedience?</p> <p><b>Evaluation Dimension:</b> Answer Consistency      <b>Human Score:</b> 3</p>	
Vanilla Prompt Evaluation	Error-aware Evaluation
<p><b>[Task Description]</b> You will be given a passage, an answer, and a generated question. Your task is to decide whether the question meets one specific requirement and rate it on a scale of 1 to 3 using the provided scoring criteria, and give your reason.</p> <p><b>[Dimension]</b> Answer Consistency: Whether the question aligns with the provided answer.</p> <p><b>[Scoring criteria]</b> Score 1: The question cannot be answered by the provided answer; Score 2: The question can be partially answered using the provided answer; Score 3: The question can be answered directly using the provided answer.</p> <p><b>[Evaluation Steps]</b> 1. Verify Answer Consistency: Evaluate whether the generated question aligns with the provided answer and determine if the answer fully, partially, or fails to address it. 2. Assign a Score: Rate the question according to the scoring criteria. 3. Justify the Score: Provide a clear and concise explanation, referencing the passage, answer, and question to support your reasoning.</p> <p><b>[Input]</b> Passage: {passage} Answer: {answer} Generated Question: {question}</p> <p><b>[Output]</b> score: 3 reason: The generated question aligns perfectly with the provided answer, as the answer "Antigone" is the name of the play by Sophocles that is about civil disobedience, which is directly addressed by the passage.</p>	<p><b>[Task Description]</b> You will be given a passage, an answer, a generated question, and a list of pre-identified errors relevant to Answer Consistency. Your task is to decide whether the question meets one specific requirement and rate it on a scale of 1 to 3 using the provided scoring criteria, and give your reason.</p> <p><b>[Dimension]</b> Answer Consistency: Whether the question aligns with the provided answer.</p> <p><b>[Scoring criteria]</b> Score 1: The question cannot be answered by the provided answer; Score 2: The question can be partially answered using the provided answer; Score 3: The question can be answered directly using the provided answer.</p> <p><b>[Evaluation Steps]</b> 1. Consider Error Labels (if provided): Review the error labels related to this dimension, but note that they may not be fully accurate and should only be used as a reference. 2. Verify Answer Consistency: Evaluate whether the generated question aligns with the provided answer and determine if the answer fully, partially, or fails to address it. 3. Assign a Score: Rate the question according to the scoring criteria. 4. Justify the Score: Provide a clear and concise explanation, referencing the question, answer, passage and the reasoning behind your rating.</p> <p><b>[Input]</b> Passage: {passage} Answer: {answer} Generated Question: {question} Relevant Error Labels: - Off Target Answer: Does not align with the provided answer.</p> <p><b>[Output]</b> score: 3 reason: The generated question "What is the name of Sophocles' play about civil disobedience?" can be answered directly using the provided answer. According to the passage, Antigone is the oldest depiction of civil disobedience, which is mentioned in the play Antigone. Therefore, the answer "Antigone" can be used to answer the generated question.</p>

Figure 13: Case 3: a case where EI incorrectly identifies an error, but the evaluator disregards it and assigns an accurate score.

