

SCRamble: Adaptive Decentralized Overlay Construction for Blockchain Networks

Evangelos Kolyvas

ekolyvas@aueb.gr

Department of Informatics

Athens University of Economics
and Business

Athens, Greece

Alexandros Antonov

aantonov@aueb.gr

Department of Informatics

Athens University of Economics
and Business

Athens, Greece

Spyros Voulgaris

voulgaris@aueb.gr

Department of Informatics

Athens University of Economics
and Business

Athens, Greece

Abstract

Despite being under development for over 15 years, transaction throughput remains one of the key challenges confronting blockchains, which typically has a cap of a limited number of transactions per second. A fundamental factor limiting this metric is the network latency associated with the block propagation throughout of the underlying peer-to-peer network, typically formed through random connections. Accelerating the dissemination of blocks not only improves transaction rates, but also enhances system security by reducing the probability of forks. This paper introduces SCRamble: a decentralized protocol that significantly reduces block dissemination time in blockchain networks. SCRamble's effectiveness is attributed to its innovative link selection strategy, which integrates two heuristics: a scoring mechanism that assesses *block arrival times* from neighboring peers, and a second heuristic that takes *network latency* into account.

CCS Concepts

- **Computer systems organization** → **Peer-to-peer architectures**; • **Networks** → *Topology analysis and generation*;
- **Computing methodologies** → Self-organization.

Keywords

Blockchains, Peer-to-Peer, Overlay Construction Protocol

ACM Reference Format:

Evangelos Kolyvas, Alexandros Antonov, and Spyros Voulgaris. 2026. SCRamble: Adaptive Decentralized Overlay Construction for Blockchain Networks. In *27th International Conference on Distributed Computing and Networking (ICDCN 2026)*, January 06–09, 2026, Nara, Japan. ACM, New York, NY, USA, 5 pages. <https://doi.org/10.1145/3772290.3772314>

1 Blockchain Dissemination Background

Blockchains are systems used to maintain a Byzantine fault tolerant state machine, by replicating it across nodes in a Peer-to-Peer (P2P) network.

At the heart of a blockchain protocol lies the practice of grouping valid transactions into *blocks* and sharing them across the network at regular intervals.

The dissemination network of a blockchain can be represented as an undirected graph $G(V, E)$, with V denoting the collection of *nodes* and E representing the set of bidirectional *links* connecting the nodes. Two nodes are referred to as *neighbors* if they are connected by a link.

Blockchains usually implement a two-step block forwarding scheme where the receiving node decides whether to request a full block. Upon receiving a new block, a node locally validates all its transactions, and then forwards a single packet to its neighbors containing the block header (and as much of the block body as can fit). This will cost 0.5 RTT (round-trip time). By obtaining the block header within the first packet, the receiving node is able to locally verify the header's validity before requesting the rest of the block, i.e., check that the difficulty requirement is fulfilled in Proof-of-Work (PoW) or that the validator is indeed deemed slot leader in Proof-of-Stake (PoS), thereby reducing the impact of DoS attacks that aim to disseminate invalid blocks. In case there are additional data related to the block's body that cannot be transferred with the first packet, the receiving node will need to request them from the sending node through successive pull requests. Each pull request will cost an additional 1 RTT. Upon receiving the full block body, the node conducts a thorough validity check of all transactions within the block. Block delivery is deemed complete once the node has received and thoroughly validated the body. If the check is successful, the node is prepared to begin forwarding the block to its neighboring nodes (excluding the original sender) in a similar manner. Most usually, 1.5 RTTs will be sufficient for the receiving node to get the full block.

The dissemination of blocks in blockchains is often done through unstructured overlay networks, which are created through random connections: each node connects to a set of

peers randomly. The Bitcoin [8], Ethereum [3], and Monero networks are common examples of this type of network [4, 5, 9]. While this is the simplest and the easiest to implement approach, it is far from being efficient. Firstly, it does not evaluate existing neighbors based on their performance of providing blocks in the recent past, allowing any lazy or poorly-connected nodes to be part of the neighborhood as long as they wish to. Secondly, it does not consider the proximity of neighboring nodes in terms of network delay, potentially leading to blocks being delivered to nodes in the same datacenter through unnecessarily long paths spanning the globe.

Minimizing the delay in message propagation can result into increased transaction throughput by allowing for larger block sizes, a higher rate of block generation, or the use of faster consensus algorithms. Additionally, reducing propagation delay enhances system security by reducing the likelihood of *forks*. A fork is the situation where two blocks are generated simultaneously, causing a temporary uncertainty over the official chain state. By reducing these uncertainties, which can be exploited for malicious purposes, optimizing message propagation delay does not only boost performance but also reinforces security measures.

2 The SCRamble Protocol

We introduce SCRamble, an adaptive decentralized overlay construction protocol that operates in the following manner. Each node starts off with an arbitrary set of neighbors of size $S + C + R$, initially picked uniformly at random, through the underlying peer sampling service [6]. The node splits the neighbors into two equal-sized disjoint sets: the *scoring set* (size: $S + R/2$), and the *close set* (size: $C + R/2$), and then it applies to each set the corresponding heuristic.

2.1 The Scoring heuristic

A node builds its *scoring set* by applying the scoring heuristic: It observes how fast each neighbor relays blocks to it, and it assigns a score to each node in this set based on its performance. Specifically, for each new block that the node receives, if t_1 is the time it receives the block for the first time from a peer u ($u \in \text{scoring set}$), and t_2 is the time it receives the same block for the second time from another peer v ($v \in \text{scoring set}$, $u \neq v$), the node will add the difference between these two timestamps in milliseconds ($t_2 - t_1$) to the score of the first peer u as points. Both t_1 and t_2 refer to the local time of the receiving node. Except for the peer who managed to deliver the new block first, all the other peers of the scoring set will receive no points from this block. Periodically (every k blocks), the node will rank the nodes of the scoring set by their cumulative score (from the past k blocks). It will retain the top S nodes with the highest scores and disconnect from

the $R/2$ nodes with the lowest scores. Additionally, it will make connections to $R/2$ random new neighbors as a way of refreshing the scoring set with new unseen neighbors, potentially discovering better-performing nodes in the rest of the network. The scores of all nodes in the updated scoring set will be reset to zero, including those nodes retained from the previous round. This process is repeated every k blocks. Algorithm 1 shows the pseudocode of our scoring heuristic.

Algorithm 1 Scoring heuristic

```

1: // PSS = the underlying Peer Sampling Service
2: // responsive = alive and able to handle another connection
3:
4: // Rejuvenate node's Scoring Set (SS)
5: // CS = node's Close Set
6:
7: //  $u, v \in SS$ ,  $u \neq v$ 
8: //  $t_1$  = 1st time of receiving a new block from peer  $u$ 
9: //  $t_2$  = 2nd time of receiving the same block from peer  $v$ 
10: //  $dt = (t_2 - t_1)$  in msec
11:
12: loop periodically
13:   for  $k$  blocks do
14:     add  $dt$  points to the score of peer  $u$ 
15:   end for
16:
17:   while  $SS.size > S$  do
18:     remove the lowest point node from  $SS$ 
19:   end while
20:
21:   while  $SS.size < (S + R/2)$  do
22:     pick a random node  $w$  from  $PSS$ 
23:     if  $w$  is responsive AND  $w \notin (SS \cup CS)$  then
24:       add  $w$  to the  $SS$ 
25:     end if
26:   end while
27:
28:   set all points to zero
29: end loop

```

In contrast to manually designed protocols that often necessitate extensive tuning of parameters for individual blockchain networks, we design a scoring function that is directly matched to the objective that we are trying to optimize and automatically identifies the best topology for any network setting. The scoring heuristic automatically adapts not only to network heterogeneity, such as latencies, bandwidth, congestion between nodes, and nodes' generic computational abilities, but also it captures consensus-layer characteristics, such as mining power or good connectivity with mining pools.

Algorithm 2 Close heuristic

```

1: // PSS = the underlying Peer Sampling Service
2: // responsive = alive and able to handle another connection
3:
4: // Rejuvenate node's Close Set (CS)
5: // SS = node's Scoring Set
6:
7: loop periodically
8:   for all node  $v \in CS$  do
9:     measure the RTT to node  $v$ 
10:   end for
11:
12:   while  $CS.size > C$  do
13:     remove node with highest avg RTT from  $CS$ 
14:   end while
15:
16:   while  $CS.size < (C + R/2)$  do
17:     pick a random node  $w$  from  $PSS$ 
18:     if  $w$  is responsive AND  $w \notin (SS \cup CS)$  then
19:       add  $w$  to the  $CS$ 
20:     end if
21:   end while
22:
23:   set all latencies to zero
24: end loop

```

2.2 The Close heuristic

For the *close set*, SCRamble applies the close heuristic: Our second heuristic operates one layer beneath our first heuristic, i.e., at the networking/peer-to-peer layer. Thus, it is unaware of any consensus layer characteristics, such as who is generating or transmitting new blocks faster. The node measures its latency to any other peer in the close set using a number of ping messages. Periodically (every few seconds), it will average the latencies to each peer in the close set, retain the C nodes with the lowest average latency, and discard the $R/2$ nodes with the highest average latency, replacing them with $R/2$ randomly picked ones. Similarly to the logic of the scoring heuristic, this is a way of refreshing the close set with new unseen neighbors, potentially discovering closer neighbors than the current ones. All current latencies will be forgotten, including those to nodes retained from the previous round. This process is going to repeat every few seconds. The periodic rejuvenation of a node's neighbor set helps it adapt to dynamic conditions. Naturally, this heuristic brings us nodes in proximal geographical locations, although our heuristic does not take location into account and focuses solely on network latency. Algorithm 2 shows the pseudocode of our close heuristic.

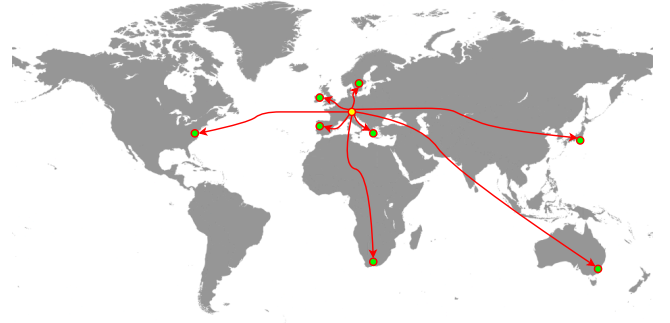


Figure 1: Blocks should be propagated to a few nearby and to a few distant nodes (close heuristic).

In general, rapid dissemination at a global scale has to deal with the following two challenges: First, a new block should be distributed fast and exhaustively at a local scope, harnessing the low-latency links of geographically proximal locations and ensuring that every single nearby node receives the block through a fast, low-latency, local path. Second, a dissemination algorithm should incorporate a global perspective, ensuring rapid distribution of the block to remote areas.

Intuitively, a block generated in Tokyo should quickly reach a node in Osaka through local connections, instead of taking a longer route that goes through Dublin. Meanwhile, the node in Dublin should receive the block fairly quickly via a direct shortcut from the vicinity of Tokyo to a location in Western Europe, instead of having to wait for the block to gradually traverse all of Asia and Europe through numerous local dissemination steps.

Figure 1 illustrates an overview of the suggested approach behind our close heuristic. Blocks should be transmitted over both local, low-latency connections, and remote, long-distance ones.

In summary, each node keeps three peer sets that work together to optimize block dissemination:

- **Scoring neighbors** are those that have consistently relayed new blocks the fastest, ensuring reliable data exchange.
- **Close neighbors** are chosen for having the lowest measured network latency, facilitating rapid, low-latency communication within close proximity.
- **Random neighbors** are picked uniformly at random to introduce global shortcuts, and to discover new peers.

By combining high-performance links, low-latency connections, and random shortcuts, SCRamble achieves fast block propagation.

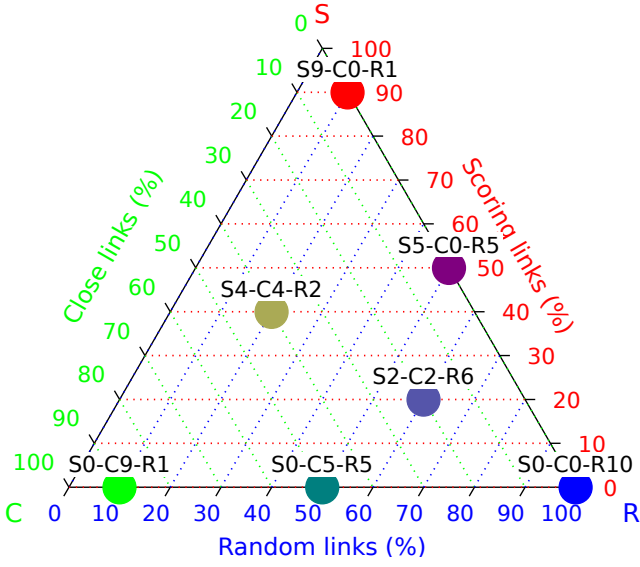


Figure 2: Links are shared among three different sets: Scoring (S), Close (C), and Random (R). Experimental space with 10 links.

3 Experimental Setup

In order to emulate realistic network latencies between nodes, we acquired a real-world latency trace publicly available by WonderNetwork [10], and we turned it into a dataset reflecting the geographic distribution of Bitcoin network nodes [1], adopting the way followed in CougaR [7]. All evaluations were conducted using the Peer-Net Simulator [2].

In all evaluation, the notation $Sx-Cy-Rz$ represents a configuration where each node establishes x scoring, y close, and z random links.

Figure 2 portrays the parameter space under investigation. The blue vertex represents the configuration where only random links are being established, i.e., none of the two heuristics is being applied. The red and green vertices represent the configurations where only scoring-based or only close-based links are being established, respectively. In these last two scenarios, we still include one randomly selected link, which is necessary for refreshing the links in both heuristics. The edge between the red and blue vertices represents setups with only the scoring heuristic, while the edge between the green and blue vertices represents setups with only the close heuristic. Moving along the edges towards a certain vertex, the ratio of nodes in favor of that vertex increases at the expense of the vertex we are leaving behind. All points in the triangle’s interior correspond to setups that combine both heuristics.

Note that the color coding in Figure 3 matches the respective parameter space coloring of Figure 2.

4 Evaluation of SCRamble’s Link Selection Policy: Scoring vs. Close vs. Random

In this section, we evaluate SCRamble by examining its performance across alternative options for the link selection policy, specifically the percentages of scoring, close, and random neighbors within the neighbor set. We ran multiple experiments to assess various combinations of scoring, close, and random links across different setups involving block validation delays and block sizes.

Figure 3 illustrates the dissemination progress over time since a block has been generated, showing the percentage of nodes that have not yet received and validated the block. Each line in the plots corresponds to a distinct experiment, averaging the dissemination of 100 blocks from uniformly randomly selected miners. The experiments were conducted with scoring links included, are shown after 128 rounds of calibration, with 100 blocks per round, to achieve long-term performance convergence. Line colors represent setups with the percentages of scoring, close, and random neighbors, corresponding to the respective colors in Figure 2.

Figure 3a shows a setting with the default delay values¹, i.e., 5 msec and 50 msec per node for the header and body validation delays, respectively, and 1.5 RTTs for a block transfer (as mentioned in Section 1).

Figure 3b and Figure 3c consider two representative sets of experiments with different body validation delays: one set with a lower delay (20 msec) than the usual (50 msec), and another one with a higher delay (100 msec).

To assess the effect of the extra RTTs incurred by larger blocks on dissemination, as well as the scenario in which the block body fits within the initial packet along with the header, allowing the entire block to be transferred in 0.5 RTTs, we conducted experiments with a wide range of total RTTs required per block transfer. Figure 3d and Figure 3e report two representative sets of experiments: one set with fewer total RTTs (0.5 RTTs), and another one with more (3.5 RTTs), compared to the usual (1.5 RTTs).

We observe that when neither of the two heuristics is applied, exclusive use of random links ($S0-C0-R8$) yields the worst performance. Using just one of our heuristics and applying it to half of the neighbors ($S4-C0-R4$, $S0-C4-R4$), or using both heuristics and applying them to a minority of the neighbors ($S1-C1-R6$), provides better results than 100% random, however, we can do better. The reason is that in all three of the above cases, the percentage of random nodes remains high (i.e., $R \geq 50\%$ of the neighbors). This is proven by the fact that using just one of our heuristics and applying it to the majority of the neighbors ($S7-C0-R1$, $S0-C7-R1$) provides even better results. When the node delay increases, or the total number of RTTs decreases, scoring

¹<https://statoshi.info/d/000000003/function-timings>

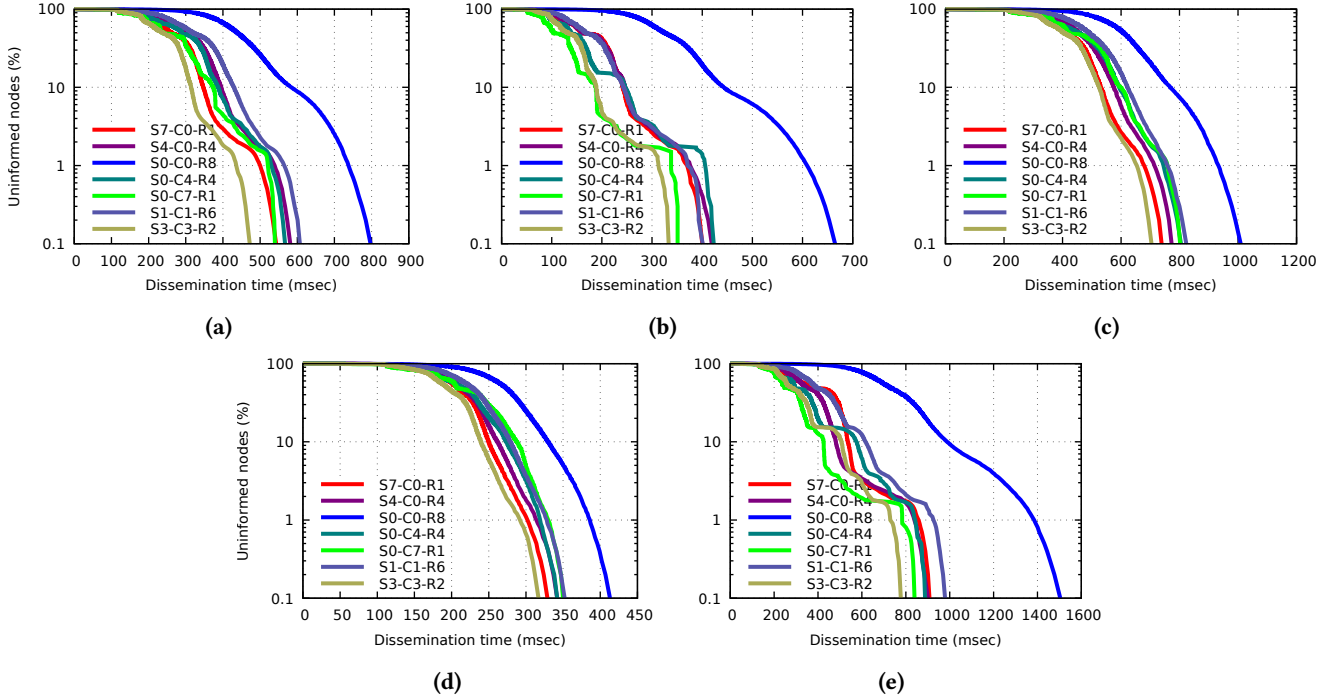


Figure 3: Dissemination progress over time for different setups of body validation delay and total RTTs per block transfer respectively. (a) 50 msec, 1.5 RTTs (default scenario), (b) 20 msec, 1.5 RTTs (lower delay), (c) 100 msec, 1.5 RTTs (higher delay), (d) 50 msec, 0.5 RTTs (fewer RTTs), (e) 50 msec, 3.5 RTTs (more RTTs)

peers yield better results. Vice versa, when the node delay decreases, or the total number of RTTs increases, close peers have an advantage. However, note that setups involving only close nodes are very likely to split the network into disconnected components due to the nodes' greedy policy to team up exclusively with nearby nodes. The best results are achieved by applying both heuristics to the majority of each of the scoring and close sets (S3-C3-R2).

5 Conclusions

We introduced SCRamble: an adaptive decentralized overlay construction protocol that determines which neighbors a node should connect to in order to minimize block dissemination time in blockchain networks. SCRamble's link selection policy consists of three key elements: (a) *neighbors' recent record of providing new blocks*, captured by a sophisticated scoring function, (b) *proximity*, in terms of network latency, and (c) *randomness*. We emphasized the significance of incorporating each of these components into the link selection policy up to a certain threshold, ensuring they contribute their beneficial characteristics without exceeding that limit, as doing so would lead to unnecessary link usage without any benefits. In this context, we assessed the effects of varied block validation delays and sizes.

Acknowledgments

Work funded by *Input Output Global (IOG)* in the context of the “*Eclipse-Resistant Network Overlays for Fast Data Dissemination*” project, to optimize Cardano's overlay network.

References

- [1] 2024. *Bitnodes*. <https://bitnodes.io/>.
- [2] 2024. *Peer-Net Simulator*. <https://github.com/PeerNet>.
- [3] V. Buterin et al. 2014. A next-generation smart contract and decentralized application platform. *white paper*.
- [4] T. Cao, J. Yu, J. Decouchant, X. Luo, and P. Verissimo. 2020. Exploring the monero peer-to-peer network. In *International Conference on Financial Cryptography and Data Security*. Springer, 578–594.
- [5] C. Decker and R. Wattenhofer. 2013. Information propagation in the bitcoin network. In *IEEE P2P 2013*. 1–10.
- [6] M. Jelasity, S. Voulgaris, R. Guerraoui, A-M Kermarrec, and M. Van Steen. 2007. Gossip-based peer sampling. *ACM TOCS*.
- [7] Evangelos Kolyvas and Spyros Voulgaris. 2022. CougaR: Fast and Eclipse-Resilient Dissemination for Blockchain Networks. In *Proceedings of the 16th ACM International Conference on Distributed and Event-Based Systems* (Copenhagen, Denmark). Association for Computing Machinery, 7–18. doi:10.1145/3524860.3539805
- [8] S. Nakamoto. 2008. Bitcoin: A peer-to-peer electronic cash system.
- [9] T. Neudecker and H. Hartenstein. 2018. Network layer aspects of permissionless blockchains. *IEEE Communications Surveys & Tutorials*.
- [10] Paul Reinheimer. 2024. *A day in the life of the Internet (WonderProxy)*. <https://wonderproxy.com/blog/a-day-in-the-life-of-the-internet/>.