

Is MT Ready for the Next Crisis or Pandemic?

Vipasha Bansal Elizabeth Brown Chelsea Kendrick Benjamin Pong William D. Lewis

University of Washington

{vipashab, egolhoff, chelsk5, benpong, wlewis2}@uw.edu

Abstract

Communication in times of crisis is essential. However, there is often a mismatch between the language of governments, aid providers, doctors, and those to whom they are providing aid. Commercial MT systems are reasonable tools to turn to in these scenarios. But how effective are these tools for translating to and from low resource languages, particularly in the crisis or medical domain? In this study, we evaluate four commercial MT systems using the TICO-19 dataset, which is composed of pandemic-related sentences from a large set of high priority languages spoken by communities most likely to be affected adversely in the next pandemic. We then assess the current degree of “readiness” for another pandemic (or epidemic) based on the usability of the output translations.

1 Introduction

COVID-19 was the worst pandemic in over a century. In order to slow the spread of the virus and to reduce hospitalizations and death, it was vital to communicate information to vulnerable populations. However, official communications from health agencies, such as the World Health Organization, were only available in high resource languages.

The TICO-19 dataset (Anastasopoulos et al., 2020) was created during the COVID-19 pandemic to encourage MT research in under-resourced languages, specifically languages whose communities might be impacted by the pandemic but had not yet been touched by it (TICO-19 was created in mid-2020, early in the pandemic).¹ Translators without Borders (TwB) was the driving force behind the choice of languages in TICO-19; TwB was, and still is, engaged in translating all manner of content for a number of languages spoken across Africa

and Southeast Asia and other parts of the world. The dataset consists of n-way parallel test and dev sets across 35 different languages.

At the time of TICO-19’s development, many of its languages had no commercial translation systems available for them (*e.g.*, Dari, Kurdish, Zulu, etc.). This situation has changed markedly in the ensuing years: of the 35 languages in the TICO-19 test set, 34 are now covered by commercial translation systems, such as Google and Microsoft.

This change in MT availability raises the question: How good are the commercial MT systems at translating into and out of these languages? In particular, how good are they for translating pandemic-related content specifically? Would they be adequate, say, for aid providers or medical professionals to communicate with native speakers of these languages on the ground during a future crisis?

Our study measures the quality of existing commercial systems in the context of pandemic response. We systematically look at the two major MT providers, Google and Microsoft, to see how well they perform on the TICO-19 test data. We look at two snapshots, one taken in 2023 and one in 2025. These snapshots give us a sense not only of how well the engines perform on pandemic-related content, but also how much they have improved over this period. Further, given the popularity of LLMs, including in MT research (Kocmi et al., 2024), and their potential utility in translation (with strong evidence of them being competitive with existing commercial systems (Hendy et al., 2023; Robinson et al., 2023)), we also look at how well OpenAI’s GPT and Google’s Gemini do on the same content across all of these languages. Given the growth in the use of LLMs, it seems likely that current or future users will use LLMs for translation tasks, potentially in crisis scenarios such as pandemics.

Is the MT field ready for the next pandemic? By looking at a number of commercial systems

¹A secondary goal of TICO-19 was to provide translation memories and glossaries for translators. These, along with the MT benchmark data that are used in this paper, are available for download from the TICO site: <https://tico-19.github.io/>.

that are likely to be used for translation in the next pandemic, we provide some preliminary data to help us answer this question.

2 Background and Related Work

2.1 The Use of MT and Other Language Technologies in Crisis Scenarios

There has been a significant amount of research on the use of language technologies in crisis response over the past few years. [Lewis et al., 2025](#), for instance, shows 355 papers published over the past 5 years (during and since the COVID pandemic) which are focused on various language tasks, albeit specific to social media use in crises. Most of these papers concentrate on classification tasks, with a smattering of work on other language technologies, including, NER, geo-location, summarization, and topic modeling. Oddly, given the prevalence of large-scale crises that occur in areas where English is not spoken (see [Tin et al., 2024](#), and discussion in [Lewis et al., 2025](#)), very little work has been done on MT as it relates to crises and social media.

That is not to say that there has been no work on crises and translation. The INTERACT project², an EU funded research consortium, produced a number of publications on translation in crises, focused on various aspects of *crisis communication*, e.g., translation workflows and training translators ([Federici and Cadwell, 2018](#)), translation need’s assessments in times of crisis ([O’Brien and Federici, 2019](#)), and ethics and crisis translation ([Hunt et al., 2019](#)), among others. Similarly, [Bird, 2022](#) look at crisis communication holistically, considering cross-cultural communication and the use of “trade” languages (i.e., regional *linguae francae*). Further, [Lankford and Way, 2024](#) examine the use of LLMs for low-resource MT in a pandemic, and [Roussis, 2022](#) walks through the data collection and training of an end-to-end neural model dedicated to pandemic translations. And of course, [Lewis, 2010](#) established the crucial need for commercial MT for low-resource languages in a crisis scenario.

Commercial MT systems are frequently used in medical settings, including for doctor-patient communication ([Khoong et al., 2019](#); [Khoong and Rodriguez, 2022](#)). It is likely that MT is used similarly in all manner of crises, but such uses are not well documented. Commercial MT tools—such as Google Translate, Microsoft Translator, and even LLMs such as GPT and Gemini—have seen broad

general-purpose usage and acceptance. One would expect the same level of usage in crisis contexts, but we do not have data on such uses, nor on how successful they have been.

2.2 Quality, Usability and Readiness

The end goal of much MT research is to produce systems with the highest quality. In general, researchers in our field compete to produce systems that are of the best quality—notably better than their competitors—the winner being determined by whoever has the highest score based on whatever metric is used, e.g., BLEU, BERTScore, COMET, human evaluation, etc. The most common examples of this sort of competition can be seen in various shared tracks conducted by the WMT ([Kocmi et al., 2024](#)) and IWSLT ([Ahmad et al., 2024](#)).

The focus of this paper, however, is readiness, specifically in the context of pandemic response. The goal is therefore not besting a competitor, but rather assessing whether a translation system is good enough to be used in the field. The key to this is usability: it is essential that the translated information be *understood*, whether the translations are to a population from, say, aid workers or government bodies ([O’Brien and Federici, 2019](#)), or from a population, say, as posted to social media ([Lewis et al., 2025](#); [Imran et al., 2015](#)).

Usability is not the same as quality, but certainly overlaps with it. Usability is also related to adequacy ([Specia et al., 2011](#)), in that we want a translation that conveys the correct information, whether or not the translation is fluent. For us, a translation is usable if it is of sufficient quality (i.e., it is *good enough*) in our context and conveys the relevant information (i.e., it is *adequate*).

Test data are merely proxies for measuring quality and adequacy, and so too usability (as we are defining it). Evaluation metrics are poor substitutes for actual on-the-ground monitoring. However, test data, crafted to be representative of the relevant context, and measured carefully against translated output, can be a step in right direction. We use evaluation metrics against our translated output, and establish a threshold above which we designate the translation as “usable”. To that end, we follow a traditional rule-of-thumb with respect to interpreting BLEU scores, which is captured by Google’s MT API documentation³ ([Google Cloud, 2025](#))

²<https://cordis.europa.eu/project/id/734211>

³<https://cloud.google.com/translate/docs/advanced/automl-evaluate>

and shown in Table 1. We see 30 as our threshold for usability, since translations with a score of at least 30 are of “understandable to good” quality. In other words, they are usable. Further, since 30 is a rule of thumb rather than a hard and fast threshold, we see scores between 25 and 30 as “borderline usable”, giving us a potentially softer boundary in our measurement of readiness.

BLEU Score	Interpretation
< 10	Almost useless
10 - 19	Hard to get the gist
20 - 29	Clear gist, major grammatical errors
30 - 40	Understandable to good translations
40 - 50	High quality translations
50 - 60	Very high quality, fluent translations
> 60	Quality often better than human

Table 1: BLEU Score Interpretation

It should be mentioned that we also calculated BERTScore (Zhang* et al., 2020) and COMET (Rei et al., 2020), for all the translation output we examined in this study. However, it was not clear how we could use these scoring methods for thresholding quality and adequacy to determine usability, especially for lower resource languages. Metrics such as BERTScore have known issues with lower resource languages (Tang et al., 2024).

3 Data

3.1 The TICO-19 Dataset

The TICO-19 data consists of 3071 sentences (971 dev, 2,100 test) covering a variety of domains, including medical, academic, and informational texts, drawn from sources such as Wikipedia, PubMed, and existing corpora such as the CMU English-Haitian Creole dataset (Anastasopoulos et al., 2020). The data were translated into 35 different languages, making a dataset that is uniquely n-ways parallel.⁴ The dataset includes 9 *pivot* languages, which are global or regional *linguae francae*; 21 *priority* languages, which were labeled as such by Translators without Borders (TwB) based on translation requests during the pandemic or their importance to partner aid organizations, such as the Red Cross; and 8 additional languages, labeled as *important*, which were included because they have very large populations of speakers in South

⁴Such parallelism allows for MT development and/or testing of any pairing of languages in the dataset, e.g., Dari to Persian, Oromo to Amharic, Marathi to Hindi, etc. It can also facilitate work on closely related dialects, e.g., Eritrean and Ethiopian Tigrinya, and Sorani and Kurmanji Kurdish.

and Southeast Asia. The pivot languages were not explicitly requested by TwB, but were added to allow for extending TICO-19 in the future.⁵ Although these labels were not explicitly designed to map to language resource level, they do remarkably well in that regard: Pivot languages tend to be high resource, Priority languages low resource, and Important languages somewhere in between. We will use the TICO-19 labels *pivot*, *priority*, and *important* in this study.

Each sentence in the dataset is tagged with information about the data source. Domain-source correspondence is shown in Table 2. The dataset’s structure allows for bidirectional evaluation that enables the measurement of MT quality in scenarios where English might be either the source of public health content or the destination for translated reports from the field. One can also run domain-specific evaluations based on subdomains in the table, which we partially take advantage of to examine potential training data contamination.⁶

Two languages were removed from our study due to problems with the data: the data for Congolese Swahili was not available for download, and the data file for Nuer was corrupted.

Data Source	Domain	# Sentences
CMU	Conversational, medical (CM)	141
PubMed	Scientific, medical (SM)	939
Wikipedia	General (G)	88
Wikivoyage	Travel	243
Wikinews	News (N)	1538
Wikisource	Announcement (A)	122

Table 2: Data statistics by domain

3.2 Risk of Training Data Contamination

A significant issue in assessing commercial MT systems and LLMs is the risk of training data contamination. Data contamination occurs when evaluation benchmarks or test sets, or data from which they are drawn, are used as training data for models, leading to inflated evaluation scores and misleading conclusions about the model’s real generalization capabilities (Golchin and Surdeanu, 2024). This is especially concerning when benchmarking in zero-shot settings (specifically for LLMs) where there is no fine-tuning for task-specific data. If near perfect

⁵Pivots were, in fact, used during the development of TICO-19 dataset, notably, for Dari (from Farsi) and Congolese Swahili (from French).

⁶Sentences from the Travel domain appeared only in the dev set (and not test), and were not included in our analysis.

or unrealistically high scores are achieved using evaluation metrics, there is a high likelihood of a detrimental level of data contamination, resulting in falsely reported numbers due to memorization instead of generalization.

Although it is not possible for us to completely rule out training data contamination without access to the model’s training data, we identify results that suggest contamination is likely. This is discussed further in Section 6.4.

4 Methods

This section outlines the process used to produce and evaluate translations for each language for both the neural systems and the LLMs.

4.1 Neural Machine Translation Systems

We used the Google and Microsoft Translation services in two parallel timeframes: April-May in 2023 and April-July in 2025. We used Microsoft Azure Cognitive Services Translator in 2023 and transitioned to Azure AI Translator in 2025⁷, while we used Google Cloud’s API in both timeframes.

These services were used to translate all languages in the TICO-19 dataset in both directions (EX and XE). Where locales were listed in API documentation that coincided with the locales in the TICO-19 dataset, *e.g.*, Brazilian Portuguese, Latin American Spanish, this information was passed to the API, *e.g.*, pt-BR, es-LA. For Tigrinya and Fulfulde, neither Microsoft nor Google indicated the locale that was supported by their translation engines. TICO-19 has data for two dialects of Tigrinya (Eritrean and Ethiopian) as well as Nigerian Fulfulde. We did not specify locales to the API when processing these data.

4.2 LLM systems

Unlike NMT Systems that provide specific language translation support, LLMs are autoregressive models that are trained on large amounts of multilingual data, and can generate texts in multiple languages (Lai et al., 2024; Chua et al., 2025). As such, LLMs *can* be suitable for machine translation, in some cases for languages unsupported by commercial NMT systems. However, because they are not explicitly optimized for translation, LLMs may

introduce issues related to inconsistencies in terminology or hallucinations (Sennrich et al., 2024; Guerreiro et al., 2023).

We tested GPT-4o and Gemini-2.0-flash-001, which were accessed through the Azure OpenAI Service⁸ and Google Cloud’s Vertex AI Service⁹, respectively. We refer to these systems as GPT-4o and Gemini for the rest of the paper.

For both GPT-4o and Gemini, we used identical configurations, with temperature=0 and the following zero-shot prompt: Translate the following text from one {source_language} to {target_language} in one line without any transliterations or explanations. The translated text was then extracted from the response for evaluation.

4.3 Evaluation Metrics

To assess the quality of MT outputs in the context of crisis communication, we employed three widely used automatic evaluation metrics: BLEU, BERTScore, and COMET. Each metric offers different strengths and is sensitive to different aspects of translation quality such as lexical similarity, contextual semantic alignment, and cross-lingual consistency. BLEU, as noted in Section 2.2 was the only metric used for thresholding usability (and readiness). BERTScore and COMET scores are used when reviewing comparative results, or to verify trends observed through BLEU, particularly with respect to quality changes over time.

4.3.1 BLEU

We used the `corpus_bleu` function from the `Sacrebleu` package (Post, 2018)¹⁰ to calculate aggregate BLEU (Papineni et al., 2002) scores across the data for each language pair.

4.3.2 BERTScore

To evaluate the semantic similarity between candidate and reference translations, we used BERTScore (Zhang* et al., 2020). We used the `bert_score` Python package with default settings. Scores were calculated with baseline rescaling for translations into English,¹¹ which allows scores to

⁷Microsoft’s underlying translation service remained the same over this time period. There were changes to the publicly facing API (*i.e.*, how the translation engines are accessed) reflecting reorganizations within the company.

⁸<https://azure.microsoft.com/en-us/products/ai-services>

⁹<https://cloud.google.com/vertex-ai/generative-ai/docs/models/gemini/2-0-flash>

¹⁰<https://github.com/mjpost/sacrebleu>

¹¹Baseline rescaling is not supported for all languages. Therefore it was not applied in the EX direction, as it would prevent cross-linguistic comparison of results.

fall in a normalized 0–1 range, where higher values indicate stronger semantic similarity.

4.3.3 COMET

COMET (Rei et al., 2020) scores were calculated for translations of languages with pretrained support.¹² Unfortunately, many of the low resource languages in our dataset are not currently supported. However, the number of supported languages has increased since 2023.

To compute COMET scores, we prepared the data in triplet format, including the original English source sentence, the human reference translation, and the machine translation hypothesis. We used the XLM-RoBERTa-based COMET model released as part of the WMT22 Quality Estimation shared task (Zerva et al., 2022). The model was loaded using the comet Python package. Scores were computed using batch prediction and reported as normalized averages between 0 and 1, where higher values indicate closer alignment to human reference translations.

5 Results

The graphs in Figures 1 (a)-(f) show the BLEU scores for each MT system and language, separated by their TICO-19 classification (Pivot, Important, Priority) and translation direction. Some example BLEU scores showing overall trends can be seen in Table 3. The full complement of BLEU scores is shown in Table 9 in the Appendix (and the BERTScore and COMET scores in Tables 10 and 11, respectively).

5.1 System Comparison

5.1.1 Coverage

All languages in the TICO-19 dataset are supported by at least one MT system, including at least one neural system. Kanuri, Nigerian Fulfulde, and Dinka were supported only by Google.¹³ Further, Oromo was not supported by Microsoft, and Dari was not supported by Google. Nuer could not be tested due to corrupted files in the original dataset.

5.1.2 Quality

Of the four systems, Google consistently produced the highest BLEU scores across languages and

	EX/XE	Microsoft	Google	GPT-4	Gemini
pt-br	EX	47.86	51.5	49.12	49.75
	XE	55.33	58.14	52.89	52.7
id	EX	46.85	54.44	53.56	51.35
	XE	50.29	53.78	49.69	51.67
fa	EX	25.25	29.75	25.89	25.55
	XE	39.35	43.35	37.8	40.28
ur	EX	20.41	27.69	23.07	23.65
	XE	35.88	44.34	36.17	38.38
km	EX	11.52	18.52	8.55	6.07
	XE	37.04	46.44	36.88	41.01
ha	EX	25.23	27.43	22.44	20.4
	XE	33.92	39.7	32.97	36.08

Table 3: BLEU Scores showing example comparisons between providers. For the complete set of BLEU scores, please see Table 9 in the appendix.

in both translation directions (EX and XE). Microsoft generally produced lower BLEU scores than Google, but had variable performance relative to the two LLMs. In particular, when translating from English into Pivot or Important languages, Microsoft frequently produced translations with the lowest BLEU score. However, for Priority languages and when translating into English, Microsoft’s performance was comparable to or better than the two LLMs.

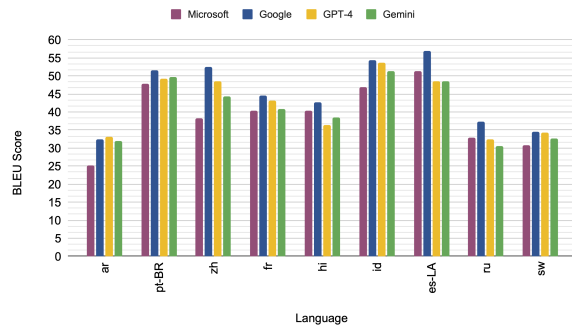
For Pivot and Important languages, GPT-4 and Gemini produced similar results to one another, and BLEU scores indicated good quality translations, though generally lower than Google. For Priority languages, there was more variation, and LLM scores were much lower than either of the neural systems. When translating from low resource languages into English, Gemini consistently did better than GPT-4.

Some notable exceptions were Tamil, Kinyarwanda, and Somali, where Microsoft scored much higher than Google (and the LLMs) when translating from E to X. For Lingala, Microsoft scored the highest in both translation directions (in the EX direction, Microsoft’s BLEU score was close to 14 points higher than the next best system). Additionally, the only time an LLM produced better translations than neural systems was translating into and out of Dari (which was not supported by Google), and for translating out of French. Results from these languages are shown in Table 4.

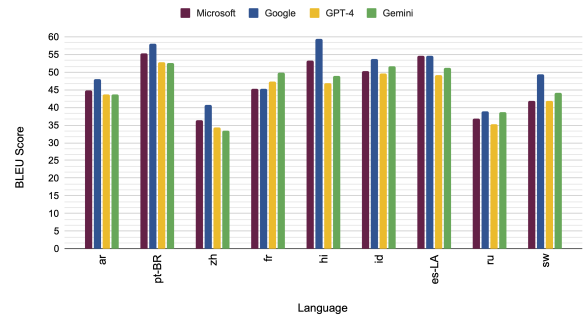
Some systems produced translations with extremely high BLEU scores (above 55) for a number of high resource languages. These scores are problematic, and suggest data contamination. See Section 6.4 for further discussion. Likewise, some of the translation systems showed dismally low

¹²<https://huggingface.co/Unbabel/wmt22-comet-da>.

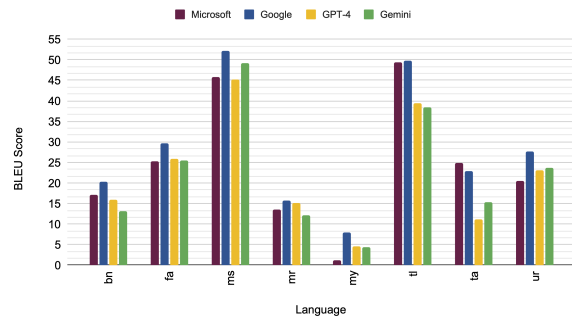
¹³When prompted, the LLMs returned responses such as ‘I am sorry, I cannot translate Kanuri text.’



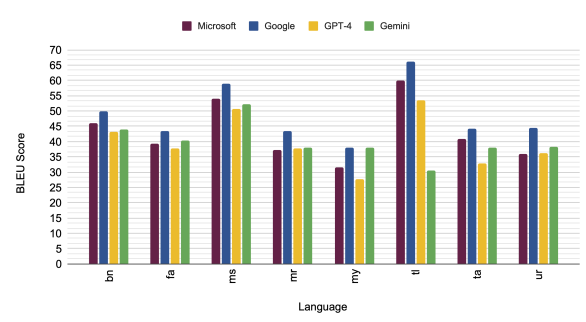
(a) Pivot EX BLEU



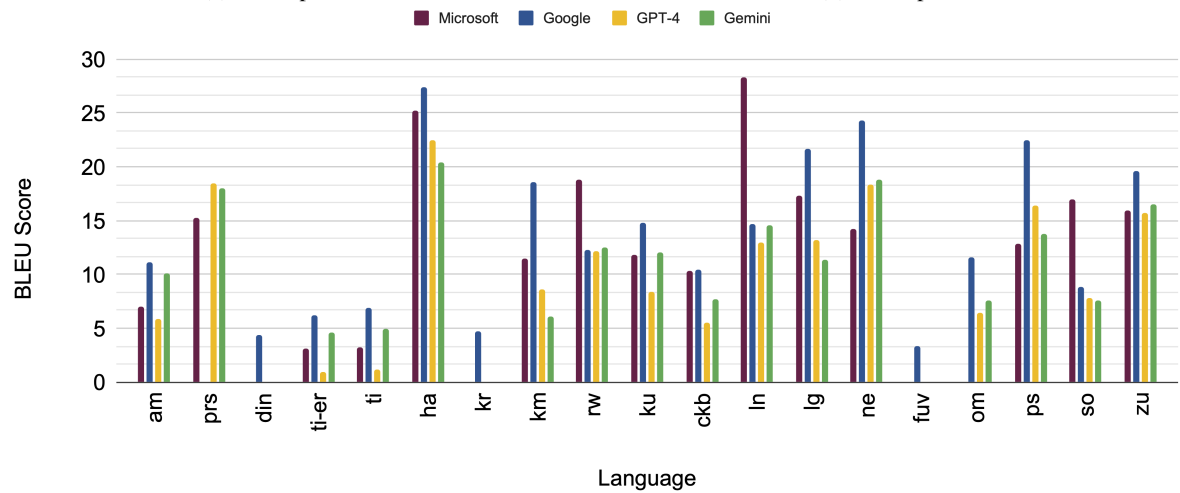
(b) XE BLEU Pivot



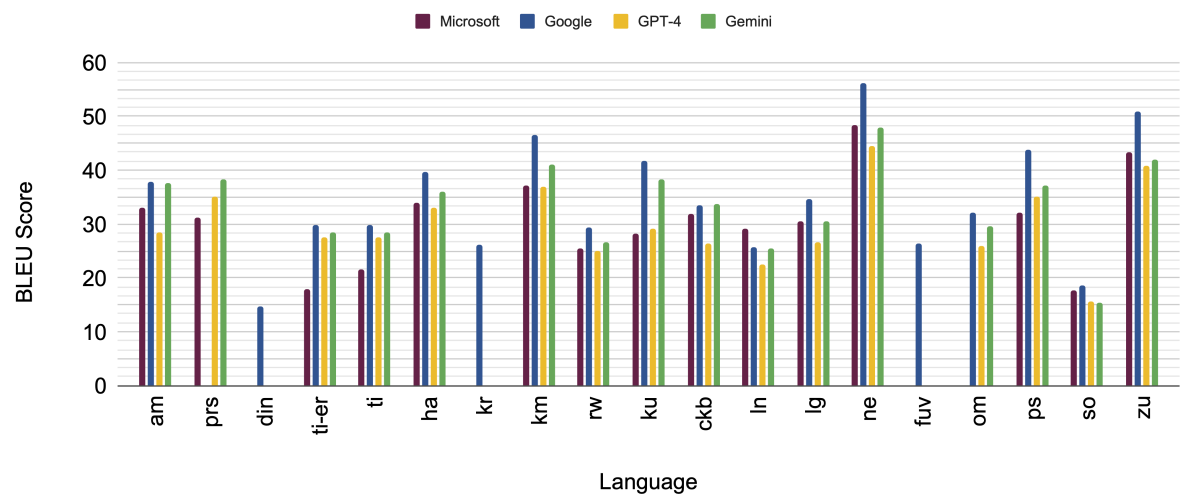
(c) EX Important



(d) XE Important



(e) EX Priority



(f) XE Priority

Figure 1: Graphs showing comparative BLEU scores across the language pairs (EX and XE)

	EX/XE	Microsoft	Google	GPT-4	Gemini
fr	XE	45.32	45.2	47.42	49.91
zh	EX	38.29	52.59	48.61	44.38
	XE	36.48	40.77	34.28	33.38
ta	EX	24.84	22.87	11.11	15.37
rw	EX	18.75	12.29	12.13	12.55
so	EX	16.98	8.87	7.78	7.56
ln	EX	28.35	14.7	12.99	14.52
	XE	29.14	25.64	22.44	25.45
prs	EX	15.21	—	18.46	17.95
	XE	31.22	—	35.02	38.4

Table 4: Notable BLEU Scores showing exceptions to overall trends across languages and MT providers. For the complete set of BLEU scores, please see Table 9 in the appendix.

BLEU scores for a subset of EX languages: Dinka (BLEU as low as 4.38), Eritrean and Ethiopian Tigrinya (BLEU as low as 3.10 and 3.23, respectively), Kanuri (BLEU as low as 4.74), and Myanmar (BLEU as low as 1.25). We did a preliminary error analysis for these languages and found that Myanmar content is not automatically word broken, the absence of which has a deleterious effect on BLEU (only relevant for the EX direction). The output for other languages, however, appears to be correct in terms of orthography and word breaking. These scores, on this preliminary analysis, would appear to be valid.

5.1.3 Translation Direction

BLEU scores were significantly higher for translations in the XE directions versus EX across all four systems. This was especially true for low resource languages. This is unsurprising, given the vast quantity of English pretraining data available. A notable exception was Chinese, which had significantly lower BLEU scores when translating into English. While this difference was relatively low for Microsoft (1.8 points), it was over 10 points for Google, GPT-4, and Gemini. These scores, and other notable scores, are shown in Table 4.

Table 5 shows the best performing MT system for each language. While LLMs can provide adequate translations for high resource languages, they rarely functioned as the best possible system, and are not competitive with neural systems for low resource languages.

5.2 Google & Microsoft Changes Since 2023

5.2.1 Coverage

In 2023, a number of languages were not supported by one or both of Microsoft and Google. Overall coverage has improved for both, and in 2025

Best System	E to X
Microsoft	ta, rw, ckb, ln, so
Google	pt-BR, zh, fr, hi, id, es-LA, ru, sw, bn, fa, ms, mr, my, tl, ur, am, din, ti-ER, ti, ha, km, kr, ku, ckb, lg, ne, fuv, om, ps, zu
GPT-4	ar, prs
Gemini	—
	X to E
Microsoft	es-LA, ln
Google	ar, pt-BR, zh, hi, id, es-LA, ru, sw, bn, fa, ms, mr, my, tl, ta, ur, am, din, ti-ER, ti, ha, km, rw, kr, ku, ckb, lg, ne, fuv, om, ps, so, zu
GPT-4	—
Gemini	fr, my, prs, ckb

Table 5: Best System for Each Language

all languages but one in the TICO-19 dataset are supported by at least one service.

5.2.2 Quality

Table 6 shows some notable changes in BLEU scores since 2023 for each system.

When translating to English, the performance of both neural MT systems remained relatively stable: Important and Priority languages improved the most. In particular, Myanmar, Tamil, and Khmer showed a strong increase in BLEU scores for both systems. Microsoft’s performance on Amharic and Khmer also improved, as did Google’s performance on Eritrean Tigrinya. Other languages showed either minor increases in scores or did not change.

In the E to X direction, changes were more variable. For Google, improvements were limited to Pivot languages, with Chinese and French showing the largest gains. There were small drops in performance (ranging from 1-4 BLEU points) for Hindi, Bengali, Malay, Marathi, Nepali, and Pashto.

Microsoft however, showed significant drops in translation quality for almost every language. In particular, Arabic, French, Indonesian, Malay, and Pashto decreased by 5 or more points. The only exceptions were Khmer and Hausa, both of which improved by 9 points, and Tamil, which remained stable. BERT and COMET Scores show similar decreases in Microsoft’s quality (see Tables 16 and 17 in the appendix), confirming this trend.

6 Discussion

6.1 MT Usability by Language

Table 7 categorizes the translation quality for each TICO-19 language based on the best BLEU score for each translation direction. In order to be consid-

Language	System	BLEU (2023)	BLEU (2025)
Myanmar	Microsoft (X to E)	23.82	31.44
Myanmar	Google (X to E)	32.39	37.98
Tamil	Microsoft (X to E)	34.21	40.73
Tamil	Google (X to E)	39.38	44.33
French	Microsoft (E to X)	45.61	40.35
French	Google (E to X)	34.14	44.57
Pashto	Microsoft (E to X)	21.12	12.79
Pashto	Google (E to X)	26.09	22.45
Arabic	Microsoft (E to X)	30.26	25.16
Lingala	Microsoft (E to X)	32.07	28.35
Hausa	Microsoft (E to X)	15.98	25.23
Hindi	Google (E to X)	46.00	42.62
Chinese	Google (E to X)	44.67	52.59

Table 6: Notable Changes in BLEU Scores between 2023 and 2025, (red indicates drops in quality). The complete set of scores for 2023 and 2025 can be found in Tables 15 - 17 in the Appendix.

BLEU Range	Languages (E to X)
<10	my, din, ti, ti-ER, fuv
10-19	mr, am, prs, km, rw, ku, ckb, om, so, zu
20-29	bn, fa, ta, ur, ha, ln, lg, ne, ps
30-39	ar, ru, sw
40-49	fr, hi, tl
50-59	pt-BR, zh, id, es-LA, ms
>60	—
BLEU Range	Languages (X to E)
<10	—
10-19	din, so
20-29	fuv, ti, ti-ER, rw, ln,
30-39	ru, my, am, ha, prs, ckb, lg, om
40-49	ar, zh, fr, sw, bn, fa, mr, ta, ur, km, ku, ps
50-59	pt-BR, id, es-LA, hi, ms, ne, zu
>60	tl

Table 7: Best Overall BLEU Scores

ered “usable,” the BLEU score needed to be at least 30 (as described in Section 2.2). Table 9 shows the usability for each language and translation system.

For all Pivot languages, in addition to Malay and Tagalog (in the Important set), there was at least one usable system to translate both into and out of the language, making bidirectional translation possible. Additionally, for all Important languages and most Priority languages there was at least one system that was able to translate XE. No Priority languages had usable EX systems. Languages without usable systems in either translation direction included Somali, Dinka, Tigrinya (both Eritrean and Ethiopian), Kinyarwanda, Lingala, Nigerian Fulfulde, and Kanuri. However, the XE systems from both dialects of Tigrinya, as well as Kinyarwanda and Lingala, were just below the threshold, and are therefore borderline cases.

For XE translations, GPT-4 stood out as particularly unreliable. It produced usable translations

for only 6 Priority languages (as opposed to 9, 10, and 10 for Microsoft, Google, and Gemini, respectively). It was often the only system without usable translations (*e.g.*, Amharic). Where scores were usable, they were lower than the other three systems.

6.2 MT Usability by Region

Tin et al., 2024 examined natural disasters globally for the 17 year period between 1995 and 2022. In that period, 11,360 natural disasters occurred, numbering on average 350 disasters per year. They further broke the disasters down by type (*e.g.*, hydrological, biological, meteorological, etc.) and by continent. Biological disasters are arguably pandemic or epidemic-related, and 10.6% of the 11,360 disasters were biological. However, when we look at the prevalence of biological disasters by continent we see much higher numbers: in Africa, 32.2% of disasters were biological—far exceeding all other continents—Asia was 5.6%, followed by the Americas at 4.6%, with Europe in last place at 2.9%.

If we treat Africa as a priority for pandemic response—the bulk of TwB’s priority languages in TICO-19 are African, and it appears that epidemics (“biological disasters”) are far more common on that continent—MT is not ready for this region. Only Hausa, Lingala and Arabic are truly usable by our metric of usability.¹⁴ This assumes the need for bidirectionality. If XE is all that is needed for a particular use case, then about half the languages are usable. If borderline cases are included, that number is close to 80%.

For other continents, readiness is much greater. Europe is well covered by the pivot languages (and arguably English in many contexts). The Americas too. Asia is a mixed bag: none of the priority languages are usable in the EX direction: Dari, Khmer, the Kurdishes, Nepali and Pashto. The Pivot and Important languages of Asia, specifically, Chinese, Hindi, Indonesian, Russian, Malay, Tagalog, Urdu are well-covered by existing MT. Other languages, not so much.

6.3 Inexplicable Losses in Quality

One of the most troubling results to come out of our study is the loss of quality in a number of systems between 2023 and 2025. Aside from Malay, all languages that saw a reduction in translation quality

¹⁴This does not take into account *trade* languages, *a la* Bird, 2022, and colonial languages, which may have significant utility in Africa.

in Google are Indo-Iranian languages. This could therefore be related to specific updates made by Google for that group of languages. However, the near universal drops in quality across Microsoft’s systems is particularly troubling.

Microsoft produced usable translations from English to Arabic and Lingala in 2023, but BLEU scores for both languages dropped below 30 in 2025. This is particularly impactful for Lingala, where no other system currently produces usable translations.

We are not privy to the reasons for these losses in quality. It is possible that the providers tuned their systems to domains that are not compatible with TICO-19. Or it could be the move to multilingual or LLM-based systems caused broad losses across certain languages (perhaps with improvements in others). TICO-19 may have been an inadvertent casualty in these changes.

6.4 Training Data Contamination

Although it is not possible for us to tell whether any particular provider has trained on the TICO-19 test or eval data, some of the highest BLEU scores we see in our results may indicate some overlap. MT providers typically do not train on test or dev data (to preserve the value of test data over time), but LLM providers do not necessarily follow this stricture. That said, since some of the TICO-19 data is drawn from public sources, it is possible for MT providers to have trained on these same sources, thus inadvertently introducing overlap. We hypothesize that this overlap would be possible, and potentially evident, with portions of TICO-19, *e.g.*, those that are publicly available. Likewise, non-public sources would not show this effect.

Table 8 provides potential evidence for this hypothesis. For Spanish, the Scientific Medical (SM), General (G), and News (N) domains show exceptionally high BLEU scores across the systems (excepting GPT-4). The scores in the high 50s to 60s suggest potential overlap. It is completely possible that the sources of these data (Wikipedia, Wikinews, even PubMed) have been consumed and trained on by these engines (potentially even without the providers having had to translate content, *e.g.*, PubMed content is translated to Spanish, as are the other sources of data). Notably, the Conversational Medical (MD) data, which comes from CMU and is not public, does not show such large BLEU scores. Also note that the language Farsi,

which is lesser resourced and less likely to be translated into, also has lower scores.

There are confounds here, of course, that might only be teased apart through further analysis. First, the number of sentences in each TICO-19 subdomain is quite small (domain labels and counts are shown in Table 2). This could lead to significant variability in the BLEU scores calculated. Likewise, Spanish is much higher resource than Farsi, so just the availability of resources for the former would lead to much larger BLEU scores. But would these be in the 50-60 point range?

Overlap such as that described previously certainly plagues any evaluation data drawn from public sources, *e.g.*, news, social media, etc., since nothing would constrain MT providers from drawing from the same sources, potentially translating them, and adding them into their training data. Overtly adding test data into training is frowned on, but not completely avoided (Zhang et al., 2025).

A thorough analysis of data contamination (and TICO-19 domains) will be left to future research.

6.5 Overall Assessment of Readiness

In crisis response, when lives are often on the line, we must be opportunistic. It does not matter what provider produces a particular system, it only matters whether it will be usable in the context of our need. Based on our usability numbers, this is our overall assessment:

1. For the most part, the Pivot languages are well supported by *all* translation systems, including the LLMs. The quality of these systems are high, and using them to translate content will likely result in understandable results. The pivot languages cover a large percentage of the world’s population, but in regions such as a Africa and Asia, their use may not be consistent. This also assumes homogeneity in these languages, which cannot be taken as a given (Bird, 2022). Lesser resourced dialects of these languages may *not* be adequately covered (and were not covered in our study).
2. Important languages are a little more hit or miss. For the XE direction, the quality would appear to be high enough to declare them ready (Myanmar excepted, but it is borderline usable). In the EX direction, Malay and Tagalog would appear to have sufficient quality to be usable. All other languages are at best borderline.

		E to X				X to E			
Domain		GPT-4	Gemini	Microsoft	Google	GPT-4	Gemini	Microsoft	Google
es-LA	CM	36.01	36.18	35.79	36.70	30.47	27.1	35.17	36.98
es-LA	SM	50.55	51.64	59.61	58.88	50.95	53.97	55.03	56.23
es-LA	G	50.50	49.86	57.48	57.00	49.87	49.48	55.06	56.53
es-LA	N	57.20	58.33	61.68	60.37	58.74	61.45	55.69	54.89
es-LA	A	47.80	50.05	47.8	45.38	55.18	59.96	48.48	47.92
fa	CM	31.21	23.70	27.00	25.78	29.48	27.49	28.85	26.80
fa	SM	29.39	29.86	28.07	33.78	37.22	39.64	40.45	46.00
fa	G	24.26	24.40	29.68	28.28	38.79	39.33	39.15	44.31
fa	N	30.00	26.39	24.69	28.08	42.77	44.61	34.85	38.38
fa	A	23.54	23.26	35.15	27.07	47.64	49.31	40.48	45.29

Table 8: Domain BLEU Scores for Spanish (LA) and Farsi. Bold text indicates best system within each specific domain. Legend for domains: Conversational Medical (CM), Scientific Medical (SM), General (G), News (N), Announcements (A).

3. Priority languages, for the most part, fall through the cracks. In the XE direction, we see around 50% usability. For EX, none are in the usable category, although some are borderline, *e.g.*, Hausa for both Microsoft and Google, and Lingala for Microsoft.
4. For regions likely to be hardest hit by biological disasters, whether those be epidemics or pandemics, most notably Africa and Asia, a reliance on MT for trade or colonial languages may be necessary. However, this reliance may come at a cost where these languages, even if official, are not spoken by a sufficiently large percentage of the population.

7 Conclusion and Future Work

In March 2020, at the start of the pandemic, which also marked the beginning of the TICO-19 project, the bulk of the languages that TwB had designated as priority were not covered by commercial translation engines. The eval and test data created as part of TICO-19 were seen as useful resources to encourage the development of MT for these languages. By 2023, the coverage of these languages had increased, with only 5 languages not yet supported (specifically, Congolese Swahili, Dinka, Fulfulde, Kanuri, and Nuer). By 2025, the coverage was nearly complete, with only one language across all of TICO-19 not covered: Congolese Swahili. It is not obvious whether MT for these languages would have been developed if there had been no TICO-19, but it can still be seen as a successful outcome of the TICO-19 project.

But there is more to the story than whether particular languages are supported or not. What is also important is whether the engines that support the languages have sufficient quality to be usable. That

was the focus of our study.

We see our work here as preliminary. Clearly, human evaluation would be of significant value, but sourcing evaluators for some of the languages in TICO-19 would be problematic. A deeper dive into the TICO-19’s subdomains might bear fruit and help with determining the degree of training overlap with the various providers. Likewise, we were saddened to miss two languages in the TICO-19 set, namely, Congolese Swahili and Nuer, and hope that they can be added in future work.

If we are dependent on commercial MT systems for pandemic response (or any sort of crisis response, for that matter), we cede a certain amount of control to the providers whose engines we use. Their goals and our goals may not necessarily be in sync, however, and we may see inadvertent losses of quality and utility (as noted in Section 6.3), and this possibility must be considered in any plans that are made. That said, the development of resources such as TICO-19 can be seen as tools to not only measure quality or foster research, but also act as a means to lobby for improvements (*e.g.*, on particular languages). With TICO-19 we can not only measure quality and usability of MT systems, we can also use the numbers (if low) to convince providers that they have work to do. In a way, we hope our paper will have some effect in that way.

Is MT ready for the next pandemic? For regions where high-resource languages are spoken, the answer is mostly yes. But there are significant gaps in usability when we look at lower resource languages, especially those spoken in Africa and Asia, regions that arguably are most likely to be hit hardest in the next pandemic (following Tin et al., 2024). There is still much work to be done for the lower-resource languages spoken in these parts of the world.

Limitations

One major limitation of our work is the absence of human evaluations. Given the significant quality improvements in MT over the past few years, n-gram based metrics such as BLEU struggle to measure existing technologies adequately. BLEU has long outlived its shelf-life, and we realize we have potentially walked into a minefield by relying on it in this study. Other measures, such as BERTScore or COMET are particularly adept at measuring quality for neural-based MT, yet they suffer on lower-resourced languages. Human evaluations provide much better signal, but alas, are expensive to implement, and outside of the budgetary considerations for our project. It would also be difficult to source evaluators for some of the languages in TICO-19

We also did not use mBERT or equivalent models in our evaluations. We felt that these models are still exploratory, and were concerned about whether the signal we might receive through these models could be relied on.

The focus of our study has been on the usability of MT in crisis situations, specifically pandemics, across a few dozen languages, many under-resourced. In doing this study, we looked at the quality (and even the ability) of MT systems to translate from English into these languages and into English from these languages. By assuming that we should only be measuring translation quality into and out of English, we have introduced an unfortunate bias: we are assuming that *all* aid providers, governing bodies, NGOs, etc., will be English-speaking. This is not at all true (Doctors without Borders is a prime example of a primarily non-English speaking aid provider), and marks a significant limitation of this work.

We were confronted with some issues with the data in our study, most notably in Nuer and Congolese Swahili. These languages were regrettably excluded from our study.

Acknowledgements

References

Ibrahim Said Ahmad, Antonios Anastasopoulos, Ondřej Bojar, Claudia Borg, Marine Carpuat, Roldano Cattoni, Mauro Cettolo, William Chen, Qianqian Dong, Marcello Federico, Barry Haddow, Dávid Javorský, Mateusz Krubiński, Tsz Kin Lam, Xutai Ma, Prashant Mathur, Evgeny Matusov, Chandresh Maurya, John McCrae, Kenton Murray, Satoshi Nakamura, Matteo Negri, Jan Niehues, Xing Niu, Atul Kr.

Ojha, John Ortega, Sara Papi, Peter Polák, Adam Pospíšil, Pavel Pecina, Elizabeth Salesky, Nivedita Sethiya, Balaram Sarkar, Jiatong Shi, Claytone Sikasote, Matthias Sperber, Sebastian Stüker, Katsuhito Sudoh, Brian Thompson, Marco Turchi, Alex Waibel, Shinji Watanabe, Patrick Wilken, Petr Zemanek, and Rodolfo Zevallos. 2024. Findings of the IWSLT 2024 Evaluation Campaign. In *Proceedings of the 19th International Workshop on Spoken Language Translation (IWSLT)*, Bangkok, Thailand.

Antonios Anastasopoulos, Alessandro Cattelan, Zi-Yi Dou, Marcello Federico, Christian Federman, Dmitriy Genzel, Francisco Guzmán, Junjie Hu, Macduff Hughes, Philipp Koehn, Rosie Lazar, Will Lewis, Graham Neubig, Mengmeng Niu, Alp Öktem, Eric Paquin, Grace Tang, and Sylwia Tur. 2020. [Proceedings of the 1st workshop on nlp for covid-19 \(part 2\) at emnlp 2020](#). In *NLP COVID-19 Workshop*, Online.

Steven Bird. 2022. [Local languages, third spaces, and other high-resource scenarios](#). In *Proceedings of the 60th Annual Meeting of the Association for Computational Linguistics (Volume 1: Long Papers)*, pages 7817–7829, Online. Association for Computational Linguistics.

Lynn Chua, Badih Ghazi, Yangsibo Huang, Pritish Kamath, Ravi Kumar, Pasin Manurangsi, Amer Sinha, Chulin Xie, and Chiyuan Zhang. 2025. [Crosslingual capabilities and knowledge barriers in multilingual large language models](#).

Federico Federici and Patrick Cadwell. 2018. Training citizen translators: Design and delivery of bespoke training on the fundamentals of translation for New Zealand Red Cross. *Translation Spaces*, 7(1):20–43.

Shahriar Golchin and Mihai Surdeanu. 2024. [Time travel in llms: Tracing data contamination in large language models](#).

Google Cloud. 2025. [Evaluate models | cloud translation - google cloud](#). Accessed: 2025-05-25.

Nuno M Guerreiro, Duarte M Alves, Jonas Waldendorf, Barry Haddow, Alexandra Birch, Pierre Colombo, and André FT Martins. 2023. Hallucinations in large multilingual translation models. *Transactions of the Association for Computational Linguistics*, 11:1500–1517.

Amr Hendy, Vikas Raunak Mohamed Gabr Hitokazu Matsushita Young Jin Kim Mohamed Afify Mohamed Abdelrehim, Amr Sharaf, and Hany Hassan Awadalla. 2023. [How Good are GPT Models at Machine Translation? a Comprehensive Evaluation](#). arXiv:2302.09210.

Matthew Hunt, Sharon O’Brien, Patrick Cadwell, and Dónal P O’Mathúna. 2019. Ethics at the intersection of crisis translation and humanitarian innovation. *Journal of Humanitarian Affairs*, 1(3):23–32.

- Muhammad Imran, Carlos Castillo, Fernando Diaz, and Sarah Vieweg. 2015. [Processing social media messages in mass emergency: A survey](#). *ACM Comput. Surv.*, 47(4).
- Elaine C. Khoong and Jorge A. Rodriguez. 2022. [A Research Agenda for Using Machine Translation in Clinical Medicine](#). *Journal of General Internal Medicine*, 37(5):1275–1277.
- Elaine C. Khoong, Eric Steinbrook, Cortlyn Brown, and Alicia Fernandez. 2019. [Assessing the Use of Google Translate for Spanish and Chinese Translations of Emergency Department Discharge Instructions](#). *JAMA Internal Medicine*, 179(4):580–582.
- Tom Kocmi, Eleftherios Avramidis, Rachel Bawden, Ondřej Bojar, Anton Dvorkovich, Christian Federmann, Mark Fishel, Markus Freitag, Thamme Gowda, Roman Grundkiewicz, Barry Haddow, Marzena Karpinska, Philipp Koehn, Benjamin Marie, Christof Monz, Kenton Murray, Masaaki Nagata, Marin Popel, Maja Popović, Mariya Shmatova, Steinhórfur Steingrímsson, and Vilém Zouhar. 2024. [Findings of the WMT24 General Machine Translation Shared Task: The LLM Era is Here but MT is Not Solved Yet](#). In *Proceedings of the Ninth Conference on Machine Translation*, pages 1–46, Miami, Florida. Association for Computational Linguistics.
- Wen Lai, Mohsen Mesgar, and Alexander Fraser. 2024. [Llms beyond english: Scaling the multilingual capability of llms with cross-lingual feedback](#).
- Séamus Lankford and Andy Way. 2024. [Leveraging LLMs for MT in crisis scenarios: a blueprint for low-resource languages](#). arXiv:2410.23890.
- William Lewis. 2010. [Haitian Creole: How to build and ship an MT engine from scratch in 4 days, 17 hours, & 30 minutes](#). In *Proceedings of the 14th Annual Conference of the European Association for Machine Translation*, Saint Raphaël, France. European Association for Machine Translation.
- William Lewis, Haotian Zhu, Keaton Strawn, and Fei Xia. 2025. [Tapping into Social Media in Crisis: A Survey](#). In *Proceedings of the 4th Workshop on NLP for Positive Impact, EMNLP 2025*, Vienna, Austria.
- Sharon O’Brien and Federico Federici. 2019. [Crisis translation: Considering language needs in multilingual disaster settings](#). *Disaster Prevention and Management*, 29(2):129–143.
- Kishore Papineni, Salim Roukos, Todd Ward, and Wei-Jing Zhu. 2002. [Bleu: a method for automatic evaluation of machine translation](#). In *Proceedings of the 40th Annual Meeting on Association for Computational Linguistics*, ACL ’02, page 311–318, USA. Association for Computational Linguistics.
- Matt Post. 2018. [A Call for Clarity in Reporting BLEU Scores](#). In *Proceedings of the Third Conference on Machine Translation*, Brussels, Belgium.
- Ricardo Rei, Craig Stewart, Ana C Farinha, and Alon Lavie. 2020. [COMET: A neural framework for MT evaluation](#). In *Proceedings of the 2020 Conference on Empirical Methods in Natural Language Processing (EMNLP)*, pages 2685–2702, Online. Association for Computational Linguistics.
- Nathaniel Robinson, Perez Ogayo, David R. Mortensen, and Graham Neubig. 2023. [ChatGPT MT: Competitive for high- \(but not low-\) resource languages](#). In *Proceedings of the Eighth Conference on Machine Translation*, pages 392–418, Singapore. Association for Computational Linguistics.
- Dimitrios Roussis. 2022. [Building End-to-End Neural Machine Translation Systems for Crisis Scenarios: The Case of COVID-19](#).
- Rico Sennrich, Jannis Vamvas, and Alireza Mohammadshahi. 2024. [Mitigating hallucinations and off-target machine translation with source-contrastive and language-contrastive decoding](#).
- Lucia Specia, Najeh Hajlaoui, Catalina Hallett, and Wilker Aziz. 2011. [Predicting machine translation adequacy](#). In *Proceedings of Machine Translation Summit XIII: Papers*, Xiamen, China.
- Gongbo Tang, Oreen Yousuf, and Zeying Jin. 2024. [Improving bertscore for machine translation evaluation through contrastive learning](#). *IEEE Access*.
- D. Tin, L. Cheng, D. Le, R. Hata, and G. Ciotto. 2024. [Natural disasters: a comprehensive study using EM-DAT database 1995–2022](#). *Public Health*, 226:255–260.
- Chrysoula Zerva, Frédéric Blain, Ricardo Rei, Piyawat Lertvittayakumjorn, José G. C. de Souza, Steffen Eger, Diptesh Kanojia, Duarte Alves, Constantin Orăsan, Marina Fomicheva, André F. T. Martins, and Lucia Specia. 2022. [Findings of the WMT 2022 Shared Task on Quality Estimation](#). In *Proceedings of the Seventh Conference on Machine Translation*, Abu Dhabi. Association for Computational Linguistics.
- Andy K. Zhang, Kevin Klyman, Yifan Mai, Yoav Levine, Yian Zhang, Rishi Bommasani, and Percy Liang. 2025. [Language model developers should report train-test overlap](#). In *Proceedings of the 42nd International Conference on Machine Learning*, Vancouver, Canada.
- Tianyi Zhang*, Varsha Kishore*, Felix Wu*, Kilian Q. Weinberger, and Yoav Artzi. 2020. [Bertscore: Evaluating text generation with bert](#). In *International Conference on Learning Representations*.

Appendices

Language	English to X				X to English			
	Microsoft	Google	GPT-4	Gemini	Microsoft	Google	GPT-4	Gemini
——Pivot——								
Arabic	25.16	32.52	33.14	32.02	44.87	48.14	43.7	43.70
Portuguese (BR)	47.86	51.5	49.12	49.75	55.33	58.14	52.88	52.70
Chinese	38.29	52.59	48.61	44.38	36.48	40.77	34.28	33.38
French	40.35	44.57	43.12	40.92	45.32	45.20	47.42	49.91
Hindi	40.27	42.62	36.37	38.6	53.28	59.35	46.97	48.97
Indonesian	46.85	54.44	53.56	51.35	50.29	53.78	49.69	51.67
Spanish (LA)	51.33	56.92	48.56	48.56	54.59	54.57	49.07	51.32
Russian	32.94	37.3	32.35	30.48	36.84	39.02	35.19	38.64
Swahili	30.74	34.56	34.24	32.55	41.92	49.32	41.88	44.26
——Important——								
Bengali	17.18	20.3	15.96	13.18	46.08	49.95	43.12	43.99
Farsi	25.25	29.75	25.89	25.55	39.35	43.35	37.80	40.28
Malay	45.78	52.22	45.23	49.19	54.08	59.00	50.76	52.22
Marathi	13.53	15.63	15.16	12.17	37.34	43.36	37.82	38.04
Myanmar	1.25	8.03	4.66	4.41	31.44	37.98	27.63	37.95
Tagalog	49.4	49.86	39.46	38.38	59.92	66.23	53.5	30.62
Tamil	24.84	22.87	11.11	15.37	40.73	44.33	32.91	37.94
Urdu	20.41	27.69	23.07	23.65	35.88	44.34	36.17	38.38
——Priority——								
Amharic	7.04	11.13	5.85	10.14	33.02	37.76	28.51	37.52
Dari	15.21	—	18.46	17.95	31.22	—	35.02	38.4
Dinka	—	4.38	—	—	—	14.65	—	—
Eritrean Tigrinya	3.10	6.17	—	4.54	18.00	29.86	27.48	28.55
Ethiopian Tigrinya	3.23	6.83	—	4.93	21.52	29.86	27.46	28.55
Hausa	25.23	27.43	22.44	20.4	33.92	39.70	32.97	36.08
Kanuri	—	4.74	—	—	—	26.19	—	—
Khmer	11.52	18.52	8.55	6.07	37.04	46.44	36.88	41.01
Kinyarwanda	18.75	12.29	12.13	12.55	25.39	29.40	25.10	26.51
Kurdish Kurmanji	11.82	14.79	8.43	12.02	28.17	41.83	29.03	38.24
Kurdish Sorani	10.38	10.40	5.47	7.71	31.87	33.44	26.31	33.64
Lingala	28.35	14.70	12.99	14.52	29.14	25.64	22.44	25.45
Luganda	17.26	21.61	13.17	11.38	30.52	34.64	26.57	30.44
Nepali	14.20	24.30	18.39	18.75	48.38	56.27	44.59	47.95
Nigerian Fulfulde	—	3.32	—	—	—	26.38	—	—
Oromo	—	11.58	6.41	7.56	—	32.04	25.95	29.56
Pashto	12.79	22.45	16.42	13.72	32.16	43.9	35.03	37.22
Somali	16.98	8.87	7.78	7.56	17.66	18.69	15.68	15.28
Zulu	15.92	19.57	15.69	16.55	43.40	50.88	40.79	41.9

Table 9: 2025 BLEU scores and usability of all four systems for each language in either translation direction. Being ‘usable’ means having a BLEU score of at least 30. Unusable systems are shaded with dark gray. Light gray indicates borderline usable systems. Best language and direction are bolded. (See Section 3.1 for TwB definitions of these terms, and Section 2.2 for our definition of usability.)

Language	English to X				X to English (with rescaling)			
	Microsoft	Google	GPT-4	Gemini	Microsoft	Google	GPT-4	Gemini
——Pivot——								
Arabic	0.8375	0.8833	0.8865	0.8850	0.7465	0.7987	0.7786	0.7679
Portuguese (BR)	0.8750	0.9521	0.9400	0.9653	0.8302	0.8437	0.7243	0.8037
Chinese	0.8619	0.9450	0.9374	0.931	0.7234	0.7400	0.7014	0.6944
French	0.8300	0.8838	0.9156	0.9089	0.6863	0.7164	0.8153	0.8166
Hindi	0.8570	0.9649	0.9492	0.9612	0.8103	0.8423	0.7877	0.7951
Indonesian	0.8705	0.9352	0.9282	0.9233	0.8123	0.8451	0.8201	0.8239
Spanish (LA)	0.8773	0.9394	0.9250	0.9240	0.8278	0.8427	0.8164	0.8153
Russian	0.8339	0.8907	0.8764	0.8695	0.7214	0.7584	0.7321	0.7408
Swahili	0.8263	0.9281	0.9291	0.9208	0.7235	0.7814	0.6095	0.7590
——Important——								
Bengali	0.8192	0.8755	0.8644	0.8498	0.7702	0.8169	0.7770	0.7774
Farsi	0.8377	0.8904	0.8823	0.8762	0.7400	0.7900	0.7553	0.7563
Malay	0.8691	0.9494	0.9163	0.9457	0.8214	0.8465	0.7245	0.8171
Marathi	0.8044	0.8461	0.8403	0.8227	0.7123	0.7822	0.7351	0.7388
Myanmar	0.7835	0.9441	0.9271	0.9436	0.6627	0.7104	0.6338	0.3088
Tagalog	0.9400	0.9406	0.9322	0.9345	0.8423	0.7427	0.7278	0.7379
Tamil	0.8352	0.9647	0.9470	0.9623	0.7203	0.7465	0.5750	0.7072
Urdu	0.8095	0.9514	0.9397	0.9471	0.6927	0.7536	0.7136	0.7244
——Priority——								
Amharic	0.8473	0.9422	0.9584	0.9596	0.6559	0.7347	0.6344	0.7147
Dari	0.7956	—	0.9199	0.9429	0.6578	—	0.6806	0.7255
Dinka	—	0.8674	—	—	—	0.3917	—	—
Eritrean Tigrinya	0.8418	0.9375	0.9116	0.9120	0.5212	0.6394	0.5600	0.6000
Ethiopian Tigrinya	0.8449	0.9374	0.9116	0.9357	0.5227	0.6394	0.6345	0.6341
Hausa	0.7853	0.8359	0.8199	0.8097	0.6398	0.7234	0.6731	0.6884
Kanuri	—	0.833	—	—	—	0.78	—	—
Khmer	0.8017	0.9600	0.7900	0.9530	0.7234	0.8200	0.6392	0.7365
Kinyarwanda	0.8802	0.8000	0.8600	0.8938	0.5752	0.6358	0.3264	0.6138
Kurdish Kurmanji	0.9301	0.8128	0.7805	0.8011	0.6337	0.7466	0.6128	0.7094
Kurdish Sorani	0.8703	0.8674	0.858	0.8623	0.5620	0.6773	0.6066	0.6792
Lingala	0.7961	0.7936	0.7946	0.7948	0.6126	0.6247	0.5783	0.6094
Luganda	0.8712	0.8147	0.7747	0.7799	0.6091	0.6972	0.6117	0.6596
Nepali	0.8180	0.9595	0.9271	0.9545	0.8800	0.8293	0.7701	0.7891
Nigerian Fulfulde	—	0.8400	—	—	—	0.5623	—	—
Oromo	—	0.8885	0.8521	0.8756	—	0.6318	0.5919	0.6256
Pashto	0.7908	0.9456	0.9327	0.9567	0.6430	0.7420	0.5588	0.7122
Somali	0.7487	0.8635	0.8272	0.8615	0.3405	0.3474	0.3144	0.3307
Zulu	0.7876	0.9136	0.8636	0.9397	0.7396	0.7536	0.6037	0.7516

Table 10: 2025 BERTScores

Language	English to X				X to English			
	Microsoft	Google	GPT-4	Gemini	Microsoft	Google	GPT-4	Gemini
——Pivot——								
Arabic	0.8253	0.8813	0.8781	0.8755	0.8400	0.8891	0.8833	0.8808
Portuguese (BR)	0.8698	0.8962	0.8884	0.8916	0.8790	0.8983	0.8142	0.8836
Chinese	0.8652	0.8910	0.8785	0.8624	0.8090	0.8752	0.8673	0.8638
French	0.7967	0.8910	0.8877	0.8848	0.8400	0.9028	0.8968	0.8967
Hindi	0.7835	0.8272	0.8049	0.8125	0.8700	0.9136	0.9030	0.9046
Indonesian	0.8894	0.9239	0.9236	0.9226	0.9000	0.9097	0.9066	0.9075
Spanish (LA)	0.8583	0.8918	0.8876	0.8878	0.8600	0.9025	0.8973	0.8955
Russian	0.8633	0.9000	0.8915	0.8918	0.8100	0.8724	0.8650	0.8668
Swahili	0.8007	0.8412	0.8348	0.8521	0.8200	0.8649	0.8448	0.8604
——Important——								
Bengali	0.8328	0.8751	0.8729	0.8630	0.8700	0.9124	0.9061	0.9061
Farsi	0.8490	0.8933	0.8891	0.8865	0.8300	0.8931	0.8876	0.8877
Malay	0.8736	0.8977	0.8846	0.9007	0.8560	0.9016	0.8865	0.8949
Marathi	0.7113	0.7402	0.7370	0.7185	0.8800	0.8930	0.8840	0.8852
Myanmar	0.8629	0.8673	0.8591	0.8458	0.8840	0.8801	0.8521	0.8300
Tagalog	0.8140	0.8503	0.8612	0.8502	0.8200	0.9005	0.8789	0.7308
Tamil	0.9348	0.9242	0.9000	0.8700	0.8600	0.8540	0.8264	0.8400
Urdu	0.7892	0.8125	0.8148	0.8211	0.8400	0.8821	0.8728	0.8020
——Priority——								
Amharic	0.8306	0.8641	0.7978	0.8671	0.8500	0.8722	0.8526	0.8786
Dari	—	—	—	—	—	—	—	—
Dinka	—	—	—	—	—	—	—	—
Eritrean Tigrinya	—	—	—	—	—	—	—	—
Ethiopian Tigrinya	—	—	—	—	—	—	—	—
Hausa	0.8548	0.7957	0.8000	0.7925	0.8100	0.8217	0.8093	0.8168
Kanuri	—	—	—	—	—	—	—	—
Khmer	0.7848	0.7928	0.7990	0.7868	0.8900	0.8854	0.8422	0.8500
Kinyarwanda	—	—	—	—	—	—	—	—
Kurdish Kurmanji	0.4583	0.8049	0.7302	0.7993	0.8090	0.8370	0.7586	0.8116
Kurdish Sorani	—	—	—	—	—	—	—	—
Lingala	—	—	—	—	—	—	—	—
Luganda	—	—	—	—	—	—	—	—
Nepali	0.7854	0.8413	0.8120	0.8297	0.8600	0.9192	0.9085	0.9120
Nigerian Fulfulde	—	—	—	—	—	—	—	—
Oromo	—	0.7912	0.7535	0.6568	—	0.9030	0.7781	0.7914
Pashto	0.7617	0.8112	0.7974	0.7500	0.8430	0.8720	0.8506	0.8658
Somali	0.7077	0.7018	0.6968	0.7018	0.8200	0.4749	0.6709	0.6893
Zulu	—	—	—	—	—	—	—	—

Table 11: 2025 COMET Scores

Language	English to X		X to English	
	Microsoft	Google	Microsoft	Google
——Pivot——				
Arabic	30.26	29.15	44.88	46.9
Portuguese (BR)	52.42	52.27	54.81	55.19
Chinese	42.38	44.67	36.46	37.71
French	45.61	34.14	45.25	44.25
Hindi	43.24	46.00	53.17	56.24
Indonesian	54.39	55.07	51.73	51.15
Spanish (LA)	56.06	56.86	54.75	54.14
Russian	36.88	36.71	36.06	37.14
Swahili	33.1	33.88	41.04	45.56
——Important——				
Bengali	19.29	22.95	44.38	49.46
Farsi	27.38	29.2	38.97	39.65
Malay	51.06	53.33	50.88	57.63
Marathi	15.52	16.75	37.21	42.30
Myanmar	1.87	8.15	23.82	32.39
Tagalog	—	48.46	—	—
Tamil	24.17	21.53	34.21	39.38
Urdu	23.50	28.14	35.93	40.61
——Priority——				
Amharic	8.67	11.88	26.49	36.51
Dari	17.32	—	31.21	—
Dinka	—	—	—	—
Eritrean Tigrinya	3.39	6.13	18.07	24.83
Ethiopian Tigrinya	3.83	6.4	21.6	30.33
Hausa	15.98	25.87	—	36.17
Kanuri	—	—	—	—
Khmer	2.18	18.14	27.41	36.31
Kinyarwanda	—	—	—	—
Kurdish Kurmanji	—	—	—	—
Kurdish Sorani	—	10.66	—	34.18
Lingala	32.07	15.08	—	26.04
Luganda	—	19.71	—	—
Nepali	16.71	25.44	48.38	53.76
Nigerian Fulfulde	—	—	—	—
Oromo	—	9.06	—	31.36
Pashto	21.12	26.09	27.57	40.75
Somali	18.96	9.49	17.68	18.94
Zulu	19.76	19.60	40.26	47.58

Table 12: 2023 BLEU Scores for Microsoft and Google

Language	English to X		X to English (with rescaling)	
	Microsoft	Google	Microsoft	Google
——Pivot——				
Arabic	0.8841	0.8791	0.7661	0.7701
Portuguese (BR)	0.9363	0.9339	0.8434	0.8248
Chinese	0.8930	0.8971	0.7373	0.7271
French	0.8837	0.8465	0.7078	0.6930
Hindi	0.8945	0.9023	0.8156	0.8166
Indonesian	0.9325	0.9308	0.8300	0.8114
Spanish (LA)	0.9379	0.9349	0.8362	0.8191
Russian	0.8869	0.8873	0.7373	0.7291
Swahili	0.8706	0.8720	0.7282	0.7564
——Important——				
Bengali	0.8475	0.8625	0.7748	0.7878
Farsi	0.8778	0.8820	0.7528	0.7428
Malay	0.9283	0.9286	0.8151	0.8342
Marathi	0.8417	0.8413	0.7302	0.7487
Myanmar	0.7982	0.8288	0.5944	0.6788
Tagalog	—	0.9017	—	—
Tamil	0.8674	0.8588	0.6981	0.7083
Urdu	0.8491	0.8623	0.7104	0.7349
——Priority——				
Amharic	0.9503	0.9412	0.5900	0.6915
Dari	0.8365	—	0.6642	—
Dinka	—	—	—	—
Eritrean Tigrinya	0.9366	0.9431	0.5233	0.6006
Ethiopian Tigrinya	0.9408	0.9464	0.5687	0.6668
Hausa	0.7840	0.8287	—	0.6719
Kanuri	—	—	—	—
Khmer	0.8755	0.9480	0.6098	0.6976
Kinyarwanda	—	—	—	—
Kurdish Kurmanji	—	—	—	—
Kurdish Sorani	—	0.8643	—	0.6651
Lingala	0.8481	0.7924	—	0.6075
Luganda	—	0.8112	—	—
Nepali	0.8534	0.8804	0.7879	0.8087
Nigerian Fulfulde	—	—	—	—
Nuer	—	—	—	—
Oromo	—	0.7963	—	0.6477
Pashto	0.8472	0.8517	0.5942	0.7229
Somali	0.7808	0.7543	0.3793	0.3945
Zulu	0.8418	0.8403	0.7179	0.7738

Table 13: 2023 BERTScores for Microsoft and Google.

Language	English to X		X to English	
	Microsoft	Google	Microsoft	Google
——Pivot——				
Arabic	0.8450	0.8486	0.8710	0.8777
Portuguese (BR)	0.8978	0.8976	0.9007	0.9002
Chinese	0.8824	0.8924	0.8738	0.8755
French	0.8139	0.8099	0.8351	0.8333
Hindi	0.7908	0.8035	0.9038	0.9094
Indonesian	0.9156	0.9168	0.9042	0.9032
Spanish (LA)	0.8858	0.8835	0.8979	0.8962
Russian	0.8843	0.8819	0.8621	0.8633
Swahili	0.8119	0.8200	0.8380	0.8588
——Important——				
Bengali	0.8465	0.8556	0.8952	0.9046
Farsi	0.8578	0.8704	0.8801	0.8836
Malay	0.8964	0.9010	0.8901	0.9032
Marathi	0.7255	0.7164	0.8741	0.8858
Myanmar	—	—	—	—
Tagalog	—	—	—	—
Tamil	—	—	—	—
Urdu	0.8062	0.8168	0.8618	0.8770
——Priority——				
Amharic	0.8390	0.8400	0.8161	0.8691
Dari	—	—	—	—
Eritrean Tigrinya	—	—	—	—
Ethiopian Tigrinya	—	—	—	—
Hausa	—	—	—	—
Kanuri	—	—	—	—
Khmer	—	—	—	—
Kinyarwanda	—	—	—	—
Kurdish Kurmanji	—	—	—	—
Kurdish Sorani	—	—	—	—
Lingala	—	—	—	—
Luganda	—	—	—	—
Nepali	0.8013	0.8227	0.9050	0.9162
Nigerian Fulfulde	—	—	—	—
Oromo	—	—	—	—
Pashto	0.7828	0.7921	0.8192	0.8631
Somali	0.7189	0.6995	0.6617	0.6831
Zulu	—	—	—	—

Table 14: 2023 COMET Scores for Microsoft and Google)

	English to X				X to English			
Language	Microsoft		Google		Microsoft		Google	
	2023	2025	2023	2025	2023	2025	2023	2025
——Pivot——								
Arabic	30.26	25.16	29.15	32.52	44.88	44.87	46.90	48.14
Portuguese (BR)	52.42	47.86	52.27	51.50	54.81	55.33	55.19	58.14
Chinese	42.38	38.29	44.67	52.59	36.46	36.48	37.71	40.77
French	45.61	40.35	34.14	44.57	45.25	45.32	44.25	45.20
Hindi	43.24	40.27	46.00	42.62	53.17	53.28	56.24	59.35
Indonesian	54.39	46.85	55.07	54.44	51.73	50.29	51.15	53.78
Spanish (LA)	56.06	51.33	56.86	56.92	54.75	54.59	54.14	54.57
Russian	36.88	32.94	36.71	37.30	36.06	36.84	37.14	39.02
Swahili	33.10	30.74	33.88	34.56	41.04	41.92	45.56	49.32
——Important——								
Bengali	19.29	17.18	22.95	20.30	44.38	46.08	49.46	49.95
Farsi	27.38	25.25	29.20	29.75	38.97	39.35	39.65	43.35
Malay	51.06	45.78	53.33	52.22	50.88	54.08	57.63	59.00
Marathi	15.52	13.53	16.75	15.63	37.21	37.34	42.30	43.36
Myanmar	1.87	1.25	8.15	8.03	23.82	31.44	32.39	37.98
Tagalog	—	49.40	48.46	49.86	—	59.92	—	66.23
Tamil	24.17	24.84	21.53	22.87	34.21	40.73	39.38	44.33
Urdu	23.50	20.41	28.14	27.69	35.93	35.88	40.61	44.34
Amharic	8.67	7.04	11.88	11.13	26.49	33.02	36.51	37.76
Dari	17.32	15.21	—	—	31.21	31.22	—	—
Dinka	—	—	—	4.38	—	—	—	14.65
Eritrean Tigrinya	3.39	3.10	6.13	6.17	18.07	18.00	24.83	29.86
Ethiopian Tigrinya	3.83	3.23	6.40	6.83	21.60	21.52	30.33	29.86
Hausa	15.98	25.23	25.87	27.43	—	33.92	36.17	39.70
Kanuri	—	—	—	4.74	—	—	—	26.20
Khmer	2.18	11.52	18.14	18.52	27.41	37.04	36.31	46.44
Kinyarwanda	—	18.75	—	12.29	—	25.39	—	29.40
Kurdish Kurmanji	—	11.82	—	14.79	—	28.17	—	41.83
Kurdish Sorani	—	10.38	10.66	10.40	—	31.87	34.18	33.44
Lingala	32.07	28.35	15.08	14.70	—	29.14	26.04	25.64
Luganda	—	17.26	19.71	21.61	—	30.52	—	34.64
Nepali	16.71	14.20	25.44	24.30	48.38	48.38	53.76	56.27
Nigerian Fulfulde	—	—	—	3.32	—	—	—	26.38
Oromo	—	—	9.06	11.58	—	—	31.36	32.04
Pashto	21.12	12.79	26.09	22.45	27.57	32.16	40.75	43.90
Somali	18.96	16.98	9.49	8.87	17.68	17.66	18.94	18.69
Zulu	19.76	15.92	19.60	19.57	40.26	43.40	47.58	50.88

Table 15: BLEU Score Differences between 2023 and 2025 for Microsoft and Google

	English to X				X to English			
Language	Microsoft		Google		Microsoft		Google	
	2023	2025	2023	2025	2023	2025	2023	2025
——Pivot——								
Arabic	0.8841	0.8375	0.8791	0.8833	0.7661	0.7465	0.7701	0.7987
Portuguese (BR)	0.9363	0.8750	0.9339	0.9521	0.8434	0.8302	0.8248	0.8437
Chinese	0.8930	0.8619	0.8971	0.9450	0.7373	0.7234	0.7271	0.7400
French	0.8837	0.8300	0.8465	0.8838	0.7078	0.6863	0.6930	0.7164
Hindi	0.8945	0.8570	0.9023	0.9649	0.8156	0.8103	0.8166	0.8423
Indonesian	0.9325	0.8705	0.9308	0.9352	0.8300	0.8123	0.8114	0.8451
Spanish (LA)	0.9379	0.8773	0.9349	0.9394	0.8362	0.8278	0.8191	0.8427
Russian	0.8869	0.8339	0.8873	0.8907	0.7373	0.7214	0.7291	0.7584
Swahili	0.8706	0.8263	0.8720	0.9281	0.7282	0.7235	0.7564	0.7814
——Important——								
Bengali	0.8475	0.8192	0.8625	0.8755	0.7748	0.7702	0.7878	0.8169
Farsi	0.8778	0.8377	0.8820	0.8904	0.7528	0.7400	0.7428	0.7900
Malay	0.9283	0.8691	0.9286	0.9494	0.8151	0.8214	0.8342	0.8465
Marathi	0.8417	0.8044	0.8413	0.8461	0.7302	0.7123	0.7487	0.7822
Myanmar	0.7982	0.7835	0.8288	0.9441	0.5944	0.6627	0.6788	0.7104
Tagalog	—	0.9400	0.9017	0.9406	—	0.8423	—	0.7427
Tamil	0.8674	0.8352	0.8588	0.9647	0.6981	0.7203	0.7083	0.7465
Urdu	0.8491	0.8095	0.8623	0.9514	0.7104	0.6927	0.7349	0.7536
——Priority——								
Amharic	0.9503	0.8473	0.9412	0.9422	0.5900	0.6559	0.6915	0.7347
Dari	0.8365	0.7956	—	—	0.6642	0.6578	—	—
Dinka	—	—	—	0.8674	—	—	—	0.3917
Eritrean Tigrinya	0.9366	0.8418	0.9431	0.9375	0.5233	0.5212	0.6006	0.6394
Ethiopian Tigrinya	0.9408	0.8449	0.9464	0.9374	0.5687	0.5227	0.6668	0.6394
Hausa	0.7840	0.7853	0.8287	0.8359	—	0.6398	0.6719	0.7234
Kanuri	—	—	—	0.8330	—	—	—	0.7800
Khmer	0.8755	0.8017	0.9480	0.9600	0.6098	0.7234	0.6976	0.8200
Kinyarwanda	—	0.8800	—	0.8000	—	0.5752	—	0.6358
Kurdish Kurmanji	—	0.9300	—	0.8128	—	0.6337	—	0.7466
Kurdish Sorani	—	0.8700	0.8643	0.8674	—	0.5620	0.6651	0.6773
Lingala	0.8481	0.7961	0.7924	0.7936	—	0.6126	0.6075	0.6247
Luganda	—	0.8700	0.8112	0.8147	—	0.6091	—	0.6972
Nepali	0.8534	0.8180	0.8804	0.9595	0.7879	0.7823	0.8087	0.8293
Nigerian Fulfulde	—	—	—	0.8400	—	—	—	0.5623
Oromo	—	—	0.7963	0.8885	—	—	0.6477	0.6318
Pashto	0.8472	0.7908	0.8517	0.9456	0.5942	0.6430	0.7229	0.7420
Somali	0.7808	0.7487	0.7543	0.8635	0.3793	0.3405	0.3945	0.3474
Zulu	0.8418	0.7876	0.8403	0.9136	0.7179	0.7396	0.7738	0.7536

Table 16: BERTScore Differences between 2023 and 2025 for Microsoft and Google

	English to X				X to English			
Language	Microsoft		Google		Microsoft		Google	
	2023	2025	2023	2025	2023	2025	2023	2025
——Pivot——								
Arabic	0.8450	0.8253	0.8486	0.8813	0.8710	0.8400	0.8777	0.8891
Portuguese (BR)	0.8978	0.8698	0.8976	0.8962	0.9007	0.8790	0.9002	0.8983
Chinese	0.8824	0.8652	0.8924	0.8910	0.8738	0.8090	0.8755	0.8752
French	0.8139	0.7967	0.8099	0.8910	0.8351	0.8400	0.8333	0.9028
Hindi	0.7908	0.7835	0.8035	0.8272	0.9038	0.8700	0.9094	0.9136
Indonesian	0.9156	0.8894	0.9168	0.9239	0.9042	0.9000	0.9032	0.9097
Spanish (LA)	0.8858	0.8583	0.8835	0.8918	0.8979	0.8600	0.8962	0.9025
Russian	0.8843	0.8633	0.8819	0.9000	0.8621	0.8100	0.8633	0.8724
Swahili	0.8119	0.8007	0.8200	0.8412	0.8380	0.8200	0.8588	0.8649
——Important——								
Bengali	0.8465	0.8328	0.8556	0.8751	0.8952	0.8700	0.9046	0.9124
Farsi	0.8578	0.8490	0.8704	0.8933	0.8801	0.8300	0.8836	0.8931
Malay	0.8964	0.8736	0.9010	0.8977	0.8901	0.8560	0.9032	0.9016
Marathi	0.7255	0.7113	0.7164	0.7402	0.8741	0.8800	0.8858	0.8930
Myanmar	—	0.8629	—	0.8673	—	0.8840	—	0.8801
Tagalog	—	0.8140	—	0.8503	—	0.8200	—	0.9005
Tamil	—	0.9348	—	0.92420	—	0.8600	—	0.8540
Urdu	0.8062	0.7892	0.8168	0.8125	0.8618	0.8400	0.8770	0.8821
——Priority——								
Amharic	0.8390	0.8306	0.8400	0.8641	0.8161	0.8500	0.8691	0.8722
Dari	—	—	—	—	—	—	—	—
Dinka	—	—	—	—	—	—	—	—
Eritrean Tigrinya	—	—	—	—	—	—	—	—
Ethiopian Tigrinya	—	—	—	—	—	—	—	—
Hausa	—	0.8548	—	0.7957	—	0.8100	—	0.8217
Kanuri	—	—	—	—	—	—	—	—
Khmer	—	0.7848	—	0.7928	—	0.8900	—	0.8854
Kinyarwanda	—	—	—	—	—	—	—	—
Kurdish Kurmanji	—	0.4583	—	0.8049	—	0.8090	—	0.8370
Kurdish Sorani	—	—	—	—	—	—	—	—
Lingala	—	—	—	—	—	—	—	—
Luganda	—	—	—	—	—	—	—	—
Nepali	0.8013	0.7854	0.8227	0.8413	0.9050	0.8600	0.9162	0.9192
Nigerian Fulfulde	—	—	—	—	—	—	—	—
Oromo	—	—	—	0.7912	—	—	—	0.9030
Pashto	0.7828	0.7617	0.7921	0.8112	0.8192	0.8430	0.8631	0.8720
Somali	0.7189	0.7077	0.6995	0.7018	0.6617	0.8200	0.6831	0.4749
Zulu	—	—	—	—	—	—	—	—

Table 17: COMET Score Differences between 2023 and 2025 for Microsoft and Google