

EditEmoTalk: Controllable Speech-Driven 3D Facial Animation with Continuous Expression Editing

Diqiong Jiang¹, Kai Zhu¹, Dan Song², Jian Chang³, Chenglizhao Chen^{1*}, Zhenyu Wu⁴

¹China University of Petroleum, ²Tianjin University, ³Bournemouth University,

⁴Southwest Jiaotong University

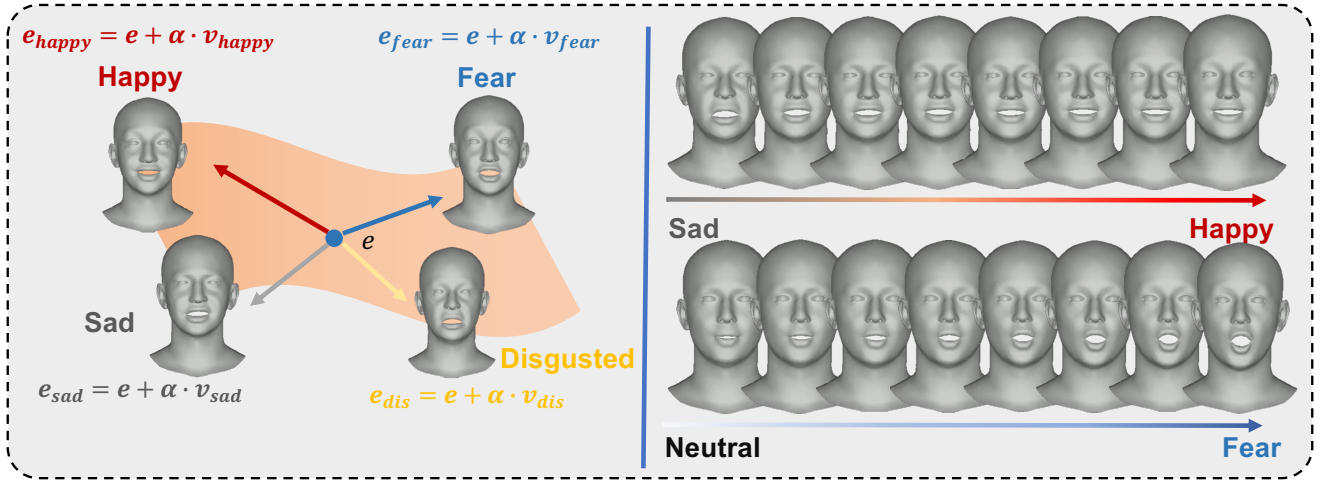


Figure 1. **EditEmoTalk: Continuous Emotion Editing for Speech-Driven 3D Facial Animation.** (Left) Emotion editing in the learned expression manifold. Each point represents an expression embedding, where smooth interpolation across the manifold enables natural emotional transitions. (Right) Continuous 3D facial mesh animation results generated by EditEmoTalk. The top row shows a smooth transition from *sad* \rightarrow *happy*, and the bottom row demonstrates *neutral* \rightarrow *fear*, illustrating fine-grained emotional control while maintaining natural lip synchronization.

Abstract

Speech-driven 3D facial animation aims to generate realistic and expressive facial motions directly from audio. While recent methods achieve high-quality lip synchronization, they often rely on discrete emotion categories, limiting continuous and fine-grained emotional control. We present EditEmoTalk, a controllable speech-driven 3D facial animation framework with continuous emotion editing. The key idea is a boundary-aware semantic embedding that learns the normal directions of inter-emotion decision boundaries, enabling a continuous expression manifold for smooth emotion manipulation. Moreover, we introduce an emotional consistency loss that enforces semantic alignment between the generated motion dynamics and the target emotion embedding through a mapping network, en-

suring faithful emotional expression. Extensive experiments demonstrate that EditEmoTalk achieves superior controllability, expressiveness, and generalization while maintaining accurate lip synchronization. Code and pretrained models will be released.

1. Introduction

Generating natural and expressive 3D facial animation from speech is a long-standing challenge in computer graphics, computer vision, and human-computer interaction. Speech-driven animation offers a cost-effective alternative to manual production and enables scalable deployment of digital humans in applications such as virtual assistants, gaming, film production, and immersive communication. Despite significant advances in deep learning-based meth-

ods [4, 9, 17, 37, 40], current approaches remain limited in their ability to capture and control emotional expressiveness.

Most existing techniques [14, 15, 32] directly map speech to facial motion, often resulting in rigid and emotionally neutral expressions. Expression-conditioned methods [6, 10, 22, 29] incorporate emotion cues but typically rely on discrete emotion categories (e.g., “happy,” “sad”), which constrain smooth interpolation and continuous control. Consequently, they struggle to produce nuanced emotional transitions or fine-grained intensity modulation—key ingredients for achieving believable and interactive digital humans.

To overcome these limitations, we present **EditEmoTalk**, a controllable speech-driven 3D facial animation framework that supports *continuous emotion editing*. Instead of relying on categorical emotion embeddings, our method learns the normals to inter-emotion decision boundaries, thereby structuring a continuous *expression manifold* around perceptually meaningful emotional transitions. Editing along these boundary-aware directions ensures that the generated trajectories remain within semantically valid and emotionally distinct regions, enabling smooth, interpretable, and emotion-consistent facial editing while preserving high-fidelity speech synchronization.

To further ensure semantic alignment between the edited emotion embeddings and the resulting motion dynamics, we introduce an *emotional consistency loss*. This objective enforces correspondence between the edited emotion vector and the generated facial motion through a learned mapping network, guaranteeing that the output faithfully reflects the intended affective semantics. In addition, a *dual-train strategy* alternates stochastically between speech-driven and emotion-edited inputs during training. This design allows the model to robustly maintain natural lip-sync when no editing is applied, while enabling precise and continuous emotion manipulation when edits are introduced.

By reformulating emotion control as continuous traversal on a learned expression manifold, **EditEmoTalk** unifies discrete emotion classification and continuous emotion editing within a single framework.

Our main contributions are as follows:

- **EditEmoTalk:** A controllable speech-driven 3D facial animation framework that achieves *continuous* and *fine-grained* emotional control, bridging discrete emotion recognition and continuous expression editing.
- **Boundary-aware semantic embedding:** A novel representation that learns inter-emotion boundary normals to construct a continuous *expression manifold*, enabling smooth and interpretable emotion transitions.
- **Emotional consistency loss and dual-train strategy:** A synergistic design that aligns motion dynamics with edited emotion embeddings while preserving natural lip

synchronization and semantic coherence.

2. Related Work

2.1. Speech-Driven 3D Facial Animation

Speech-driven facial animation has long been a central problem in computer vision and computer graphics. Early methods relied on linguistic analysis, mapping phonemes to visemes using hand-crafted coarticulation rules [36]. Statistical approaches such as Hidden Markov Models (HMMs) [2] and Gaussian Process Latent Variable Models (GPLVMs) [7, 8] were later introduced to capture temporal dependencies from motion trajectories.

With the advent of deep learning, CNN- and RNN-based models began predicting facial movements directly from audio [19, 34, 35], achieving more accurate lip synchronization than traditional methods. Recent transformer- and diffusion-based approaches [6, 9, 29, 37] further enhance temporal coherence and expressiveness. Mesh-based representations [24, 38, 41] provide higher geometric fidelity compared to image-based methods, enabling more realistic facial motion. Despite these advances, most existing methods focus primarily on lower-face movements and accurate lip synchronization, often overlooking upper-face dynamics such as eyebrow and eye motions, which are critical for conveying emotion. In addition, emotion is typically represented using discrete categories or global style codes, limiting smooth interpolation and fine-grained control.

2.2. Facial Expression Editing and Control

Facial expression editing and control have been widely explored in both 2D and 3D domains. In images and video, GAN- and diffusion-based methods achieve photorealistic manipulation through latent space traversal or semantic conditioning [13, 16, 26, 27]. In 3D modeling, expression control is commonly realized via blendshape interpolation, latent disentanglement, or parametric models that separate identity and expression factors [1, 18, 21], supporting interpolation, intensity scaling, and cross-subject transfer.

Several recent works attempt to incorporate emotion into speech-driven animation [6, 10, 11, 29], but they largely rely on discrete emotion categories or low-dimensional style embeddings. This restricts fine-grained control and prevents continuous transitions between emotional states, resulting in animations with limited expressiveness.

In contrast, our work introduces a unified framework for continuous, emotion-aware control in speech-driven 3D facial animation. By constructing a continuous expression manifold via a boundary-aware semantic embedding and enforcing temporal emotional consistency through motion alignment, EditEmoTalk enables fine-grained, smoothly interpolatable emotional control across both lower- and upper-face movements, bridging the gap between realis-

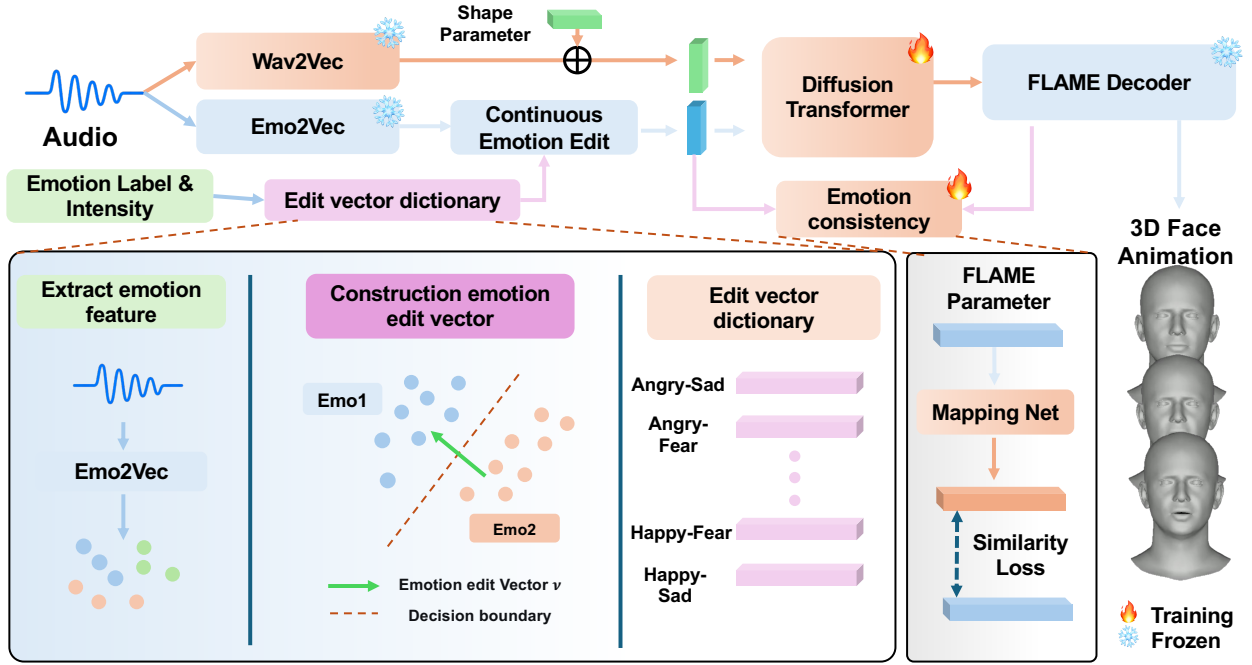


Figure 2. **Overview of our controllable 3D facial animation framework.** Our model generates 3D facial motion from speech audio with continuous emotion editing capability. The pipeline begins by extracting speech features (HuBERT) and emotion cues (emo2vec). The key to our continuous editing lies in the expression conditioning of the diffusion process: expression vectors from our boundary-aware Edit Vector Dictionary are combined with audio features and FLAME parameters to form the conditioning signal for the Diffusion Transformer. This conditions the generative denoising process, enabling precise steering of the output expression—where adjusting the expression vector directly modulates the emotional style of the generated mesh sequence while maintaining lip synchronization. The Mesh Decoder then produces the final 3D facial animations.

tic speech-driven dynamics and flexible, expressive animation.

3. Method

As illustrated in Figure 2, **EditEmoTalk** consists of four main components that collaboratively produce controllable and emotionally expressive 3D facial animations. The pipeline begins with a speech feature encoder that extracts discriminative acoustic representations from raw audio, which are fused with expression embeddings retrieved from the **Edit Vector Dictionary** to provide emotion conditioning. Finally, the **Continuous Expression Editing Module** enables modulation of expression intensity and style guided by the continuous emotion manifold, while an emotional consistency loss enforces semantic alignment between emotion embeddings and motion dynamics.

3.1. Speech Feature Encoder

To capture both linguistic and affective aspects of speech, we adopt a dual-branch encoder that decomposes the raw waveform into *content* and *emotion* components.

- **Content Encoder:** A pre-trained HuBERT [12] model serves as the content encoder \mathcal{E}_c , extracting phoneme-level representations $A = \mathcal{E}_c(X)$ from the input waveform X .
- **Emotion Encoder:** We employ emotion2vec [25] as the emotion encoder \mathcal{E}_e to obtain a compact embedding $e = \mathcal{E}_e(X)$ that captures the utterance’s overall emotional state. This embedding provides the basis for continuous emotion editing in our framework.

3.2. Continuous Expression Editing Module

To enable fine-grained and continuous emotion control, we introduce a *Continuous Expression Editing Module* that operates in a learned emotion feature space. Unlike discrete label-based methods, it models the geometric structure of the emotion space, allowing smooth and interpretable expression manipulation.

Emotion Space. Let $E = \{e_1, e_2, \dots, e_N\}$ denote emotion embeddings extracted from a labeled dataset, where each $e_i \in \mathbb{R}^d$ corresponds to an audio segment with label $y_i \in \{1, \dots, K\}$. These embeddings form clusters reflecting the semantic topology of human emotions. Our goal

is to uncover the geometric relations between clusters for continuous editing.

Boundary-Aware Semantic Embedding. The key insight of our editing strategy is that the most semantically meaningful directions for emotion transition are encoded in the decision boundaries between emotion classes. Intuitively, the normal vector of a decision boundary points in the direction of steepest ascent away from one emotion class and toward another. We therefore estimate a local separating hyperplane for each emotion k by training a multi-class linear classifier on the emotion embeddings E . The hyperplane is given by:

$$f_k(e) = \mathbf{w}_k^T e + b_k = 0,$$

where \mathbf{w}_k is the normal direction of the decision boundary. Instead of serving as a classifier, these boundaries capture semantic transitions between neighboring emotions, forming geometry-aware representations that encode relative emotional variations.

Continuous Emotion Manifold. Normalized boundary normals define principal editing directions:

$$\mathbf{v}_k = \frac{\mathbf{w}_k}{\|\mathbf{w}_k\|_2},$$

each corresponding to a tangent direction on the emotion manifold. Collectively, these directions span a locally linear subspace approximating a *continuous emotion manifold*, enabling smooth transitions across emotional states.

Continuous Control. Given an input embedding e_{orig} , emotion intensity is adjusted by a scalar α :

$$e_{edited} = e_{orig} + \alpha \cdot \mathbf{v}_k,$$

or, for multi-emotion editing,

$$e_{edited} = e_{orig} + \sum_{k=1}^K \alpha_k \cdot \mathbf{v}_k.$$

This supports intuitive continuous transitions such as from neutral to smiling or from calm to excited. The resulting edited embedding e_{edited} is then fed as a conditioning signal to the cross-attention layers of our Diffusion Transformer, thereby steering the generative process to output meshes consistent with the target expression.

Implementation. The decision boundaries are computed offline, and the normalized direction vectors $\{\mathbf{v}_1, \dots, \mathbf{v}_K\}$ are stored in an **Edit Vector Dictionary** for real-time inference. This design: (1) requires only categorical labels instead of intensity annotations; (2) offers semantically interpretable, geometry-consistent editing; and (3) preserves speech-content correlation by modifying only emotion-related features.

3.3. Diffusion Transformer and Mesh Decoder

We employ a conditional diffusion model to generate 3D facial motion from speech. Our Diffusion Transformer (DiT) backbone [28] denoises FLAME parameter sequences $\Theta_t \in \mathbb{R}^{T \times D}$ conditioned on speech features (A) from HuBERT, emotion embeddings (e) from our Edit Vector Dictionary, and identity coefficients (β). The denoising process $\Theta_{pred} = \text{DiTBlock}(\Theta_t, t, A, e, \beta)$ ensures emotional consistency while preserving lip synchronization.

Final denoised parameters $\Theta_0 = \{\beta, \psi, \theta\}$ are decoded through the FLAME model $\mathcal{M} = \mathcal{G}_{FLAME}(\beta, \psi, \theta)$ to produce the output 3D mesh sequence, maintaining temporal coherence and mesh quality.

3.4. Training Objectives

We employ a multi-level objective function to ensure high-quality 3D facial animation generation, encompassing parameter reconstruction, geometric fidelity, temporal coherence, and emotional consistency.

3.4.1. Reconstruction Loss

A masked mean squared error (MSE) loss is applied to enforce parameter-level reconstruction accuracy between predicted and ground-truth FLAME motions:

$$\mathcal{L}_{recon} = \frac{1}{TD} \sum_{t=1}^T \|\mathbf{P}_t - \mathbf{P}_t^{gt}\|_2^2,$$

where $\mathbf{P} \in \mathbb{R}^{T \times D}$ denotes the predicted motion parameters, \mathbf{P}^{gt} the corresponding ground truth, T the sequence length, and D the parameter dimension.

3.4.2. Mesh-Level Geometric Losses

To ensure geometric fidelity of the generated 3D meshes, we define vertex-level geometric losses computed on the decoded FLAME outputs:

- **Mesh Reconstruction Loss:** Enforces overall geometric accuracy by minimizing vertex-wise Euclidean distances:

$$\mathcal{L}_{mesh} = \frac{1}{TV} \sum_{t=1}^T \|\mathbf{V}_t - \mathbf{V}_t^{gt}\|_2^2,$$

where $\mathbf{V}_t \in \mathbb{R}^{V \times 3}$ and \mathbf{V}_t^{gt} denote predicted and ground-truth vertex positions, respectively, and V is the vertex count.

- **Surface Normal Loss:** Preserves local geometric smoothness by penalizing deviations in vertex normals:

$$\mathcal{L}_{normal} = \frac{1}{TV} \sum_{t=1}^T \|\mathbf{N}_t - \mathbf{N}_t^{gt}\|_2^2,$$

where \mathbf{N}_t and \mathbf{N}_t^{gt} are predicted and ground-truth vertex normals.

3.4.3. Temporal Coherence Losses

Temporal consistency is encouraged through first- and second-order smoothness constraints:

- **Mesh Velocity Loss:** Maintains first-order temporal continuity:

$$\mathcal{L}_{vel} = \frac{1}{(T-1)V} \sum_{t=1}^{T-1} \|\Delta \mathbf{V}_t - \Delta \mathbf{V}_t^{gt}\|_2^2,$$

where $\Delta \mathbf{V}_t = \mathbf{V}_{t+1} - \mathbf{V}_t$.

- **Mesh Acceleration Loss:** Enforces second-order smoothness:

$$\mathcal{L}_{acc} = \frac{1}{(T-2)V} \sum_{t=1}^{T-2} \|\Delta^2 \mathbf{V}_t - \Delta^2 \mathbf{V}_t^{gt}\|_2^2,$$

where $\Delta^2 \mathbf{V}_t = \mathbf{V}_{t+2} - 2\mathbf{V}_{t+1} + \mathbf{V}_t$.

3.4.4. Emotion Consistency Loss

We introduce a lightweight **Mapping Network** with two fully connected layers and GELU activations to project predicted expression parameters into the space of the **emotional consistency loss**, enforcing alignment between edited embeddings and generated motion. The **emotion similarity loss** is defined via cosine distance:

$$\mathcal{L}_{emo} = 1 - \frac{\mathbf{e} \cdot \mathbf{e}^{gt}}{\|\mathbf{e}\|_2 \|\mathbf{e}^{gt}\|_2},$$

where \mathbf{e} and \mathbf{e}^{gt} are the predicted and target emotion embeddings.

3.4.5. Overall Objective and Training Strategy

The final objective integrates all components with empirically tuned weights:

$$\mathcal{L}_{total} = \lambda_{recon} \mathcal{L}_{recon} + \lambda_{mesh} \mathcal{L}_{mesh} + \lambda_{normal} \mathcal{L}_{normal} + \lambda_{vel} \mathcal{L}_{vel} + \lambda_{acc} \mathcal{L}_{acc} + \lambda_{emo} \mathcal{L}_{emo}.$$

To effectively train the model for both accurate speech-driven generation and continuous emotion editing, we adopt a stochastic training strategy: with 50% probability, the input is the emotion embedding extracted from audio and the model is optimized with the full objective \mathcal{L}_{total} , while in the remaining 50% of cases, an edited emotion embedding from the continuous expression manifold is used and only the emotional consistency loss

$$\mathcal{L}_{edit} = \lambda_{emo} \mathcal{L}_{emo}$$

is applied. This strategy encourages both faithful speech-driven animation and precise, continuous emotion control.

This mixed strategy ensures that the model learns to generate realistic and temporally coherent facial animations while also being capable of precise and continuous manipulation of emotional expressions.

4. Experiments

We conduct a thorough evaluation of the proposed **EditE-moTalk** framework to verify its effectiveness in terms of generation realism, lip-sync accuracy and expression controllability. We further perform ablation studies to justify our key design choices.

4.1. Datasets and Preprocessing

Our model is trained and evaluated on four publicly available audio-visual datasets to ensure diversity in speakers, languages, and emotional expressions:

MEAD [39]: A high-quality, multi-view emotional audio-visual dataset featuring 60 actors performing eight emotions at three intensity levels, captured under strictly controlled conditions with seven synchronized cameras. It serves as our primary dataset for controllable emotion modeling. **CREMA-D** [3]: Contains 7,442 clips from 91 diverse actors performing 12 sentences with six emotions at four intensity levels. The dataset includes large-scale crowd-sourced emotion ratings, enabling robust evaluation of emotion generalization. **RAVDESS** [23]: Comprises 7,356 recordings from 24 professional actors performing speech and song with eight emotions at two intensity levels, available in audio-only, video-only, and audio-visual modalities, supporting multimodal emotion analysis. **HDTF** [42]: Consists of about 16 hours of high-resolution talking-face videos collected from YouTube. As an in-the-wild dataset, it provides diverse poses, lighting, and backgrounds, serving as a challenging benchmark for real-world generalization.

Preprocessing: Audio is resampled to 16 kHz. We employ an off-the-shelf 3D face reconstruction method [30] to obtain ground-truth 3D mesh sequences as training targets, and facial motion is represented as vertex displacements from a neutral frame.

4.2. Evaluation Metrics

We evaluate EditE-moTalk using quantitative and qualitative metrics. Quantitatively, *Vertex Error (VE)* measures the average L2 distance (in mm) between predicted and ground-truth vertices, reflecting overall reconstruction accuracy. *Lip Vertex Error (LVE)* [31] evaluates lip-sync precision, *Mouth Opening Deviation (MOD)* [5] measures articulation amplitude, and *Facial Dynamics Deviation (FDD)* [40] assesses temporal motion smoothness by comparing vertex velocities.

In addition, we introduce ΔCH , which evaluates the preservation of emotion clustering structure in the generated motions using the Calinski–Harabasz (CH) index. The CH index measures the ratio of between-cluster dispersion to within-cluster dispersion in the *FLAME expression parameter space*. Smaller ΔCH values indicate that the generated motions maintain emotion clusters that are more compact

internally and well-separated from other emotions, closely matching the ground-truth emotional manifold.

Unlike prior works, we **do not report emotion classification accuracy**. A higher classification score does not necessarily reflect more expressive or realistic animation; instead, enforcing discrete emotion categories often reduces **temporal coherence** and increases LVE, as rigid class boundaries conflict with the **continuous dynamics of human emotion**.

Qualitatively, a user study reports *Mean Opinion Score (MOS)* on a 5-point scale for naturalness, lip-sync, and emotional authenticity, comparing EditEmoTalk to baseline methods.

4.3. Baselines

EditEmoTalk is compared with several state-of-the-art 3D talking head generation methods. **DiffPoseTalk** [33] uses pose-level diffusion for expressive motion with temporal smoothness. **Emote** [6] employs discrete emotion embeddings for controllable expressions. **EmoTalk** [29] introduces an Emotion Disentangling Encoder (EDE) to separate emotion and content via cross-reconstruction, enabling controllable expression synthesis while preserving lip-sync. **DeepTalk** [20] trains a Dynamic Emotion Embedding (DEE) module with probabilistic contrastive learning to jointly model speech and facial motion, capturing nuanced emotional variations.

4.4. Implementation Details

Our model is implemented in PyTorch and trained with PyTorch Lightning using the AdamW optimizer ($\text{lr} = 1 \times 10^{-4}$, weight decay 1×10^{-5}) and a cosine annealing scheduler. Training is performed for 200 epochs with a batch size of 8 on a single RTX 4090 GPU. The model contains 446M parameters. During training, emotion editing is randomly enabled to promote disentangled control. At inference, an emotion vector \mathbf{e} (one-hot or continuous) allows flexible emotion manipulation. **Inference speed**. The model runs at 0.035 ms per frame (to FLAME parameters), achieving real-time performance.

4.5. Results and Analysis

4.5.1. Quantitative Results

Cross-Dataset Analysis. Table 1 presents a comprehensive cross-dataset comparison, incorporating the proposed Δ_{CH} metric to evaluate emotion consistency. Across all datasets, EditEmoTalk achieves the lowest VE and LVE, indicating superior geometric accuracy and lip-sync precision. It also maintains competitive MOD and FDD values, reflecting stable articulation amplitude and smooth temporal motion.

Beyond motion quality, EditEmoTalk demonstrates the smallest Δ_{CH} across CREMA-D, RAVDESS, and MEAD,

suggesting that its generated facial motions preserve emotion clustering structures closest to the ground truth. In contrast, methods such as DeepTalk and DiffPoseTalk exhibit larger Δ_{CH} values, implying weaker emotional separation and less coherent affective representation. Notably, Emote, despite producing visually expressive motion, shows extremely high Δ_{CH} values. We attribute this to its reliance on discrete emotion embeddings that enforce rigid class boundaries, which conflicts with the continuous nature of emotional expressions and results in artificial clustering patterns that diverge from the natural emotional manifold.

4.5.2. Qualitative Results

We further perform qualitative evaluations to visually assess the perceptual quality of the generated facial animations. In this section, we focus on two key aspects: **expression richness** and **controllability analysis**. The first aspect examines how well different methods reproduce diverse and natural facial expressions corresponding to emotional speech, while the second evaluates the ability of the model to control and edit emotional intensity or category in a consistent and realistic manner.

4.5.3. Expression Richness

To further evaluate the expressiveness of generated animations, we visualize the results of different methods in Figure 3. The input speech is “*It is eleven o’clock,*” where the emphasis naturally falls on the syllable “*lo,*” accompanied by five distinct emotions: *angry, happy, neutral, fear, and disgust*. Our proposed **EditEmoTalk** demonstrates superior *expression richness* and *facial dynamics*, producing subtle, temporally coherent expressions that align closely with both the speech rhythm and emotional cues. Although **DiffPoseTalk** adopts a diffusion-based architecture similar to ours, it lacks the dual-channel structure and emotion-consistency loss incorporated in **EditEmoTalk**. As a result, its outputs exhibit limited emotional variation, often remaining close to a neutral or weakly expressive state. **DeepTalk** shows clear intensity for *angry* and *disgust* emotions; however, its generated results tend to share similar facial tension patterns across different emotions, leading to poor separation and reduced emotional diversity. In contrast, our method achieves more distinguishable and naturally evolving emotional expressions across categories, effectively enhancing both emotional realism and visual appeal in speech-driven 3D facial animation.

4.5.4. Controllability Analysis

A key advantage of **EditEmoTalk** lies in its explicit and fine-grained emotion controllability. By manipulating the expression control vector \mathbf{e} , our model can render the same speech input into different emotional states without retraining.

We further conduct a qualitative comparison with

Table 1. Cross-dataset generalization performance comparison. ΔCH is omitted for HDTF as it lacks consistent emotion labels required for clustering evaluation. Since EmoTalk does not adopt a FLAME-based facial topology, certain metrics (e.g., FDD and ΔCH) are not directly comparable and thus omitted.

Dataset	Method	VE (mm) ↓	LVE (mm) ↓	MOD (mm) ↓	FDD (10^{-5} mm/s) ↓	ΔCH ↓
CREMA-D	DeepTalk	2.0733	11.4756	1.7794	42.8523	4.7572
	DiffPoseTalk	1.8965	12.3115	2.4100	31.2141	0.8483
	EmoTalk	2.4353	12.4324	1.8323	—	0.9110
	Emote	1.8902	9.7072	1.7654	64.4193	62.8581
	Ours	0.5553	4.8682	0.9318	30.8475	0.0865
RAVDESS	DeepTalk	2.2248	13.2099	2.3545	33.4368	2.2636
	DiffPoseTalk	1.6545	9.4647	1.5972	39.3294	0.8540
	EmoTalk	2.3432	10.3224	2.3324	—	0.8539
	Emote	2.0747	10.9277	2.3453	55.2231	17.708
	Ours	0.6940	6.4486	1.1563	33.3030	0.0942
MEAD	DeepTalk	2.0430	11.5721	2.0534	28.0587	0.6194
	DiffPoseTalk	1.6939	10.6261	1.7888	31.6314	0.9655
	EmoTalk	2.5432	11.2343	1.7943	—	0.9888
	Emote	1.8046	8.6625	1.5026	49.3305	35.855
	Ours	0.5340	4.7738	0.9179	25.3608	0.0623
HDTF	DeepTalk	2.0551	13.6581	2.6189	69.7752	—
	DiffPoseTalk	1.5078	8.5308	1.1930	87.2130	—
	EmoTalk	1.9344	11.2342	2.0892	—	—
	Emote	1.6248	9.8394	2.2399	89.8650	—
	Ours	0.8084	7.8892	1.7177	86.8194	—




Figure 3. **Left:** Comparison of expression richness across different methods. Each method generates facial animations driven by the same utterance “It is eleven o’clock,” with emotional emphasis on the syllable “lo.” Our method produces richer emotional expressiveness and smoother facial dynamics, particularly in the depiction of nuanced expressions such as *angry*, *happy*, *neutral*, *fear*, and *disgust*. **Right:** Controllability analysis showing natural expressions and three levels of edited smiling intensity.

EmoTalk and **Emote** to evaluate controllability and visual expressiveness. As shown in Figure 3, EmoTalk ex-

hibits limited editing capability—its generated expressions remain nearly unchanged across different emotion settings.

Table 2. User study results (Mean Opinion Scores, 1–5). Our **EditEmoTalk** achieves the highest perceptual quality across all evaluation aspects.

Method	Naturalness \uparrow	Lip-sync \uparrow	Emotion \uparrow
DiffPoseTalk	3.82	4.15	3.05
DeepTalk	3.56	3.47	3.29
EmoTalk	3.21	3.88	3.67
Emote	4.07	3.74	3.93
Ours	4.46	4.07	4.49

Table 3. Ablation study on MEAD validation set. Both the dual-train strategy and emotional consistency loss contribute to improved facial animation quality. LVE and MOD are in mm, FDD is in 10^{-5} mm/s.

Model Variant	LVE \downarrow	MOD \downarrow	FDD \downarrow
Full Model	4.7738	0.9179	28.3608
w/o Dual-Train	5.1024	0.9451	29.6286
w/o \mathcal{L}_{emo}	4.9261	0.9324	30.7245

Emote achieves visible variations between emotional states; however, the emotional intensity and facial dynamics are less pronounced and sometimes inconsistent. In contrast, our **EditEmoTalk** produces clearly distinguishable emotional expressions with smooth transitions and consistent lip synchronization, effectively disentangling emotion-related facial deformation from speech-driven motion.

This controllable synthesis demonstrates the potential of **EditEmoTalk** for expressive and interactive digital human applications, such as virtual presenters, digital assistants, and emotionally aware avatars.

4.5.5. User Study

To further evaluate the perceptual quality and emotional fidelity of our generated facial animations, we conducted a comprehensive user study focusing on three key aspects: naturalness, lip synchronization accuracy, and emotional authenticity. A total of 30 participants (15 male and 15 female, aged 20–35) were invited to evaluate rendered videos from five methods: DiffPoseTalk, DeepTalk, EmoTalk, Emote, and our proposed EditEmoTalk. Each participant viewed 20 randomly selected samples across various emotional categories, with both the order of methods and emotion types randomized to eliminate potential bias. Participants rated each clip using a 5-point Mean Opinion Score (MOS) scale (1 = very poor, 5 = excellent) in terms of overall realism and motion smoothness for naturalness, the alignment between lip movement and speech for lip-sync accuracy, and the clarity and realism of expressed emotions for emotional authenticity.

As presented in Table 2, EditEmoTalk achieves the highest overall Mean Opinion Scores (MOS) across all perceptual aspects. While diffusion-based **DiffPoseTalk** exhibits

strong lip synchronization performance due to its pose-level modeling, it lacks expressive diversity, resulting in monotonous facial dynamics. **DeepTalk** produces coherent but relatively rigid motion, and **EmoTalk** offers emotion control yet fails to maintain smooth temporal transitions. Although **Emote** demonstrates visually detailed deformations, its emotion consistency fluctuates across frames, reducing perceived realism. In contrast, our **EditEmoTalk** generates both temporally stable and emotionally consistent animations, effectively balancing natural motion, synchronized articulation, and expressive authenticity. This highlights the advantage of our dual-channel emotion-guided architecture and emotional consistency loss in producing vivid and lifelike 3D talking heads.

4.6. Ablation Study

To assess the contribution of key components in our framework, we conduct ablation experiments on the MEAD dataset, focusing on (1) the dual-train strategy and (2) the emotional consistency loss \mathcal{L}_{emo} . **Dual-Train Strategy.** When the dual-train strategy is removed, the model cannot fully leverage both original speech-driven embeddings and edited emotion embeddings during training. This results in reduced flexibility for continuous emotion editing and slightly degraded facial motion fidelity, indicating that dual-train effectively balances faithful speech-driven generation with controllable emotion manipulation. **Emotional Consistency Loss.** Excluding \mathcal{L}_{emo} leads to jittery facial motions and inconsistent emotional intensity across frames. Incorporating this loss enforces temporal coherence and emotion stability, producing smoother and more natural facial dynamics. Table 3 reports quantitative results. Both components contribute substantially to performance improvements, and the full model with dual-train strategy and \mathcal{L}_{emo} achieves the best metrics across Vertex Error (VE), Lip Vertex Error (LVE), Mouth Opening Deviation (MOD), and Facial Dynamics Deviation (FDD).

5. Conclusion

We introduce EditEmoTalk, a controllable speech-driven 3D facial animation framework enabling continuous and fine-grained emotion editing. Leveraging a boundary-aware semantic embedding, it models inter-emotion boundaries to construct a continuous expression manifold for smooth, interpretable emotion manipulation. An emotional consistency loss via a lightweight mapping network ensures generated motion faithfully reflects the target emotion. Experiments show that EditEmoTalk achieves superior expressiveness, controllability, and cross-dataset generalization, while maintaining accurate lip synchronization.

References

- [1] V Blanz and T Vetter. A morphable model for the synthesis of 3d faces. In *26th Annual Conference on Computer Graphics and Interactive Techniques (SIGGRAPH 1999)*, pages 187–194. ACM Press, 1999. 2
- [2] Matthew Brand. Voice puppetry. In *Proceedings of the 26th annual conference on Computer graphics and interactive techniques*, pages 21–28, 1999. 2
- [3] Houwei Cao, David G Cooper, Michael K Keutmann, Ruben C Gur, Ani Nenkova, and Ragini Verma. Crema-d: Crowd-sourced emotional multimodal actors dataset. *IEEE transactions on affective computing*, 5(4):377–390, 2014. 5
- [4] Yujin Chai, Tianjia Shao, Yanlin Weng, and Kun Zhou. Personalized audio-driven 3d facial animation via style-content disentanglement. *IEEE Transactions on Visualization and Computer Graphics*, 30(3):1803–1820, 2022. 2
- [5] Daniel Cudeiro, Timo Bolkart, Cassidy Laidlaw, Anurag Ranjan, and Michael J Black. Capture, learning, and synthesis of 3d speaking styles. In *Proceedings of the IEEE/CVF conference on computer vision and pattern recognition*, pages 10101–10111, 2019. 5
- [6] Radek Daněček, Kiran Chhatre, Shashank Tripathi, Yandong Wen, Michael Black, and Timo Bolkart. Emotional speech-driven animation with content-emotion disentanglement. In *SIGGRAPH Asia 2023 Conference Papers*. 2, 6
- [7] Salil Deena and Aphrodite Galata. Speech-driven facial animation using a shared gaussian process latent variable model. In *International Symposium on Visual Computing*, pages 89–100. Springer, 2009. 2
- [8] Salil Deena, Shaobo Hou, and Aphrodite Galata. Visual speech synthesis using a variable-order switching shared gaussian process dynamical model. *IEEE transactions on multimedia*, 15(8):1755–1768, 2013. 2
- [9] Yingruo Fan, Zhaojiang Lin, Jun Saito, Wenping Wang, and Taku Komura. Faceformer: Speech-driven 3d facial animation with transformers. In *Proceedings of the IEEE/CVF conference on computer vision and pattern recognition*, pages 18770–18780, 2022. 2
- [10] Guanwen Feng, Zhiyuan Ma, Yunan Li, Junwei Jing, Jiahao Yang, and Qiguang Miao. Faceeditalker: Interactive talking head generation with facial attribute editing. *arXiv preprint arXiv:2505.22141*, 2025. 2
- [11] Tianshun Han, Benjia Zhou, Ajian Liu, Yanyan Liang, Du Zhang, Zhen Lei, and Jun Wan. Pestalk: Speech-driven 3d facial animation with personalized emotional styles. In *Proceedings of the 33rd ACM International Conference on Multimedia*, pages 7893–7901, 2025. 2
- [12] Wei-Ning Hsu, Benjamin Bolte, Yao-Hung Hubert Tsai, Kushal Lakhotia, Ruslan Salakhutdinov, and Abdelrahman Mohamed. Hubert: Self-supervised speech representation learning by masked prediction of hidden units. *IEEE/ACM transactions on audio, speech, and language processing*, 29: 3451–3460, 2021. 3
- [13] Ziqi Huang, Kelvin CK Chan, Yuming Jiang, and Ziwei Liu. Collaborative diffusion for multi-modal face generation and editing. In *Proceedings of the IEEE/CVF conference on computer vision and pattern recognition*, pages 6080–6090, 2023. 2
- [14] Farzaneh Jafari, Stefano Berretti, and Anup Basu. Jambataalk: Speech-driven 3d talking head generation based on hybrid transformer-mamba model. *arXiv preprint arXiv:2408.01627*, 2024. 2
- [15] Xiaozhong Ji, Chuming Lin, Zhonggan Ding, Ying Tai, Junwei Zhu, Xiaobin Hu, Donghao Luo, Yanhao Ge, and Chengjie Wang. Realtalk: Real-time and realistic audio-driven face generation with 3d facial prior-guided identity alignment network. *arXiv preprint arXiv:2406.18284*, 2024. 2
- [16] Diqiong Jiang, Dan Song, Ruofeng Tong, and Min Tang. Stylepsb: Identity-preserving semantic basis of stylegan for high fidelity face swapping. In *Proceedings of the IEEE/CVF conference on computer vision and pattern recognition*, pages 352–361, 2023. 2
- [17] Diqiong Jiang, Jian Chang, Lihua You, Shaojun Bian, Robert Kosk, and Greg Maguire. Audio-driven facial animation with deep learning: A survey. *Information*, 15(11):675, 2024. 2
- [18] Zi-Hang Jiang, Qianyi Wu, Keyu Chen, and Juyong Zhang. Disentangled representation learning for 3d face shape. In *Proceedings of the IEEE/CVF conference on computer vision and pattern recognition*, pages 11957–11966, 2019. 2
- [19] Tero Karras, Timo Aila, Samuli Laine, Antti Herva, and Jaakko Lehtinen. Audio-driven facial animation by joint end-to-end learning of pose and emotion. *ACM Transactions on Graphics (ToG)*, 36(4):1–12, 2017. 2
- [20] Jisoo Kim, Jungbin Cho, Joonho Park, Soonmin Hwang, Da Eun Kim, Geon Kim, and Youngjae Yu. Deeptalk: Dynamic emotion embedding for probabilistic speech-driven 3d face animation. In *Proceedings of the AAAI Conference on Artificial Intelligence*, pages 4275–4283, 2025. 6
- [21] Tianye Li, Timo Bolkart, Michael J Black, Hao Li, and Javier Romero. Learning a model of facial shape and expression from 4d scans. *ACM Trans. Graph.*, 36(6):194–1, 2017. 2
- [22] Xiangyu Liang, Wenlin Zhuang, Tianyong Wang, Guangxing Geng, Guangyue Geng, Haifeng Xia, and Siyu Xia. Cstalk: Correlation supervised speech-driven 3d emotional facial animation generation. In *2024 IEEE 18th International Conference on Automatic Face and Gesture Recognition (FG)*, pages 1–5. IEEE, 2024. 2
- [23] Steven R Livingstone and Frank A Russo. The ryerson audio-visual database of emotional speech and song (ravdess): A dynamic, multimodal set of facial and vocal expressions in north american english. *PloS one*, 13(5): e0196391, 2018. 5
- [24] Yuanxun Lu, Jinxiang Chai, and Xun Cao. Live speech portraits: real-time photorealistic talking-head animation. *ACM Transactions on Graphics (ToG)*, 40(6):1–17, 2021. 2
- [25] Ziyang Ma, Zhisheng Zheng, Jiaxin Ye, Jinchao Li, Zhifu Gao, Shiliang Zhang, and Xie Chen. emotion2vec: Self-supervised pre-training for speech emotion representation. *arXiv preprint arXiv:2312.15185*, 2023. 3
- [26] Andrew Melnik, Maksim Miasayedzenkau, Dzianis Makaravets, Dzianis Pirshtuk, Eren Akbulut, Dennis Holzmann, Tarek Renusch, Gustav Reichert, and Helge Ritter. Face gen-

- eration and editing with stylegan: A survey. *IEEE Transactions on pattern analysis and machine intelligence*, 46(5): 3557–3576, 2024. 2
- [27] Or Patashnik, Zongze Wu, Eli Shechtman, Daniel Cohen-Or, and Dani Lischinski. Styleclip: Text-driven manipulation of stylegan imagery. In *Proceedings of the IEEE/CVF international conference on computer vision*, pages 2085–2094, 2021. 2
- [28] William Peebles and Saining Xie. Scalable diffusion models with transformers. In *Proceedings of the IEEE/CVF international conference on computer vision*, pages 4195–4205, 2023. 4
- [29] Ziqiao Peng, Haoyu Wu, Zhenbo Song, Hao Xu, Xiangyu Zhu, Jun He, Hongyan Liu, and Zhaoxin Fan. Emotalk: Speech-driven emotional disentanglement for 3d face animation. In *Proceedings of the IEEE/CVF international conference on computer vision*, pages 20687–20697, 2023. 2, 6
- [30] George Retsinas, Panagiotis P Filntisis, Radek Danecek, Victoria F Abrevaya, Anastasios Roussos, Timo Bolkart, and Petros Maragos. 3d facial expressions through analysis-by-neural-synthesis. In *Proceedings of the IEEE/CVF Conference on Computer Vision and Pattern Recognition*, pages 2490–2501, 2024. 5
- [31] Alexander Richard, Michael Zollhöfer, Yandong Wen, Fernando De la Torre, and Yaser Sheikh. Meshtalk: 3d face animation from speech using cross-modality disentanglement. In *Proceedings of the IEEE/CVF international conference on computer vision*, pages 1173–1182, 2021. 5
- [32] Stefan Stan, Kazi Injamamul Haque, and Zerrin Yumak. Facediffuser: Speech-driven 3d facial animation synthesis using diffusion. In *Proceedings of the 16th ACM SIGGRAPH Conference on Motion, Interaction and Games*, pages 1–11, 2023. 2
- [33] Zhiyao Sun, Tian Lv, Sheng Ye, Matthieu Lin, Jenny Sheng, Yu-Hui Wen, Mingjing Yu, and Yong-jin Liu. Diffposetalk: Speech-driven stylistic 3d facial animation and head pose generation via diffusion models. *ACM Transactions on Graphics (TOG)*, 43(4):1–9, 2024. 6
- [34] Supasorn Suwajanakorn, Steven M Seitz, and Ira Kemelmacher-Shlizerman. Synthesizing obama: learning lip sync from audio. *ACM Transactions on Graphics (ToG)*, 36(4):1–13, 2017. 2
- [35] Sarah Taylor, Taehwan Kim, Yisong Yue, Moshe Mahler, James Krahe, Anastasio Garcia Rodriguez, Jessica Hodgins, and Iain Matthews. A deep learning approach for generalized speech animation. *ACM Transactions On Graphics (TOG)*, 36(4):1–11, 2017. 2
- [36] Nadia Magnenat Thalmann and Daniel Thalmann. *Models and techniques in computer animation*. Springer, 1993. 2
- [37] Balamurugan Thambiraja, Ikhsanul Habibie, Sadegh Aliakbarian, Darren Cosker, Christian Theobalt, and Justus Thies. Imitator: Personalized speech-driven 3d facial animation. In *Proceedings of the IEEE/CVF international conference on computer vision*, pages 20621–20631, 2023. 2
- [38] Linrui Tian, Qi Wang, Bang Zhang, and Liefeng Bo. Emo: Emote portrait alive generating expressive portrait videos with audio2video diffusion model under weak conditions. In *European Conference on Computer Vision*, pages 244–260. Springer, 2024. 2
- [39] Kaisiyuan Wang, Qianyi Wu, Linsen Song, Zhuoqian Yang, Wayne Wu, Chen Qian, Ran He, Yu Qiao, and Chen Change Loy. Mead: A large-scale audio-visual dataset for emotional talking-face generation. In *ECCV*, 2020. 5
- [40] Jinbo Xing, Menghan Xia, Yuechen Zhang, Xiaodong Cun, Jue Wang, and Tien-Tsin Wong. Codetalker: Speech-driven 3d facial animation with discrete motion prior. In *Proceedings of the IEEE/CVF Conference on Computer Vision and Pattern Recognition*, pages 12780–12790, 2023. 2, 5
- [41] Sicheng Xu, Guojun Chen, Yu-Xiao Guo, Jiaolong Yang, Chong Li, Zhenyu Zang, Yizhong Zhang, Xin Tong, and Baining Guo. Vasa-1: Lifelike audio-driven talking faces generated in real time. *Advances in Neural Information Processing Systems*, 37:660–684, 2024. 2
- [42] Zhimeng Zhang, Lincheng Li, Yu Ding, and Changjie Fan. Flow-guided one-shot talking face generation with a high-resolution audio-visual dataset. In *Proceedings of the IEEE/CVF Conference on Computer Vision and Pattern Recognition*, pages 3661–3670, 2021. 5