

Diffusion-based Frameworks for Unsupervised Speech Enhancement

Jean-Eudes Ayilo, Mostafa Sadeghi, Romain Serizel, and Xavier Alameda-Pineda, *Senior Member, IEEE*

Abstract—This paper addresses *unsupervised* diffusion-based single-channel speech enhancement (SE). Prior work in this direction combines a score-based diffusion model trained on clean speech with a Gaussian noise model whose covariance is structured by non-negative matrix factorization (NMF). This combination is used within an iterative expectation–maximization (EM) scheme, in which a diffusion-based posterior-sampling E-step estimates the clean speech. We first revisit this framework and propose to explicitly model both speech and acoustic noise as latent variables, jointly sampling them in the E-step instead of sampling speech alone as in previous approaches. We then introduce a new unsupervised SE framework that replaces the NMF noise prior with a diffusion-based noise model, learned jointly with the speech prior in a single conditional score model. Within this framework, we derive two variants: one that implicitly accounts for noise and one that explicitly treats noise as a latent variable. Experiments on WSJ0–QUT and VoiceBank–DEMAND show that explicit noise modeling systematically improves SE performance for both NMF-based and diffusion-based noise priors. Under matched conditions, the diffusion-based noise model attains the best overall quality and intelligibility among unsupervised methods, while under mismatched conditions the proposed NMF-based explicit-noise framework is more robust and suffers less degradation than several supervised baselines. Our code will be publicly available.¹

Index Terms—Unsupervised speech enhancement, diffusion models, posterior sampling, non-negative matrix factorization.

I. INTRODUCTION

Speech enhancement (SE) is a widely studied speech restoration task that aims to recover an underlying clean speech signal from a noisy recording. With the rise of deep neural networks (DNNs) and the development of diverse architectures and learning paradigms, substantial progress has been achieved in SE [1], in both supervised and unsupervised settings. Supervised methods require clean–noisy speech training pairs, whereas unsupervised methods rely on clean speech only, noisy speech only, or unpaired clean and noisy speech data, but never on clean–noisy speech pairs. This broad families of SE methods can be further refined by distinguishing between *generative* and *non-generative* training, leading to four categories: *supervised non-generative* [1]–[4], *supervised generative* [5]–[9], *unsupervised non-generative* [10]–[14], and *unsupervised generative* [15]–[21]. The main motivation for unsupervised methods is to improve the generalization of trained DNNs to unseen (mismatched) conditions, without requiring large and diverse paired datasets, which are often impractical to collect in real-world scenarios. Nevertheless, under matched conditions, they typically exhibit a performance gap compared to their supervised counterparts [18].

Generative SE methods explicitly or implicitly model the prior distribution of speech and/or noise, and have recently gained renewed

interest with the advent of diffusion models [22]. Indeed, the high quality of images, videos, and audio generated by diffusion models demonstrates their ability to act as powerful data priors. This has encouraged research on diffusion-based SE in both supervised and unsupervised settings. The particular case of unsupervised diffusion-based SE, which is the focus of this paper, offers the possibility of using diffusion models as strong priors over audio data (for both speech and noise), without relying on paired datasets.

An early line of work on this topic is that of Berné et al. [19], followed by [20], [21], where a score-based diffusion model trained on a clean-speech corpus is used as a generative prior for speech, while the acoustic noise prior is modeled as a Gaussian distribution with a non-negative matrix factorization (NMF)-structured covariance. To perform SE, an iterative Expectation–Maximization (EM) procedure is implemented, where the E-step applies diffusion posterior sampling to estimate the clean speech, and the M-step updates the noise parameters. Such a methodology provides a task-agnostic pre-trained prior, which could be reused for different restoration tasks without retraining [22]. This approach is not limited to speech processing. In image restoration, for example, a diffusion model is trained on a clean image dataset and leveraged at inference together with optimized parametric operators modeling the degradation affecting the images [23]. For blind image deblurring, Chung et al. [24] train two diffusion models, one serving as a clean-image prior and the other as a deblurring-kernel prior.

In the audio processing domain, similar ideas of using parallel diffusion models over both speech and acoustic noise have been proposed [25], [26]. Yemini et al. [25] perform audio-visual speech separation in the presence of noise by training a diffusion model as a clean speech prior conditioned on lips video, and another diffusion model as an acoustic noise prior. In the context of music source separation, Mariani et al. [26] train separate diffusion models for each independent source, and accordingly perform diffusion posterior sampling at inference to estimate the sources.

In the unsupervised diffusion-based SE works [19]–[21], the sampled clean speech and the estimated noise parameters during inference must jointly reconstruct the observed noisy speech to ensure data consistency in the likelihood. Noticeably, while the clean speech is sampled from its posterior distribution during the E-step, the noise is not explicitly sampled from a posterior distribution. Instead, only the NMF parameters defining the noise covariance are estimated during the M-step. We argue that optimizing the noise parameters in the M-step, without explicitly reconstructing the noisy observation as the sum of the estimated clean speech and acoustic noise, may lead either to poor data consistency or to well-verified data consistency but poor speech estimates due to inaccurate acoustic noise modeling. Besides, we hypothesize that modeling the acoustic noise with a more powerful model than NMF might improve SE.

In light of these findings, we propose new unsupervised diffusion-based SE frameworks that further reduce the performance gap with supervised approaches. Our contributions are threefold. **Firstly**, we present a comprehensive and unified description of previous work on unsupervised diffusion-based SE before introducing our new

M. Sadeghi, J.-E. Ayilo, and R. Serizel are with the Multispeech team, Université de Lorraine, CNRS, Inria, Loria, Nancy, France.

X. Alameda-Pineda is with the RobotLearn team, Université Grenoble Alpes, Inria, Grenoble, France.

This work was supported by the French National Research Agency (ANR) under the project REAVERSE (ANR-22-CE23-0026-01).

¹<https://github.com/jeaneudesAyilo/enudiffuse>

approaches, which build upon this unified formulation. **Secondly**, we go beyond [20], which models the acoustic noise as a Gaussian distribution with a covariance structured by NMF, and propose to explicitly sample the acoustic noise from its posterior distribution. This entails treating the acoustic noise, similarly to the speech signal, as a latent variable within the observed noisy speech. As a result, the clean speech and the acoustic noise are jointly sampled from their joint posterior distribution during the E-step. To efficiently draw samples from this joint distribution, we employ a Gibbs sampling procedure, allowing us to alternate between sampling from the posterior of the speech and that of the noise. **Thirdly**, we propose to use a pre-trained diffusion-based prior model for noise, analogous to the approach used for speech, instead of the NMF-based model. Specifically, we present two algorithmic variants: one that does not treat the acoustic noise as a latent variable, and another that does, performing alternating diffusion-based posterior sampling to estimate both the clean speech and the acoustic noise. Contrary to [24]–[26], which use separate diffusion models for the independent components of the mixture, our diffusion-based priors for speech and noise are trained jointly, thus reducing the number of models that must be trained. Moreover, the likelihood approximation technique used in the posterior inference of our approach is much simpler and lighter.

Experiments on the WSJ0-QUT [27] and VoiceBank-DEMAND [28] datasets demonstrate that modeling noise as a latent variable, whose prior is either a Gaussian with an NMF-based covariance structure or a diffusion-based prior, improves the SE performance. Under mismatched conditions, the framework with an NMF-based noise covariance and explicit latent noise modeling outperforms its diffusion-based counterparts and exhibits less performance degradation than supervised baselines when evaluated on unseen data.

We structure the remainder of the paper as follows. In Sections II and III, we review the fundamentals of score-based diffusion models (training and prior sampling), as well as unsupervised SE methods [19]–[21] that combine diffusion models with NMF. Section IV introduces our approach, which explicitly considers acoustic noise as a latent variable and performs SE using diffusion models with NMF. Section V presents our framework that uses diffusion-based prior models for both speech and noise data. The experimental setup and results are provided in Section VI. Finally, we conclude in Section VII.

II. AUDIO GENERATIVE MODELING WITH DIFFUSION

In this section, we review the score-based generative diffusion model, which forms the basis for both the previously proposed unsupervised SE methods and the new approaches introduced in this work. We model audio in the complex-valued short-time Fourier transform (STFT) domain. For simplicity, a 2D STFT array with F frequency bins and L time frames is represented by a flattened 1D vector $\mathbf{a} \in \mathbb{C}^{FL}$. We use \mathbf{a} to denote a generic audio signal (either speech or background noise), so that all equations apply to both cases. When needed, we write \mathbf{s} and \mathbf{n} specifically for speech and noise, respectively.

A. Diffusion modeling framework

Given a training set of audio data, the goal of a score-based diffusion model is to approximate the underlying data distribution $p_{\text{data}}(\mathbf{a})$. This line of work builds on score matching, which seeks to approximate the (generally intractable) score function $\nabla_{\mathbf{a}} \log p(\mathbf{a})$ so that new samples can be generated using this estimated score. In particular, denoising score matching [29] learns a neural network \mathbf{S}_{θ} to predict the gradient of the log-density of data that have been corrupted by additive Gaussian noise. [30] generalize this idea by

introducing multiple noise scales, and [31] further extend it by defining a continuous-time corruption process via a stochastic differential equation (SDE) that gradually transforms data samples into Gaussian noise. This continuous-time corruption process is defined by the *forward* SDE:

$$d\mathbf{a}_t = \mathbf{f}(\mathbf{a}_t)dt + g(t)d\mathbf{w}, \quad (1)$$

where \mathbf{w} denotes a standard Wiener process, \mathbf{f} is the drift coefficient, and $g(t)$ is the diffusion coefficient controlling the noise scale. We set $\mathbf{f}(\mathbf{a}_t) = -\gamma\mathbf{a}_t$, where γ is a constant parameter.

The perturbation kernel associated with this SDE allows us to sample \mathbf{a}_t directly from a clean sample \mathbf{a} :

$$p_{0t}(\mathbf{a}_t|\mathbf{a}) = \mathcal{N}_{\mathbb{C}}(\delta_t\mathbf{a}, \sigma(t)^2\mathbf{I}), \quad (2)$$

where $\delta_t = \exp(-\gamma t)$ and $\sigma(t)^2$ is derived from the SDE.

To learn the score function, a neural network $\mathbf{S}_{\theta}(\mathbf{a}_t, t)$ is trained using the following objective:

$$\theta^* = \underset{\theta}{\operatorname{argmin}} \mathbb{E}_{t, \mathbf{a}, \boldsymbol{\zeta}} \left[\|\sigma(t)\mathbf{S}_{\theta}(\mathbf{a}_t, t) + \boldsymbol{\zeta}\|_2^2 \right], \quad (3)$$

where $\boldsymbol{\zeta} \sim \mathcal{N}_{\mathbb{C}}(\mathbf{0}, \mathbf{I})$ is the complex-valued zero-mean Gaussian noise used to corrupt the input data. Once trained, the score network can be used to generate new data samples via the *reverse* SDE, which under mild regularity assumptions, is given by [31]:

$$d\mathbf{a}_t = [\mathbf{f}(\mathbf{a}_t) - g(t)^2 \nabla_{\mathbf{a}_t} \log p_t(\mathbf{a}_t)]dt + g(t)d\bar{\mathbf{w}}, \quad (4)$$

where $\bar{\mathbf{w}}$ is a standard Wiener process running backward in time, and dt is a negative time increment.

This reverse SDE progressively transforms a Gaussian noise sample into a clean data sample. Since the score $\nabla_{\mathbf{a}_t} \log p_t(\mathbf{a}_t)$ is unknown, it is approximated by the learned score network \mathbf{S}_{θ} . Sampling is then performed by numerically solving the reverse SDE. In our work, we adopt the Predictor-Corrector (PC) sampler from [31], [32], which is described in the next section.

B. Diffusion prior sampling formulation

The predictor step of the PC sampler uses the Euler–Maruyama method to numerically integrate the reverse SDE (4) in discrete time. This yields a finite sequence of latent variables $\{\mathbf{a}_i\}_{i=0}^N$ forming a Markov chain $\mathbf{a}_0 \rightarrow \mathbf{a}_1 \rightarrow \dots \rightarrow \mathbf{a}_N$, whose joint distribution factorizes as

$$p(\mathbf{a}_0, \dots, \mathbf{a}_N) = p(\mathbf{a}_N) \prod_{i=1}^N p(\mathbf{a}_{i-1} | \mathbf{a}_i). \quad (5)$$

Discretizing (4) and inserting the score model leads to:

$$\mathbf{a}_{i-1} = \mathbf{a}_i - \mathbf{f}_i \Delta\tau + g_{\tau_i}^2 \mathbf{S}_{\theta^*}(\mathbf{a}_i, \tau_i) \Delta\tau + g_{\tau_i} \sqrt{\Delta\tau} \boldsymbol{\zeta} \quad (6)$$

with $\mathbf{a}_N \sim \mathcal{N}_{\mathbb{C}}(\mathbf{0}, \mathbf{I})$. Here, $\{\tau_1, \dots, \tau_N\} = \{i.T/N\}_{i=1}^N$ is an equally spaced sequence of time steps in $[0, T]$ with a discretization width of $\Delta\tau = T/N$, $\boldsymbol{\zeta} \sim \mathcal{N}_{\mathbb{C}}(\mathbf{0}, \mathbf{I})$, and $\mathbf{f}_i = -\gamma\mathbf{a}_i$. Applying a similar discretization to the forward SDE in (1), we obtain the perturbation kernel:

$$p(\mathbf{a}_i|\mathbf{a}_0) = \mathcal{N}_{\mathbb{C}}(\delta_i\mathbf{a}_0, \sigma_{\tau_i}^2\mathbf{I}), \quad i \geq 1, \quad \delta_i = \exp(-\gamma\tau_i). \quad (7)$$

The predictor step given by (6) can be refined by first applying a corrector step to its input \mathbf{a}_i . Following [31], we use Langevin Markov Chain Monte Carlo (MCMC) sampling as the corrector. This consists of updating \mathbf{a}_i via a gradient-ascent step on the log-density, augmented with Gaussian noise, so as to move towards regions of

higher probability, where the gradient term is the estimated score function. Overall, the prior sampling is then characterized by the following backward transition distribution:

$$p(\mathbf{a}_{i-1}|\mathbf{a}_i) = \mathcal{N}_{\mathbb{C}}\left(\boldsymbol{\mu}^{\text{back}}(\mathbf{a}_i), \boldsymbol{\Sigma}_i^{\text{back}}\right), \quad (8)$$

with

$$\begin{cases} \boldsymbol{\mu}^{\text{back}}(\mathbf{a}_i) = \mathbf{h}(\mathbf{a}_i) - \mathbf{f}_i \Delta\tau + g_{\tau_i}^2 \mathbf{S}_{\theta^*}(\mathbf{h}(\mathbf{a}_i), \tau_i) \Delta\tau \\ \boldsymbol{\Sigma}_i^{\text{back}} = g_{\tau_i}^2 \Delta\tau \mathbf{I}. \end{cases} \quad (9)$$

where $\mathbf{h}(\mathbf{a}_i)$ is the result of one-step Langevin MCMC:

$$\mathbf{h}(\mathbf{a}_i) = \mathbf{a}_i + \epsilon_{\tau_i} \mathbf{S}_{\theta^*}(\mathbf{a}_i, \tau_i) + \sqrt{2\epsilon_{\tau_i}} \boldsymbol{\zeta}, \quad \boldsymbol{\zeta} \sim \mathcal{N}_{\mathbb{C}}(\mathbf{0}, \mathbf{I}). \quad (10)$$

Note that $\epsilon_{\tau_i} = (\sigma_{\tau_i} \cdot r)^2$ denotes the Langevin step size ($r > 0$) [33]. Starting from Gaussian noise, i.e., $\mathbf{a}_N \sim \mathcal{N}_{\mathbb{C}}(\mathbf{0}, \mathbf{I})$, the above conditional sampling procedure is iterated to ultimately generate an audio signal \mathbf{a}_0 from the learned distribution.

C. Tweedie's formula

Numerous works use Tweedie's formula [34] to solve inverse problems with diffusion models. Tweedie's formula provides an expression for the posterior mean of the intractable distribution $p(\mathbf{a}_0|\mathbf{a}_i)$. Given the Gaussian conditional density $p(\mathbf{a}_i|\mathbf{a}_0)$ in (7), the posterior mean $\mathbb{E}_{p_{i0}(\mathbf{a}_0|\mathbf{a}_i)}[\mathbf{a}_0]$ can be approximated as

$$\hat{\mathbf{a}}_{0,i} = \mathbb{E}_{p_{i0}(\mathbf{a}_0|\mathbf{a}_i)}[\mathbf{a}_0] \approx \frac{\mathbf{a}_i + \sigma_{\tau_i}^2 \mathbf{S}_{\theta^*}(\mathbf{a}_i, \tau_i)}{\delta_i}. \quad (11)$$

This expectation corresponds to a Gaussian denoising operation applied to the perturbed signal \mathbf{a}_i , yielding an estimate of \mathbf{a}_0 at every reverse iteration.

III. PRIOR WORK: DIFFUSION-BASED SPEECH AND NMF-BASED NOISE PRIORS WITH IMPLICIT NOISE MODELING

A. Problem formulation

To perform SE, we assume the additive mixture model

$$\mathbf{x} = \mathbf{s} + \mathbf{n}, \quad (12)$$

where \mathbf{x} , \mathbf{s} , and \mathbf{n} denote the STFT arrays of noisy speech, clean speech, and background noise, respectively. The additive noise is modeled as $\mathbf{n} \sim \mathcal{N}_{\mathbb{C}}(\mathbf{0}, \text{diag}(\mathbf{v}_{\phi}))$, where $\mathbf{v}_{\phi} = \text{vec}(\mathbf{W}\mathbf{H})$, \mathbf{W} and \mathbf{H} are low-rank, non-negative matrices, and $\text{vec}(\cdot)$ denotes the vectorization operator. Concretely, \mathbf{W} contains spectral templates, and \mathbf{H} encodes their time-varying activations [35]. The product $\mathbf{W}\mathbf{H}$ is intended to approximate the true noise spectrogram.

In the unsupervised SE setting considered in prior work, the goal is to estimate the clean speech \mathbf{s} together with the noise parameters $\phi = \{\mathbf{W}, \mathbf{H}\}$. This amounts to maximizing the observed-data log-likelihood given by:

$$\mathcal{L}(\phi; \mathbf{x}) = \log p_{\phi}(\mathbf{x}) = \log \int p_{\phi}(\mathbf{x}, \mathbf{s}) d\mathbf{s}, \quad (13)$$

which is intractable to compute. Instead, an EM procedure is followed by iteratively optimizing the following expected complete-data log-likelihood over ϕ :

$$\mathcal{Q}(\phi; \phi_c) = \mathbb{E}_{p_{\phi_c}(\mathbf{s}|\mathbf{x})}[\log p_{\phi}(\mathbf{x}, \mathbf{s})], \quad (14)$$

where ϕ_c denotes the current estimate of ϕ . In the E-step, the intractable expectation is approximated via Monte Carlo, by drawing

samples from the posterior $p_{\phi_c}(\mathbf{s}|\mathbf{x})$ given the current parameter estimate ϕ_c . More precisely, we have:

$$\hat{\mathcal{Q}}(\phi; \phi_c) = \frac{1}{B} \sum_{b=1}^B \log p_{\phi}(\mathbf{x}, \mathbf{s}^b), \quad (15)$$

where $\mathbf{s}^b \sim p_{\phi_c}(\mathbf{s}|\mathbf{x})$ and B is the number of posterior samples. The M-step corresponds to the optimization problem below:

$$\phi^* \approx \underset{\phi \geq 0}{\text{argmax}} [\hat{\mathcal{Q}}(\phi; \phi_c)] \quad (16)$$

$$= \underset{\phi \geq 0}{\text{argmax}} \frac{1}{B} \sum_{b=1}^B \sum_j \frac{(\mathbf{x} - \mathbf{s}^b)_j^H (\mathbf{x} - \mathbf{s}^b)_j}{\mathbf{v}_{\phi,j}} + \log \mathbf{v}_{\phi,j}, \quad (17)$$

which is solved using the multiplicative update rules [36]. In the above formula, the subscript j denotes the j^{th} entries of the associated variables, and H is the conjugate transpose.

Recall that the goal of SE is to recover an accurate estimate of the clean speech signal. In the EM framework, this objective is achieved by sampling from the posterior in the E-step. The more accurate the speech prior and the noise parameters ϕ are, the more reliable the posterior samples of \mathbf{s} become. What remains is to clarify how to sample from this posterior using the diffusion model. Depending on the chosen construction, this leads to different E-step algorithms.

As discussed in Section II-B, unconditional sampling from the clean-speech distribution is performed by estimating the score function $\nabla_{\mathbf{s}_i} \log p_i(\mathbf{s}_i)$ and integrating the reverse SDE (6). In a similar spirit, a common way to sample from the posterior $p_{\phi_c}(\mathbf{s}|\mathbf{x})$, given the current noise parameter ϕ_c obtained at the previous M-step, is to approximate the posterior score. By Bayes' rule, $p_{\phi_c}(\mathbf{s}|\mathbf{x}) \propto p_{\phi_c}(\mathbf{x}|\mathbf{s})p(\mathbf{s})$, so the corresponding score decomposes as a sum of a likelihood term and the prior score:

$$\nabla_{\mathbf{s}_i} \log p_{\phi_c}(\mathbf{s}_i|\mathbf{x}) = \nabla_{\mathbf{s}_i} \log p_{\phi_c}(\mathbf{x}|\mathbf{s}_i) + \nabla_{\mathbf{s}_i} \log p_i(\mathbf{s}_i). \quad (18)$$

Replacing the second term with the learned score model, the associated reverse SDE used to sample from the posterior at the current EM iteration can then be written as:

$$\mathbf{s}_{i-1} = \mathbf{s}_i - \mathbf{f}_i \Delta\tau + g_{\tau_i}^2 [\nabla_{\mathbf{s}_i} \log p_{\phi_c}(\mathbf{x}|\mathbf{s}_i) + \mathbf{S}_{\theta^*}^{\mathbf{s}}(\mathbf{s}_i, \tau_i)] \Delta\tau + g_{\tau_i} \sqrt{\Delta\tau} \boldsymbol{\zeta}. \quad (19)$$

Regarding the likelihood term $p_{\phi_c}(\mathbf{x}|\mathbf{s}_i)$, marginalizing over \mathbf{s} gives

$$p_{\phi_c}(\mathbf{x}|\mathbf{s}_i) = \int p_{\phi_c}(\mathbf{x}|\mathbf{s}) p(\mathbf{s}|\mathbf{s}_i) d\mathbf{s}, \quad (20)$$

which is intractable due to $p(\mathbf{s}|\mathbf{s}_i)$. A large body of work has proposed approximations of this likelihood in the context of inverse problems with diffusion models [23]. In the following subsections, we briefly review how [19]–[21] approximate $p_{\phi_c}(\mathbf{x}|\mathbf{s}_i)$ and perform the posterior sampling required in the E-step.

B. UDiffSE

To simplify the likelihood computation at inference, a non-informative prior assumption was proposed by [37], which leads to $p(\mathbf{s}|\mathbf{s}_i) \propto p(\mathbf{s}_i|\mathbf{s})p(\mathbf{s}) \propto p(\mathbf{s}_i|\mathbf{s})$. UDiffSE [19] leverages this assumption, which combined with (7) leads to:

$$p(\mathbf{s}|\mathbf{s}_i) \approx \tilde{p}(\mathbf{s}|\mathbf{s}_i) = \mathcal{N}_{\mathbb{C}}\left(\frac{\mathbf{s}}{\delta_i}, \frac{\sigma_{\tau_i}^2}{\delta_i^2} \mathbf{I}\right). \quad (21)$$

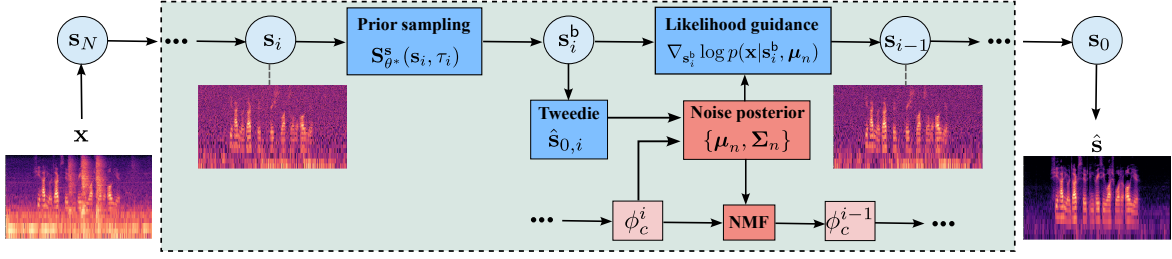


Fig. 1: Schematic diagram of the DiffUSEEN algorithm.

This results in an approximate likelihood, referred to as the *noise-perturbed pseudo-likelihood*, defined as:

$$\tilde{p}_{\phi_c}(\mathbf{x}|\mathbf{s}_i) = \mathcal{N}_{\mathbb{C}}\left(\frac{\mathbf{s}_i}{\delta_i}, \mathbf{J}_{i,\phi_c}\right), \quad (22)$$

where $\mathbf{J}_{i,\phi_c} = \frac{\sigma_{\tau_i}^2}{\delta_i^2} \mathbf{I} + \text{diag}(\mathbf{v}_{\phi_c})$. Therefore, we have

$$\nabla_{\mathbf{s}_i} \tilde{p}_{\phi_c}(\mathbf{x}|\mathbf{s}_i) = \frac{1}{\delta_{\tau_i}} \mathbf{J}_{i,\phi_c}^{-1} \left(\mathbf{x} - \frac{\mathbf{s}_i}{\delta_i} \right). \quad (23)$$

A scaling factor λ_i is introduced to balance the contributions of the prior score and the likelihood score in the posterior sampling step formulated below:

$$\begin{aligned} \mathbf{s}_{i-1} = \mathbf{s}_i - \mathbf{f}_i \Delta\tau + g_{\tau_i}^2 \left[\lambda_i \nabla_{\mathbf{s}_i} \log \tilde{p}_{\phi_c}(\mathbf{x}|\mathbf{s}_i) + \right. \\ \left. \mathbf{S}_{\theta^*}^s(\mathbf{s}_i, \tau_i) \right] \Delta\tau + g_{\tau_i} \sqrt{\Delta\tau} \boldsymbol{\zeta}. \end{aligned} \quad (24)$$

At each E-step, the reverse SDE iterations in (24) are performed, starting from Gaussian noise. The resulting samples are then used in the M-step to update the parameter ϕ , and the EM steps are repeated until convergence (typically within five iterations) [19].

C. UDiffSE+

To reduce the inference time of UDiffSE, [20] propose interleaving the M-step with the reverse iterations in (24), and using Tweedie's formula (11) to obtain the clean-speech estimate required to update ϕ . In this way, the noise parameters are updated progressively during the reverse pass, rather than only after it is complete, which reduces the overall number of reverse passes to a single round.

D. DEPSE-IL and DEPSE-TL

Instead of explicitly incorporating the likelihood gradient term $\nabla_{\mathbf{s}_i} \log p_{\phi_c}(\mathbf{x}|\mathbf{s}_i)$ to guide the generation of clean speech from noisy observations, [21] propose to model directly the transition distribution

$$p_{\phi_c}(\mathbf{s}_{i-1}|\mathbf{s}_i, \mathbf{x}) \propto p_{\phi_c}(\mathbf{x}|\mathbf{s}_{i-1}) p(\mathbf{s}_{i-1}|\mathbf{s}_i),$$

where $p(\mathbf{s}_{i-1}|\mathbf{s}_i)$ is the prior transition used in (8). This approach, called DEPSE-IL, removes the need for the scaling factor λ_i , but still requires an approximation of the likelihood term.

In addition, [21] introduce an alternative strategy, DEPSE-TL, which applies the forward diffusion process to the noisy speech (using the discretized form of (2) applied to \mathbf{x}). This yields a modified transition distribution

$$p_{\phi_c}(\mathbf{s}_{i-1}|\mathbf{s}_i, \mathbf{x}_{i-1}) \propto p_{\phi_c}(\mathbf{x}_{i-1}|\mathbf{s}_{i-1}) p(\mathbf{s}_{i-1}|\mathbf{s}_i),$$

for which the likelihood term $p_{\phi_c}(\mathbf{x}_{i-1}|\mathbf{s}_{i-1})$ is fully tractable.

IV. DIFFUSION-BASED SPEECH AND NMF-BASED NOISE PRIORS WITH EXPLICIT NOISE MODELING

In the previous sections, we reviewed unsupervised SE methods that rely on a diffusion-based speech prior and NMF-based noise modeling, where, given the observation model in (12), only the speech \mathbf{s} is treated as a latent variable. The noise \mathbf{n} influences the model only through its NMF-structured covariance in the likelihood term $p(\mathbf{x}|\mathbf{s})$. While this simplifies inference, the algorithm is still guided by a mixture that contains unknown noise, and the data-guidance term is preconditioned by the inverse NMF covariance, i.e., it applies an anisotropic weighting across time–frequency bins. When the NMF structure is imperfect, this can over- or under-emphasize certain bins, leading to a poorly conditioned and less stable convergence toward the data. It may also fail to properly enforce the mixture-consistency constraint imposed by the observation model.

To address these shortcomings, we extend the generative framework by introducing DiffUSEEN (Diffusion-based Unsupervised Speech Enhancement with Explicit Noise Modeling) illustrated in Fig. 1, in which both \mathbf{s} and \mathbf{n} are treated as latent variables in the observation model. Intuitively, by jointly sampling speech and noise, the reconstructed mixture $\hat{\mathbf{s}} + \hat{\mathbf{n}}$ can better match the noisy observation \mathbf{x} , leading to improved enhancement quality, as confirmed by our experiments. This formulation also prepares the ground for our approaches in Section V, where we replace NMF-based noise modeling with a learned diffusion prior.

In the proposed approach, we explicitly model the noise \mathbf{n} as a latent variable with prior $\mathbf{n} \sim \mathcal{N}_{\mathbb{C}}(\mathbf{0}, \text{diag}(\mathbf{v}_{\phi}))$, parameterized by NMF as before. Moreover, we introduce an additional small Gaussian perturbation in the observation model to simplify the derivations. Specifically, we assume:

$$\mathbf{x} = \mathbf{s} + \mathbf{n} + \mathbf{r}, \quad (25)$$

where $\mathbf{r} \sim \mathcal{N}_{\mathbb{C}}(\mathbf{0}, \sigma_r^2 \mathbf{I})$, and σ_r^2 is a known, small constant.

The noise parameters ϕ are estimated by maximizing the observed-data log-likelihood $\log p_{\phi}(\mathbf{x})$, similarly to (13), which, however, leads to an intractable expression. To address this, we follow the EM procedure and instead optimize the expected complete-data log-likelihood over ϕ :

$$\mathcal{Q}(\phi; \phi_c) = \mathbb{E}_{p_{\phi_c}(\mathbf{s}, \mathbf{n}|\mathbf{x})} [\log p_{\phi}(\mathbf{x}, \mathbf{s}, \mathbf{n})], \quad (26)$$

where ϕ_c denotes the current estimate of ϕ .

To approximate the expectation in (26) via Monte Carlo, we sample from the joint posterior $p_{\phi_c}(\mathbf{s}, \mathbf{n}|\mathbf{x})$. We do so using Gibbs sampling, decomposing the joint draw into two conditional updates: first, we sample \mathbf{s} from $p(\mathbf{s}|\mathbf{x}, \mathbf{n})$ given the current estimate of \mathbf{n} ; then, we sample \mathbf{n} from $p_{\phi_c}(\mathbf{n}|\mathbf{x}, \mathbf{s})$ using the newly updated \mathbf{s} .

Mathematically,

$$\begin{cases} \mathbf{s} \sim p(\mathbf{s}|\mathbf{x}, \mathbf{n}), \\ \mathbf{n} \sim p_{\phi_c}(\mathbf{n}|\mathbf{x}, \mathbf{s}). \end{cases} \quad (27a) \quad (27b)$$

1) *E-step for sampling s*: To sample \mathbf{s} in (27a), we follow the procedure of UDiffUSE+ [20] by replacing $\nabla_{\mathbf{s}_i} \log p_i(\mathbf{s}_i)$ in (6) with the following posterior-based score term:

$$\nabla_{\mathbf{s}_i} \log p(\mathbf{s}_i|\mathbf{x}, \mathbf{n}) = \nabla_{\mathbf{s}_i} \log p(\mathbf{x}|\mathbf{s}_i, \mathbf{n}) + \nabla_{\mathbf{s}_i} \log p_i(\mathbf{s}_i). \quad (28)$$

We also need to approximate the intractable likelihood $p(\mathbf{x}|\mathbf{s}_i, \mathbf{n})$:

$$\begin{aligned} p(\mathbf{x}|\mathbf{s}_i, \mathbf{n}) &= \int p(\mathbf{x}, \mathbf{s}_0|\mathbf{s}_i, \mathbf{n}) d\mathbf{s}_0 \\ &= \int p(\mathbf{x}|\mathbf{s}_0, \mathbf{n}) p(\mathbf{s}_0|\mathbf{s}_i) d\mathbf{s}_0. \end{aligned} \quad (29)$$

Here, $p(\mathbf{x}|\mathbf{s}_0, \mathbf{n}) = \mathcal{N}_{\mathbb{C}}(\mathbf{s}_0 + \mathbf{n}, \sigma_r^2 \mathbf{I})$. Assuming an uninformative prior $p(\mathbf{s}_0)$ and using (7), we obtain the following Gaussian approximation:

$$\tilde{p}(\mathbf{x}|\mathbf{s}_i, \mathbf{n}) = \mathcal{N}_{\mathbb{C}}\left(\frac{\mathbf{s}_i}{\delta_i^2} + \mathbf{n}, \left(\frac{\sigma_{\tau_i}^2}{\delta_i^2} + \sigma_r^2\right) \mathbf{I}\right). \quad (30)$$

Compared to (22), the covariance matrix here is diagonal, and the mixture consistency is explicitly taken into account. The likelihood score term in (28) is then approximated as:

$$\nabla_{\mathbf{s}_i} \log \tilde{p}(\mathbf{x}|\mathbf{s}_i, \mathbf{n}) = \frac{1}{\delta_i^2} \left[\frac{\sigma_{\tau_i}^2}{\delta_i^2} + \sigma_r^2 \right]^{-1} \left(\mathbf{x} - \left(\frac{\mathbf{s}_i}{\delta_i^2} + \mathbf{n} \right) \right). \quad (31)$$

Finally, the clean speech samples are drawn using the reverse SDE:

$$\begin{aligned} \mathbf{s}_{i-1} &= \mathbf{s}_i - \mathbf{f}_i \Delta\tau + g_{\tau_i}^2 \left[\lambda_i \nabla_{\mathbf{s}_i} \log \tilde{p}(\mathbf{x}|\mathbf{s}_i, \mathbf{n}) + \right. \\ &\quad \left. \mathbf{S}_{\theta^*}^{\mathbf{s}}(\mathbf{s}_i, \tau_i) \right] \Delta\tau + g_{\tau_i} \sqrt{\Delta\tau} \boldsymbol{\zeta}. \end{aligned} \quad (32)$$

In practice, λ_i is set using a scheduler function. Moreover, the reverse SDE (32) is numerically solved by first running a prior sampling step, as done in (8)-(10), followed by a data-consistency update (via the posterior score), to take into account \mathbf{x} .

2) *E-step for sampling n*: To sample \mathbf{n} , the posterior in (27b) can be computed in closed form:

$$p_{\phi_c}(\mathbf{n}|\mathbf{x}, \mathbf{s}) \propto p(\mathbf{x}|\mathbf{s}, \mathbf{n}) p_{\phi_c}(\mathbf{n}), \quad (33)$$

which, since both distributions are Gaussian, leads to

$$p_{\phi_c}(\mathbf{n}|\mathbf{x}, \mathbf{s}) = \mathcal{N}_{\mathbb{C}}(\boldsymbol{\mu}_n, \boldsymbol{\Sigma}_n), \quad (34)$$

where

$$\begin{cases} \boldsymbol{\mu}_n = \frac{\mathbf{v}_{\phi_c}}{\sigma_r^2 + \mathbf{v}_{\phi_c}} (\mathbf{x} - \mathbf{s}), \\ \boldsymbol{\Sigma}_n = \frac{\sigma_r^2 \mathbf{v}_{\phi_c}}{\sigma_r^2 + \mathbf{v}_{\phi_c}}. \end{cases} \quad (35a) \quad (35b)$$

Here, divisions and multiplications are to be interpreted element-wise. When computing (35a), we approximate \mathbf{s} using Tweedie's formula $\hat{\mathbf{s}}_{0,i}$ (11). The posterior mean $\boldsymbol{\mu}_n$ is then used as the current estimate of the noise in (31). In practice, we use $\boldsymbol{\mu}_n$ as the noise estimate when sampling \mathbf{s} from $p(\mathbf{s}|\mathbf{x}, \mathbf{n})$ and, conversely, we use $\hat{\mathbf{s}}_{0,i}$ as the speech estimate when sampling \mathbf{n} from $p_{\phi_c}(\mathbf{n}|\mathbf{x}, \mathbf{s})$.

3) *M-step*: As stated earlier, the M-step maximizes (26) with respect to ϕ , which can be rewritten as

$$\max_{\phi} \mathbb{E}_{p_{\phi_c}(\mathbf{s}, \mathbf{n}|\mathbf{x})} [\log p_{\phi}(\mathbf{n})]. \quad (36)$$

Algorithm 1 DiffUSEEN

Input: $\mathbf{x}, N, \lambda, \sigma_r^2, \phi_c^N = \{\mathbf{W}_0, \mathbf{H}_0\}$

```

1:  $\mathbf{s}_N \sim \mathcal{N}_{\mathbb{C}}(\mathbf{x}, \sigma_{\tau_N}^2 \mathbf{I}), \Delta\tau \leftarrow \frac{1}{N}$ 
2: for  $i = N, \dots, 1$  do
3:    $\tau_i \leftarrow i\Delta, \lambda_i \leftarrow \text{SCHEDULER}_{\lambda}(i)$ 
4:   Compute  $\{\boldsymbol{\mu}^{\text{back}}(\mathbf{s}_i), \mathbf{S}_i^{\text{back}}\}$  using (9)  $\triangleright$  (Predictor-Corrector)
5:    $\mathbf{s}_i^b \leftarrow \boldsymbol{\mu}^{\text{back}}(\mathbf{s}_i) + \sqrt{\boldsymbol{\Sigma}_i^{\text{back}}} \boldsymbol{\zeta}, \boldsymbol{\zeta} \sim \mathcal{N}_{\mathbb{C}}(\mathbf{0}, \mathbf{I})$ 
6:    $\hat{\mathbf{s}}_{0,i} = \delta_i^{-1} (\mathbf{s}_i^b + \sigma_{\tau_i}^2 \mathbf{S}_{\theta^*}^{\mathbf{s}}(\mathbf{s}_i^b, \tau_i))$   $\triangleright$  Estimate of  $\mathbf{s}_0$ 
7:   Compute  $\{\boldsymbol{\mu}_n, \boldsymbol{\Sigma}_n\}$  via (35) with  $\mathbf{s} = \mathbf{s}_{0,i}$   $\triangleright$  Noise posterior
8:    $\mathbf{s}_{i-1} \leftarrow \mathbf{s}_i^b + \lambda_i g_{\tau_i}^2 \nabla_{\mathbf{s}_i} \log \tilde{p}_{\phi_c^i}(\mathbf{x} | \mathbf{s}_i^b, \boldsymbol{\mu}_n) \Delta\tau$ 
9:    $\phi_c^{i-1} = \text{NMF}(|\boldsymbol{\mu}_n|^2 + \boldsymbol{\Sigma}_n)$   $\triangleright$  Parameters update
10: end for
11: Output:  $\hat{\mathbf{s}} = \mathbf{s}_0$ 
```

By factorizing $p_{\phi_c}(\mathbf{s}, \mathbf{n}|\mathbf{x}) = p_{\phi_c}(\mathbf{n}|\mathbf{x}, \mathbf{s}) p(\mathbf{s}|\mathbf{x})$ and noting that $p(\mathbf{s}|\mathbf{x})$ does not depend on ϕ , this simplifies to

$$\max_{\phi} \mathbb{E}_{p_{\phi_c}(\mathbf{n}|\mathbf{x}, \mathbf{s})} [\log p_{\phi}(\mathbf{n})]. \quad (37)$$

Substituting the prior distribution of \mathbf{n} , the above problem becomes

$$\min_{\phi} \mathbb{E}_{p_{\phi_c}(\mathbf{n}|\mathbf{x}, \mathbf{s})} \left[\sum_j \frac{|n_{j,j}|^2}{v_{\phi,j}} + \log v_{\phi,j} \right], \quad (38)$$

which, by incorporating the noise posterior (34), results in

$$\min_{\phi} \sum_j \frac{|\boldsymbol{\mu}_{n,j}|^2 + \boldsymbol{\Sigma}_{n,j}}{v_{\phi,j}} + \log v_{\phi,j}, \quad (39)$$

where the subscript j denotes the j^{th} entry of the associated variables. This is a standard NMF problem with the Itakura-Saito (IS) divergence loss, which can be solved using the same multiplicative update rules as in the previous algorithms. The overall algorithm iterates over all the steps discussed above and is summarized in Alg. 1.

V. DIFFUSION-BASED SPEECH AND NOISE PRIORS

In the previous methods, noise was modeled by imposing an NMF structure on its covariance. Despite the success of this strategy, we hypothesize that performance can be improved with a more expressive noise model. Therefore, we propose to model the noise prior distribution with a diffusion model, as is done for clean speech. Furthermore, instead of learning two separate score models for speech and noise, we train a *joint* score model conditioned on a label κ indicating whether the input is speech ($\kappa = 1$) or noise ($\kappa = 0$).

In this framework, SE is addressed purely through diffusion-based posterior sampling. Since no noise-related parameter is optimized at inference, there is no M-step, in contrast to the previous EM-based approaches; only a posterior sampling procedure is required. We refer to this framework as ParaDiffUSE (Parallel Diffusion Model for Unsupervised Speech Enhancement), depicted in Fig. 2. Within ParaDiffUSE, we propose two variants: ParaDiffUSE-IN, which *implicitly* accounts for noise in the posterior sampling, and ParaDiffUSE-EN, which *explicitly* samples from the posterior noise distribution. In both cases, we assume access to a pre-trained joint speech-noise score model, denoted $\mathbf{S}_{\psi}(\mathbf{s}_t, t, \kappa)$. For brevity, we write $\mathbf{S}_{\psi}^{\mathbf{s}}(\mathbf{s}_t, t) = \mathbf{S}_{\psi}(\mathbf{s}_t, t, 1)$ and $\mathbf{S}_{\psi}^{\mathbf{n}}(\mathbf{n}_t, t) = \mathbf{S}_{\psi}(\mathbf{n}_t, t, 0)$.

Compared to [25], which uses separate models for speech and acoustic noise, our joint model can naturally be extended to multiple

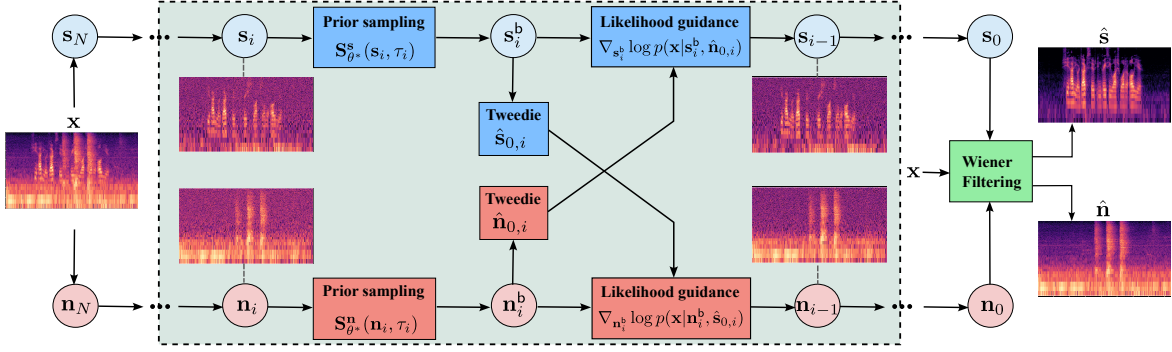


Fig. 2: Schematic diagram of the ParaDiffUSE algorithm.

Algorithm 2 ParaDiffUSE-IN

Input: \mathbf{x}, N, λ

- 1: $\mathbf{s}_N \sim \mathcal{N}_{\mathbb{C}}(\mathbf{x}, \sigma_{\tau_N}^2 \mathbf{I})$, $\Delta\tau \leftarrow \frac{1}{N}$
 - 2: **for** $i = N, \dots, 1$ **do**
 - 3: $\tau_i \leftarrow i\Delta$, $\lambda_i \leftarrow \text{SCHEDULER}_{\lambda}(i)$
 - 4: Compute $\{\boldsymbol{\mu}^{\text{back}}(\mathbf{s}_i), \boldsymbol{\Sigma}_i^{\text{back}}\}$ using (9) \triangleright (Predictor-Corrector)
 - 5: $\mathbf{s}_i^{\text{back}} \leftarrow \boldsymbol{\mu}^{\text{back}}(\mathbf{s}_i) + \sqrt{\boldsymbol{\Sigma}_i^{\text{back}}} \boldsymbol{\zeta}$, $\boldsymbol{\zeta} \sim \mathcal{N}_{\mathbb{C}}(\mathbf{0}, \mathbf{I})$
 - 6: $\mathbf{n}_i \leftarrow \mathbf{x} - \delta_i^{-1}(\mathbf{s}_i^{\text{back}} - \sigma_{\tau_i} \boldsymbol{\zeta})$, $\boldsymbol{\zeta} \sim \mathcal{N}_{\mathbb{C}}(\mathbf{0}, \mathbf{I})$
 - 7: $\nabla_{\mathbf{s}_i^{\text{back}}} \log \tilde{p}(\mathbf{x}|\mathbf{s}_i^{\text{back}}) \leftarrow -\delta_i^{-1} \mathbf{S}_{\psi^*}^{\mathbf{n}}(\mathbf{n}_i, \tau_i)$
 - 8: $\mathbf{s}_{i-1} \leftarrow \mathbf{s}_i^{\text{back}} + \lambda_i g_i^2 \nabla_{\mathbf{s}_i^{\text{back}}} \log \tilde{p}(\mathbf{x}|\mathbf{s}_i^{\text{back}}) \Delta\tau$ \triangleright \mathbf{x} -consistency
 - 9: **end for**
 - 10: **Output:** $\hat{\mathbf{s}} = \mathbf{s}_0$
-

labels, $\{\text{speech}, \text{noise}_1, \text{noise}_2, \dots\}$, which is useful when the noise type is known or can be estimated beforehand. A separate-model approach would then require training and maintaining several distinct noise models, which may be impractical. Moreover, unlike supervised methods, which require paired clean-noisy speech, training ParaDiffUSE-type models does not rely on such pairs: separate speech and noise corpora are sufficient. This also makes it possible to fine-tune the noise branch of the score model on a new noise dataset without having to construct new noisy mixtures.

A. Implicit noise modeling: ParaDiffUSE-IN

We first adopt an implicit noise-modeling framework, as in the previous methods [19]–[21], with the key difference that the noise prior is now modeled by a diffusion process instead of NMF. Using the observation model in (12), our goal is to recover the clean speech signal via posterior sampling, leveraging the pre-trained (joint) speech and noise diffusion model. To this end, we follow the UDiffUSE+ framework, in which the likelihood is written as

$$\begin{aligned} p(\mathbf{x}|\mathbf{s}_i) &= \int p(\mathbf{x}, \mathbf{s}|\mathbf{s}_i) d\mathbf{s} = \int p(\mathbf{x}|\mathbf{s}) p(\mathbf{s}|\mathbf{s}_i) d\mathbf{s} \\ &= \int p_n(\mathbf{x} - \mathbf{s}) p(\mathbf{s}|\mathbf{s}_i) d\mathbf{s}. \end{aligned} \quad (40)$$

The intractable conditional distribution $p(\mathbf{s}|\mathbf{s}_i)$ is approximated as in (21). By performing the change of variable

$$\mathbf{s} = \frac{\mathbf{s}_i}{\delta_i} + \frac{\sigma_{\tau_i}}{\delta_i} \mathbf{z}, \quad \mathbf{z} \sim \mathcal{N}_{\mathbb{C}}(\mathbf{0}, \mathbf{I}),$$

we can rewrite (40) as

$$p(\mathbf{x}|\mathbf{s}_i) \approx \tilde{p}(\mathbf{x}|\mathbf{s}_i) = \mathbb{E}_{\mathbf{z} \sim \mathcal{N}_{\mathbb{C}}(\mathbf{0}, \mathbf{I})} \left[p_n \left(\mathbf{x} - \frac{\mathbf{s}_i}{\delta_i} - \frac{\sigma_{\tau_i}}{\delta_i} \mathbf{z} \right) \right]. \quad (41)$$

Approximating this expectation with a single Monte Carlo sample yields

$$\tilde{p}(\mathbf{x}|\mathbf{s}_i) \approx p_n \left(\mathbf{x} - \frac{\mathbf{s}_i}{\delta_i} - \frac{\sigma_{\tau_i}}{\delta_i} \mathbf{z} \right), \quad \mathbf{z} \sim \mathcal{N}_{\mathbb{C}}(\mathbf{0}, \mathbf{I}). \quad (42)$$

The approximate likelihood score is obtained via the chain rule as

$$\begin{aligned} \nabla_{\mathbf{s}_i} \log \tilde{p}(\mathbf{x}|\mathbf{s}_i) &\approx -\frac{1}{\delta_i} \nabla_{\mathbf{n}_i} \log p_n(\mathbf{n}_i) \Big|_{\mathbf{n}_i = \mathbf{x} - \frac{\mathbf{s}_i}{\delta_i} - \frac{\sigma_{\tau_i}}{\delta_i} \mathbf{z}} \\ &\approx -\frac{1}{\delta_i} \mathbf{S}_{\psi^*}^{\mathbf{n}}(\mathbf{n}_i, \tau_i) \Big|_{\mathbf{n}_i = \mathbf{x} - \frac{\mathbf{s}_i}{\delta_i} - \frac{\sigma_{\tau_i}}{\delta_i} \mathbf{z}} \\ &= -\frac{1}{\delta_i} \mathbf{S}_{\psi^*}^{\mathbf{n}} \left(\mathbf{x} - \frac{\mathbf{s}_i}{\delta_i} - \frac{\sigma_{\tau_i}}{\delta_i} \mathbf{z}, \tau_i \right). \end{aligned} \quad (43)$$

The clean speech is then sampled iteratively by applying

$$\begin{aligned} \mathbf{s}_{i-1} &= \mathbf{s}_i - \mathbf{f}_i \Delta\tau \\ &+ g_{\tau_i}^2 \left[-\frac{\lambda_i}{\delta_i} \mathbf{S}_{\psi^*}^{\mathbf{n}} \left(\mathbf{x} - \frac{\mathbf{s}_i}{\delta_i} - \frac{\sigma_{\tau_i}}{\delta_i} \mathbf{z}, \tau_i \right) + \mathbf{S}_{\theta^*}^{\mathbf{s}}(\mathbf{s}_i, \tau_i) \right] \Delta\tau \\ &+ g_{\tau_i} \sqrt{\Delta\tau} \boldsymbol{\zeta}. \end{aligned} \quad (44)$$

where $\boldsymbol{\zeta}$ denotes standard complex Gaussian noise. The overall ParaDiffUSE-IN algorithm is summarized in Alg. 2.

B. Explicit noise modeling: ParaDiffUSE-EN

In this section, we follow an approach similar to DiffUSEEN by explicitly modeling the noise as a latent variable. We adopt the observation model in (25) and formulate SE as a joint posterior sampling problem, i.e., $(\mathbf{s}, \mathbf{n}) \sim p(\mathbf{s}, \mathbf{n}|\mathbf{x})$. To this end, we proceed as in the E-step of DiffUSEEN and use Gibbs sampling to draw from the joint posterior. Specifically, given a noise estimate \mathbf{n}^* , we sample the clean speech from

$$p(\mathbf{s}|\mathbf{x}, \mathbf{n}^*) \propto p(\mathbf{x}|\mathbf{s}, \mathbf{n}^*) p(\mathbf{s}),$$

and, given a speech estimate \mathbf{s}^* , we sample the noise from

$$p(\mathbf{n}|\mathbf{x}, \mathbf{s}^*) \propto p(\mathbf{x}|\mathbf{s}^*, \mathbf{n}) p(\mathbf{n}).$$

Within the reverse iterations, we approximate the posterior scores as follows:

$$\nabla_{\mathbf{s}_i} \log p_i(\mathbf{s}_i|\mathbf{x}, \hat{\mathbf{n}}_{0,i}) = \nabla_{\mathbf{s}_i} \log p(\mathbf{x}|\mathbf{s}_i, \hat{\mathbf{n}}_{0,i}) + \nabla_{\mathbf{s}_i} \log p_i(\mathbf{s}_i),$$

when sampling \mathbf{s} , and similarly:

$$\nabla_{\mathbf{n}_i} \log p_i(\mathbf{n}_i | \mathbf{x}, \hat{\mathbf{s}}_{0,i}) = \nabla_{\mathbf{n}_i} \log p(\mathbf{x} | \hat{\mathbf{s}}_{0,i}, \mathbf{n}_i) + \nabla_{\mathbf{n}_i} \log p_i(\mathbf{n}_i),$$

when sampling \mathbf{n} . Here, \mathbf{n}^* and \mathbf{s}^* are replaced by the Tweedie estimates $\hat{\mathbf{n}}_{0,i}$ and $\hat{\mathbf{s}}_{0,i}$, respectively.

To simplify the likelihood terms $p(\mathbf{x} | \mathbf{s}_i, \hat{\mathbf{n}}_{0,i})$ and $p(\mathbf{x} | \hat{\mathbf{s}}_{0,i}, \mathbf{n}_i)$, we employ the uninformative prior assumption. Specifically, we derive:

$$p(\mathbf{x} | \mathbf{s}_i, \hat{\mathbf{n}}_{0,i}) = \int p(\mathbf{x}, \mathbf{s} | \mathbf{s}_i, \hat{\mathbf{n}}_{0,i}) d\mathbf{s}, \quad (45)$$

$$= \int p(\mathbf{x} | \mathbf{s}, \hat{\mathbf{n}}_{0,i}) p(\mathbf{s} | \mathbf{s}_i) d\mathbf{s}. \quad (46)$$

Using $p(\mathbf{x} | \mathbf{s}, \hat{\mathbf{n}}_{0,i}) = \mathcal{N}_{\mathbb{C}}(\mathbf{x} - \hat{\mathbf{n}}_{0,i}, \sigma_r^2 \mathbf{I})$ together with (21), we perform the following approximation

$$p(\mathbf{x} | \mathbf{s}_i, \hat{\mathbf{n}}_{0,i}) \approx \tilde{p}(\mathbf{x} | \mathbf{s}_i, \hat{\mathbf{n}}_{0,i}) = \mathcal{N}_{\mathbb{C}}\left(\frac{\mathbf{s}_i}{\delta_i} + \hat{\mathbf{n}}_{0,i}, \left(\frac{\sigma_{\tau_i}^2}{\delta_i^2} + \sigma_r^2\right) \mathbf{I}\right). \quad (47)$$

The corresponding likelihood score is given by:

$$\nabla_{\mathbf{s}_i} \tilde{p}(\mathbf{x} | \mathbf{s}_i, \hat{\mathbf{n}}_{0,i}) = \frac{1}{\delta_i} \left[\frac{\sigma_{\tau_i}^2}{\delta_i^2} + \sigma_r^2 \right]^{-1} \left(\mathbf{x} - \frac{\mathbf{s}_i}{\delta_i} - \hat{\mathbf{n}}_{0,i} \right). \quad (48)$$

An analogous derivation applies to $p(\mathbf{x} | \hat{\mathbf{s}}_{0,i}, \mathbf{n}_i)$, yielding:

$$\tilde{p}(\mathbf{x} | \hat{\mathbf{s}}_{0,i}, \mathbf{n}_i) = \mathcal{N}_{\mathbb{C}}\left(\frac{\mathbf{n}_i}{\delta_i} + \hat{\mathbf{s}}_{0,i}, \left(\frac{\sigma_{\tau_i}^2}{\delta_i^2} + \sigma_r^2\right) \mathbf{I}\right), \quad (49)$$

with its score:

$$\nabla_{\mathbf{n}_i} \tilde{p}(\mathbf{x} | \hat{\mathbf{s}}_{0,i}, \mathbf{n}_i) = \frac{1}{\delta_i} \left[\frac{\sigma_{\tau_i}^2}{\delta_i^2} + \sigma_r^2 \right]^{-1} \left(\mathbf{x} - \frac{\mathbf{n}_i}{\delta_i} - \hat{\mathbf{s}}_{0,i} \right). \quad (50)$$

Finally, the clean speech and noise are iteratively sampled using the following updates:

$$\begin{aligned} \mathbf{s}_{i-1} = & \mathbf{s}_i - \mathbf{f}_i \Delta\tau + g_{\tau_i}^2 \left[\lambda_i \nabla_{\mathbf{s}_i} \log \tilde{p}(\mathbf{x} | \mathbf{s}_i, \hat{\mathbf{n}}_{0,i}) \right. \\ & \left. + \mathbf{S}_{\psi^*}^{\mathbf{s}}(\mathbf{s}_i, \tau_i) \right] \Delta\tau + g_{\tau_i} \sqrt{\Delta\tau} \boldsymbol{\zeta}, \end{aligned} \quad (51)$$

and

$$\begin{aligned} \mathbf{n}_{i-1} = & \mathbf{n}_i - \mathbf{f}_i \Delta\tau + g_{\tau_i}^2 \left[\lambda_i \nabla_{\mathbf{n}_i} \log \tilde{p}(\mathbf{x} | \mathbf{n}_i, \hat{\mathbf{s}}_{0,i}) \right. \\ & \left. + \mathbf{S}_{\psi^*}^{\mathbf{n}}(\mathbf{n}_i, \tau_i) \right] \Delta\tau + g_{\tau_i} \sqrt{\Delta\tau} \boldsymbol{\zeta}. \end{aligned} \quad (52)$$

At the end of the sampling, we apply Wiener filtering as a post-processing step to improve the SE performance and reinforce consistency with the observed mixture. Algorithm 3 summarizes the full procedure. Note that, although the uninformative prior used here for likelihood approximation is not accurate, it enables faster inference. In contrast, the approach used in concurrent works [24], [25] requires differentiating the score model with respect to the sampling variable to obtain the likelihood gradient [38], which adds a non-negligible computational overhead at inference time.

VI. EXPERIMENTS AND RESULTS

A. Experimental settings

Baselines. The proposed algorithms (DiffUSEEN, ParaDiffUSE-IN, ParaDiffUSE-EN) are compared against the previous unsupervised diffusion-based SE algorithms reviewed in Section III, namely UDiffSE [19], UDiffSE+ [20], DEPSE-IL,

Algorithm 3 ParaDiffUSE-EN

Input: $\mathbf{x}, N, \lambda, \sigma_r^2$

```

1:  $\mathbf{s}_N \sim \mathcal{N}_{\mathbb{C}}(\mathbf{x}, \mathbf{I}), \mathbf{n}_N \sim \mathcal{N}_{\mathbb{C}}(\mathbf{x} - \mathbf{s}_N, \mathbf{I}), \Delta\tau \leftarrow \frac{1}{N}$ 
2: for  $i = N, \dots, 1$  do
3:    $\tau_i \leftarrow i\Delta, \lambda_i \leftarrow \text{SCHEDULER}_{\lambda}(i)$ 
4:   for  $\mathbf{a} \in \{\mathbf{s}, \mathbf{n}\}$  do
5:     Compute  $\{\boldsymbol{\mu}^{\text{back}}(\mathbf{a}_i), \boldsymbol{\Sigma}_i^{\text{back}}\}$  using (9) with  $\mathbf{h}(\mathbf{a}_i) = \mathbf{a}_i$ 
6:      $\mathbf{a}_i^{\text{back}} \leftarrow \boldsymbol{\mu}^{\text{back}}(\mathbf{a}_i) + \sqrt{\boldsymbol{\Sigma}_i^{\text{back}}} \boldsymbol{\zeta}_p^{\mathbf{a}}, \boldsymbol{\zeta}_p^{\mathbf{a}} \sim \mathcal{N}_{\mathbb{C}}(\mathbf{0}, \mathbf{I})$ 
7:      $\hat{\mathbf{a}}_{0,i} \leftarrow \delta_i^{-1} (\mathbf{a}_i^{\text{back}} + \sigma_{\tau_i}^2 \mathbf{S}_{\psi^*}^{\mathbf{a}}(\mathbf{a}_i^{\text{back}}, \tau_i))$ 
8:   end for
9:    $c_i \leftarrow \frac{1}{\delta_i} \left[ \left( \frac{\sigma_{\tau_i}^2}{\delta_i^2} + \sigma_r^2 \right) \mathbf{I} \right]^{-1}$ 
10:   $\nabla_{\mathbf{s}_i} \log p(\mathbf{x} | \mathbf{s}_i^{\text{back}}, \hat{\mathbf{n}}_{0,i}) \leftarrow c_i (\mathbf{x} - (\delta_i^{-1} \mathbf{s}_i^{\text{back}} + \hat{\mathbf{n}}_{0,i}))$ 
11:   $\nabla_{\mathbf{n}_i} \log p(\mathbf{x} | \hat{\mathbf{s}}_{0,i}, \mathbf{n}_i^{\text{back}}) \leftarrow c_i (\mathbf{x} - (\delta_i^{-1} \mathbf{n}_i^{\text{back}} + \hat{\mathbf{s}}_{0,i}))$ 
12:   $\mathbf{s}_{i-1} \leftarrow \mathbf{s}_i^{\text{back}} + \lambda_i g_i^2 \nabla_{\mathbf{s}_i} \log \tilde{p}(\mathbf{x} | \mathbf{s}_i^{\text{back}}, \hat{\mathbf{n}}_{0,i}) \Delta\tau$ 
13:   $\mathbf{n}_{i-1} \leftarrow \mathbf{n}_i^{\text{back}} + \lambda_i g_i^2 \nabla_{\mathbf{n}_i} \log \tilde{p}(\mathbf{x} | \hat{\mathbf{s}}_{0,i}, \mathbf{n}_i^{\text{back}}) \Delta\tau$ 
14: end for
15: Wiener filtering:
16:  $\mathbf{a}_0 \leftarrow \frac{|\mathbf{a}_0|^{\odot 2}}{|\mathbf{s}_0|^{\odot 2} + |\mathbf{n}_0|^{\odot 2}} |\mathbf{x}|^{\odot 2} e^{i\angle(\mathbf{a}_0)}, \forall \mathbf{a} \in \{\mathbf{s}, \mathbf{n}\}$ 
17: return  $\hat{\mathbf{s}} = \mathbf{s}_0, \hat{\mathbf{n}} = \mathbf{n}_0$ 
```

and DEPSE-TL [21]. We also include the recurrent variational autoencoder (RVAE) for SE presented in [18], [27] as an unsupervised VAE-based generative baseline. In addition, we consider one representative model from each of the other groups of SE methods discussed in Section I. For the unsupervised non-generative group, we select RemixIT [13], a teacher-student-based model. For the supervised generative group, we use SGMSE+ [32]. Conv-TasNet [2] represents the supervised non-generative group. It should be noted that our objective is robustness under domain mismatch rather than achieving state-of-the-art (SOTA) results, so the models used here are not necessarily SOTA.

Dataset. As in the previous works [18], [21], we use the Wall Street Journal corpus (WSJ0) [39] and the Voice Bank corpus (VB) [40] for the training of the algorithms requiring generative speech prior. When training the diffusion-based noise prior for ParaDiffUSE, the QUT-Noise dataset [41] or the DEMAND dataset [42] is used. The training noises of QUT are collected in kitchen, street, car, and cafeteria, while for the test, they are from living room, cafeteria, car, and street. Regarding the DEMAND dataset, the training noises are from office meeting room, cafeteria, restaurant, subway station, car, metro, busy traffic, and additional synthetically created speech-shaped and babble noises. The test noises are recorded in living room, office space, bus, cafeteria, and public square. For methods requiring noisy speech in the training process, we use the synthetically created noisy speech of WSJ0-QUT [27] or VB-DMD [28] datasets, which are, respectively, created by mixing the training set of WSJ0 (25 hours) with QUT-Noise [41] or the VB corpus with the DEMAND dataset [42]. The corresponding test set of WSJ0-QUT (1.48 hours) and the VB-DMD test set (0.58 hour) are used to evaluate the proposed algorithms and

the baselines in matched and mismatched settings. In both training and test sets of WSJ0-QUT, the SNRs are $\{-5, 0, 5\}$ dB. The training SNRs in VB-DMD are $\{0, 5, 10, 15\}$ dB and those of the test are $\{2.5, 7.5, 12.5, 17.5\}$ dB. In VB-DMD, noise signals are added to the speech segment that are effectively active according to the ITU-T P.56 method [43], while in WSJ0-QUT, active speech segments are detected following the ITU-R BS.1770-4 method [44] and SNR is computed using loudness K-weighted relative to full scale (LKFS). This latter weighting leads to lower SNR values, compared to the sum of the squared signal coefficients method [27].

Evaluation metrics. We evaluate the SE performance using standard instrumental evaluation metrics: scale-invariant signal-to-distortion ratio (SI-SDR) in dB [45], the extended short-time objective intelligibility (ESTOI) measure [46] ([0, 1]), and the perceptual evaluation of speech quality (PESQ) score [47] ([-0.5, 4.5]). Additionally we use the DNS-MOS overall quality (OVRL) score, a non-intrusive objective metric ranging from 1 to 5 [48]. Computing the DNS-MOS metrics requires audio files with a duration of at least 2 seconds and a sampling rate of 16 kHz. This condition is already satisfied by the WSJ-QUT test set (651 files), but not by VB-DMD. Therefore, we retain only the VB-DMD files that are at least 2 seconds long, resulting in 564 files out of the original 824. Higher values for all reported metrics indicate better performance.

Model architecture. The neural network used for the unsupervised diffusion-based algorithms, as well as for SGMSE+, is a lightweight variant of the Noise Conditional Score Network (NCSN++) [32], with 5.2 million parameters. To condition the score model on the label (either speech or noise) in the ParaDiffUSE algorithms, we use the FiLM fusion [49] to inject both the diffusion timestep and label embeddings into the residual blocks of the network. This yields a single joint model with 5.9 million parameters, instead of two separate models with 5.2 million parameters each. For the RVAE baseline [18], we adopt a non-causal architecture based on bidirectional LSTMs. For RemixIT, we adopt the setup provided in the UDASE challenge baseline² [50]. The teacher model is a pretrained Sudo rm -rf checkpoint [51], trained in a non-generative supervised fashion on Libri1Mix, and the student shares the same architecture. All neural networks are trained from scratch.

Hyperparameters setting. All signals are sampled at 16 kHz. For all diffusion-based frameworks, the STFT and SDE hyperparameters follow those of SGMSE+ [32]. Specifically, we use a Hann window of size 510 with a hop length of 128 for STFT computation, and discretize the reverse SDE into $N = 30$ steps. The remaining baselines use their default hyperparameters. When the number of training epochs is not specified in the original code, we train for 200 epochs. For RemixIT, the teacher model is updated every 30 epochs [52]. The RVAE model uses a latent space of dimension 16.

Regarding λ_i , which balances the prior score and the gradient of the noisy-speech log-likelihood, we use a constant value across diffusion steps for UDiffSE, UDiffSE+, DiffUSEEN, and ParaDiffUSE-IN. Concretely, we set λ_i to 1.5 (following [19]), 1.5 (following [20]), 1.75, and 1, respectively. The values for DiffUSEEN and ParaDiffUSE-IN are selected based on a grid search over the validation set. For ParaDiffUSE-EN, we found that setting λ_i proportional to the standard deviation of the perturbation kernel (7) associated with the forward SDE yields better enhancement. Specifically, we define $\lambda_i = \lambda \times \sigma_{\tau_i}$ with $\lambda = 5.75$. For the manually added Gaussian noise \mathbf{r} in DiffUSEEN and

ParaDiffUSE-EN, we set $\sigma_r = 5 \times 10^{-4}$. The NMF rank is set to 4 for all diffusion-based frameworks using NMF, following [19].

B. Results

Table I presents the average metrics for the different algorithms under matched and mismatched conditions. We boldface and underline the values that represent statistically significant improvements ($p < 0.05$), either as the best or second-best scores, based on paired t-tests for related samples.

1. Impact of explicit noise modeling in unsupervised methods

We investigate the effect of modeling noise explicitly as a latent variable at inference time for the unsupervised diffusion-based methods, comparing both diffusion-based, i.e., ParaDiffUSE-EN, and NMF-based noise prior models, i.e., DiffUSEEN.

Diffusion-based speech and noise priors. Modeling the noise with diffusion without explicitly representing it as a latent variable, as in ParaDiffUSE-IN, leads to notably poorer performance compared to ParaDiffUSE-EN. We observe that ParaDiffUSE-IN consistently lags behind all other diffusion-based SE frameworks across SI-SDR, PESQ, ESTOI, and DNS-MOS metrics in all configurations, except in the matched condition of VB-DMD. This underperformance may also be partially attributed to the approximations made in the score-likelihood computation. Further investigation is needed to better understand the limitations of ParaDiffUSE-IN.

Diffusion-based speech prior and NMF-based noise prior. Comparing DiffUSEEN to the other diffusion-based methods that do not require acoustic noise data during training (in contrast to ParaDiffUSE-IN and ParaDiffUSE-EN), we observe that it achieves the best performance in terms of SI-SDR, PESQ, and ESTOI across all conditions and on both datasets. Its overall enhancement quality, as measured by DNS-MOS (OVRL), is also among the best in this category, being only slightly surpassed by UDiffSE on VB-DMD (e.g., 3.72 vs. 3.76 in the mismatched condition). This is noteworthy, as DiffUSEEN attains these results with fewer inference iterations than UDiffSE.

Another clear pattern emerges when comparing DiffUSEEN with UDiffSE+, which, like DiffUSEEN, uses NMF to model the noise covariance and adopts an uninformative prior for score-likelihood approximation, but does not explicitly model noise as a latent variable. DiffUSEEN substantially reduces artifacts, as indicated by the SI-SAR scores (for instance, in the mismatched condition on the WSJ0-QUT test set, we obtain 1.21 dB for UDiffSE+ vs. 6.15 dB for DiffUSEEN, while in the matched condition on the VB-DMD test set, we obtain 10.99 dB for UDiffSE+ vs. 18.63 dB for DiffUSEEN). This means that, although DiffUSEEN's SI-SIR may degrade, the higher SI-SAR maintains a favorable balance with SI-SIR, leading to an overall improvement in SI-SDR. We conjecture that, compared to UDiffSE+, explicitly modeling noise as a latent variable in DiffUSEEN allows us to better capture the interaction between speech and noise. Even though NMF may not perfectly model the acoustic noise in either algorithm, this explicit noise representation helps avoid treating parts of the speech signal as noise (i.e., it removes less energy where speech is present), thereby reducing distortion, as reflected in the improved SI-SAR scores.

Diffusion-based vs. NMF-based noise prior. In the matched scenario, learning the noise prior with a diffusion model and explicitly modeling the noise as a latent variable, as in ParaDiffUSE-EN, consistently outperforms DiffUSEEN. Both SI-SIR and SI-SAR of ParaDiffUSE-EN are improved compared to DiffUSEEN and the

²<https://github.com/UDASE-CHiME2023/baseline>

TABLE I: Average results on WSJ0-QUT (left block) and VB-DMD (right block) under matched and mismatched training conditions (**overall best**, second best). “Unsup.” indicates if the SE framework is unsupervised, “Gen.” indicates if the method is generative. The upper left panel indicates that the models are trained and evaluated on WSJ0-QUT (matched WSJ0-QUT), the upper right panel indicates that the models are trained and evaluated on VB-DMD (matched VB-DMD). The lower left panel indicates that the models are trained on VB-DMD and evaluated on WSJ0-QUT (mismatched WSJ0-QUT), and the lower right panel indicates that the models are trained on WSJ0-QUT and evaluated on VB-DMD (mismatched VB-DMD).

WSJ0-QUT										VB-DMD					
Method		Unsup.	Gen.	SI-SDR	SI-SIR	SI-SAR	PESQ	ESTOI	DNS-MOS	SI-SDR	SI-SIR	SI-SAR	PESQ	ESTOI	DNS-MOS
Matched	Input	–	–	-2.60	-2.60	46.66	1.83	0.50	3.13	8.66	8.66	48.72	3.01	0.81	3.52
	SGMSE+ [32]	✗	✓	8.53	24.65	8.72	2.61	0.76	4.05	17.33	28.99	17.81	3.51	0.87	3.90
	Conv-TasNet [2]	✗	✗	12.63	29.88	12.75	2.86	0.83	4.18	19.42	32.47	19.94	3.42	0.87	3.85
	RemixIT [13]	✓	✗	4.14	22.45	4.32	2.21	0.68	3.87	1.56	9.23	3.23	2.10	0.66	3.81
	RVAE [18]	✓	✓	6.22	14.18	7.70	2.33	0.64	3.24	17.33	27.10	18.29	3.19	0.83	3.49
	UDiffSE [19]	✓	✓	4.35	9.63	6.24	2.20	0.61	3.71	13.82	20.37	15.54	3.35	0.84	3.80
	UDiffSE+ [20]	✓	✓	3.24	12.14	4.23	2.21	0.58	3.58	10.40	22.68	10.99	3.29	0.79	3.71
	DEPSE-IL	✓	✓	3.25	9.63	4.85	2.20	0.59	3.66	10.55	19.95	11.53	3.35	0.81	3.70
	DEPSE-TL	✓	✓	3.53	5.72	8.05	2.17	0.61	3.62	14.04	16.61	18.41	3.41	0.84	3.73
	DiffUSEEN	✓	✓	5.37	9.69	7.97	2.33	0.67	3.84	14.51	17.61	18.63	3.43	0.85	3.75
	ParaDiffUSE-IN	✓	✓	2.02	4.86	6.42	2.16	0.56	3.38	13.91	21.36	15.57	3.42	0.83	3.60
	ParaDiffUSE-EN	✓	✓	8.49	21.54	8.90	2.61	0.73	3.91	18.00	29.87	18.50	3.41	0.86	3.83
Mismatched	SGMSE+ [32]	✗	✓	3.02	12.79	3.86	2.08	0.61	3.94	10.26	12.64	17.19	3.29	0.84	3.73
	Conv-TasNet [2]	✗	✗	5.83	17.07	6.36	2.21	0.63	3.47	11.33	15.37	16.01	3.29	0.85	3.78
	RemixIT [13]	✓	✗	3.35	19.88	3.62	2.13	0.65	3.66	1.17	7.15	3.26	2.08	0.65	3.74
	RVAE [18]	✓	✓	4.98	11.66	6.75	2.17	0.59	2.92	12.70	37.35	12.78	3.11	0.78	3.55
	UDiffSE [19]	✓	✓	1.66	8.51	3.14	2.10	0.56	3.55	14.28	22.09	15.47	3.31	0.84	3.76
	UDiffSE+ [20]	✓	✓	0.06	8.72	1.21	2.05	0.52	3.39	10.79	28.36	10.93	3.29	0.79	3.68
	DEPSE-IL	✓	✓	0.24	6.63	1.91	2.06	0.53	3.52	11.16	24.49	11.52	3.32	0.80	3.66
	DEPSE-TL	✓	✓	2.66	5.96	6.07	2.16	0.59	3.60	14.02	17.39	17.48	3.33	0.84	3.69
	DiffUSEEN	✓	✓	4.59	11.79	6.15	2.31	0.64	3.87	14.82	19.38	17.38	3.35	0.84	3.72
	ParaDiffUSE-IN	✓	✓	-0.39	3.18	2.78	1.98	0.50	3.36	8.76	10.31	15.92	3.26	0.80	3.58
	ParaDiffUSE-EN	✓	✓	3.65	11.34	4.93	2.17	0.60	3.75	10.91	13.06	17.75	3.35	0.85	3.77

other unsupervised methods, and the same holds for the remaining metrics. For example, in the matched condition on WSJ0-QUT, ParaDiffUSE-EN achieves SI-SIR and SI-SAR scores of 21.54 dB and 8.90 dB, respectively, whereas DiffUSEEN attains 9.69 dB and 7.97 dB, and UDiffSE+ 12.14 dB and 4.23 dB. Thus, in the matched scenario, ParaDiffUSE-EN is able to more effectively remove noise while introducing fewer artifacts than the unsupervised baselines. This supports the hypothesis that, at least in the matched setting and when noise is explicitly modeled as a latent variable, (pre-trained) diffusion-based noise priors are preferable to (untrained) NMF-based ones.

However, in the mismatched case, DiffUSEEN often outperforms ParaDiffUSE-EN. The comparison suggests that shifts in speech and noise distributions at test time more severely affect the model that relies on data-driven priors for both speech and noise. Consequently, ParaDiffUSE-EN exhibits weaker noise-removal performance in the mismatched scenario, as also reflected by its pronounced SI-SIR drop compared to DiffUSEEN. Since ParaDiffUSE-EN and DiffUSEEN mainly differ in how they model noise (the former uses a noise model pre-trained on noise data and kept frozen at inference, while the latter relies on NMF parameters learned during inference), we hypothesize that this inference-time adaptation provides greater robustness to DiffUSEEN under the considered mismatched conditions. Attempts to fine-tune the ParaDiffUSE-EN noise model during inference on each noisy utterance were inconclusive and are therefore not reported here.

2. Comparing matched & mismatched conditions

As expected, the supervised methods SGMSE+ and Conv-TasNet achieve the highest performance in matched conditions, except for SI-SDR, SI-SIR, and SI-SAR on VB-DMD, where ParaDiffUSE-EN competes with SGMSE+ (18.00 dB vs. 17.33 dB, 29.87 dB vs. 28.99 dB, and 18.50 dB vs. 17.81 dB, respectively). RemixIT shows low performance on VB-DMD in both matched and mismatched settings. We also note that RVAE often outperforms DiffUSEEN

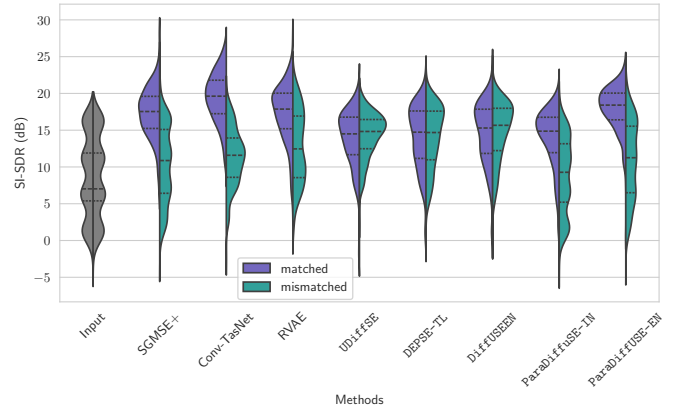


Fig. 3: Violin plots showing the SI-SDR distributions for the matched and mismatched conditions on the VB-DMD test set, with dashed and dotted lines indicating the median and quartiles, respectively. For readability, we omit the RemixIT and DEPSE-IL violins: the former has an SI-SDR range far from the other methods, and the latter exhibits a trend very similar to UDiffSE+.

in SI-SDR, SI-SIR, and SI-SAR (mainly under matched conditions), whereas DiffUSEEN performs better on quality and intelligibility metrics (PESQ, ESTOI, DNS-MOS). Furthermore, DiffUSEEN remains more robust (less performance degradation) in the mismatched conditions, especially on VB-DMD.

On average, training and testing on different corpora results in a significant performance drop for methods that use noise data during training. Our best baseline in the matched condition, the supervised non-generative method Conv-TasNet, is non-negligibly affected by distribution shift, although it remains among the best-performing frameworks for some metrics. For mismatched WSJ-QUT, its SI-SDR

TABLE II: Average Real Time Factor (RTF) in second (average \pm standard error).

Methods	RTF \downarrow
SGMSE+	1.62 \pm 0.02
Conv-TasNet	0.02 \pm 0.01
RemixIT	0.01 \pm 0.00
RVAE	37.63 \pm 0.04
UDiffSE	32.49 \pm 0.24
UDiffSE+	6.48 \pm 0.05
DEPSE-IL	6.30 \pm 0.05
DEPSE-TL	6.31 \pm 0.05
DiffUSEEN	6.46 \pm 0.05
ParaDiffUSE-IN	9.82 \pm 0.07
ParaDiffUSE-EN	13.22 \pm 0.10

drops by 53.84% (12.63 \rightarrow 5.83), and for mismatched VB-DMD by 41.65% (19.42 \rightarrow 11.33). This degradation is also visible on the other metrics. ParaDiffUSE-EN is similarly affected by such shifts, particularly when training on VB-DMD and evaluating on WSJ-QUT. Specifically, in the mismatched WSJ-QUT scenario, the SI-SDR of ParaDiffUSE-EN drops by 57% (8.49 \rightarrow 3.65), whereas that of DiffUSEEN decreases by only 14.52% (5.37 \rightarrow 4.59). In the mismatched VB-DMD scenario, ParaDiffUSE-EN exhibits a 39.38% drop in SI-SDR (18.00 \rightarrow 10.91), while DiffUSEEN even slightly improves, with a 2.13% increase (14.51 \rightarrow 14.82).

To further highlight the impact of the mismatch data, we show in Fig. 3 violin plots of SI-SDR distributions for different methods on the VB-DMD test set in both matched and mismatched conditions. Similar matched and mismatched distributions for a given method indicate robustness to distribution shift in unseen test conditions and, thus, greater generalization capacity (at least on the datasets used here). We observe this behavior for DEPSE-TL and DiffUSEEN, with the latter showing a slight upward bump, indicating a higher probability of achieving higher SI-SDR values compared to its matched counterpart. This effect is even more pronounced for UDiffSE. In contrast, most of the other methods (excluding Conv-TasNet) exhibit a noticeable flattening of the SI-SDR distribution in the mismatched case, suggesting a reduced probability of achieving high SI-SDR values under distribution shift. For Conv-TasNet, we do not observe strong flattening; instead, the distribution appears to shift toward lower SI-SDR values.

3. Inference speed

We assess inference speed using the real-time factor (RTF), i.e., the time required to process 1 s of audio. All methods are run on an Nvidia Tesla T4 GPU (15 GiB VRAM). The average RTF values are reported in Table II. We observe that the non-iterative methods Conv-TasNet and RemixIT process 1 s of noisy speech in ≤ 20 ms, thanks to a single forward pass through a lightweight network. In contrast, unsupervised generative methods RVAE and UDiffSE require slightly more than half a minute per second of audio because of their heavy EM procedure. With a similar model size and number of reverse diffusion steps, the supervised generative SGMSE+ is about four times faster than UDiffSE+, DEPSE-IL, DEPSE-TL, and DiffUSEEN, which all perform an M-step after each reverse iteration. Notably, DiffUSEEN has almost the same RTF as UDiffSE+ (6.46 vs. 6.48), while achieving better SE performance. ParaDiffUSE-IN and ParaDiffUSE-EN are slower than DiffUSEEN because each iteration evaluates the joint score network twice.

TABLE III: Impact of Wiener filtering on ParaDiffUSE-EN. Average results on WSJ0-QUT and VB-DMD under matched and mismatched training conditions. Values are mean \pm standard error. Highest averages are bolded.

Conditions	Wiener Filter	SI-SDR	PESQ	ESTOI
Input (WSJ0-QUT)	–	-2.60 \pm 0.16	1.83 \pm 0.02	0.50 \pm 0.01
Matched	\times \checkmark	7.46 \pm 0.16 8.49 \pm 0.19	2.59 \pm 0.02 2.61 \pm 0.02	0.72 \pm 0.01 0.73 \pm 0.01
Mismatched	\times \checkmark	2.86 \pm 1.21 3.65 \pm 0.29	2.16 \pm 0.12 2.17 \pm 0.03	0.57 \pm 0.04 0.60 \pm 0.01
Input (VB-DMD)	–	8.66 \pm 0.23	3.01 \pm 0.02	0.81 \pm 0.01
Matched	\times \checkmark	15.51 \pm 0.10 18.00 \pm 0.12	3.27 \pm 0.01 3.41 \pm 0.02	0.81 \pm 0.00 0.86 \pm 0.00
Mismatched	\times \checkmark	10.15 \pm 1.41 10.91 \pm 0.22	3.20 \pm 0.08 3.35 \pm 0.02	0.82 \pm 0.02 0.85 \pm 0.00

4. Ablation studies

Wiener filter post-processing. We perform an ablation study to evaluate the impact of the Wiener filter on the output of the ParaDiffUSE-EN algorithm (no improvement was observed when applying it to DiffUSEEN). The results in Table III show that this post-processing step consistently improves performance across test conditions. On WSJ0-QUT, adding the Wiener filter yields SI-SDR gains of about 1.0 dB in the matched case (7.46 \rightarrow 8.49 dB) and 0.8 dB in the mismatched case (2.86 \rightarrow 3.65 dB), along with small but systematic increases in PESQ and ESTOI.

On VB-DMD, the effect is even more pronounced in the matched setting, where the Wiener filter brings a 2.49 dB SI-SDR improvement (15.51 \rightarrow 18.00 dB), a PESQ increase of 0.14 (3.27 \rightarrow 3.41), and an ESTOI gain of 0.05 (0.81 \rightarrow 0.86). In the mismatched setting, the gains remain consistent. Overall, these results indicate that the Wiener filter systematically refines the ParaDiffUSE-EN estimates, with particularly strong benefits in matched conditions and clear, though more moderate, improvements under distribution shift.

Estimated vs. oracle noise. In Figure 4, we analyze how accurately the methods recover clean speech under different noise-estimation settings on WSJ-QUT. On the x-axis, *Estimated* denotes the realistic case where no ground-truth noise is provided and the algorithm relies on its own noise estimate. *Oracle* (applicable only to NMF-based methods) corresponds to providing the optimal NMF parameters \mathbf{W} and \mathbf{H} computed from the ground-truth noise spectrogram.³ *Pure Oracle* means that no noise parameter estimation is performed and the ground-truth noise STFT is directly supplied to the method; this setting represents an upper bound when noise is perfectly known. Note that, in the mismatched condition, the SI-SDR bar for UDiffSE+ is barely visible in the *Estimated* case because its value is very small (0.06 dB). As already observed in Table I, in the matched case ParaDiffUSE-EN outperforms DiffUSEEN, but this is no longer true under mismatched conditions (potentially due to different scale factors, λ_i). Across test scenarios, as the noise estimate improves, DiffUSEEN tends to produce a better enhanced speech signal and eventually surpasses ParaDiffUSE-EN. One may expect that a more expressive parametric noise model than NMF could further improve results in the *Estimated* setting.

Joint vs. separate noise and speech diffusion models. Table IV presents an ablation study comparing joint (shared) versus separate speech and noise diffusion models for ParaDiffUSE-based algorithms. On WSJ0-QUT, slightly better scores are obtained when

³We use `sklearn.decomposition.NMF` with a rank of 4.

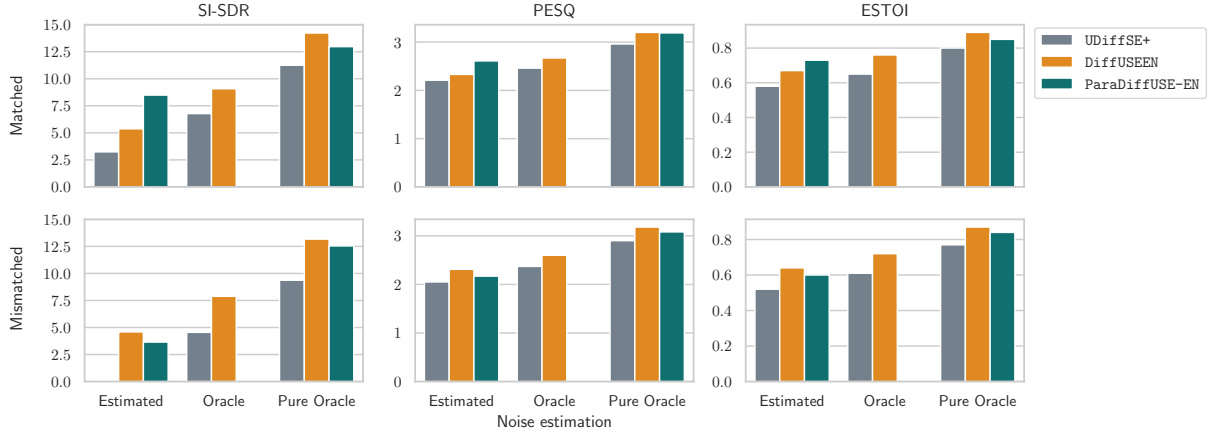


Fig. 4: Effect of noise-estimation setting (Estimated / Oracle / Pure Oracle) for UDiffSE+, DiffUSEEN, and ParaDiffUSE-EN on WSJ0-QUT.

TABLE IV: Impact of joint versus separate diffusion modeling. Average results on WSJ0-QUT under matched and mismatched training conditions, using either separate diffusion models for speech and noise or a joint (shared) diffusion model. Values are mean \pm standard error. Highest averages within each pair (separate vs. joint) are bolded.

	Method	Joint	SI-SDR	PESQ	ESTOI
Matched	Input	–	-2.60 ± 0.16	1.83 ± 0.02	0.50 ± 0.01
	ParaDiffUSE-IN	✗ ✓	4.15 ± 0.21 2.02 ± 0.24	2.31 ± 0.02 2.16 ± 0.02	0.60 ± 0.01 0.56 ± 0.01
	ParaDiffUSE-EN	✗ ✓	9.19 ± 0.16 8.49 ± 0.19	2.68 ± 0.02 2.61 ± 0.02	0.76 ± 0.01 0.73 ± 0.01
	ParaDiffUSE-IN	✗ ✓	0.41 ± 0.29 -0.39 ± 0.27	2.09 ± 0.02 1.98 ± 0.02	0.52 ± 0.01 0.50 ± 0.01
Mismatched	ParaDiffUSE-EN	✗ ✓	3.62 ± 0.29 3.65 ± 0.29	2.28 ± 0.02 2.17 ± 0.03	0.60 ± 0.01 0.60 ± 0.01

training separate diffusion models, particularly when comparing ParaDiffUSE-IN-sep to ParaDiffUSE-IN, and a similar trend is observed on VB-DMD. However, this comes at the cost of training two networks ($2 \times 5.2\text{M}$ parameters), whereas a single joint model (5.9M parameters) shares parameters between speech and noise and keeps the model size comparable to our other approaches that do not use a diffusion prior for the noise. Overall, the joint model offers a better trade-off between performance and model complexity.

VII. CONCLUSION

We have proposed new diffusion-based frameworks for unsupervised single-channel SE that explicitly model acoustic noise as a latent variable in the noisy mixture, contrary to prior work where noise is implicitly integrated out at inference. This explicit noise modeling allows for a better mixture consistency and more efficient likelihood guidance. More specifically, we introduced DiffUSEEN, which jointly samples speech and noise while keeping an NMF-parameterized Gaussian prior for the noise, and ParaDiffUSE, which learns a conditional diffusion model that serves as a shared prior for both speech and noise. In ParaDiffUSE, we derived variants with implicit (ParaDiffUSE-IN) and explicit (ParaDiffUSE-EN) noise modeling.

Experiments on WSJ0-QUT and VB-DMD show that explicit noise sampling consistently improves unsupervised diffusion-based SE, regardless of whether the noise prior is NMF-based or diffusion-based. In matched conditions, ParaDiffUSE-EN achieves the best overall quality and intelligibility scores among unsupervised methods,

and is competitive with supervised baselines. Under mismatched conditions, DiffUSEEN is more robust: it exhibits smaller performance drops than its diffusion-based counterpart and than several supervised reference systems, while remaining fully unsupervised with respect to noise data. Ablation studies confirm that Wiener post-filtering systematically refines ParaDiffUSE-EN outputs and that a joint speech-noise diffusion model offers a favorable trade-off between performance and parameter count compared to separate models.

Future work includes designing more expressive, yet efficient, noise priors; reducing the computational cost of posterior sampling to approach real-time operation; and extending the proposed frameworks to multi-channel, audio-visual, and other speech restoration scenarios.

REFERENCES

- [1] D. Wang and J. Chen, “Supervised speech separation based on deep learning: An overview,” *IEEE/ACM Transactions on Audio, Speech, and Language Processing*, vol. 26, no. 10, pp. 1702–1726, 2018.
- [2] Y. Luo and N. Mesgarani, “Conv-TasNet: Surpassing ideal time-frequency magnitude masking for speech separation,” *IEEE/ACM transactions on audio, speech, and language processing*, vol. 27, no. 8, pp. 1256–1266, 2019.
- [3] Z.-Q. Wang, S. Cornell, S. Choi, Y. Lee, B.-Y. Kim, and S. Watanabe, “TF-GridNet: Making time-frequency domain models great again for monaural speaker separation,” in *IEEE international conference on acoustics, speech and signal processing (ICASSP)*. IEEE, 2023, pp. 1–5.
- [4] V. A. Kalkhorani and D. Wang, “TF-CrossNet: Leveraging global, cross-band, narrow-band, and positional encoding for single- and multi-channel speaker separation,” *IEEE/ACM Transactions on Audio, Speech, and Language Processing*, vol. 32, pp. 4999–5009, 2024.
- [5] S. Pascual, A. Bonafonte, and J. Serrà, “SEGAN: Speech enhancement generative adversarial network,” in *Proc. Interspeech 2017*, 2017, pp. 3642–3646.
- [6] Y.-J. Lu, Z.-Q. Wang, S. Watanabe, A. Richard, C. Yu, and Y. Tsao, “Conditional diffusion probabilistic model for speech enhancement,” in *IEEE International Conference on Acoustics, Speech and Signal Processing (ICASSP)*, 2022, pp. 7402–7406.
- [7] J.-M. Lemerrier, J. Richter, S. Welker, and T. Gerkmann, “StoRM: A diffusion-based stochastic regeneration model for speech enhancement and dereverberation,” *IEEE/ACM Transactions on Audio, Speech, and Language Processing*, vol. 31, pp. 2724–2737, 2023.
- [8] J. Zhang, H. Yan, and X. Li, “A composite predictive-generative approach to monaural universal speech enhancement,” *IEEE Transactions on Audio, Speech and Language Processing*, 2025.
- [9] S. S. Shetu, E. A. Habets, and A. Brendel, “GAN-based speech enhancement for low snr using latent feature conditioning,” in *ICASSP 2025-2025 IEEE International Conference on Acoustics, Speech and Signal Processing (ICASSP)*. IEEE, 2025, pp. 1–5.

- [10] N. Alamdari, A. Azarang, and N. Kehtarnavaz, "Improving deep speech denoising by noisy2noisy signal mapping," *Applied Acoustics*, vol. 172, pp. 107631, 2021.
- [11] T. Fujimura and T. Toda, "Analysis of noisy-target training for DNN-based speech enhancement," in *IEEE International Conference on Acoustics, Speech and Signal Processing (ICASSP)*, 2023, pp. 1–5.
- [12] S. Wisdom, E. Tzinis, H. Erdogan, R. Weiss, K. Wilson, and J. Hershey, "Unsupervised sound separation using mixture invariant training," *Advances in neural information processing systems*, vol. 33, pp. 3846–3857, 2020.
- [13] E. Tzinis, Y. Adi, V. K. Ithapu, B. Xu, P. Smaragdis, and A. Kumar, "RemixIT: Continual self-training of speech enhancement models via bootstrapped remixing," *IEEE Journal of Selected Topics in Signal Processing*, vol. 16, no. 6, pp. 1329–1341, 2022.
- [14] J. Wu, Q. Li, G. Yang, L. Li, L. Senhadji, and H. Shu, "Self-supervised speech denoising using only noisy audio signals," *Speech Communication*, vol. 149, pp. 63–73, 2023.
- [15] Y. Xiang and C. Bao, "A parallel-data-free speech enhancement method using multi-objective learning cycle-consistent generative adversarial network," *IEEE/ACM Transactions on Audio, Speech, and Language Processing*, vol. 28, pp. 1826–1838, 2020.
- [16] S.-W. Fu, C. Yu, K.-H. Hung, M. Ravanelli, and Y. Tsao, "MetricGAN-U: Unsupervised speech enhancement/dereverberation based only on noisy/reverberated speech," in *IEEE International Conference on Acoustics, Speech and Signal Processing (ICASSP)*. IEEE, 2022, pp. 7412–7416.
- [17] Y. Bando, M. Mimura, K. Itoyama, K. Yoshii, and T. Kawahara, "Statistical speech enhancement based on probabilistic integration of variational autoencoder and non-negative matrix factorization," in *2018 IEEE International Conference on Acoustics, Speech and Signal Processing (ICASSP)*. IEEE, 2018, pp. 716–720.
- [18] X. Bie, S. Leglaive, X. Alameda-Pineda, and L. Girin, "Unsupervised speech enhancement using dynamical variational autoencoders," *IEEE/ACM Transactions on Audio, Speech, and Language Processing*, vol. 30, pp. 2993–3007, 2022.
- [19] B. Nortier, M. Sadeghi, and R. Serizel, "Unsupervised speech enhancement with diffusion-based generative models," in *IEEE International Conference on Acoustics, Speech and Signal Processing (ICASSP)*, 2024.
- [20] J.-E. Ayilo, M. Sadeghi, R. Serizel, and X. Alameda-Pineda, "Diffusion-based unsupervised audio-visual speech enhancement," in *IEEE International Conference on Acoustics, Speech and Signal Processing (ICASSP)*, 2025.
- [21] M. Sadeghi, J.-E. Ayilo, R. Serizel, and X. Alameda-Pineda, "Posterior transition modeling for unsupervised diffusion-based speech enhancement," *IEEE Signal Processing Letters*, 2025.
- [22] J.-M. Lemercier, J. Richter, S. Welker, E. Moliner, V. Välimäki, and T. Gerkmann, "Diffusion models for audio restoration: A review," *IEEE Signal Processing Magazine*, vol. 41, no. 6, pp. 72–84, 2025.
- [23] G. Daras, H. Chung, C.-H. Lai, Y. Mitsufuji, J. C. Ye, P. Milanfar, A. G. Dimakis, and M. Delbracio, "A survey on diffusion models for inverse problems," *arXiv preprint arXiv:2410.00083*, 2024.
- [24] H. Chung, J. Kim, S. Kim, and J. C. Ye, "Parallel diffusion models of operator and image for blind inverse problems," in *Proceedings of the IEEE/CVF Conference on Computer Vision and Pattern Recognition (CVPR)*, 2023, pp. 6059–6069.
- [25] Y. Yemini, R. Ben-Ari, S. Gannot, and E. Fetaya, "Diffusion-based unsupervised audio-visual speech separation in noisy environments with noise prior," *arXiv preprint arXiv:2509.14379*, 2025.
- [26] G. Mariani, I. Tallini, E. Postolache, M. Mancusi, L. Cosmo, and E. Rodolà, "Multi-source diffusion models for simultaneous music generation and separation," in *The Twelfth International Conference on Learning Representations*, 2024.
- [27] S. Leglaive, X. Alameda-Pineda, L. Girin, and R. Horaud, "A recurrent variational autoencoder for speech enhancement," in *IEEE International Conference on Acoustics, Speech and Signal Processing (ICASSP)*, 2020.
- [28] C. V. Botinhao, X. Wang, S. Takaki, and J. Yamagishi, "Investigating RNN-based speech enhancement methods for noise-robust text-to-speech," in *9th ISCA speech synthesis workshop*, 2016, pp. 159–165.
- [29] P. Vincent, "A connection between score matching and denoising autoencoders," *Neural computation*, vol. 23, no. 7, pp. 1661–1674, 2011.
- [30] Y. Song and S. Ermon, "Generative modeling by estimating gradients of the data distribution," in *Advances in Neural Information Processing Systems*, 2019, pp. 11895–11907.
- [31] Y. Song, J. Sohl-Dickstein, D. P. Kingma, A. Kumar, S. Ermon, and B. Poole, "Score-based generative modeling through stochastic differential equations," in *International Conference on Learning Representations (ICLR)*, 2021.
- [32] J. Richter, S. Welker, J.-M. Lemercier, B. Lay, and T. Gerkmann, "Speech enhancement and dereverberation with diffusion-based generative models," *IEEE/ACM Transactions on Audio, Speech, and Language Processing*, 2023.
- [33] Y. Song, L. Shen, L. Xing, and S. Ermon, "Solving inverse problems in medical imaging with score-based generative models," in *International Conference on Learning Representations*, 2022.
- [34] B. Efron, "Tweedie's formula and selection bias," *Journal of the American Statistical Association*, vol. 106, no. 496, pp. 1602–1614, 2011.
- [35] E. Vincent, T. Virtanen, and S. Gannot, *Audio source separation and speech enhancement*. John Wiley & Sons, 2018.
- [36] C. Févotte, N. Bertin, and J.-L. Durrieu, "Nonnegative matrix factorization with the itakura-saito divergence: With application to music analysis," *Neural computation*, vol. 21, no. 3, pp. 793–830, 2009.
- [37] X. Meng and Y. Kabashima, "Diffusion model based posterior sampling for noisy linear inverse problems," in *The 16th Asian Conference on Machine Learning (Conference Track)*, 2024.
- [38] H. Chung, J. Kim, M. T. McCann, M. L. Klasky, and J. C. Ye, "Diffusion posterior sampling for general noisy inverse problems," in *The Eleventh International Conference on Learning Representations*, 2023.
- [39] J. Garofolo, D. Graff, D. Paul, and D. Pallett, "CSR-I (WSJ0) complete LDC93S6B," *Web Download. Philadelphia: Linguistic Data Consortium*, vol. 83, 1993.
- [40] C. Veaux, J. Yamagishi, and S. King, "The voice bank corpus: Design, collection and data analysis of a large regional accent speech database," in *2013 international conference oriental COCOSA held jointly with 2013 conference on Asian spoken language research and evaluation (O-COCOSA/CASLRE)*. IEEE, 2013, pp. 1–4.
- [41] D. Dean, A. Kanagasundaram, H. Ghaemmaghami, M. H. Rahman, and S. Sridharan, "The QUT-NOISE-SRE protocol for the evaluation of noisy speaker recognition," in *Proceedings of Interspeech*, 2015, pp. 3456–3460.
- [42] J. Thiemann, N. Ito, and E. Vincent, "The diverse environments multichannel acoustic noise database (DEMAND): A database of multichannel environmental noise recordings," in *Proceedings of Meetings on Acoustics*. AIP Publishing, 2013, vol. 19.
- [43] P. ITU-T, "Objective measurement of active speech level," *ITU-T Recommendation*, 1993.
- [44] Recommendation ITU-R BS.1770-4, "Algorithms to measure audio programme loudness and true-peak audio level," *International Telecommunication Union (ITU)*, 2015.
- [45] J. Le Roux, S. Wisdom, H. Erdogan, and J. R. Hershey, "SDR-half-baked or well done?," in *IEEE International Conference on Acoustics, Speech and Signal Processing (ICASSP)*, 2019.
- [46] J. Jensen and C. H. Taal, "An algorithm for predicting the intelligibility of speech masked by modulated noise maskers," *IEEE/ACM Transactions on Audio, Speech, and Language Processing*, vol. 24, no. 11, pp. 2009–2022, 2016.
- [47] A. W. Rix, J. G. Beerends, M. P. Hollier, and A. P. Hekstra, "Perceptual evaluation of speech quality (PESQ)-a new method for speech quality assessment of telephone networks and codecs," in *IEEE international conference on acoustics, speech, and signal processing. Proceedings (ICASSP)*, 2001, vol. 2, pp. 749–752.
- [48] C. K. Reddy, V. Gopal, and R. Cutler, "DNSMOS P. 835: A non-intrusive perceptual objective speech quality metric to evaluate noise suppressors," in *IEEE International Conference on Acoustics, Speech and Signal Processing (ICASSP)*, 2022, pp. 886–890.
- [49] E. Perez, F. Strub, H. De Vries, V. Dumoulin, and A. Courville, "FiLM: Visual reasoning with a general conditioning layer," in *Proceedings of the AAAI conference on artificial intelligence*, 2018, vol. 32.
- [50] S. Leglaive, M. Fraticelli, H. ElGhazaly, L. Borne, M. Sadeghi, S. Wisdom, M. Pariente, J. R. Hershey, D. Pressnitzer, and J. P. Barker, "Objective and subjective evaluation of speech enhancement methods in the udase task of the 7th chime challenge," *Computer Speech and Language*, vol. 89, pp. 101685, 2025.
- [51] E. Tzinis, Z. Wang, and P. Smaragdis, "Sudo rm-rf: Efficient networks for universal audio source separation," in *2020 IEEE 30th International Workshop on Machine Learning for Signal Processing (MLSP)*. IEEE, 2020, pp. 1–6.
- [52] K. Zmolikova, M. S. Pedersen, and J. Jensen, "Masked spectrogram prediction for unsupervised domain adaptation in speech enhancement," *IEEE Open Journal of Signal Processing*, vol. 5, pp. 274–283, 2024.