

A Risk-Stratified Benchmark Dataset for Bad Randomness (SWC-120) Vulnerabilities in Ethereum Smart Contracts

1st Hadis Rezaei

Department of Computer Science
University of Salerno
Fisciano, Italy
hrezaei@unisa.it

2nd Rahim Taheri

School of Computing
University of Portsmouth
Portsmouth, United Kingdom
rahim.taheri@port.ac.uk

3rd Francesco Palmieri

Department of Computer Science
University of Salerno
Fisciano, Italy
fpalmieri@unisa.it

Abstract—Many Ethereum smart contracts rely on block attributes such as `block.timestamp` or `blockhash` to generate random numbers for applications like lotteries and games. However, these values are predictable and miner-manipulable, creating the Bad Randomness vulnerability (SWC-120) that has led to real-world exploits. Current detection tools identify only simple patterns and fail to verify whether protective modifiers actually guard vulnerable code. A major obstacle to improving these tools is the lack of large, accurately labeled datasets.

This paper presents a benchmark dataset of 1,752 Ethereum smart contracts with validated Bad Randomness vulnerabilities. We developed a five-phase methodology comprising keyword filtering, pattern matching with 58 regular expressions, risk classification, function-level validation, and context analysis. The function-level validation revealed that 49% of contracts initially classified as protected were actually exploitable because modifiers were applied to different functions than those containing vulnerabilities. We classify contracts into four risk levels based on exploitability: **HIGH_RISK** (no protection), **MEDIUM_RISK** (miner-exploitable only), **LOW_RISK** (owner-exploitable only), and **SAFE** (using Chainlink VRF or commit-reveal).

Our dataset is 51× larger than RNVulDet and the first to provide function-level validation and risk stratification. Evaluation of Slither and Mythril revealed significant detection gaps, as both tools identified none of the vulnerable contracts in our sample, indicating limitations in handling complex randomness patterns. The dataset and validation scripts are publicly available to support future research in smart contract security.

Index Terms—Smart Contract Security, Bad Randomness, Vulnerability Detection, Benchmark Dataset, Ethereum

I. INTRODUCTION

Blockchain platforms have transformed digital transactions through distributed, immutable ledgers. Smart contracts self-executing programs on these platforms automate agreements without intermediaries and have found applications in decentralized finance (DeFi), supply chain management, voting systems, and NFT markets [1], [2]. However, the immutability of smart contracts creates critical security challenges. Unlike traditional software that can be updated or patched, vulnerabilities in deployed smart contracts cannot be fixed after release [3]. This fundamental limitation has led to significant

financial losses. According to OWASP, over \$1.42 billion was lost in 149 documented incidents during 2024 [4].

One important but under studied vulnerability is *Weak Sources of Randomness*, catalogued in the Smart Contract Weakness Classification (SWC) registry as SWC-120 [5]. Many smart contracts require random numbers for applications such as lotteries, games, and token distributions. Developers commonly use block attributes `block.timestamp`, `blockhash`, `block.difficulty`, or `block.number` as sources of randomness. However, these values are visible to miners and can be manipulated within protocol constraints, allowing attackers to predict or alter outcomes in their favor [6]. The attack on the SmartBillions contract, which resulted in the theft of over 400 ether, exemplifies the exploitation of this vulnerability [7].

Several tools have been developed to automatically detect vulnerabilities in smart contracts, including well-known tools such as Mythril [8], Slither [9], and SmartCheck [10]. These tools employ various techniques including static analysis, symbolic execution, formal verification, and fuzzing. However, empirical studies have demonstrated that these tools suffer from high false positive and false negative rates [11]. A fundamental challenge is that tool developers cannot validate their detectors without high-quality labeled datasets. When datasets mislabel contracts for instance, marking a contract as “protected” simply because an `onlyOwner` modifier exists somewhere in the code, without verifying whether that modifier actually guards the function containing the vulnerable randomness pattern tools trained on such data learn incorrect detection patterns. This creates a vicious cycle where inadequate datasets lead to unreliable tools, which in turn produce more inadequate training data [12].

The available datasets for the Bad Randomness vulnerability are severely limited. The SWC-120 Registry provides only two example contracts and has not been updated since 2020, with the maintainers acknowledging it may be incomplete and contain errors [5]. SmartBugs Curated [13], which serves as a widely used benchmark for evaluating detection tools, contains only eight contracts in the Bad Randomness category

out of 143 vulnerable contracts with 208 labeled vulnerabilities. RNVulDet [14] provides the most comprehensive prior dataset with 34 known vulnerable contracts and 214 carefully audited safe contracts. Our previous work, TaintSentinel [15], identified 384 vulnerable contracts from the SmartBugs-Wild collection, but limited the search scope to lottery and gaming-related contracts, thereby missing vulnerable contracts in other domains such as DeFi protocols and token distribution systems.

This paper addresses these limitations through three key improvements over prior work. First, unlike TaintSentinel’s domain-specific approach, we search across all contract domains using block attribute keywords (`block.timestamp`, `blockhash`, etc.) for initial filtering, yielding $5\times$ more vulnerable contracts. Second, we introduce *function-level validation* that traces whether protective modifiers such as `onlyOwner` are applied directly to functions containing vulnerable code, rather than merely existing elsewhere in the contract. This validation revealed that 49% of contracts initially classified as protected were actually exploitable because the mitigation was applied to a different function than the one containing the vulnerability. Third, we provide *risk-based stratification* that classifies contracts into four levels (SAFE, LOW_RISK, MEDIUM_RISK, HIGH_RISK) based on exploitability by different attacker types (external, miner, owner) rather than binary vulnerable/safe labels.

The main contributions of this research are:

- 1) **Largest SWC-120 benchmark dataset:** We analyzed 17,466 contracts and identified 1,752 vulnerable contracts— $51\times$ larger than RNVulDet (34 vulnerable contracts), $5\times$ larger than TaintSentinel (384 contracts), and $219\times$ larger than SmartBugs Curated (8 contracts).
- 2) **Function-level mitigation validation:** We verify that protective modifiers guard the specific functions containing vulnerabilities, not merely exist elsewhere in the contract. This methodology can serve as a template for improving labeling accuracy in other vulnerability categories.
- 3) **Four-level risk classification:** We stratify contracts as SAFE, LOW_RISK, MEDIUM_RISK, or HIGH_RISK based on which attacker types can exploit them, rather than using binary vulnerable/safe labels that ignore partial mitigations.
- 4) **Context-aware analysis:** We distinguish legitimate uses of block attributes (e.g., proof-of-work mining tokens, time tracking) from vulnerable randomness generation (e.g., lotteries, gambling), reducing false positives through semantic understanding.
- 5) **Empirical tool evaluation:** We demonstrate that existing detection tools (Slither and Mythril) fail to detect vulnerable contracts with complex patterns, revealing significant gaps in current approaches that focus only on simple modulo operations while missing cases involving `keccak256` hashing, type casting, and indirect variable usage.

The remainder of this paper is organized as follows. Section II provides background on bad randomness vulnerabilities. Section III reviews existing detection tools and benchmark datasets. Section IV describes our five-phase dataset construction methodology and presents the final dataset. Section V evaluates existing detection tools on our dataset and discusses implications and limitations. Section VI concludes the paper.

II. BACKGROUND

This section explains bad randomness vulnerabilities in Solidity and common mitigation approaches.

A. Bad Randomness in Solidity

Ethereum’s execution environment is deterministic by design all nodes must reach the same state given the same inputs. This determinism makes true randomness impossible to generate on-chain. Developers often mistakenly use block attributes as pseudo random sources: `block.timestamp`, which is the timestamp set by the miner and can be manipulated within approximately 15 seconds according to protocol rules [16]; `blockhash(block.number)`, which returns the hash of a specified block where the current block’s hash is always zero and only the last 256 blocks are accessible; and `block.difficulty/block.prevrandao`, which after the Merge returns the RANDAO value that is also manipulable by validators.

A common vulnerable pattern involves hashing these values to produce a “random” number:

```
function random() public view returns
(uint) {
    return
    uint(keccak256(abi.encodePacked(
        block.timestamp,
        block.difficulty, msg.sender
    ))) % 100;
}
```

Fig. 1. Vulnerable randomness pattern using predictable block attributes (highlighted).

Miners can manipulate these values or selectively publish blocks to influence outcomes. Front-running attacks allow external observers to predict results before transaction execution.

B. Mitigation Mechanisms

Several approaches can mitigate bad randomness vulnerabilities. **Commit-Reveal Schemes** use a two-phase protocol where participants first submit a hash of their secret value, then reveal the actual value after all commitments are collected; the combined reveals produce randomness that no single party could predict. **Chainlink VRF** is a decentralized oracle providing verifiable random numbers with cryptographic proofs [17]. For each request, Chainlink VRF generates random values and cryptographic proof of how those values

were determined, which is published and verified on-chain. **Access Control** restricts function access via modifiers such as `onlyOwner`, limiting who can exploit the weakness; however, this does not eliminate the vulnerability it only reduces the attack surface to trusted parties.

III. RELATED WORK

This section reviews existing detection tools and benchmark datasets, highlighting their limitations.

A. Detection Tools

Several static analysis tools detect bad randomness patterns. **Slither** [9] reports “weak-prng” warnings for contracts using block variables in arithmetic operations. **Mythril** [8] uses symbolic execution to detect predictable randomness. **SmartCheck** [10] is a pattern-based analyzer that flags dangerous randomness sources.

a) Limitations.: These tools operate at contract level and cannot verify whether mitigations actually protect vulnerable functions. They detect only simple patterns (e.g., direct modulo operations) while missing complex cases involving keccak256 hashing and type casting.

B. Benchmark Datasets

Existing benchmark datasets for SWC-120 are summarized in Table I. The **SWC Registry** [5] contains only two example contracts and has not been updated since 2020. **SmartBugs Curated** [13] includes eight contracts in the Bad Randomness category. **RNVulDet** [14] provides 34 vulnerable and 214 safe contracts. **TaintSentinel** [15] identified 384 vulnerable contracts but limited search to lottery and gaming domains.

TABLE I
EXISTING SWC-120 BENCHMARK DATASETS AND THEIR LIMITATIONS.

Dataset	Samples	Risk	Valid.
SWC Registry [5]	2	No	No
SmartBugs Curated [13]	8	No	Partial
RNVulDet [14]	34	No	Unknown
TaintSentinel [15]	384	No	Yes
Our Dataset	1,752	Yes	Yes

a) Limitations.: These datasets are too small for training machine learning models (2-384 samples). None provide risk-level classification or function-level validation. Datasets may label contracts as “protected” based solely on modifier presence without verifying the modifier guards the vulnerable function, leading to mislabeled training data.

IV. DATASET CONSTRUCTION AND VALIDATION

This section describes our multi-phase approach to constructing a labeled benchmark dataset for SWC-120 vulnerabilities. A key limitation of existing detection tools is their inability to distinguish between *pattern presence* and *actual exploitability*. For example, a tool may flag a contract as vulnerable if it uses `block.timestamp` in randomness

generation, then flag it as protected if an `onlyOwner` modifier exists without verifying whether that modifier guards the specific function containing the vulnerability. This contract-level analysis produces high false positive rates and provides unreliable training data for machine learning models.

Our methodology addresses this limitation through five phases: data collection with broad keyword filtering (Section IV-A), vulnerability pattern labeling (Section IV-B), risk-level classification (Section IV-C), function-level validation (Section IV-D), and context-aware refinement (Section IV-E). The function-level validation phase is our core methodological contribution, enabling us to identify contracts where mitigations exist but fail to protect vulnerable code. Figure 2 illustrates the overall pipeline.

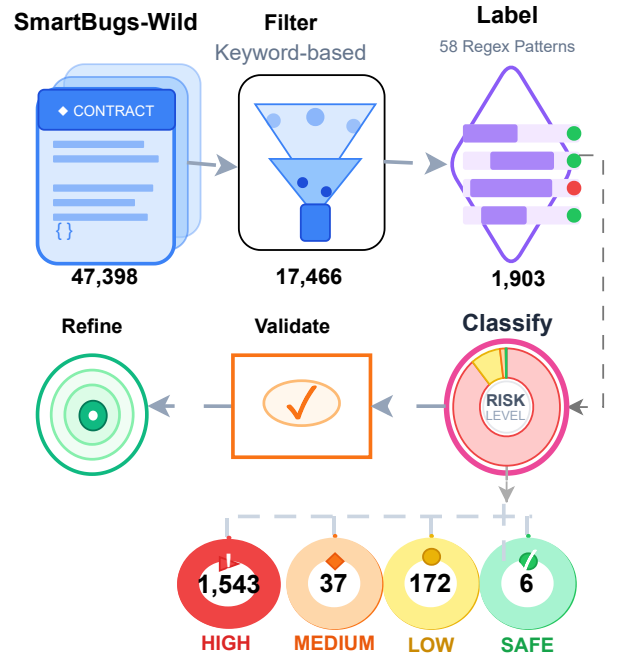


Fig. 2. Dataset construction pipeline showing contract counts at each phase. The final output is categorized into four risk levels.

A. Phase 1: Data Collection and Keyword Filtering

a) Design Decision.: We use broad keyword filtering rather than domain-specific search (e.g., lottery, gambling) to avoid missing vulnerable contracts in unexpected contexts such as DeFi liquidation mechanisms or token distribution systems. Prior work TaintSentinel [15] limited search to gaming-related contracts, thereby excluding vulnerabilities in other domains.

We used the SmartBugs-Wild dataset [13] as our data source, containing 47,398 unique Ethereum smart contracts collected from Etherscan. We filtered contracts containing at least one of the

following block attributes: `block.timestamp`, `blockhash`, `block.difficulty`, `block.number`, `block.coinbase`, and `block.gaslimit`. This step reduced the dataset to **17,466 contracts** (63.1% reduction). Note that the presence of these keywords does not imply vulnerability; many contracts use block attributes for legitimate purposes such as time tracking. The subsequent phases distinguish between safe and vulnerable usage patterns.

B. Phase 2: Vulnerability Pattern Labeling

a) *Design Decision.*: Existing tools detect only simple patterns (e.g., `block.timestamp % n`). We developed 58 regular expressions organized into 9 semantic groups to capture complex patterns involving `keccak256` hashing, type casting, and indirect variable usage that account for the majority of real-world vulnerabilities.

These patterns capture bad randomness sources documented in SWC-120 [5], along with additional patterns identified during analysis such as `block.prevrandao` and `gasleft()`. Table II summarizes the pattern groups.

Group G1 detects direct modulo operations with block attributes, such as `block.timestamp % players.length`. Groups G2 and G3 address a common misconception that hashing predictable values provides security: G2 identifies type casting from `keccak256` or `sha3` to `uint`, while G3 detects hashed values used with modulo operations. Groups G4 and G5 target `blockhash` usage, including the deprecated `block.blockhash` syntax and assignments to variables such as `answer` or `result`. Group G6 matches assignments to variables named `seed` or `random` from predictable sources. Group G7 identifies winner selection patterns using block attributes. Group G8 detects stored block numbers and direct `uint` casts from `blockhash`. Group G9 captures contextual patterns where randomness-related keywords appear alongside `keccak256` with block attributes.

TABLE II
VULNERABILITY DETECTION PATTERNS ORGANIZED BY SEMANTIC CATEGORY.

ID	Pattern Category	Count
G1	Direct modulo with block attributes	10
G2	Type cast from <code>keccak256/sha3</code> to <code>uint</code>	11
G3	<code>keccak256</code> hash with modulo operator	15
G4	<code>keccak256</code> with <code>block.blockhash</code>	1
G5	<code>blockhash</code> as answer/comparison	4
G6	Seed/random variable with predictable source	10
G7	Winner selection using block attributes	2
G8	Stored block number and <code>uint</code> cast from <code>blockhash</code>	3
G9	Randomness context with <code>keccak256</code>	2
Total		58

The labeler first checks for Chainlink VRF usage; contracts with VRF are labeled SAFE. Remaining contracts are labeled as vulnerable if they match at least one pattern. Of the 17,466 filtered contracts, **1,903** (10.8%) matched one or more patterns and proceeded to risk classification.

1) *Pattern Distribution Analysis.*: Figure 3 shows the distribution of detected patterns across the 1,903 candidate contracts. Group G1 (direct modulo operations) was the most prevalent, appearing in 687 contracts (36.1%). Groups G2 and G6 followed with 412 (21.7%) and 298 (15.7%) contracts, respectively. The high frequency of G1 patterns indicates that developers commonly use the simplest and most vulnerable form of randomness generation. Groups G4 and G9 were the least common, each appearing in fewer than 50 contracts.

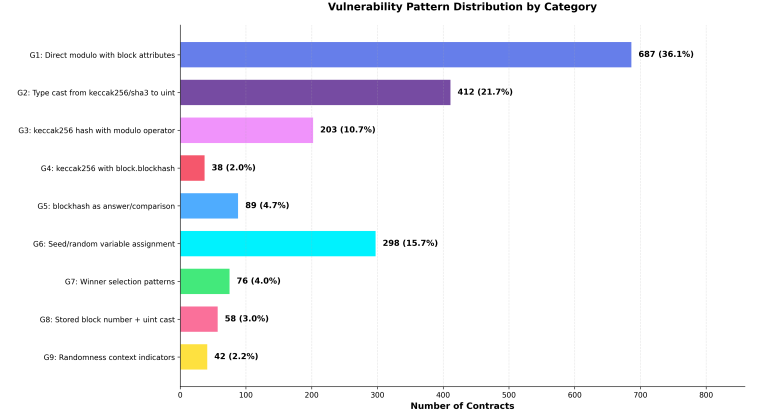


Fig. 3. Distribution of vulnerability patterns across 1,903 candidate contracts. G1 (direct modulo) and G2 (uint cast) together account for 57.8% of all patterns.

2) *Validation with Ground Truth.*: To evaluate the accuracy of our pattern-based labeler, we tested it against a ground truth dataset compiled from SWC Registry [5], SmartBugs Curated [13], and our previous work, TaintSentinel [15]. This dataset includes contracts with documented bad randomness vulnerabilities as well as safe contracts that use block attributes for legitimate purposes such as time tracking.

Table III presents the evaluation results. The labeler correctly classified all 32 contracts, achieving 100% accuracy with no false positives or false negatives.

TABLE III
GROUND TRUTH EVALUATION RESULTS.

TP	TN	FP	FN	Acc.	Prec.	Rec.	F1
22	10	0	0	100%	100%	100%	100%

C. Phase 3: Risk-Level Classification

a) *Design Decision.*: Binary vulnerable/safe labels ignore partial mitigations that restrict attacker capabilities. We classify contracts into four risk levels based on which attacker types can exploit them: external attackers (deploy malicious contracts), miners (manipulate block attributes), and owners (control privileged functions). This stratification enables prioritization of remediation efforts.

Exploitability depends on who can trigger the randomness function and what protective mechanisms are in place. We classify contracts into four risk levels based on detected

mitigations and their effectiveness against three attacker types: *external attackers* who deploy malicious contracts, *miners* who manipulate block attributes, and *owners* who control privileged functions. Table IV summarizes the classification criteria and initial results.

TABLE IV
RISK LEVELS, ATTACKER CAPABILITIES, AND INITIAL CLASSIFICATION RESULTS.

Risk Level	Mitigation	Ext.	Miner	Owner	Count	%
SAFE	VRF / Commit-Reveal	×	×	×	6	0.
LOW	onlyOwner	×	×	✓	1,167	61
MEDIUM	tx.origin / future block	×	✓	✓	47	2.
HIGH	None	✓	✓	✓	683	35
Total					1,903	10

✓ can exploit × cannot exploit

b) *SAFE.*: Contracts that use Chainlink VRF (detected via `VRFConsumerBase`, `requestRandomWords`, or `fulfillRandomness`) or implement a Commit-Reveal scheme (detected via paired `commit` and `reveal` functions). VRF provides cryptographically secure randomness through an external oracle; Commit-Reveal separates commitment from revelation, preventing prediction attacks.

c) *LOW_RISK.*: Contracts that contain access control patterns such as `onlyOwner`, `onlyAdmin`, or `require(msg.sender==owner)`. External attackers and miners cannot invoke the protected function; exploitation requires the owner to act maliciously.

d) *MEDIUM_RISK.*: Contracts that implement `tx.origin==msg.sender` checks or use a future block pattern (e.g., `block.number+delay`). The `tx.origin` check ensures the caller is an externally owned account, blocking contract-based attacks; miners can still manipulate block attributes within protocol limits.

e) *HIGH_RISK.*: Contracts with no detected mitigation. The randomness function is publicly callable and relies on predictable block attributes. Any attacker can deploy a contract to predict the outcome within the same transaction.

The high proportion of *LOW_RISK* contracts (61.3%) was unexpected and prompted further investigation. As shown in Figure 4, subsequent validation phases revealed that many of these classifications were incorrect because the mitigation was not applied to the vulnerable function.

D. Phase 4: Function-Level Validation

a) *Motivation and Novelty.*: Existing tools and datasets check whether a contract contains both a vulnerability pattern and a mitigation mechanism, but do not verify whether the mitigation actually protects the vulnerable code. For example, `onlyOwner` might protect a `withdraw` function while the `playLottery` function containing bad randomness remains publicly accessible. This contract-level analysis produces false positives where apparently “protected” contracts are fully exploitable. Our function-level validation is the first to trace

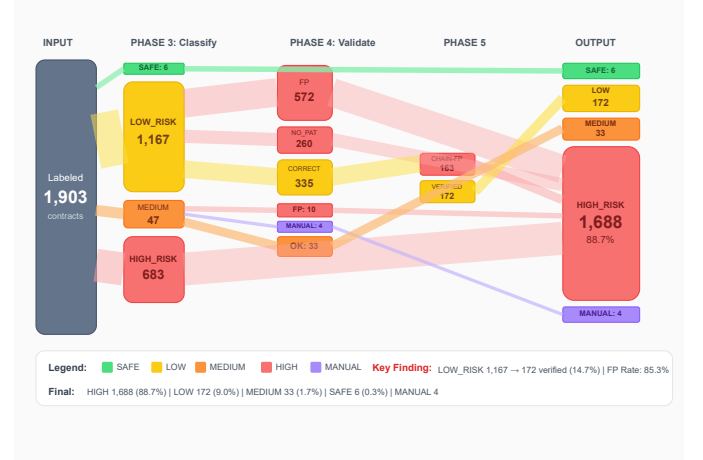


Fig. 4. Validation flow showing contract reclassification across phases. The *LOW_RISK* category decreased from 1,167 to 172 contracts (85.3% false positive rate) after function-level validation.

whether mitigations guard specific vulnerable functions, not merely exist elsewhere in the contract.

We developed a function-level validation algorithm to verify that mitigation mechanisms actually protect the vulnerable code. The algorithm extracts all functions from the contract source code using bracket counting to handle nested structures. For each function, it checks whether any bad randomness pattern from Table II is present. If a vulnerable function is public or external, the algorithm verifies that the mitigation modifier is applied directly to that function. For internal or private functions, the algorithm traces the call chain to identify all public callers and verifies that each caller has the required mitigation.

Algorithm 1 provides the formal specification. The algorithm returns one of three verdicts: `CORRECT` if all vulnerable functions are properly protected, `FALSE_POSITIVE` if any vulnerable function lacks protection, or `NO_PATTERN_IN_FUNCTIONS` if the pattern exists at contract level but not within any function body.

Applying this algorithm to the 1,167 *LOW_RISK* contracts revealed significant misclassification. In the first validation pass, 572 contracts (49.0%) were reclassified as `FALSE_POSITIVE` because the `onlyOwner` modifier was not applied to the function containing the bad randomness pattern. An additional 260 contracts showed `NO_PATTERN_IN_FUNCTIONS`, indicating the pattern existed outside function bodies.

For the 335 contracts that passed initial validation, we performed a second pass with call-chain analysis. This identified 163 additional `FALSE_POSITIVE` cases (48.7%) where an internal function with bad randomness was called by an unprotected public function. After both validation passes, only **172 contracts** (14.7% of the original 1,167) were confirmed as correctly classified *LOW_RISK*.

We applied the same validation to the 47 *MEDIUM_RISK*

Algorithm 1 Function-Level Mitigation Validation**Require:** Contract source C , expected mitigation M **Ensure:** Verdict $\in \{\text{CORRECT}, \text{FALSEPOSITIVE}, \text{NOPATTERN}\}$

```

1:  $F \leftarrow \text{ExtractFunctions}(C)$ 
2:  $V \leftarrow \{f \in F \mid \text{ContainsBadPattern}(f)\}$ 
3: if  $V = \emptyset$  then
4:   return NOPATTERN
5: end if
6: for all  $f \in V$  do
7:   if  $f.\text{visibility} \in \{\text{public}, \text{external}\}$  then
8:      $\text{isProtected} \leftarrow \text{HasMitigation}(f, M)$ 
9:   else
10:     $\text{callers} \leftarrow \text{GetPublicCallers}(f, F)$ 
11:     $\text{isProtected} \leftarrow \forall c \in \text{callers} : \text{HasMitigation}(c, M)$ 
12:   end if
13:   if  $\neg \text{isProtected}$  then
14:     return FALSEPOSITIVE
15:   end if
16: end for
17: return CORRECT

```

contracts, identifying 10 FALSE_POSITIVE cases and 4 NO_PATTERN_IN_FUNCTIONS cases, leaving **37 confirmed MEDIUM_RISK** contracts.

E. Phase 5: Context-Aware Refinement

a) *Design Decision.*: Some contracts legitimately use block attributes for purposes other than randomness. Mining tokens use `blockhash` and `block.number` for proof-of-work puzzles where predictability does not constitute a vulnerability security comes from computational cost, not unpredictability. Context analysis prevents false positives by distinguishing intended use.

We performed context analysis on the 260 contracts where patterns appeared outside callable functions (the NO_PATTERN_IN_FUNCTIONS cases from Section IV-D). The analysis examined keyword frequency across contract names, function names, and variable names to determine the intended use of block attributes.

Contracts containing keywords such as `mint`, `difficulty`, `nonce`, `mining`, or `reward` were classified as MINING tokens. Contracts containing keywords such as `lottery`, `jackpot`, `prize`, `bet`, or `gamble` were classified as LOTTERY applications where the bad randomness pattern represents a genuine vulnerability. Contracts with insufficient context were flagged as UNKNOWN for manual review.

Table V shows the classification results. Mining tokens (138 contracts) were excluded from the final dataset because their use of block attributes is not intended for randomness generation. Similarly, 7 contracts from the UNKNOWN category were excluded as they use block attributes solely for time tracking purposes. In total, 145 contracts were excluded as out-of-scope. The remaining contracts were classified as

follows: Lottery contracts (108) were labeled as HIGH_RISK, and 7 UNKNOWN contracts identified as vulnerable gambling applications were also labeled as HIGH_RISK.

TABLE V
CONTEXT-AWARE CLASSIFICATION OF 260 NO_PATTERN_IN_FUNCTIONS CONTRACTS.

Category	Count	%	Final Classification
MINING	138	53.1	Excluded (not randomness)
LOTTERY	108	41.5	HIGH_RISK
UNKNOWN	14	5.4	Manual review [†]
Total	260	100	

[†]Result: 7 Excluded (time tracking), 7 HIGH_RISK

F. Final Dataset and Comparison

After all validation phases, the final labeled dataset contains **1,758 contracts** distributed as shown in Table VI. The dataset is publicly available on GitHub¹.

TABLE VI
FINAL DATASET COMPOSITION.

Category	Count	%	Label
HIGH_RISK	1,543	87.8	Vulnerable
LOW_RISK	172	9.8	Vulnerable*
MEDIUM_RISK	37	2.1	Vulnerable*
SAFE	6	0.3	Not Vulnerable
Total	1,758	100	—

*Vulnerable with partial mitigation (limited attacker scope)

1) *Comparison with Existing Datasets*: Table VII compares our dataset with existing SWC-120 benchmark resources. The SWC Registry provides only 2 example contracts for bad randomness. SmartBugs Curated contains 8 contracts in the bad_randomness category. RNVulDet [14], the most comprehensive prior work, provides 34 contracts with documented vulnerabilities plus 214 contracts labeled as safe.

Our dataset provides **51× more vulnerable contracts** than RNVulDet and is the first to include risk-level classification. The function-level validation methodology can serve as a template for improving labeling accuracy in other vulnerability categories.

TABLE VII
COMPARISON WITH EXISTING SWC-120 BENCHMARK DATASETS.

Dataset	Vuln.	Safe	Risk	Func.	Year
SWC Registry	2	—	×	×	2018
SmartBugs Curated	8	—	×	×	2020
RNVulDet	34	214	×	×	2023
Ours	1,752	6	✓	✓	2026

Risk = Risk-level classification Func. = Function-level validation

¹<https://github.com/HadisRe/BadRandomness-SWC120-Dataset>

V. DISCUSSION

We evaluate existing detection tools on our dataset, discuss implications for tool developers and the research community, analyze the prevalence of unprotected contracts, and acknowledge limitations of our approach.

A. Comparison with Existing Detection Tools

To evaluate the effectiveness of existing vulnerability detection tools on our dataset, we tested Slither [9] and Mythril [8], two widely-used tools for detecting SWC-120 vulnerabilities (see Section III-A).

1) *Experimental Setup*: We ran Slither (v0.11.3) on all 1,752 vulnerable contracts in our dataset. For Mythril (v0.24.8), due to its significantly longer analysis time, we evaluated a representative sample of 76 contracts (56 vulnerable, 20 safe). Each tool was configured to detect randomness-related vulnerabilities with a timeout of 120 seconds per contract.

2) *Results*: Table VIII presents the detection performance of both tools compared to our ground truth labels.

TABLE VIII
COMPARISON OF EXISTING DETECTION TOOLS ON OUR DATASET.

Tool	TP	TN	FP	FN	Acc.	Prec.	Rec.	F1
Slither	0	6	0	1,752	0.3%	0.0%	0.0%	0.0%
Mythril	0	5	0	51	8.9%	0.0%	0.0%	0.0%
Our Labeler	1,752	6	0	0	100%	100%	100%	100%

Both Slither and Mythril achieved 0% recall, failing to detect any of the vulnerable contracts in our dataset.

3) *Analysis of Detection Failure*: To understand why existing tools failed, we analyzed the detection patterns used by each tool:

- **Slither’s weak-prng detector** only identifies direct modulo operations on `block.timestamp`, `now`, or `blockhash`. It does not detect patterns involving `keccak256` hashing, type casting, or indirect usage through variables.
- **Mythril’s SWC-120 detector** uses symbolic execution to find timestamp dependence but focuses primarily on direct comparisons rather than the complex patterns commonly found in real-world contracts.

Figure 5 illustrates the coverage gap. Our dataset contains 9 pattern groups (G1–G9), but Slither only partially covers G1, and Mythril covers a similarly narrow subset. Groups G2–G9, which account for 63.9% of our dataset, are completely undetected by both tools.

B. Implications for Detection Tools

Our findings reveal a fundamental limitation in current vulnerability detection tools. Contract-level pattern matching checking whether a contract contains both a vulnerability pattern and a mitigation mechanism produces unacceptably high false positive rates (49% in our evaluation). Detection tools should implement function-level analysis to verify that mitigations actually protect vulnerable code paths.

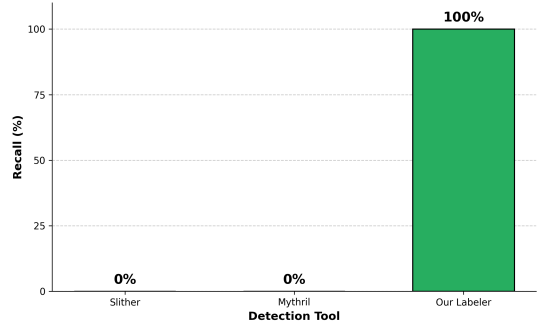


Fig. 5. Recall comparison of vulnerability detection tools. Existing tools (Slither, Mythril) achieve 0% recall on our dataset, while our pattern-based labeler achieves 100% recall by design.

C. The Prevalence Problem

Our dataset reveals that 87.8% of contracts with bad randomness patterns have no mitigation whatsoever, classified as `HIGH_RISK` in our four-level stratification (contribution 3). This finding was only possible through our function-level validation (contribution 2), which distinguished truly unprotected contracts from those where mitigations exist but fail to guard vulnerable functions.

This prevalence has significant implications for the research community. First, it demonstrates that bad randomness remains a widespread problem despite years of published research and tool development, indicating a critical gap between academic knowledge and industry practice. The tools should focus on the 87.8% of `HIGH_RISK` contracts where exploitation requires no special privileges, rather than treating all vulnerabilities equally.

For the developer community, this finding represents substantial financial risk. Many of these unprotected contracts manage funds in DeFi protocols, lotteries, and token distributions where predictable randomness enables direct theft. The high prevalence suggests that developers either remain unaware of this vulnerability class or underestimate its severity.

D. Limitations

Our approach has several limitations. First, we analyze only contracts with available source code, excluding bytecode-only contracts. Second, our 58 patterns may not capture all possible bad randomness implementations. Third, we do not trace randomness usage across contract boundaries through inter-contract calls. Fourth, new vulnerability patterns may emerge as Solidity evolves. Finally, Mythril was evaluated on a sample of 76 contracts due to computational constraints; results may vary on the full dataset.

VI. CONCLUSION

We presented a benchmark dataset of 1,758 smart contracts labeled for bad randomness (SWC-120) vulnerabilities. Our five-phase methodology data collection, pattern labeling, risk classification, function-level validation, and context-aware refinement addresses critical limitations of existing datasets and detection tools.

The key contributions are: (1) the largest validated SWC-120 benchmark dataset, $51\times$ larger than RNVulDet; (2) a four-level risk classification based on exploitability; (3) function-level validation revealing that 49% of apparently protected contracts were actually exploitable; and (4) empirical evidence that existing tools (Slither, Mythril) achieve 0% recall on diverse bad randomness patterns.

Our dataset is publicly available to support future research in smart contract security analysis and the development of more comprehensive detection tools.

ACKNOWLEDGMENT

The authors would like to thank the SmartBugs team for making their dataset publicly available.

REFERENCES

- [1] N. Atzei, M. Bartoletti, and T. Cimoli, “A survey of attacks on Ethereum smart contracts (SoK),” in *Principles of Security and Trust (POST)*. Springer, 2017, pp. 164–186.
- [2] H. Rezaei *et al.*, “SoK: Root cause of \$1 billion loss in smart contract real-world attacks via a systematic literature review of vulnerabilities,” *arXiv preprint arXiv:2507.20175*, Jul. 2025. [Online]. Available: <https://arxiv.org/abs/2507.20175>
- [3] H. Chu, P. Zhang, H. Dong, Y. Xiao, S. Ji, and W. Li, “A survey on smart contract vulnerabilities: Data sources, detection and repair,” *Information and Software Technology*, vol. 159, p. 107221, 2023.
- [4] OWASP Foundation. (2025) Smart contract top 10 2025. [Online]. Available: <https://owasp.org/www-project-smart-contract-top-10/>
- [5] Smart Contract Weakness Classification. (2020) SWC-120: Weak sources of randomness from chain attributes. [Online]. Available: <https://swcregistry.io/docs/SWC-120>
- [6] OWASP Foundation, “Insecure randomness,” [Online], 2023. [Online]. Available: <https://owasp.org/www-project-smart-contract-top-10/2023/en/src/SC08-insecure-randomness.html>
- [7] SmartBillions, “Smartbillions hackathon smart contract hacked with \$120,000,” [Online], Oct 2017. [Online]. Available: <https://medium.com/@SmartBillions/smartbillions-hackathon-smart-contract-hacked-with-120-000-b62a66b34268>
- [8] B. Mueller, “Smashing Ethereum smart contracts for fun and real profit,” in *HITB Security Conference*, 2018.
- [9] J. Feist, G. Grieco, and A. Groce, “Slither: A static analysis framework for smart contracts,” in *IEEE/ACM 2nd International Workshop on Emerging Trends in Software Engineering for Blockchain (WETSEB)*, 2019, pp. 8–15.
- [10] S. Tikhomirov, E. Voskresenskaya, I. Ivanitskiy, R. Takhaviev, E. Marchenko, and Y. Alexandrov, “SmartCheck: Static analysis of Ethereum smart contracts,” in *Proceedings of the 1st IEEE/ACM International Workshop on Emerging Trends in Software Engineering for Blockchain (WETSEB)*, 2018, pp. 9–16.
- [11] T. Durieux, J. F. Ferreira, R. Abreu, and P. Cruz, “Empirical review of automated analysis tools on 47,587 Ethereum smart contracts,” in *ACM/IEEE 42nd International Conference on Software Engineering (ICSE)*, 2020, pp. 530–541.
- [12] M. di Angelo and G. Salzer, “Consolidation of ground truth sets for weakness detection in smart contracts,” in *Financial Cryptography and Data Security. FC 2023 International Workshops*, ser. Lecture Notes in Computer Science, vol. 13953. Springer, 2024, pp. 439–455.
- [13] J. F. Ferreira, P. Cruz, T. Durieux, and R. Abreu, “Smartbugs: A framework to analyze solidity smart contracts,” in *Proceedings of the 35th IEEE/ACM International Conference on Automated Software Engineering (ASE)*, 2020, pp. 1349–1352.
- [14] P. Ma, Z. Liu, X. Xue, Z. Chen, L. Wu, and S. Wang, “Demystifying random number in Ethereum smart contract: Taxonomy, vulnerability identification, and attack detection,” *IEEE Transactions on Software Engineering*, vol. 49, no. 7, pp. 3585–3602, 2023.
- [15] H. Rezaei *et al.*, “TaintSentinel: Path-level randomness vulnerability detection for Ethereum smart contracts,” *2025 IEEE International Conference on Blockchain (Blockchain)*, 15–22, Oct. 2025. [Online]. Available: <https://arxiv.org/abs/2510.18192>
- [16] Solidity Documentation, “Units and globally available variables,” 2024, accessed: 2025. [Online]. Available: <https://docs.soliditylang.org/en/latest/units-and-global-variables.html>
- [17] Chainlink Labs, “Chainlink vrf (verifiable random function),” 2024, accessed: 2025. [Online]. Available: <https://docs.chain.link/vrf>