

Enhancing Formal Software Specification with Artificial Intelligence

Antonio Abu Nassar, Eitan Farchi

IBM Research

antonio.abu.nassar@ibm.com, farchi@il.ibm.com

January 2026

Abstract

Formal software specification is known to enable early error detection and explicit invariants, yet it has seen limited industrial adoption due to its high notation overhead and the expertise required to use traditional formal languages. This paper presents a case study showing that recent advances in artificial intelligence make it possible to retain many of the benefits of formal specification while substantially reducing these costs. The necessity of a clear distinction between what is controlled by the system analyst and can highly benefit from the rigor of formal specification and what need not be controlled is demonstrated. We use natural language augmented with lightweight mathematical notation and written in L^AT_EX as an intermediate specification language, which is reviewed and refined by AI prior to code generation. Applied to a nontrivial simulation of organizational knowledge growth, this approach enables early validation, explicit invariants, and correctness by design, while significantly reducing development effort and producing a correct implementation on the first attempt.

Contents

0.1	Introduction	6
0.2	Experiment – Codeless Development	8
0.2.1	The base prompt	8
0.3	Simulation Definition Review	9
0.3.1	User Question	9
0.3.2	Review and Analysis	9
0.3.3	User clarifications based on the above	11
0.3.4	The updated prompt	11
0.3.5	User Question	12
0.3.6	Consistency and Validity of updated simulation definition	12
0.3.7	Creation of the implementation	13
0.3.8	Generated code	13
0.4	Adding Shapley Value in Cooperative Recommendation Games	13
0.4.1	Basic Shapely value prompt	13
0.4.2	Consistency	14
0.4.3	Ambiguities and Inconsistencies Concerning the Shapley Value	14
0.4.4	Recommendations to resolve ambiguities	15
0.4.5	Clarifying ambiguity	15
0.4.6	Corrected Simulation Definition with Shapley Value Integration	16
0.4.7	Updated simulation	17
0.5	Putting it together - Shapely value and the two simulation tasks	17
0.5.1	Corrected simulation specification with Shapley Value and the two simulation tasks	18

0.5.2	Generated Code	19
0.6	Leaving the organization	20
0.6.1	Leaving the organization specification	20
0.6.2	Ambiguities related to leaving the organization	22
0.6.3	Clarification of the leave the organization feature	24
0.6.4	Revised Simulation Specification with the “Leaving the Organization” Feature	24
0.6.5	Result of the simulation	27
0.7	More than one organization	27
0.7.1	Simulation Specification with more than one organization	28
0.7.2	Ambiguities and Inconsistencies in the Multi-Organization Specification	31
0.7.3	Clarifying ambiguity	34
0.7.4	Multi-Organization Simulation Specification	35
0.7.5	Generated simulation	38
0.7.6	More than one organization - adding back simulation tasks	38
0.8	Adding a correctness claim	42
0.8.1	Correctness claim	42
0.8.2	Correctness proof	43
0.8.3	Proof review	45
0.8.4	Asking the AI to suggest invariants	45
0.8.5	Comments on AI suggested invariants	47
0.8.6	Implementation with the invariant	47
0.9	Comparing two tg strategies that use k edges	47
0.9.1	Comparing two tg strategies that use k edges	47
0.9.2	Generated simulation	52
0.10	Ambiguous business specification	53
0.11	Related Work	60
0.12	Conclusion	60
0.13	Acknowledgments	61

<i>CONTENTS</i>	5
Appendix	63
A Prompt for generating a simulation with an invariant	63
A.1 More than one organization - adding back simulation tasks	63

0.1 Introduction

The benefits of formal software specification—such as early detection of design flaws, explicit assumptions, and built-in invariants—are widely acknowledged in both academia and industry. Nevertheless, formal methods have seen limited industrial adoption[3]. The primary barriers are the significant overhead involved in writing and maintaining formal specifications, as well as the specialized expertise required to use traditional specification languages (e.g., Z, VDM). As a result, many systems continue to rely on informal natural-language requirements, deferring correctness concerns to later development and testing stages.

Recent advances in artificial intelligence raise a natural and timely question: *can we obtain many of the benefits of formal specification while avoiding or substantially reducing its traditional costs?* This paper presents a case study demonstrating that the answer is affirmative. We show that natural language, when augmented with lightweight mathematical notation and written in L^AT_EX, can serve as an effective intermediate specification language. When combined with AI-based review, reflection, and code generation, this approach enables early validation, explicit invariants, and a strong form of correctness-by-design—without the burden of heavyweight formal methods.

Our case study focuses on a simulation of knowledge growth within an organization. This domain was deliberately chosen because it is sufficiently rich to require nontrivial structure, invariants, and parameterization, while still being accessible and interpretable. The simulation therefore serves as a realistic and demanding testbed for evaluating AI-assisted specification and development.

A central goal of this work is to *shift validation left* as much as possible in the development lifecycle. We leverage AI throughout the specification, design, and validation process, using natural language as the primary interface between the human and the system. Core requirements and design decisions are refined through AI-driven reflection and other agentic design patterns, with the aim of producing a system that is inherently correct by construction rather than corrected post hoc through debugging.

We examine two distinct methodologies for developing the simulation from a natural-language specification. In the first approach, the simulation is corrected iteratively based solely on its execution results. In the second approach, AI is used to review and refine the specification *before* any code is generated or executed. Figure 1 illustrates these two workflows. Empirically, the second approach required approximately $\frac{1}{6}$ of the time needed by the first and produced a correct simulation on the first code-generation attempt, highlighting the practical value of early, AI-assisted specification review.

The specification style used in this work can be viewed as an intermediate representation between informal natural language and fully formal specification languages. Natural language is enriched with mathematical notation, enabling precise assertions that can be reasoned about, proved at the specification level, and later translated into runtime invariants.

An important observation from the study is that, while high-level invariants were envisioned by the human designer, the AI often proposed lower-level invariants that were both correct and useful. This division of labor proved effective: the human focused on

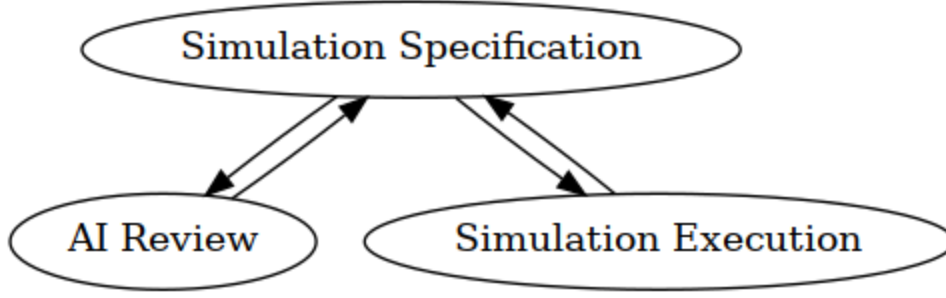


Figure 1: Simulation methodology flow showing iterative connections between specification, AI review, and execution.

conceptual intent, while the AI contributed detailed consistency checks. However, we also encountered attention limitations. As the specification grew beyond a few pages, the AI occasionally omitted parts of it during generation. This reinforces the importance of abstraction, modularization, and decomposition when working with longer specifications.

Beyond faithfully implementing stated requirements, the AI frequently suggested natural and valuable extensions that had not been explicitly requested. In a business setting, such suggestions might include internationalization or configurability. In our case study, one notable example was the proposal to introduce Monte Carlo simulation to ensure statistical stability of the results. These contributions were welcomed, provided they could be validated at the specification level.

Throughout the development of the simulation, the generated code itself was not manually reviewed, as the combination of specification-level reasoning and invariant checking proved sufficient. The final system supports multiple experimental configurations, automatically compares alternative strategies, and produces succinct conclusions about their relative effectiveness. Interestingly, prompting the AI to explicitly summarize experimental conclusions required some repetition, suggesting an area for further refinement of agentic workflows.

An additional experiment, described in Section 0.10, used summarization of the refined, carefully written specification of the business logic, to obtain a version of the specification where the line between what the system analyst wants to control and what the analyst does not want to control became blurred. The experiment emphasizes the primacy of precision when writing specifications for business logic, and the importance of a clear distinction between areas of strict control and areas where control is not desired.

All experiments reported in this paper were conducted using AI. The generated code is written in Python and is available via linked Google Colab notebooks. The documented sequence of prompts and responses can serve as a benchmark for comparing the capabilities of different AI agents in specification-driven software development.

For readability, the reader is encouraged to first follow the high-level development flow, skimming the prompts and AI responses, before diving into the details. The table of contents provides a clear overview of the interaction structure, and visual boxes are used throughout the text to distinguish between human prompts (blue) and AI replies (red).

0.2 Experiment – Codeless Development

To gain experience in creating software solely based on its behavior and refining its natural language specification, I defined a game that simulates the impact of a *Tertius Gaudens* (the third who links)—a person in an organization who connects other individuals or groups—on the growth of knowledge within the organization. The basic prompt used to initiate this experiment is available in [0.2.1](#).

I dedicated approximately four hours to this exercise. The interaction resulted in the generation of hundreds of lines of code, which can be viewed here: [Notebook](#).

Additionally, a 7-page report was produced: [Report](#).

Interestingly, I did not inspect the code directly during the development process. Instead, I relied on iterative prompting and reviewing simulation results to guide the development. The report was validated through careful reading and minor adjustments. I estimate that creating the simulation and conducting the research from scratch would have taken me a week.

0.2.1 The base prompt

Human Prompt

Prompt:

Given the following definition of the simulation, will you be able to write tests for it?

We are given a graph G . The vertices are a set of inventors v_1, v_2, \dots, v_n . An edge (v_i, v_j) means that v_i and v_j communicate. Each inventor is associated with a set of invention items, initialized to the empty set.

The game is played in stages. In each stage, another player called **tg** can decide to add k edges to the graph, where $k < n^2$. For example, consider $k = 1$.

Next, each clique produces a new knowledge item with probability:

$$\frac{\text{Number of knowledge items owned by clique members}}{\text{Total number of knowledge items}}$$

If a new knowledge item is created, it is added to the knowledge set of each clique member.

If the clique that created a knowledge item includes an edge added by **tg**, then **tg** gains a reward of 1.

The game is repeated starting from the initial graph.

Task:

Create a simulation of the game in Python for five players:

- v_1 connected to v_2 and v_3

- v_2 connected to v_3
- v_3 connected to v_4 and v_5
- v_4 connected to v_5

Include a **tg** player with $k = 1$. Play the game for 10 stages. Represent plots of:

- The gain of **tg**
- The knowledge growth of each player

Let **tg** choose an edge to add:

- Randomly in one simulation
- Always connecting v_1 and v_4 in another simulation

0.3 Simulation Definition Review

By iterating with the AI, I addressed inconsistencies it identified during the review process. The iterations below resulted in a specification that is consistent and a simulation that ran correctly on the first attempt. Notably, this process took only 20 minutes. In the implementation shown below, I focused solely on the first stage of the simulation—previously implemented—based on insights from the simulation execution. As a result, the implementation time was reduced to just $\frac{1}{6}$ of the original effort.

0.3.1 User Question

Human Prompt

Prompt:

Please review the simulation definition above (0.2.1) — is there any contradiction in the definition of the simulation?

0.3.2 Review and Analysis

AI Reply

AI reply:

Simulation Summary:

- **Graph Structure:** A graph G with vertices v_1, v_2, \dots, v_n representing inventors. An edge (v_i, v_j) indicates communication between inventors.
- **Knowledge Sets:** Each inventor starts with an empty set of invention items.

- **Stages:** In each stage:

- A player called **tg** adds k edges to the graph, where $k < n^2$.
- Each clique in the graph may produce a new knowledge item with probability:

$$\frac{\text{Number of knowledge items owned by clique members}}{\text{Total number of knowledge items}}$$

- If a new item is created, it is added to the knowledge set of each clique member.
- If the clique includes an edge added by **tg**, **tg** gains a reward of 1.

- **Repetition:** The game is repeated starting from the initial graph.

Consistency and validity:

- The rules for knowledge generation and reward assignment are logically consistent.
- The probability formula is well-defined and bounded between 0 and 1.
- The reward mechanism for **tg** is clearly tied to the influence of added edges.

Potential Ambiguities:

1. **Graph Reset Clause:** The phrase “game is repeated starting from the initial graph” suggests the graph resets each stage. This contradicts the idea of cumulative edge additions and knowledge growth. It is recommended to clarify that the graph evolves cumulatively.
2. **Probability Edge Case:** When the total number of knowledge items is zero, the formula becomes undefined. A default probability of 1.0 is a reasonable resolution.
3. **Clique Definition:** It is assumed that cliques are maximal. Clarification is needed on whether overlapping or nested cliques are considered.
4. **Reward Multiplicity:** It is not specified whether multiple rewards can be earned from a single clique if multiple **tg**-added edges are present. A reasonable interpretation is one reward per clique per stage.

Conclusion: There are no logical contradictions in the simulation definition. However, the graph reset clause introduces ambiguity and should be revised to reflect cumulative evolution of the graph and knowledge sets.

0.3.3 User clarifications based on the above

Human Prompt

Prompt:

Here are the following clarification.

1. The TG add edges temporarily at each stage of the simulation according to its strategy. Then, they are removed returning the graph G to its original state.
2. At each stage, the simulation chooses a single clique randomly. Then a new knowledge item is created for the chosen clique in the prescribed probability.
3. To avoid the edge cases we will have a knowledge item created in the updated probability of 1 if the total number of knowledge items is 0.

Please update the original specification to incorporate the above clarifications.

0.3.4 The updated prompt

The following updated prompt was produced by the AI.

We are given a graph G . The vertices are a set of inventors v_1, v_2, \dots, v_n . An edge (v_i, v_j) means that v_i and v_j communicate. Each inventor is associated with a set of invention items, initialized to the empty set.

The game is played in stages. In each stage:

- A player called **tg** can decide to add k edges to the graph, where $k < n^2$. For example, consider $k = 1$.
- The edges added by **tg** are **temporary** and are removed at the end of the stage, returning the graph G to its original state.
- A single clique is selected **randomly** from the graph (with the temporary edges included).
- A new knowledge item is created for the selected clique with probability:

$$\frac{\text{Number of knowledge items owned by clique members}}{\text{Total number of knowledge items}}$$

- If the total number of knowledge items is zero, the probability is defined to be 1 to avoid edge cases.
- If a new knowledge item is created, it is added to the knowledge set of each clique member.
- If the selected clique includes an edge added by **tg**, then **tg** gains a reward of 1.

Task:

Create a simulation of the game in Python for five players:

- v_1 connected to v_2 and v_3
- v_2 connected to v_3
- v_3 connected to v_4 and v_5
- v_4 connected to v_5

Include a **tg** player with $k = 1$. Play the game for 10 stages. Represent plots of:

- The gain of **tg**
- The knowledge growth of each player

Let **tg** choose an edge to add:

- Randomly in one simulation
- Always connecting v_1 and v_4 in another simulation

0.3.5 User Question

Human Prompt

Prompt:

Please review the updated simulation definition above — is there any contradiction in the definition of the simulation?

0.3.6 Consistency and Validity of updated simulation definition

AI Reply

- The updated definition resolves the earlier ambiguity regarding whether the graph evolves or resets. It is now clear that the graph structure is static, and **tg**'s influence is temporary per stage.
- The rule of selecting a single clique per stage simplifies the simulation and avoids overlapping reward conditions.
- The edge case for zero knowledge items is explicitly handled, ensuring the probability is always well-defined.
- The reward mechanism is clearly scoped to the selected clique and the temporary edges, avoiding ambiguity.

Conclusion

The updated simulation definition is logically consistent and unambiguous. All previously noted contradictions or unclear elements have been addressed through the

clarifications. The simulation is now well-defined and suitable for implementation and testing.

0.3.7 Creation of the implementation

Human Prompt

Prompt:

Great. Now please create a Python program that implements the simulation

0.3.8 Generated code

Here is the generated code [link](#). According to the simulation results code was correct at first iteration. This is in contrast to the first experiment in which the base prompt was used to produce the code and then the simulation results were used to determine how the simulation needs to be corrected.

0.4 Adding Shapley Value in Cooperative Recommendation Games

Next, I attempted to incorporate an additional measure of knowledge, the Shapley value, into the simulation of knowledge growth within the organization. I began with a basic prompt to guide the AI in this task, while also providing the prompts used in the previous stages to maintain context and continuity in the development of the simulation.

0.4.1 Basic Shapely value prompt

Human Prompt

Prompt:

In the context of cooperative games, the "recommendation" game can be formulated as a cooperative game (N, v) , where each player $i \in N$ is able to recommend a set of items B_i . The entire set of items being considered is denoted by $B = \bigcup_{i \in N} B_i$. The value of a coalition $S \subseteq N$ is defined as:

$$v(S) = \left| \bigcup_{i \in S} B_i \right|$$

The Shapley value of a player i in this game is given by:

$$\phi_i = \sum_{j \in B_i} \frac{1}{|\{k \mid j \in B_k\}|}$$

This formulation is intuitive: if item j is recommended by player i (i.e., $j \in B_i$), the contribution of i to the recommendation of j is weaker the more other agents

also recommend j , that is, the larger the set $\{k \mid j \in B_k\}$.

In our context, each player corresponds to a vertex v_i in a graph, and each vertex has an associated set of knowledge items B_i . This naturally forms a cooperative game as described above. We generalize the current program to compute the Shapley value of each vertex/player and graphically represent its change during the simulation.

0.4.2 Consistency

Human Prompt

Prompt:

Please review the following simulation specification and highlight ambiguities and inconsistencies concerning the Shapely value

0.4.3 Ambiguities and Inconsistencies Concerning the Shapley Value

AI Reply

This section outlines key ambiguities and inconsistencies in the simulation specification with respect to the application of the Shapley value.

Mismatch Between Simulation Dynamics and Shapley Value Definition

The simulation involves multiple stages, temporary edge additions, random clique selection, and probabilistic knowledge creation. In contrast, the Shapley value formulation assumes a static cooperative game with a well-defined value function. It is unclear when the Shapley value is computed (e.g., after each stage or only at the end), and whether it reflects dynamic contributions or static outcomes.

Unclear Definition of Coalition Value $v(S)$

The cooperative game defines the value of a coalition $S \subseteq N$ as $v(S) = |\bigcup_{i \in S} B_i|$, yet the simulation does not explicitly form or evaluate coalitions. Clique selection is random and temporary, not strategic or player-driven, and there is no mechanism for evaluating the value of arbitrary subsets $S \subseteq N$ during the simulation.

Role of **tg** in the Cooperative Game

It is ambiguous whether **tg** is a player in the cooperative game (i.e., included in N), an external facilitator whose reward is tracked separately, or a contributor to knowledge items. If **tg** is part of the game, its knowledge set and contribution to $v(S)$ must be defined.

Knowledge Item Ownership and Duplication

The Shapley value formula depends on how many players own each item. It is unclear whether knowledge items are unique per player or shared. If a knowledge item is added to all clique members, duplication affects the denominator in the Shapley formula, potentially inflating or deflating contributions.

Clique Formation and Coalition Interpretation

Cliques are selected randomly and temporarily, but Shapley value requires evaluating all possible coalitions. The simulation does not explore all subsets $S \subseteq N$, nor does it track marginal contributions across permutations.

Temporal vs. Static Analysis

The simulation is dynamic (10 stages), while the Shapley value is typically computed for a single snapshot of the game. If the Shapley value is to be tracked over time, it must be recomputed after each stage, the evolution of B_i must be recorded, and the interpretation of changing Shapley values must be clarified (e.g., does it reflect influence, contribution, or centrality?).

0.4.4 Recommendations to resolve ambiguities

1. Clarify the time of Shapley value computation (e.g., per stage or at the end).
2. Define the role of tg in the cooperative game.
3. Track knowledge item ownership precisely, ensuring unique identifiers and ownership sets.
4. Align simulation with coalition evaluation by considering multiple subsets $S \subseteq N$.
5. Add a mechanism to track marginal contributions for each player.
6. Visualize Shapley values per player after each stage to show dynamic contribution.

0.4.5 Clarifying ambiguity

Human Prompt

Prompt:

Please consider the following clarifications.

- Calculate the Shapley value after each stage of the simulation. For each player or vertices, v_i , use its knowledge items after the stage as the set B_{v_i} in the definition of the general cooperative game.
- tg is not part of the cooperative game. The cooperative game's players are

only the vertices of the graph G .

- When a clique creates a new knowledge item it is added to each of the members of the clique, thus, they share the new knowledge item. Let S be a clique, assume that B_{v_i} is the list of current knowledge items of $v_i \in S$. Next assume that a new knowledge item, j , was created then we update $B_{v_i} = B_{v_i} \cup j$ for all $v_i \in S$. thus, after the update each member of S share the new knowledge item j .
- After a stage in the simulation is completed then we consider the set of vertices and their associated knowledge items as a recommendation cooperative game and use the formula

$$\phi_i = \sum_{j \in B_i} \frac{1}{|\{k \mid j \in B_k\}|}$$

to calculate the Shapely value of each vertex.

•

Please create an updated prompt of the entire simulation that incorporates the above clarifications.

0.4.6 Corrected Simulation Definition with Shapley Value Integration

AI Reply

We are given a graph G whose vertices represent a set of inventors v_1, v_2, \dots, v_n . An edge (v_i, v_j) indicates that v_i and v_j can communicate. Each inventor v_i is associated with a set of knowledge items B_i , initialized to the empty set.

The game is played in discrete stages. In each stage:

- A facilitator player, denoted **tg**, may add up to k temporary edges to the graph, where $k < n^2$. These edges exist only for the duration of the stage and are removed afterward.
- A single clique is selected randomly from the graph, including the temporary edges.
- A new knowledge item is created for the selected clique with probability:

$$P = \frac{|\bigcup_{i \in C} B_i|}{|\bigcup_{i \in N} B_i|}$$

where C is the set of clique members and N is the set of all players. If the denominator is zero, the probability is defined to be 1.

- If a new knowledge item is created, it is added to the knowledge set B_i of each clique member $i \in C$.

- If the selected clique contains any edge added by **tg**, then **tg** receives a reward of 1.

To evaluate contributions using the Shapley value, we define the cooperative game (N, v) , where:

$$v(S) = \left| \bigcup_{i \in S} B_i \right|$$

for any coalition $S \subseteq N$. The Shapley value of player $i \in N$ is computed as:

$$\phi_i = \sum_{j \in B_i} \frac{1}{|\{k \in N \mid j \in B_k\}|}$$

This reflects the fractional contribution of each player to the collective knowledge pool, accounting for shared ownership.

Simulation Task:

- Initialize a graph with five players:
 - v_1 connected to v_2 and v_3
 - v_2 connected to v_3
 - v_3 connected to v_4 and v_5
 - v_4 connected to v_5
- Include a **tg** player with $k = 1$
- Run the simulation for 10 stages
- In one simulation, let **tg** choose an edge randomly
- In another simulation, let **tg** always add the edge (v_1, v_4)
- After each stage, compute and plot:
 - The cumulative reward of **tg**
 - The knowledge growth of each player
 - The Shapley value ϕ_i of each player

0.4.7 Updated simulation

The simulation generated using the updated prompt can be seen here [link](#). Did not have to correct the specification of the simulation.

0.5 Putting it together - Shapely value and the two simulation tasks

Here I attempted to put together the Shapely value specification obtained above and the two simulation tasks.

0.5.1 Corrected simulation specification with Shapley Value and the two simulation tasks

Next I attempt a complete specification that includes the Shapely value and the two simulations.

We are given a graph G whose vertices represent a set of inventors v_1, v_2, \dots, v_n . An edge (v_i, v_j) indicates that v_i and v_j can communicate. Each inventor v_i is associated with a set of knowledge items B_i , initialized to the empty set.

The game is played in discrete stages. In each stage:

- A facilitator player, denoted **tg**, may add up to k temporary edges to the graph, where $k < n^2$. These edges exist only for the duration of the stage and are removed afterward.
- A single clique is selected randomly from the graph, including the temporary edges.
- A new knowledge item is created for the selected clique with probability:

$$P = \frac{|\bigcup_{i \in C} B_i|}{|\bigcup_{i \in N} B_i|}$$

where C is the set of clique members and N is the set of all players. If the denominator is zero, the probability is defined to be 1.

- If a new knowledge item is created, it is added to the knowledge set B_i of each clique member $i \in C$.
- If the selected clique contains any edge added by **tg**, then **tg** receives a reward of 1.

To evaluate contributions using the Shapley value, we define the cooperative game (N, v) , where:

$$v(S) = \left| \bigcup_{i \in S} B_i \right|$$

for any coalition $S \subseteq N$. The Shapley value of player $i \in N$ is computed as:

$$\phi_i = \sum_{j \in B_i} \frac{1}{|\{k \in N \mid j \in B_k\}|}$$

This reflects the fractional contribution of each player to the collective knowledge pool, accounting for shared ownership.

Simulation Task one:

- Initialize a graph with five players:
 - v_1 connected to v_2 and v_3
 - v_2 connected to v_3

- v_3 connected to v_4 and v_5
- v_4 connected to v_5
- Include a **tg** player with $k = 1$
- Run the simulation for 10 stages
- In one simulation, let **tg** choose an edge randomly
- In another simulation, let **tg** always add the edge (v_1, v_4)
- Compute and plot:
 - The cumulative reward of **tg** after each stage
 - The knowledge growth of each player after each stage
 - The Shapley value ϕ_i of each player after each stage

Simulation Task two:

- Initialize a graph with ten players:
 - v_1, v_2 to v_5 connected to each other.
 - v_5, v_6 to v_{10} connected to each other.
- Include a **tg** player with $k = 4$
- Run the simulation for 10 stages
- In one simulation, let **tg** choose to connect 5 pairs of vertices that are not connected. For example, **tg** may choose to connect v_1 with v_{10} .
- In another simulation, let **tg** always connect v_4 with v_6 to v_{10} .
- Compute and plot:
 - The cumulative reward of **tg** after each stage.
 - The knowledge growth of each player after each stage.
 - The Shapley value ϕ_i of each player after each stage.

0.5.2 Generated Code

The AI-generated code resulted in 362 lines, including documentation. It can be accessed here: [Colab link](#). The implementation now correctly handles both scenarios—large and small two-connected cliques—and incorporates the Shapley value calculation, producing a correct simulation on the first generation from the specification described above.

0.6 Leaving the organization

Next I attempt to add to the simulation the possibility that a person leaves the organization.

0.6.1 Leaving the organization specification

Human Prompt

Prompt:

We are given a graph G whose vertices represent a set of inventors v_1, v_2, \dots, v_n . An edge (v_i, v_j) indicates that v_i and v_j can communicate. Each inventor v_i is associated with a set of knowledge items B_i , initialized to the empty set.

The game is played in discrete stages. In each stage:

- A facilitator player, denoted **tg**, may add up to k temporary edges to the graph, where $k < n^2$. These edges exist only for the duration of the stage and are removed afterward.
- A single clique is selected randomly from the graph, including the temporary edges.
- A new knowledge item is created for the selected clique with probability:

$$P = \frac{|\bigcup_{i \in C} B_i|}{|\bigcup_{i \in N} B_i|}$$

where C is the set of clique members and N is the set of all players. If the denominator is zero, the probability is defined to be 1.

- If a new knowledge item is created, it is added to the knowledge set B_i of each clique member $i \in C$.
- If the selected clique contains any edge added by **tg**, then **tg** receives a reward of 1.
- The vertex, v_i , with the highest knowledge, i.e., with $|B_i|$ being maximum, leaves the organization in probability

$$P = \frac{|B_i|}{|\bigcup_{i \in N} B_i|}$$

If $|\bigcup_{i \in N} B_i| = 0$ then $p = 0$. If it is decided that the vertex, v_i , with the highest knowledge leaves the organization then it is dropped from the graph G and the edges connected to v_i are dropped from the graph as well.

To evaluate contributions using the Shapley value, we define the cooperative game (N, v) , where:

$$v(S) = \left| \bigcup_{i \in S} B_i \right|$$

for any coalition $S \subseteq N$. The Shapley value of player $i \in N$ is computed as:

$$\phi_i = \sum_{j \in B_i} \frac{1}{|\{k \in N \mid j \in B_k\}|}$$

This reflects the fractional contribution of each player to the collective knowledge pool, accounting for shared ownership.

Simulation Task one:

- Initialize a graph with five players:
 - v_1 connected to v_2 and v_3
 - v_2 connected to v_3
 - v_3 connected to v_4 and v_5
 - v_4 connected to v_5
- Include a **tg** player with $k = 1$
- Run the simulation for 10 stages
- In one simulation, let **tg** choose an edge randomly
- In another simulation, let **tg** always add the edge (v_1, v_4)
- Compute and plot:
 - The cumulative reward of **tg** after each stage
 - The knowledge growth of each player after each stage
 - The Shapley value ϕ_i of each player after each stage

Simulation Task two:

- Initialize a graph with ten players:
 - v_1, v_2 to v_5 connected to each other.
 - v_5, v_6 to v_{10} connected to each other.
- Include a **tg** player with $k = 5$
- Run the simulation for 10 stages
- In one simulation, let **tg** choose to connect 5 pairs of vertices that are not connected. For example, **tg** may choose to connect v_1 with v_{10} .
- In another simulation, let **tg** always connect v_4 with v_6 to. v_{10} .
- Compute and plot:
 - The cumulative reward of **tg** after each stage.
 - The knowledge growth of each player after each stage.
 - The Shapley value ϕ_i of each player after each stage.

Report that a vertex left the organization and at which stage of the simulation. Plot its knowledge growth up to the stage of the simulation in which it left the organization.

0.6.2 Ambiguities related to leaving the organization

Human Prompt

I used the following prompt - "I added to the following specification a feature of leaving the organization. Please point out ambiguities related to that feature. Produce the report as a latex subsection"

Ambiguities and Inconsistencies in the “Leaving the Organization” Feature

AI Reply

AI reply:

The addition of the feature allowing a vertex (inventor) to leave the organization introduces several ambiguities and potential inconsistencies in the specification. These issues should be clarified before implementing or simulating the system.

1. Ambiguity in selection of departing vertex:

- The specification states that “the vertex v_i with the highest knowledge leaves the organization in probability $P = \frac{|B_i|}{|\bigcup_{i \in N} B_i|}$.”
- It is not clear how ties are resolved if multiple vertices share the same maximum knowledge level $|B_i|$.
- It is also unclear whether the probability is applied only to that single vertex or whether multiple vertices can potentially leave in the same stage.

2. Ambiguity in timing of departure within a stage:

- The order of operations within each stage is not explicitly defined. Specifically, it is ambiguous whether the departure decision occurs:
 - (a) before temporary edges are added,
 - (b) after knowledge generation,
 - (c) or at the end of the stage after all updates.
- This timing affects which vertices participate in knowledge sharing and which are eligible for temporary edges.

3. Ambiguity in the definition of the departure probability denominator:

- The denominator $|\bigcup_{i \in N} B_i|$ depends on the current set N of players.
- Once a vertex leaves, the value of N changes, which can alter subsequent probabilities. The specification does not specify whether the denominator should be computed *before* or *after* the removal of the vertex.

4. Inconsistency with the definition of the Shapley value:

- The Shapley value formula assumes a fixed set of players N . When a vertex leaves, it is unclear whether:
 - (a) the Shapley value should be recomputed using the reduced set $N' = N \setminus \{v_i\}$, or
 - (b) the leaving vertex retains its previously computed Shapley value.
- This affects the interpretation of contributions over time and the comparability of Shapley values across stages.

5. Ambiguity in knowledge persistence:

- When a vertex leaves, it is unclear whether its knowledge set B_i is permanently removed or remains as part of the collective knowledge $\bigcup_{i \in N} B_i$.
- If its knowledge is removed, the denominator in the probability formula and the cooperative game value function $v(S)$ change significantly.
- If its knowledge remains, then the organization may continue to benefit from knowledge of a departed member, which may contradict the intended semantics of “leaving.”

6. Ambiguity in reporting and visualization:

- The specification requires to “report that a vertex left the organization and at which stage of the simulation,” but it does not specify how this report integrates with cumulative plots.
- For example, it is unclear whether the knowledge growth plot should:
 - (a) stop at the stage the vertex leaves,
 - (b) continue with zero growth thereafter,
 - (c) or exclude the vertex entirely from subsequent plots.

7. Potential inconsistency in probabilistic interpretation:

- The probability $P = \frac{|B_i|}{|\bigcup_{i \in N} B_i|}$ can exceed 1 if multiple vertices share identical knowledge or if $\bigcup_{i \in N} B_i$ is not properly updated.
- There is no normalization or upper bound enforcement described to ensure $0 \leq P \leq 1$.

8. Ambiguity in facilitator (tg) interaction:

- The facilitator’s reward depends on temporary edges, but if a vertex involved in a rewarded edge leaves in the same stage, it is unclear whether that reward still counts.
- The specification should clarify whether the facilitator’s reward is computed before or after departures.

Clarifying these issues will ensure consistent simulation results and proper interpretation of the “leaving the organization” dynamics in both the knowledge and Shapley value computations.

0.6.3 Clarification of the leave the organization feature

Human Prompt

Prompt:

Incorporate the following clarification and an updated description as a latex subsection.

1. If there is more than one inventor with maximal knowledge randomly choose one of them to leave the organization. Only one inventor leave the organization at a simulation stage.
2. Have the step of an inventor leaving the organization occur as the first step at each stage of the simulation. If in the first step of the stage an inventor v_i left the organization, All subsequent steps of a stage should be done on the updated graph, G and the knowledge sets associated only with the new set of inventors in G that does not include v_i . Specifically, the Shapely value should be calculated on the updated graph.
3. If v_i leaves the organization, its set of knowledge items, B_{v_i} , is no longer available to the organization and is not used in the different calculations.
4. If v_i leaves the organization the plots should stop updating its associated different plots. For example the knowledge plot should represents the growth of the knowledge of v_i up to the point that it left the organization.

0.6.4 Revised Simulation Specification with the “Leaving the Organization” Feature

AI Reply

AI reply:

We are given a graph G whose vertices represent a set of inventors v_1, v_2, \dots, v_n . An edge (v_i, v_j) indicates that v_i and v_j can communicate. Each inventor v_i is associated with a set of knowledge items B_i , initialized to the empty set.

The game is played in discrete stages. In each stage, the following sequence of operations is executed:

1. Leaving the organization step:

- Identify the inventor(s) with the maximal knowledge level, i.e., those for whom $|B_i|$ is maximal.
- If there is more than one such inventor, randomly choose one inventor v_i among them.
- The inventor v_i leaves the organization with probability

$$P = \frac{|B_i|}{\left| \bigcup_{j \in N} B_j \right|}.$$

- If $\left| \bigcup_{j \in N} B_j \right| = 0$, then $P = 0$.
- If v_i leaves the organization:
 - Remove vertex v_i and all its incident edges from the graph G .
 - Remove its knowledge set B_{v_i} from all further calculations.
 - The set of active inventors becomes $N' = N \setminus \{v_i\}$.
 - All subsequent operations in this stage are performed using the updated graph G' and inventor set N' .
- The departure is recorded in the simulation output, including the stage number and the identifier of the departing vertex. The plots for v_i (e.g., knowledge growth) are truncated at this stage.

2. Facilitator edge addition:

- A facilitator player, denoted \mathbf{tg} , may add up to k temporary edges to the graph, where $k < n^2$.
- These edges exist only for the duration of the stage and are removed afterward.

3. Clique selection and knowledge creation:

- A single clique is selected randomly from the graph, including the temporary edges.
- A new knowledge item is created for the selected clique with probability:

$$P = \frac{\left| \bigcup_{i \in C} B_i \right|}{\left| \bigcup_{i \in N'} B_i \right|},$$

where C is the set of clique members and N' is the current set of active inventors.

- If the denominator is zero, the probability is defined to be 1.
- If a new knowledge item is created, it is added to the knowledge set B_i of each clique member $i \in C$.

4. Facilitator reward:

- If the selected clique contains any temporary edge added by \mathbf{tg} , then \mathbf{tg} receives a reward of 1 for this stage.

5. Shapley value computation:

- To evaluate contributions using the Shapley value, define the cooperative game (N', v) , where:

$$v(S) = \left| \bigcup_{i \in S} B_i \right|, \quad \text{for any } S \subseteq N'.$$

- The Shapley value of player $i \in N'$ is computed as:

$$\phi_i = \sum_{j \in B_i} \frac{1}{|\{k \in N' \mid j \in B_k\}|}.$$

- This value reflects each inventor's fractional contribution to the collective knowledge pool, considering shared ownership.

Simulation Task One:

- Initialize a graph with five inventors:
 - v_1 connected to v_2 and v_3
 - v_2 connected to v_3
 - v_3 connected to v_4 and v_5
 - v_4 connected to v_5
- Include a facilitator player **tg** with $k = 1$.
- Run the simulation for 10 stages.
- In one simulation, let **tg** choose an edge randomly.
- In another simulation, let **tg** always add the edge (v_1, v_4) .
- Compute and plot:
 - The cumulative reward of **tg** after each stage.
 - The knowledge growth of each inventor after each stage.
 - The Shapley value ϕ_i of each inventor after each stage.
 - The knowledge trajectory of any inventor who left, up to the stage of departure.

Simulation Task Two:

- Initialize a graph with ten inventors:
 - v_1 to v_5 connected to each other.
 - v_5 to v_{10} connected to each other.
- Include a facilitator player **tg** with $k = 5$.
- Run the simulation for 10 stages.
- In one simulation, let **tg** choose to connect 5 random pairs of currently unconnected vertices (e.g., v_1 with v_{10}).
- In another simulation, let **tg** always connect v_4 with $v_6, v_7, v_8, v_9, v_{10}$.
- Compute and plot:

- The cumulative reward of tg after each stage.
- The knowledge growth of each inventor after each stage.
- The Shapley value ϕ_i of each inventor after each stage.
- The knowledge trajectories of inventors who leave the organization.

Added based on reivew of the simulation results.:

The simulation is conducted on two graphs. For each graph, the tg uses to strategies. For each strategy we need to get 2 plots for the tg accumulative reward, accumulative knowledge per player and Shapely value of each player. Thus, the specification produces 12 plots.

Added based on reivew of the simulation results.:

Update the program to include a diagram that for each tg strategy and simulation or graph we see the total amount of knowledge that was produce and the percentage that that left the organization.

This revised specification provides an unambiguous, stepwise definition of the simulation process, ensuring consistency in the treatment of inventor departures, graph updates, and cooperative game computations.

0.6.5 Result of the simulation

The result of the simulation is given [here](#).

Based on the simulation results.:

Maybe I want inventor to leave at most once in a simulation.

Based on the simulation results.:

Adding a diagram of total knowledge produced and total knowledge that left the organization was easier when adding it to the specification and generating than when asking to add it to the existing code. Adding to the existing code create code that failed at runtime in spite repeated attempts.

Number of lines of code is now 443 including comments.

0.7 More than one organization

Next I'm attempting to enhance the simulation to simulate knowledge growth in more than one organization with inventors moving from one organization to another.

0.7.1 Simulation Specification with more than one organization

Human Prompt

Prompt:

We are given k graphs G_1, \dots, G_k whose vertices represent a set of inventors $v_1^l, v_2^l, \dots, v_{n_l}^l$ for the graph G_l . An edge (v_i^l, v_j^l) indicates that v_i^l and v_j^l can communicate. Each inventor v_i^l is associated with a set of knowledge items B_i^l , initialized to the empty set.

The game is played in discrete stages. In each stage, the following sequence of operations is executed:

1. Randomly choose a graph G_l .

2. Leaving the organization step:

- This stage is executed only if the number of graphs, k , is greater than one.
- Identify the inventor(s) with the maximal knowledge level, i.e., those for whom $|B_i^l|$ is maximal.
- If there is more than one such inventor, randomly choose one inventor v_i^l among them.
- The inventor v_i^l leaves the organization with probability

$$P = \frac{|B_i^l|}{\left| \bigcup_{j \in N_l} B_j^l \right|}.$$

- If $\left| \bigcup_{j \in N_l} B_j^l \right| = 0$, then $P = 0$.
- If v_i^l leaves the organization:
 - Remove vertex v_i^l and all its incident edges from the graph G_l .
 - Remove its knowledge set $B_{v_i^l}^l$ from all further calculations that has to do with G_l .
 - The set of active inventors in G_l becomes $N_l' = N_l \setminus \{v_i^l\}$.
 - All subsequent operations in this stage are performed using the updated graph G_l' and inventor set N_l' .
 - Randomly choose a graph G_r for which $r \neq l$. Add v_i^l to G_r with knowledge set B_i^l . That is v_i^l is moved to G_r with its knowledge set.
- The departure is recorded in the simulation output, including the stage number and the identifier of the departing vertex. It is explicitly stated which graph the vertex left and which graph it joined. The plots for v_i^l (e.g., knowledge growth) continue to be updated but it is clearly marked in the plot to which graph the vertex belong to.

3. Facilitator edge addition:

- A facilitator player, denoted tg_l , may add up to k temporary edges to the graph G_l , where $k < n^2$.
- These edges exist only for the duration of the stage and are removed afterward.

4. Clique selection and knowledge creation:

- A single clique is selected randomly from the graph, including the temporary edges.
- A new knowledge item is created for the selected clique with probability:

$$P = \frac{|\bigcup_{i \in C} B_i^l|}{|\bigcup_{i \in N''} B_i^l|},$$

where C is the set of clique members and N'' is the current set of active inventors.

- If the denominator is zero, the probability is defined to be 1.
- If a new knowledge item is created, it is added to the knowledge set B_i^l of each clique member $i \in C$.

5. Facilitator reward:

- If the selected clique contains any temporary edge added by tg , then tg receives a reward of 1 for this stage.

6. Shapley value computation:

- To evaluate contributions using the Shapley value, define the cooperative game (N'', v) , where:

$$v(S) = \left| \bigcup_{i \in S} B_i^l \right|, \quad \text{for any } S \subseteq N''.$$

- The Shapley value of player $i \in N''$ is computed as:

$$\phi_i = \sum_{j \in B_i^l} \frac{1}{|\{k \in N'' \mid j \in B_k^l\}|}.$$

- This value reflects each inventor's fractional contribution to the collective knowledge pool, considering shared ownership.

Simulation Task One:

- In this simulation the number of graphs is 1
- Initialize a graph with five inventors:
 - v_1 connected to v_2 and v_3

- v_2 connected to v_3
- v_3 connected to v_4 and v_5
- v_4 connected to v_5
- Include a facilitator player **tg** with $k = 1$.
- Run the simulation for 10 stages.
- In one simulation, let **tg** choose an edge randomly.
- In another simulation, let **tg** always add the edge (v_1, v_4) .
- Compute and plot:
 - The cumulative reward of **tg** after each stage.
 - The knowledge growth of each inventor after each stage.
 - The Shapley value ϕ_i of each inventor after each stage.
 - The knowledge trajectory of any inventor who left, up to the stage of departure.

Simulation Task Two:

- In this simulation the number of graphs is 1
- Initialize a graph with ten inventors:
 - v_1 to v_5 connected to each other.
 - v_5 to v_{10} connected to each other.
- Include a facilitator player **tg** with $k = 5$.
- Run the simulation for 10 stages.
- In one simulation, let **tg** choose to connect 5 random pairs of currently unconnected vertices (e.g., v_1 with v_{10}).
- In another simulation, let **tg** always connect v_4 with $v_6, v_7, v_8, v_9, v_{10}$.
- Compute and plot:
 - The cumulative reward of **tg** after each stage.
 - The knowledge growth of each inventor after each stage.
 - The Shapley value ϕ_i of each inventor after each stage.
 - The knowledge trajectories of inventors who leave the organization.

Simulation Task Three:

- In this simulation the number of graphs is 2
 - Initialize G_1 with ten inventors:

- * v_1^1 to v_5^1 connected to each other.
- * v_5^1 to v_{10}^1 connected to each other.
- Initialize G_2 with ten inventors:
 - * v_1^2 to v_5^2 connected to each other.
 - * v_5^2 to v_{10}^2 connected to each other.
- Include a facilitator player tg_1 with $k = 5$. Let tg_1 choose to connect 5 random pairs of currently unconnected vertices (e.g., v_1^1 with v_{10}^1).
- Include a facilitator, tg_2 with $k = 1$. Let tg_2 choose to connect 1 random pairs of currently unconnected vertices (e.g., v_1^1 with v_{10}^1).
- Compute and plot:
 - The cumulative reward of tg_1 after each stage.
 - The cumulative reward of tg_2 after each stage.
 - The knowledge growth of each inventor after each stage.
 - The Shapley value ϕ_i of each inventor after each stage.
- Run the simulation for 10 stages.

Each plot should be clearly identified clearly associated with the simulation task and strategy used by the tg_i s. In addition the plots should be both written to a file and standard output.

When there is more than one graph, create a table that represents what percentage of an inventor knowledge was created in each of the organizations.

0.7.2 Ambiguities and Inconsistencies in the Multi-Organization Specification

AI Reply

AI reply to ambiguity query:

The following points identify ambiguities and inconsistencies that arise in the specification when simulating more than one organization.

1. Ambiguity in Inventor Identity Across Organizations

- It is unclear whether an inventor who moves from organization G_l to G_r retains the same global identifier (e.g., v_i^l) or receives a new one (e.g., v_j^r).
- The notation v_i^l suggests that the superscript indicates the organization, but when the inventor moves, the new notation v_i^r would imply a different entity, not the same inventor.
- This ambiguity affects the interpretation of knowledge trajectories and the

computation of cumulative statistics that track inventors across organizations.

2. Inconsistency in Knowledge Transfer Upon Movement

- When an inventor moves from G_l to G_r , it is stated that the inventor carries its knowledge set B_i^l .
- However, it is not specified whether the inventor’s knowledge is:
 1. merged into the new organization’s collective knowledge pool, or
 2. kept separate until interactions occur in G_r .
- It is also unclear whether this transfer influences the knowledge denominator terms in later probability computations within G_r .

3. Ambiguity in Facilitator Assignment

- The text introduces multiple facilitators (tg_1 , tg_2) but does not clarify whether each facilitator operates only within its associated graph (G_1 , G_2) or may influence other graphs when inventors move between them.
- The notation “a facilitator player, denoted tg_l ” suggests a per-organization facilitator, but this is inconsistent with later tasks where facilitators are independently parameterized.

4. Inconsistency in Probability Definition After Movement

- The probability of leaving an organization is defined as

$$P = \frac{|B_i^l|}{\left| \bigcup_{j \in N_l} B_j^l \right|}.$$

However, after the inventor leaves and joins G_r , there is no clarification on how this probability behaves in future iterations:

- Does the inventor immediately become eligible to leave G_r again in the next stage?
- Are there any restrictions or cooldowns on movement?

5. Ambiguity in the Stage Ordering and Global Stage Definition

- The specification says, “Randomly choose a graph G_l ” at the start of each stage, implying that only one graph is active per stage.
- It is unclear whether a “stage” is global (affecting all organizations) or local (executed independently per graph).
- This affects the timing of departures, facilitator actions, and knowledge updates — especially when inventors move between organizations.

6. Inconsistency in the Use of the Facilitator Parameter k

- The facilitator parameter k is reused for different meanings:
 - As the number of graphs (k).
 - As the number of temporary edges a facilitator may add.
- This overloading of notation can lead to confusion when interpreting the rules for multi-organization simulations.

7. Ambiguity in Global Knowledge Accounting

- The specification requests a table showing “what percentage of an inventor’s knowledge was created in each organization.”
- However, there is no definition of how to attribute knowledge to an organization:
 - Is knowledge attributed based on the organization where the knowledge item was first created?
 - Or based on where the inventor was located when it was acquired?
- This ambiguity affects both the tracking of knowledge evolution and the validity of comparative plots between organizations.

8. Missing Clarification on Re-Integration of Inventors

- It is not specified whether an inventor can return to its original organization after leaving.
- If this can happen, there is no description of how edges and prior relationships in G_l are restored (e.g., are previous connections reactivated or randomized?).

9. Inconsistency in Simulation Tasks

- In **Simulation Task Three**, the specification clearly intends to model two organizations, yet facilitators tg_1 and tg_2 both refer to operations within G_1 (not G_1 and G_2 respectively).
- This contradicts the initial definition of having separate facilitators per organization and leaves unclear whether tg_2 operates in G_2 .

10. Ambiguity in Plotting and Output Association

- The text requires that “each plot should be clearly associated with the simulation task and strategy used by the tg_i s,” but does not specify how inventors moving between organizations are to be represented in plots (e.g., continuous line with color change, or split plots).
- It is also unclear whether cumulative statistics (e.g., Shapley value evolution) are computed per organization or globally after movement.

Summary: The main inconsistencies center on unclear definitions of identity, ownership, and timing across organizations. To ensure an unambiguous simulation model, the specification should precisely define:

1. Global inventor identity and how it changes upon movement.
2. Whether stages are global or organization-specific.
3. How knowledge and probabilities are recalculated after transfer.
4. Which facilitator acts in which organization.
5. How to attribute knowledge to organizations for reporting.

0.7.3 Clarifying ambiguity

Human Prompt

Ambiguity clarifying prompt:

1. An inventor is a entity that has a unique id. When an inventor leaves an organization and joins an organization it retains its unique id.
2. An inventor v has a list of knowledge items B_v associated with her. When she joins an organization or leaves an organization the association between v and B_v is retained. If v leaves G_l and joins G_r then G_r now has a new inventor v who owns knowledge items B_v . Next ins any simulation calculations that include v as a member of the organization G_r its associated knowledge item B_v should be taken into account and used appropriately in the calculation of $v(S)$, etc. Thus, for example if $v \in S$, $v(S) = |\bigcup_{i \in S} B_i|$ will include B_v as well.
3. A facilitator tg_i is associated with an organization G_i . As a consequence, tg_i can only add edges to the graph G_i .
4. In a stage, leaving the organization step is preformed in probability p , for now have $p = 0.2$
5. Each stage is preformed on a randomly chosen graph G_l . If within the stage an inventor v leaves G_l and joins G_r then the graph G_r is impacted as well. In such as case G_r would have another investor v with its associated knowledge items B_v .
6. Knowledge is attributed based on the organization where the knowledge item was first created.
7. An inventor can go back to an organization. To keep it simple for now no edges are avaiiable when the inventor rejoins the organization.

8. In simulation task three tg_1 should work on G_1 and tg_2 on G_2 .
9. Inventors that moved organization should be represented in the plots by continuous line with color change.
10. Cumulative statistics should be calculated globally after each stage.

0.7.4 Multi-Organization Simulation Specification

Human Prompt

Prompt to obtain an updated specification:

here you are given a specification of a simulation, your ambiguity report and clarification by me of the ambiguities. Please create a new latex subsection specification of the simulation that incorporate the clarifications.

After some clarification questions the AI produced the following updated specification.

AI Reply

This subsection defines a simulation model for knowledge creation and diffusion across multiple organizations. Each organization is represented as a graph, and inventors may move between organizations over time. The goal is to study how network structure, mobility, and facilitator interventions influence knowledge growth and individual contribution.

Model Entities and Notation

Organizations and Inventors. There are $m \geq 1$ organizations, each represented as a graph $G_l = (N_l, E_l)$ for $l = 1, \dots, m$. An inventor is an individual with a **global unique identifier**. If inventor i is currently in organization l , we denote this inventor by $v_i^{(l)}$. The subscript i never changes, even if the inventor moves between organizations; the superscript indicates the current organization membership.

Knowledge Sets. Each inventor $v_i^{(l)}$ owns a set of knowledge items B_i (which persists with the inventor globally, regardless of organization). The set of knowledge in organization G_l at a given time is defined as

$$K_l = \bigcup_{v_i^{(l)} \in N_l} B_i.$$

Knowledge Attribution. Each knowledge item is attributed to the organization in which it was first created. If knowledge item x was generated in organization G_l , its origin is recorded as $\text{origin}(x) = l$. This information will later be used to

compute, for each inventor, the percentage of their knowledge originating from each organization.

Facilitators. Each organization G_l has an associated facilitator denoted \mathbf{tg}_l . Facilitator \mathbf{tg}_l may add temporary edges to G_l only; it cannot modify other organizations.

Global Stage. Time evolves in discrete **global stages**. In each stage, exactly one organization is selected uniformly at random to execute the stage operations. Some operations (e.g., inventor movement) may affect multiple organizations.

Stage Operations

Each global stage consists of the following sequence:

1. **Organization Selection.** Select an organization G_l uniformly at random from $\{G_1, \dots, G_m\}$. All subsequent steps in the stage apply with respect to G_l .
2. **Leaving-Organization Step (with probability $p = 0.2$).** This step is executed only if $m > 1$.

- (a) Identify inventor(s) in G_l with maximal knowledge size:

$$M_l = \left\{ v_i^{(l)} \in N_l \mid |B_i| = \max_{v_j^{(l)} \in N_l} |B_j| \right\}.$$

- (b) If $|M_l| > 1$, select one inventor uniformly at random from M_l ; denote this inventor by $v_i^{(l)}$.
- (c) Compute the probability of leaving:

$$P_{\text{leave}} = \begin{cases} \frac{|B_i|}{|K_l|}, & \text{if } |K_l| > 0, \\ 0, & \text{if } |K_l| = 0. \end{cases}$$

- (d) With probability P_{leave} , the inventor leaves G_l :
 - Remove $v_i^{(l)}$ and all incident edges from G_l : $N_l \leftarrow N_l \setminus \{v_i^{(l)}\}$.
 - Select an organization G_r , $r \neq l$, uniformly at random.
 - Add the inventor to G_r with no edges: $N_r \leftarrow N_r \cup \{v_i^{(r)}\}$. The inventor retains the same ID i and knowledge set B_i .
 - If an inventor returns to a previously visited organization, they re-join with no pre-existing edges.
- (e) The movement event (departure and destination) is recorded for output and plotting.

3. **Facilitator Temporary Edge Addition.** Facilitator \mathbf{tg}_l may add up to k_l temporary edges to G_l , where $k_l \geq 0$ is a parameter of the simulation. All temporary edges are removed at the end of the stage.

4. Clique Selection and Knowledge Creation.

- (a) A clique $C \subseteq N_l$ is selected uniformly at random from all cliques in G_l , considering both permanent and temporary edges.
- (b) A new knowledge item is created for clique C with probability:

$$P_{\text{new}} = \begin{cases} \frac{\left| \bigcup_{v_i^{(l)} \in C} B_i \right|}{|K_l|}, & \text{if } |K_l| > 0, \\ 1, & \text{if } |K_l| = 0. \end{cases}$$

- (c) If a new item x is created:
 - Add x to each B_i for all $v_i^{(l)} \in C$.
 - Record $\text{origin}(x) = l$.
5. **Facilitator Reward.** Facilitator \mathbf{tg}_l receives a reward of 1 for the stage if the selected clique contains at least one temporary edge added by \mathbf{tg}_l .
6. **Shapley Value Computation.** For organization G_l , define the cooperative game

$$(N_l, v), \quad v(S) = \left| \bigcup_{v_i^{(l)} \in S} B_i \right| \quad \forall S \subseteq N_l.$$

The Shapley value of an inventor $v_i^{(l)}$ is computed as:

$$\phi_i^{(l)} = \sum_{x \in B_i} \frac{1}{|\{v_j^{(l)} \in N_l : x \in B_j\}|}.$$

7. Global Statistics Update.

After every stage:

- Global cumulative statistics for all inventors are updated.
- Plots for inventors that changed organizations show continuous curves, with color changes marking organization transitions.

Reporting Requirements

At the end of the simulation:

- All plots must clearly indicate the simulation task and facilitator strategy.
- Plots must be written to file and printed to standard output.
- A table must be generated for each inventor, reporting the percentage of their knowledge originating from each organization.

0.7.5 Generated simulation

Reviewed the corrected specification and it looked cleaner. Created simulation based on the unambiguous specification above is given here [link](#). Organizations were created by the AI. In fact, the AI dropped the three simulations tasks for the above updated unambiguous specification that I have to bring back to the specification. The AI also only printed the plots to a file and did not print them to standard output although the specification instructed it to do so. Number of lines of code is now 395.

0.7.6 More than one organization - adding back simulation tasks

Human Prompt

I attempted to create a clean specification adding back the simulation tasks that were dropped.

This subsection defines a simulation model for knowledge creation and diffusion across multiple organizations. Each organization is represented as a graph, and inventors may move between organizations over time. The goal is to study how network structure, mobility, and facilitator interventions influence knowledge growth and individual contribution.

Model Entities and Notation

Organizations and Inventors. There are $m \geq 1$ organizations, each represented as a graph $G_l = (N_l, E_l)$ for $l = 1, \dots, m$. An inventor is an individual with a **global unique identifier**. If inventor i is currently in organization l , we denote this inventor by $v_i^{(l)}$. The subscript i never changes, even if the inventor moves between organizations; the superscript indicates the current organization membership.

Knowledge Sets. Each inventor $v_i^{(l)}$ owns a set of knowledge items B_i (which persists with the inventor globally, regardless of organization). The set of knowledge in organization G_l at a given time is defined as

$$K_l = \bigcup_{v_i^{(l)} \in N_l} B_i.$$

Knowledge Attribution. Each knowledge item is attributed to the organization in which it was first created. If knowledge item x was generated in organization G_l , its origin is recorded as $\text{origin}(x) = l$. This information will later be used to compute, for each inventor, the percentage of their knowledge originating from each organization.

Facilitators. Each organization G_l has an associated facilitator denoted tg_l . Facilitator tg_l may add temporary edges to G_l only; it cannot modify other organizations.

Global Stage. Time evolves in discrete **global stages**. In each stage, exactly one organization is selected uniformly at random to execute the stage operations. Some operations (e.g., inventor movement) may affect multiple organizations.

Stage Operations

Each global stage consists of the following sequence:

1. **Organization Selection.** Select an organization G_l uniformly at random from $\{G_1, \dots, G_m\}$. All subsequent steps in the stage apply with respect to G_l .
2. **Leaving-Organization Step (with probability $p = 0.2$).** This step is executed only if $m > 1$.

(a) Identify inventor(s) in G_l with maximal knowledge size:

$$M_l = \left\{ v_i^{(l)} \in N_l \mid |B_i| = \max_{v_j^{(l)} \in N_l} |B_j| \right\}.$$

- (b) If $|M_l| > 1$, select one inventor uniformly at random from M_l ; denote this inventor by $v_i^{(l)}$.
- (c) Compute the probability of leaving:

$$P_{\text{leave}} = \begin{cases} \frac{|B_i|}{|K_l|}, & \text{if } |K_l| > 0, \\ 0, & \text{if } |K_l| = 0. \end{cases}$$

- (d) With probability P_{leave} , the inventor leaves G_l :
- Remove $v_i^{(l)}$ and all incident edges from G_l : $N_l \leftarrow N_l \setminus \{v_i^{(l)}\}$.
 - Select an organization G_r , $r \neq l$, uniformly at random.
 - Add the inventor to G_r with no edges: $N_r \leftarrow N_r \cup \{v_i^{(r)}\}$. The inventor retains the same ID i and knowledge set B_i .
 - If an inventor returns to a previously visited organization, they re-join with no pre-existing edges.
- (e) The movement event (departure and destination) is recorded for output and plotting.
3. **Facilitator Temporary Edge Addition.** Facilitator tg_l may add up to k_l temporary edges to G_l , where $k_l \geq 0$ is a parameter of the simulation. All temporary edges are removed at the end of the stage.
 4. **Clique Selection and Knowledge Creation.**
 - (a) A clique $C \subseteq N_l$ is selected uniformly at random from all cliques in G_l , considering both permanent and temporary edges.

(b) A new knowledge item is created for clique C with probability:

$$P_{\text{new}} = \begin{cases} \frac{\left| \bigcup_{v_i^{(l)} \in C} B_i \right|}{|K_l|}, & \text{if } |K_l| > 0, \\ 1, & \text{if } |K_l| = 0. \end{cases}$$

(c) If a new item x is created:

- Add x to each B_i for all $v_i^{(l)} \in C$.
- Record $\text{origin}(x) = l$.

5. **Facilitator Reward.** Facilitator tg_l receives a reward of 1 for the stage if the selected clique contains at least one temporary edge added by tg_l .

6. **Shapley Value Computation.** For organization G_l , define the cooperative game

$$(N_l, v), \quad v(S) = \left| \bigcup_{v_i^{(l)} \in S} B_i \right| \quad \forall S \subseteq N_l.$$

The Shapley value of an inventor $v_i^{(l)}$ is computed as:

$$\phi_i^{(l)} = \sum_{x \in B_i} \frac{1}{|\{v_j^{(l)} \in N_l : x \in B_j\}|}.$$

7. **Global Statistics Update.** After every stage:

- Global cumulative statistics for all inventors are updated.
- Plots for inventors that changed organizations show continuous curves, with color changes marking organization transitions.

Simulation Task One:

- In this simulation the number of graphs is 1
- Initialize a graph with five inventors:
 - v_1 connected to v_2 and v_3
 - v_2 connected to v_3
 - v_3 connected to v_4 and v_5
 - v_4 connected to v_5
- Include a facilitator player tg with $k = 1$.
- Run the simulation for 10 stages.
- In one simulation, let tg choose an edge randomly.
- In another simulation, let tg always add the edge (v_1, v_4) .

- Compute and plot:
 - The cumulative reward of \mathbf{tg} after each stage.
 - The knowledge growth of each inventor after each stage.
 - The Shapley value ϕ_i of each inventor after each stage.

Simulation Task Two:

- In this simulation the number of graphs is 1
- Initialize a graph with ten inventors:
 - v_1 to v_5 connected to each other.
 - v_5 to v_{10} connected to each other.
- Include a facilitator player \mathbf{tg} with $k = 5$.
- Run the simulation for 10 stages.
- In one simulation, let \mathbf{tg} choose to connect 5 random pairs of currently unconnected vertices (e.g., v_1 with v_{10}).
- In another simulation, let \mathbf{tg} always connect v_4 with $v_6, v_7, v_8, v_9, v_{10}$.
- Compute and plot:
 - The cumulative reward of \mathbf{tg} after each stage.
 - The knowledge growth of each inventor after each stage.
 - The Shapley value ϕ_i of each inventor after each stage.

Simulation Task Three:

- In this simulation the number of graphs is 2
 - Initialize G_1 with ten inventors:
 - * v_1^1 to v_5^1 connected to each other.
 - * v_5^1 to v_{10}^1 connected to each other.
 - Initialize G_2 with ten inventors:
 - * v_1^2 to v_5^2 connected to each other.
 - * v_5^2 to v_{10}^2 connected to each other.
- Include a facilitator player tg_1 with $k = 5$. Let tg_1 choose to connect 5 random pairs of currently unconnected vertices (e.g., v_1^1 with v_{10}^1).
- Include a facilitator, tg_2 with $k = 1$. Let tg_2 choose to connect 1 random pairs of currently unconnected vertices (e.g., v_1^1 with v_{10}^1).
- Compute and plot:

- The cumulative reward of tg_1 after each stage.
- The cumulative reward of tg_2 after each stage.
- The knowledge growth of each inventor after each stage.
- Run the simulation for 10 stages.

Each plot should be clearly identified clearly associated with the simulation task and strategy used by the tg_i s. In addition the plots should be both written to a file and standard output.

When there is more than one graph, create a table that represents what percentage of an inventor knowledge was created in each of the organizations.

0.8 Adding a correctness claim

In this section we add a simulation specification correctness claim. We then attempt to integrate it with the current simulation implementation.

0.8.1 Correctness claim

Human Prompt

The claim below is true after each stage of the simulation. Assume that in a stage of the simulation the graph G was chosen. In addition, assume that the clique C was chosen. The tg associated with this stage either added or did not edges connecting vertices in C .

We will have a counter, $noTGKnowledge$. In the beginning of the simulation $noTGKnowledge$ is set to 0.

Next, if C produces a new knowledge item, there are two cases to consider.

1. There are no edges that connect vertices in C and where added by tp . In that case $noTGKnowledge$ stays the same.
2. There are edges that connect vertices in C and where added by tg . In that case $noTGKnowledge$ is increment by 1.

The second case is that C does not produce a new knowledge item. In that case $noTGKnowledge$ is unchanged.

We denote by $r(tg)$ the overall reward obtained by tg . $r(tg)$ is initialized to 0 in the beginning of the simulation and is updated after each stage of the simulation. It is incremented by one if tg gained a reward in the stage.

As previously defined, B_v is the set of knowledge items the inventor v has. It is initialized to the empty set and is updated in each stage of the simulation.

Lemma 1. *In the initial stage of the system and after each stage of the simulation we have that*

$$|\bigcup B_v| = noTGKnowledge + \sum r(tg)$$

0.8.2 Correctness proof

Human Prompt

I prompted the AI as follows. Here is a specification of simulation with a correctness claim. Please write a proof by induction on each stage of the claim.

I also provided the current specification and the above claim. I got the following updated claim and proof.

AI Reply

Lemma 2 (Correctness Invariant). *Let B_v denote the knowledge set of inventor v . After every stage of the simulation, we have*

$$\left| \bigcup_v B_v \right| = noTGKnowledge + \sum_{\text{all facilitators } tg} r(tg),$$

where:

- $noTGKnowledge$ counts the number of knowledge items created in stages where the selected clique contained no temporary edge added by any facilitator.

- For each facilitator tg , the value $r(tg)$ counts the number of knowledge items created in stages where the selected clique contained at least one temporary edge added by that tg .

Hence, each created knowledge item is counted exactly once by exactly one of the two terms.

Proof. We proceed by induction on the number of completed stages.

Base Case ($T = 0$). At the start of the simulation, no stages have been executed. All inventors have empty knowledge sets, hence

$$\left| \bigcup_v B_v \right| = 0.$$

By initialization, $noTGKnowledge = 0$ and $r(tg) = 0$ for all facilitators. Therefore the invariant holds:

$$0 = 0 + 0.$$

Inductive Step. Assume that after T stages the equality holds:

$$\left| \bigcup_v B_v \right| = noTGKnowledge + \sum_{tg} r(tg).$$

We show that it remains true after stage $T+1$.

During stage $T+1$, one organization G is selected, and a clique $C \subseteq G$ is chosen. At most one new knowledge item x may be created in this stage.

Case 1: No new knowledge item is created. Then no inventor's knowledge set changes, and the counters remain unchanged:

$$\left| \bigcup_v B_v \right|, noTGKnowledge, \text{ and each } r(tg) \text{ all remain the same.}$$

Thus the equality still holds after this stage.

Case 2: A new knowledge item is created. Then exactly one of the following sub-cases applies.

- **Subcase (a):** The chosen clique C contains *no* temporary edge added by any facilitator. Then the new item is counted as a “non-tg” item. Hence:

$$\begin{aligned} \left| \bigcup_v B_v \right| &\leftarrow \left| \bigcup_v B_v \right| + 1, \\ noTGKnowledge &\leftarrow noTGKnowledge + 1, \\ r(tg) &\text{unchanged for all } tg. \end{aligned}$$

Using the inductive hypothesis, we obtain:

$$\left| \bigcup_v B_v \right|_{T+1} = \left| \bigcup_v B_v \right|_T + 1 = (noTGKnowledge + \sum r(tg)) + 1 = (noTGKnowledge + 1) + \sum r(tg),$$

which is exactly the required invariant.

- **Subcase (b):** The chosen clique C contains at least one temporary edge added by some facilitator tg^* . Then the new item is classified as a “tg-involved” item and increments $r(tg^*)$:

$$\begin{aligned} \left| \bigcup_v B_v \right| &\leftarrow \left| \bigcup_v B_v \right| + 1, \\ noTGKnowledge &\text{unchanged}, \\ r(tg^*) &\leftarrow r(tg^*) + 1. \end{aligned}$$

Again, by the inductive hypothesis,

$$\left| \bigcup_v B_v \right|_{T+1} = \left| \bigcup_v B_v \right|_T + 1 = (noTGKnowledge + \sum r(tg)) + 1 = noTGKnowledge + \sum r(tg) + 1 = n$$

In all possible subcases, the invariant holds after stage $T+1$.

Conclusion. By induction on the number of stages, the equality

$$\left| \bigcup_v B_v \right| = noTGKnowledge + \sum_{tg} r(tg)$$

holds after every stage of the simulation. □

0.8.3 Proof review

I reviewed the proof above and it looks correct. Next, I want to add an invariant to the implementation to check that the above lemma holds in the implementation, but first I asked the AI to suggest invariants. Interestingly, the claim I defined above was not suggested.

0.8.4 Asking the AI to suggest invariants

Human Prompt

Prompt. Please review the following specification and suggest invariants that apply to the specification and are critical for the correctness of the specification. (I provided the current specification above without my claim or the tasks (see A.1).)

AI Reply

Response. Here are some critical invariants that should hold throughout the execution of the specification to ensure correctness and consistency:

1. Inventor Identity and Knowledge Persistence

- **Invariant:** For every inventor i , the global identifier remains constant

across all organizations and stages:

$$\forall i, \text{ID}(v_i^{(l)}) = i \text{ for any } l.$$

- **Invariant:** The knowledge set B_i of inventor i persists globally and is never lost or duplicated:

$$\forall i, B_i \text{ is unique and consistent across organizations.}$$

2. Organization Graph Integrity

- **Invariant:** Each organization graph $G_l = (N_l, E_l)$ satisfies:

$$N_l \cap N_r = \emptyset \text{ for } l \neq r.$$

- **Invariant:** Temporary edges added by facilitator \mathbf{tg}_l are removed at the end of the stage:

$$E_l^{\text{temp}} = \emptyset \text{ after each stage.}$$

3. Knowledge Attribution

- **Invariant:** For every knowledge item x , its origin is immutable:

$$\text{origin}(x) \text{ is assigned once and never changes.}$$

4. Probability Computations

- **Invariant:** Leaving probability and new knowledge probability are always in $[0, 1]$:

$$0 \leq P_{\text{leave}}, P_{\text{new}} \leq 1.$$

- **Invariant:** If $|K_l| = 0$, then $P_{\text{leave}} = 0$ and $P_{\text{new}} = 1$.

5. Movement Consistency

- **Invariant:** When an inventor moves:
 - (a) They are removed from the source organization and added to the destination with no edges.
 - (b) Their knowledge set B_i remains unchanged.
 - (c) No duplicate inventor nodes are created.

6. Clique Selection

- **Invariant:** The selected clique C is a valid clique in G_l considering both permanent and temporary edges.

7. Shapley Value Calculation

- **Invariant:** For each inventor $v_i^{(l)}$,

$$\phi_i^{(l)} = \sum_{x \in B_i} \frac{1}{|\{v_j^{(l)} \in N_l : x \in B_j\}|}$$

must be computed using the current organization membership only.

8. Global Statistics

- **Invariant:** Global statistics reflect cumulative knowledge and movements without contradiction (e.g., no negative counts, no missing transitions).

0.8.5 Comments on AI suggested invariants

Notably the invariant I defined was not suggested by the AI. In addition, some of suggested invariants are more concrete and can be easily be proven while others are more abstract written in pure English with no logical formula associated with them.

0.8.6 Implementation with the invariant

Created a clean specification with my invariant (invariant - 4 specification - [A](#) and generated the code [link](#). The code is now generating the three experiments with the two *tg* strategies and is checking the invariant after each stage of the simulation. The execution completes and the invariant is correct after each stage of the simulation.

0.9 Comparing two tg strategies that use k edges

Next I attempt to compare two *tg* strategies that use $k > 1$ edges as detailed in the prompt below.

Human Prompt

Please generate a python program that implements the following simulation specification and its associated invariant.

0.9.1 Comparing two tg strategies that use k edges

This subsection defines a simulation model for knowledge creation and diffusion across multiple organizations. Each organization is represented as a graph, and inventors may move between organizations over time. The goal is to study how network structure, mobility, and facilitator interventions influence knowledge growth and individual contribution.

Model Entities and Notation

Organizations and Inventors. There are $m \geq 1$ organizations, each represented as a graph $G_l = (N_l, E_l)$ for $l = 1, \dots, m$. An inventor is an individual with a **global unique identifier**. If inventor i is currently in organization l , we denote this inventor by $v_i^{(l)}$. The subscript i never changes, even if the inventor moves between organizations; the superscript indicates the current organization

membership.

Knowledge Sets. Each inventor $v_i^{(l)}$ owns a set of knowledge items B_i (which persists with the inventor globally, regardless of organization). The set of knowledge in organization G_l at a given time is defined as

$$K_l = \bigcup_{v_i^{(l)} \in N_l} B_i.$$

Knowledge Attribution. Each knowledge item is attributed to the organization in which it was first created. If knowledge item x was generated in organization G_l , its origin is recorded as $\text{origin}(x) = l$. This information will later be used to compute, for each inventor, the percentage of their knowledge originating from each organization.

Facilitators. Each organization G_l has an associated facilitator denoted tg_l . Facilitator tg_l may add temporary edges to G_l only; it cannot modify other organizations.

Global Stage. Time evolves in discrete **global stages**. In each stage, exactly one organization is selected uniformly at random to execute the stage operations. Some operations (e.g., inventor movement) may affect multiple organizations.

Stage Operations

Each global stage consists of the following sequence:

1. **Organization Selection.** Select an organization G_l uniformly at random from $\{G_1, \dots, G_m\}$. All subsequent steps in the stage apply with respect to G_l .
2. **Leaving-Organization Step (with probability $p = 0.2$).** This step is executed only if $m > 1$.

- (a) Identify inventor(s) in G_l with maximal knowledge size:

$$M_l = \left\{ v_i^{(l)} \in N_l \mid |B_i| = \max_{v_j^{(l)} \in N_l} |B_j| \right\}.$$

- (b) If $|M_l| > 1$, select one inventor uniformly at random from M_l ; denote this inventor by $v_i^{(l)}$.
- (c) Compute the probability of leaving:

$$P_{\text{leave}} = \begin{cases} \frac{|B_i|}{|K_l|}, & \text{if } |K_l| > 0, \\ 0, & \text{if } |K_l| = 0. \end{cases}$$

- (d) With probability P_{leave} , the inventor leaves G_l :

- Remove $v_i^{(l)}$ and all incident edges from G_l : $N_l \leftarrow N_l \setminus \{v_i^{(l)}\}$.
 - Select an organization G_r , $r \neq l$, uniformly at random.
 - Add the inventor to G_r with no edges: $N_r \leftarrow N_r \cup \{v_i^{(r)}\}$. The inventor retains the same ID i and knowledge set B_i .
 - If an inventor returns to a previously visited organization, they re-join with no pre-existing edges.
- (e) The movement event (departure and destination) is recorded for output and plotting.
3. **Facilitator Temporary Edge Addition.** Facilitator \mathbf{tg}_l may add up to k_l temporary edges to G_l , where $k_l \geq 0$ is a parameter of the simulation. All temporary edges are removed at the end of the stage.
4. **Clique Selection and Knowledge Creation.**
- (a) A clique $C \subseteq N_l$ is selected uniformly at random from all cliques in G_l , considering both permanent and temporary edges.
 - (b) A new knowledge item is created for clique C with probability:

$$P_{\text{new}} = \begin{cases} \frac{|\bigcup_{v_i^{(l)} \in C} B_i|}{|K_l|}, & \text{if } |K_l| > 0, \\ 1, & \text{if } |K_l| = 0. \end{cases}$$

- (c) If a new item x is created:
 - Add x to each B_i for all $v_i^{(l)} \in C$.
 - Record $\text{origin}(x) = l$.
5. **Facilitator Reward.** Facilitator \mathbf{tg}_l receives a reward of 1 for the stage if the selected clique contains at least one temporary edge added by \mathbf{tg}_l .
6. **Shapley Value Computation.** For organization G_l , define the cooperative game

$$(N_l, v), \quad v(S) = \left| \bigcup_{v_i^{(l)} \in S} B_i \right| \quad \forall S \subseteq N_l.$$

The Shapley value of an inventor $v_i^{(l)}$ is computed as:

$$\phi_i^{(l)} = \sum_{x \in B_i} \frac{1}{|\{v_j^{(l)} \in N_l : x \in B_j\}|}.$$

7. **Global Statistics Update.** After every stage:
- Global cumulative statistics for all inventors are updated.
 - Plots for inventors that changed organizations show continuous curves, with color changes marking organization transitions.

Invariant

Implement the following invariant in the code so that after each simulation stage the invariant expressed in the lemma below will be checked and a log will be produced to a log file that details the sequence number of the simulation, the organization that participated, the coalition that was chosen, if it had a tg edge added, and whether or not the invariant below held.

Lemma 3 (Correctness Invariant). *Let B_v denote the knowledge set of inventor v . After every stage of the simulation, we have*

$$\left| \bigcup_v B_v \right| = noTGKnowledge + \sum_{\text{all facilitators } tg} r(tg),$$

where:

- *noTGKnowledge counts the number of knowledge items created in stages where the selected clique contained no temporary edge added by any facilitator.*
- *For each facilitator tg , the value $r(tg)$ counts the number of knowledge items created in stages where the selected clique contained at least one temporary edge added by that tg .*

Hence, each created knowledge item is counted exactly once by exactly one of the two terms.

Simulation Task One:

- In this simulation the number of graphs is 1
- Initialize a graph with five inventors:
 - v_1 connected to v_2 and v_3
 - v_2 connected to v_3
 - v_3 connected to v_4 and v_5
 - v_4 connected to v_5
- Include a facilitator player **tg** with $k = 2$.
- Run the simulation for 10 stages.
- In one simulation, let **tg** choose two edge randomly.
- In another simulation, let **tg** always add the edge $(v_1, v_4), (v_1, v_5)$.
- Compute and plot:
 - The cumulative reward of **tg** after each stage.
 - The cumulative growth of knowledge in the organization after each stage.

- A single bar that represents the entire knowledge in the organization and the percentage of the knowledge that was created without the help of the **tg**, represented by the *noTGKnowledge* variable, and the percentage of the knowledge that was created with the help of the **tg**. To that end the formula of the invariant lemma 4 is used.
- Determine which *tg* strategy created more knowledge and which *tg* strategy gave more reward to the *tg*.

Each plot should be clearly identified clearly associated with the simulation task and strategy used by the *tg*s. In addition the plots should be both written to a file and standard output.

Simulation Task Two:

- In this simulation the number of graphs is 1
- Initialize a graph with ten inventors:
 - v_1 to v_5 connected to each other.
 - v_5 to v_{10} connected to each other.
- Include a facilitator player **tg** with $k = 5$.
- Run the simulation for 10 stages.
- In one simulation, let **tg** choose to connect 5 random pairs of currently unconnected vertices (e.g., v_1 with v_{10}).
- In another simulation, let **tg** always connect v_4 with $v_6, v_7, v_8, v_9, v_{10}$.
- Compute and plot:
 - The cumulative reward of **tg** after each stage.
 - The cumulative knowledge growth in the organization after each stage.
 - A single bar that represents the entire knowledge in the organization and the percentage of the knowledge that was created without the help of the **tg**, represented by the *noTGKnowledge* variable, and the percentage of the knowledge that was created with the help of the **tg**. To that end the formula of the invariant lemma 4 is used.
- Determine which *tg* strategy created more knowledge and which *tg* strategy gave more reward to the *tg*.

Prompt emphasis I'm missing the conclusions in each simulation task - which **tg** strategy created more knowledge? Which **tg** strategy created more reward to the **tg**? Please render the code again with the conclusions at the end of the simulation.

Prompt emphasis I'm missing which strategy gave the **tg** more reward. Please render the code again with the conclusions at the end of the simulation.

Prompt - following on AI suggestion Please Add Monte-Carlo averaging so conclusions are statistically stable

0.9.2 Generated simulation

Obtained correct simulation in two stages, **one with** and **one without** Monte Carlo simulation that ensures stability of the result. Had to emphasis that I want a final result concluded by the simulation several times - see prompt above. Also followed the suggestion from AI to implement the Monte Carlo simulation to ensure statistical stability.

0.10 Ambiguous business specification

- We assume that the business analyst wants to completely control the business logic.
- To simulate the undesired situation in which the business knowledge is ambiguous and determine the effect, we use a summary of the original specification.
- We observe that different aspects of the simulation are not as desired, in particular the notion of organizations and graph structure, the association of tg to an organization, and the order of events.

Our setup is the RooCode framework and extension for the VSCode IDE, which enables us to interact with LLMs (in a BYOM manner) with seamless integration with the codebase. The model of our choice for this experiment is *Claude-Sonnet-4.5*.

Firstly, I begin with the original, refined specification from Section 0.9 (referred to below as the file `humanprompt.tex`). In this specification, we fully specify the business logic that we want to control. This is the input that we send to the model, which we care about. It simulates a situation in a commercial application in which the business analyst determines the way some business transaction is done, e.g., an insurance claim, and wants to completely control the manner in which the transaction is carried out. The rest of the program, mainly the user interface, is less critical, and we therefore give the model greater freedom. Later, we will use a summary and obtain an ambiguous version of the business logic specification, to simulate what happens if we do not completely specify the business logic that we wish to control.

Human Prompt

Prompt. My task for you is written in latex format in the file `humanprompt.tex`. You may use intermediate (Markdown) files for problem specification, design overview, task division, and you may ask me for my intervention at any time. Implement the code using Python. For the UI, you may use simple HTML and CSS, and JS when necessary, but never node.js. Be clear in your intentions and record all decisions you take in (one or more) files. Make sure the result is actionable and verifiable by running and looking at the UI or logs.

Notice the sentence "You may use intermediate (Markdown) files for problem specification, design overview, task division." In other words, I permit the model to use notions coming from Spec-Driven Development (SDD) to guide its own behavior, by first formalizing the problem in intermediate files. Not only was it shown that it improves code generation, it also gives transparency into the decisions that the model has taken with regard to peripheral elements that surround the business logic.

The model successfully created a web-based application with basic functionality, mainly demonstrating the results of the three simulations, while maintaining the invariant during all steps.

AI Reply

Response. Implemented the full simulation project per the LaTeX specification.
Created files

- `design.md` – detailed design documentation.
- `requirements.txt` – Python dependencies (`networkx`, `matplotlib`).
- `simulation.py` – complete Python simulation with graph handling, facilitator logic, invariant checking, logging, and plotting for all four scenarios.
- `simulation.log` – log file with per-stage information and invariant verification.
- `reward_plot.png`, `knowledge_plot.png`, `knowledge_split.png` – generated plots for cumulative facilitator reward, cumulative knowledge size, and final knowledge split.
- `index.html` – static HTML UI displaying the three plots and loading the log.
- `styles.css` – basic styling for the UI.

The model has created a `design.md` file to guide itself throughout code generation.

Next, we introduce ambiguity by two steps. The first step is transforming the carefully written math-rich specification into a pure natural language description, which is described below. The next step will be obtaining a summary from the natural language description.

We begin with asking the model's help with winding down the formalism in the specification.

Human Prompt

Prompt. Reconsidering my original intent written in LaTeX `humanprompt.tex`, how would you rephrase it in natural language in a way that doesn't contain math symbols at all? something that one would say out loud while presenting "without slides". Write that in a new file called "humanprompt.nl.md"

AI Reply

Response. Created `humanprompt.nl.md` - a natural language version of the LaTeX specification that can be read aloud without mathematical notation.

Key transformations:

- Mathematical symbols replaced with plain English (e.g., $m \geq 1 \rightarrow$ "one or more organizations")
- Set notation converted to everyday language (e.g., "union of knowledge sets" \rightarrow "combined knowledge of everyone")
- Formulas explained conceptually (e.g., probability formulas described as ratios in words)

- Graph theory terms simplified (e.g., "clique" explained as "complete subgroups where everyone is connected")
- Lemma and formal notation converted to plain statements

The document maintains all the technical details and requirements from the original LaTeX specification while being accessible for verbal presentation without slides or visual aids. It flows as a narrative explanation suitable for someone listening to understand the simulation model.

Indeed, the order of events in each stage turns out to be correct as follows.

1. Pick an Organization
2. Someone Might Leave
3. Facilitator Adds Temporary Connections
4. Creating New Knowledge
5. Reward the Facilitator
6. Calculate Contributions
7. Update Statistics

However, it is still too long for someone to write it on their first try. Thus I asked that it be made briefer:

Human Prompt

Prompt. Thanks. Now create a less structured description, and a briefer one, even if it loses some nuances. Make it at most three paragraphs. Save to "human-prompt.nl.txt"

AI Reply

Response. Created `humanprompt.nl.txt` - a brief, three-paragraph natural language summary of the simulation specification.

Content overview:

- Paragraph 1: Core mechanics - inventors in networks, knowledge creation through collaboration, mobility between organizations
- Paragraph 2: Facilitator role - temporary connections, rewards, and the invariant check
- Paragraph 3: Experimental design - two scenarios, two strategies, comparative analysis The description sacrifices detailed specifications for readability and brevity, focusing on the essential concepts someone would need to understand what the simulation does at a high level.

Here is the content of `humanprompt.nl.txt`:

AI Reply

Content of humanprompt.nl.txt: We're simulating how knowledge gets created when inventors collaborate in a network. Each inventor has their own collection of knowledge, and they're connected to other inventors through a social network graph. At each time step, we pick a random group of fully-connected inventors (a clique) and they might create new knowledge together - the probability depends on how much combined knowledge they already have versus the total in the organization. Sometimes inventors with lots of knowledge might leave and join a different organization, losing their network connections but keeping their knowledge.

There's also a facilitator player who can temporarily add new connections between inventors for one time step, trying to help create more knowledge. The facilitator gets rewarded when knowledge is created by a group that includes one of their temporary connections. We track how much knowledge was created with the facilitator's help versus without, and this should always add up to the total knowledge in the system - that's our invariant check.

We run two scenarios with different network structures and compare two facilitator strategies: one that randomly connects inventors, and one that always makes the same strategic connections. For each run we plot how the facilitator's reward grows over time, how total knowledge grows, and show the final split between facilitated versus organic knowledge creation. The goal is to see which strategy helps create more knowledge overall and which earns the facilitator more reward points.

Now I wanted to attempt the original intent once more, with this condensed prompt instead of the original math-rich one.

The remainder of the conversation happens in a new context window and a directory cleared from the previous attempt. Here, too, I go with an SDD-inspired approach:

Human Prompt

You must NOT read any file ending with `.tex` or `.md`. Your task is to read `humanprompt.nl.txt` and to generate a more rigorous and full description, one that can use math symbols and formulas to be consistent and unambiguous. Write it in latex, in a new file "convertedprompt.tex"

AI Reply

Response. I've created `convertedprompt.tex` with a rigorous mathematical specification of the knowledge creation simulation. The document includes:

1. **System Model** - Formal definitions of the inventor network graph, knowledge states, clique selection, and knowledge creation probability
2. **Inventor Mobility** - Mathematical description of the departure process
3. **Facilitation Mechanism** - Precise definitions of facilitator actions, knowledge attribution, and reward function
4. **System Invariant** - The accounting equation ensuring facilitated + organic knowledge equals total knowledge

5. Experimental Design - Formal specification of network topologies, facilitator strategies (random vs. fixed), performance metrics, and objectives

All concepts are expressed using mathematical notation with proper set theory, probability functions, and graph theory formalism to eliminate ambiguity.

Unfortunately, despite the model's optimism expressed in the final sentence, looking at the resulting specification several problems popped up:

1. The notion of organizations almost disappeared.
2. There were mistakes in the graph structure, such as a confusion between directed and undirected edges and the definition of a clique, which introduce ambiguity.
3. The association of tg to an organization was not touched upon.
4. The order of events was problematic, as the choosing of a clique happens *before* the introduction of new, temporary edges by tg.
5. The budget of tg was missing, it seems that tg has an infinite budget.
6. The specificity of the scenarios was lost after the summary.

Finally, I ask it to generate a similar web-based simulator for the specified business logic.

Human Prompt

Prompt. Write python code to implement simulations for the task described in `convertedprompt.tex`. I want a basic html-css-js (vanilla) UI that shows the simulation result (how much knowledge there is at the end, split by knowledge that was facilitated by tg and knowledge that wasn't. also, at each step, it must be checked that the invariant holds, and a line to a log file must be added. then the log file must also be presented in the UI).

See a screenshot of the result in Figure 2.

What we learned. The benefit from this experiment is twofold.

1. Controlled vs. not controlled aspects. A system analyst will want to separate between what the model can modify and what it must preserve. In other words, the art in the process is to know where and how to draw the line between controlled and not controlled program aspects. The specification of a GUI and other peripheral elements is not core logic and can be modified or expanded by the model without prompting the system analyst. However, anything pertaining to the business logic should be controlled by the analyst; it must be returned to the analyst for refinement or confirmation, especially in cases where the intention is ambiguous. This idea of controlled vs. not controlled aspects is captured in Figure 3.

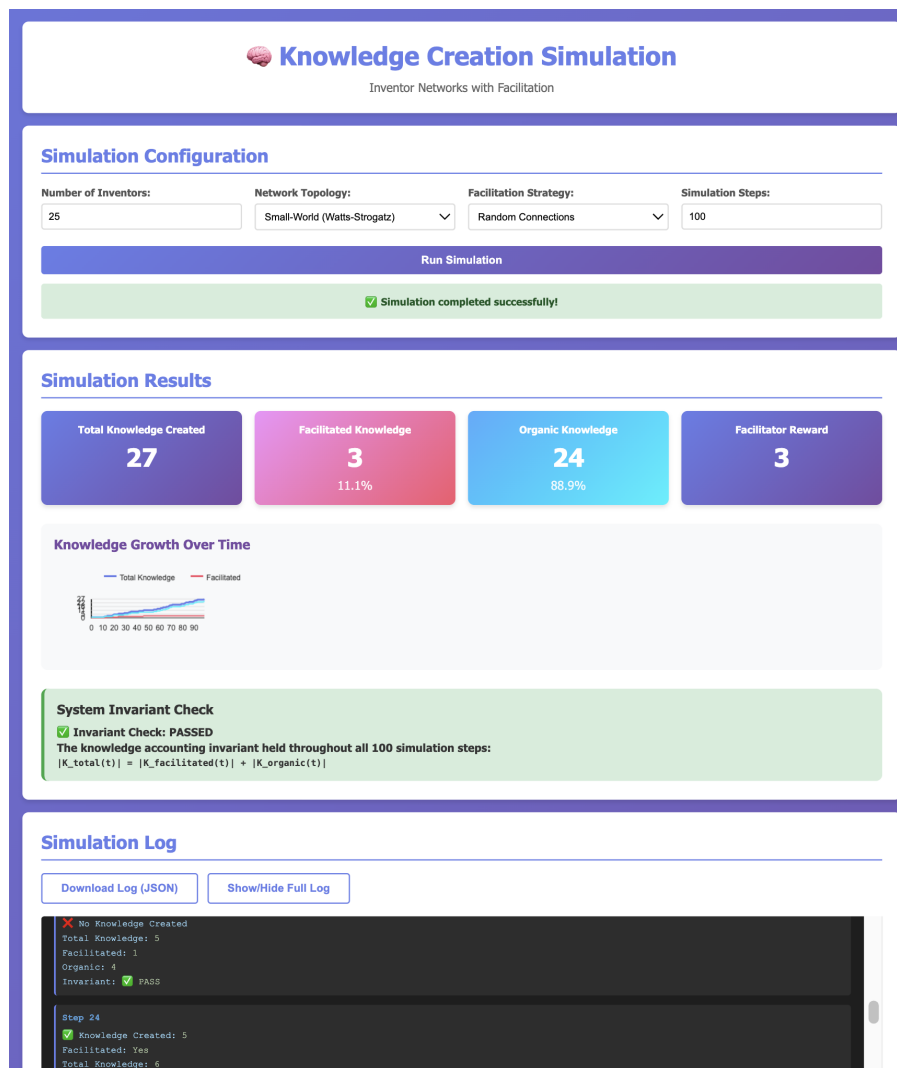


Figure 2: Knowledge Creation Simulation: screenshot of the result.

2. Primacy of precision. Typically, the first iteration of a human-written description of a business logic is not precise. The line between controlled and not controlled variability of a program is blurry and not strictly stated. The summarized description generated above is a simulation of this: bad choice of words, confusing prepositions, and missing key information all contribute to that blurry line, and give the model space to be creative in more aspects of the program than was originally intended by the system analyst.

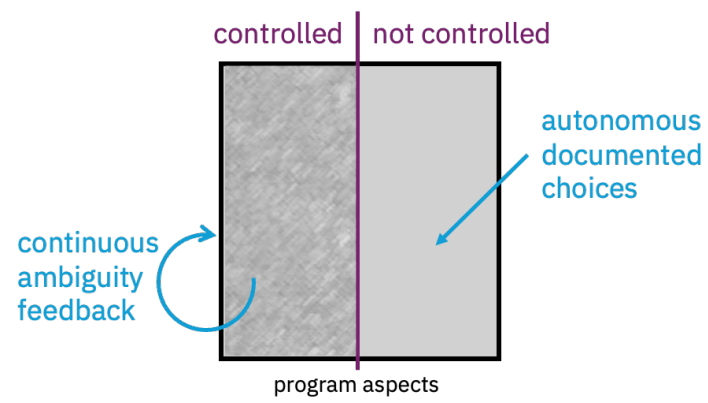


Figure 3: Controlled vs. not controlled program aspects.

0.11 Related Work

Recent advances in software engineering have explored the use of Large Language Models (LLMs) and agentic systems to support program synthesis and multi-step reasoning tasks. Agentic systems leverage reasoning-action loops and multi-agent coordination to generate, verify, and correct code autonomously, providing capabilities similar to those described in Section 1, while remaining dependent on human supervision for reliability. VIB (Value-Intention-Behavior) programming offers a complementary perspective, structuring agent behavior around high-level goals, intentions, and concrete actions [2], which aligns well with the layered reasoning used in AI-assisted software generation.

Spec-Driven Development (SDD) provides a methodology for guiding both human and AI developers from a structured specification to verified code [1]. By defining *what* and *why* first, SDD improves alignment, traceability, and maintainability of AI-generated outputs. Our work builds on this concept by using natural language augmented with mathematical notation as an intermediate representation. This approach retains the clarity and precision of formal specifications while significantly reducing the notation overhead compared to full formal languages such as Z.

The Z specification language remains a foundational formal method for mathematically precise modeling of system state, operations, and invariants [4]. Unlike Z, our intermediate representation trades some formal rigor for readability and ease of use, enabling AI agents to interpret and act on specifications directly without requiring deep mathematical expertise. In this way, our approach can be seen as a simplification of formal specification that balances precision, expressiveness, and AI accessibility, bridging the gap between rigorous formal methods and practical AI-assisted software development.

0.12 Conclusion

This work illustrates that AI-assisted software development can benefit from structured specifications to guide code generation and support maintainable designs, though several limitations remain. By combining natural language with lightweight mathematical notation, our approach captures some of the advantages of formal specification—such as explicit invariants and reasoning about correctness—while reducing the complexity and overhead of full formal methods like Z. The intermediate representation helped guide AI agents in generating code, tests, and supporting infrastructure, drawing on principles from Spec-Driven Development (SDD) and VIB programming to improve alignment and traceability. However, the simulation used as a case study, while logically complex, represents only a small piece of software, and challenges such as attention limits, specification decomposition, and iterative refinement were encountered during development.

Future research directions include extending these methods to fully exploit natural language specifications without embedded mathematics, exploring richer abstractions, modular interfaces, and document-driven composition to simplify system specification. Such investigations could further reduce the barrier to entry for formal-specification-inspired practices, broaden the applicability of AI-assisted software engineering, and provide more scalable solutions for larger and more complex software systems.

0.13 Acknowledgments

The author would like to thank Navid Asgari (Fordham University, Gabelli School of Business) and Deepak Nayak (Ohio State University, Fisher College of Business) for introducing and discussing foundational ideas related to knowledge in organizations. Their insights and conversations were instrumental in motivating the problem domain and shaping the conceptual framing of the case study presented in this paper, with *tertius iungens* (the third that connects) playing a key role in the simulation.

Bibliography

- [1] EPAM. Inside spec-driven development: What github spec kit makes possible for ai engineering. 2025.
- [2] Yuyao Ge, Lingrui Mei, Zenghao Duan, Tianhao Li, Yujia Zheng, Yiwei Wang, Lexin Wang, Jiayu Yao, Tianyu Liu, Yujun Cai, Baolong Bi, Fangda Guo, Jiafeng Guo, Shenghua Liu, and Xueqi Cheng. A survey of vibe coding with large language models, 2025.
- [3] Hossein Saiedian and Michael G. Hinchey. Challenges in the successful transfer of formal methods technology into industrial applications. *Information and Software Technology*, 38(5):313–322, 1996.
- [4] J. M. Spivey. *The Z Notation: A Reference Manual*. Prentice Hall International, 1990.

Appendix

A Prompt for generating a simulation with an invariant

In what follows I detail the prompt for a clean new generation of the simulation with its associated invariants. Following is the prompt.

Human Prompt

Please generate a python program that implements the following simulation specification and its associated invariant.

A.1 More than one organization - adding back simulation tasks

This subsection defines a simulation model for knowledge creation and diffusion across multiple organizations. Each organization is represented as a graph, and inventors may move between organizations over time. The goal is to study how network structure, mobility, and facilitator interventions influence knowledge growth and individual contribution.

Model Entities and Notation

Organizations and Inventors. There are $m \geq 1$ organizations, each represented as a graph $G_l = (N_l, E_l)$ for $l = 1, \dots, m$. An inventor is an individual with a **global unique identifier**. If inventor i is currently in organization l , we denote this inventor by $v_i^{(l)}$. The subscript i never changes, even if the inventor moves between organizations; the superscript indicates the current organization membership.

Knowledge Sets. Each inventor $v_i^{(l)}$ owns a set of knowledge items B_i (which persists with the inventor globally, regardless of organization). The set of knowledge in organization G_l at a given time is defined as

$$K_l = \bigcup_{v_i^{(l)} \in N_l} B_i.$$

Knowledge Attribution. Each knowledge item is attributed to the organization in which it was first created. If knowledge item x was generated in organization G_l , its origin is recorded as $\text{origin}(x) = l$. This information will later be used to compute, for each inventor, the percentage of their knowledge originating from each organization.

Facilitators. Each organization G_l has an associated facilitator denoted tg_l . Facilitator tg_l may add temporary edges to G_l only; it cannot modify other organizations.

Global Stage. Time evolves in discrete **global stages**. In each stage, exactly one organization is selected uniformly at random to execute the stage operations. Some operations (e.g., inventor movement) may affect multiple organizations.

Stage Operations

Each global stage consists of the following sequence:

1. **Organization Selection.** Select an organization G_l uniformly at random from $\{G_1, \dots, G_m\}$. All subsequent steps in the stage apply with respect to G_l .
2. **Leaving-Organization Step (with probability $p = 0.2$).** This step is executed only if $m > 1$.

- (a) Identify inventor(s) in G_l with maximal knowledge size:

$$M_l = \left\{ v_i^{(l)} \in N_l \mid |B_i| = \max_{v_j^{(l)} \in N_l} |B_j| \right\}.$$

- (b) If $|M_l| > 1$, select one inventor uniformly at random from M_l ; denote this inventor by $v_i^{(l)}$.

(c) Compute the probability of leaving:

$$P_{\text{leave}} = \begin{cases} \frac{|B_i|}{|K_l|}, & \text{if } |K_l| > 0, \\ 0, & \text{if } |K_l| = 0. \end{cases}$$

(d) With probability P_{leave} , the inventor leaves G_l :

- Remove $v_i^{(l)}$ and all incident edges from G_l : $N_l \leftarrow N_l \setminus \{v_i^{(l)}\}$.
- Select an organization G_r , $r \neq l$, uniformly at random.
- Add the inventor to G_r with no edges: $N_r \leftarrow N_r \cup \{v_i^{(r)}\}$. The inventor retains the same ID i and knowledge set B_i .
- If an inventor returns to a previously visited organization, they re-join with no pre-existing edges.

(e) The movement event (departure and destination) is recorded for output and plotting.

3. **Facilitator Temporary Edge Addition.** Facilitator \mathbf{tg}_l may add up to k_l temporary edges to G_l , where $k_l \geq 0$ is a parameter of the simulation. All temporary edges are removed at the end of the stage.

4. **Clique Selection and Knowledge Creation.**

- (a) A clique $C \subseteq N_l$ is selected uniformly at random from all cliques in G_l , considering both permanent and temporary edges.
- (b) A new knowledge item is created for clique C with probability:

$$P_{\text{new}} = \begin{cases} \frac{|\bigcup_{v_i^{(l)} \in C} B_i|}{|K_l|}, & \text{if } |K_l| > 0, \\ 1, & \text{if } |K_l| = 0. \end{cases}$$

(c) If a new item x is created:

- Add x to each B_i for all $v_i^{(l)} \in C$.
- Record $\text{origin}(x) = l$.

5. **Facilitator Reward.** Facilitator \mathbf{tg}_l receives a reward of 1 for the stage if the selected clique contains at least one temporary edge added by \mathbf{tg}_l .

6. **Shapley Value Computation.** For organization G_l , define the cooperative game

$$(N_l, v), \quad v(S) = \left| \bigcup_{v_i^{(l)} \in S} B_i \right| \quad \forall S \subseteq N_l.$$

The Shapley value of an inventor $v_i^{(l)}$ is computed as:

$$\phi_i^{(l)} = \sum_{x \in B_i} \frac{1}{|\{v_j^{(l)} \in N_l : x \in B_j\}|}.$$

7. Global Statistics Update. After every stage:

- Global cumulative statistics for all inventors are updated.
- Plots for inventors that changed organizations show continuous curves, with color changes marking organization transitions.

Invariant

Implement the following invariant in the code so that after each simulation stage the invariant expressed in the lemma below will be checked and a log will be produced to a log file that details the sequence number of the simulation, the organization that participated, the coalition that was chosen, if it had a tg edge added, and whether or not the invariant below held.

Lemma 4 (Correctness Invariant). *Let B_v denote the knowledge set of inventor v . After every stage of the simulation, we have*

$$\left| \bigcup_v B_v \right| = \text{noTGKnowledge} + \sum_{\text{all facilitators } tg} r(tg),$$

where:

- *noTGKnowledge counts the number of knowledge items created in stages where the selected clique contained no temporary edge added by any facilitator.*
- *For each facilitator tg , the value $r(tg)$ counts the number of knowledge items created in stages where the selected clique contained at least one temporary edge added by that tg .*

Hence, each created knowledge item is counted exactly once by exactly one of the two terms.

Simulation Task One:

- In this simulation the number of graphs is 1
- Initialize a graph with five inventors:
 - v_1 connected to v_2 and v_3
 - v_2 connected to v_3
 - v_3 connected to v_4 and v_5
 - v_4 connected to v_5
- Include a facilitator player **tg** with $k = 1$.
- Run the simulation for 10 stages.
- In one simulation, let **tg** choose an edge randomly.
- In another simulation, let **tg** always add the edge (v_1, v_4) .

- Compute and plot:
 - The cumulative reward of \mathbf{tg} after each stage.
 - The knowledge growth of each inventor after each stage.
 - The Shapley value ϕ_i of each inventor after each stage.

Simulation Task Two:

- In this simulation the number of graphs is 1
- Initialize a graph with ten inventors:
 - v_1 to v_5 connected to each other.
 - v_5 to v_{10} connected to each other.
- Include a facilitator player \mathbf{tg} with $k = 5$.
- Run the simulation for 10 stages.
- In one simulation, let \mathbf{tg} choose to connect 5 random pairs of currently unconnected vertices (e.g., v_1 with v_{10}).
- In another simulation, let \mathbf{tg} always connect v_4 with $v_6, v_7, v_8, v_9, v_{10}$.
- Compute and plot:
 - The cumulative reward of \mathbf{tg} after each stage.
 - The knowledge growth of each inventor after each stage.
 - The Shapley value ϕ_i of each inventor after each stage.

Simulation Task Three:

- In this simulation the number of graphs is 2
 - Initialize G_1 with ten inventors:
 - * v_1^1 to v_5^1 connected to each other.
 - * v_5^1 to v_{10}^1 connected to each other.
 - Initialize G_2 with ten inventors:
 - * v_1^2 to v_5^2 connected to each other.
 - * v_5^2 to v_{10}^2 connected to each other.
- Include a facilitator player tg_1 with $k = 5$. Let tg_1 choose to connect 5 random pairs of currently unconnected vertices (e.g., v_1^1 with v_{10}^1).
- Include a facilitator, tg_2 with $k = 1$. Let tg_2 choose to connect 1 random pairs of currently unconnected vertices (e.g., v_1^1 with v_{10}^1).
- Compute and plot:

- The cumulative reward of tg_1 after each stage.
 - The cumulative reward of tg_2 after each stage.
 - The knowledge growth of each inventor after each stage.
- Run the simulation for 10 stages.

Each plot should be clearly identified clearly associated with the simulation task and strategy used by the tg_i s. In addition the plots should be both written to a file and standard output.

When there is more than one graph, create a table that represents what percentage of an inventor knowledge was created in each of the organizations.