

# The pseudo-complex Friedmann–Lemaître–Robertson–Walker model and the time dependence of the Hubble constant

L. Maghlaoui,<sup>1,2★</sup> P. O. Hess,<sup>3,4†</sup> F. Weber<sup>5,6‡</sup> and C. A. Zen Vasconcellos<sup>7,8§</sup>

<sup>1</sup>Physics Department, University of Mentouri, Constantine 1, Constantine P. O. Box 325, Ain El Bey Way, 025017 Constantine, Algeria

<sup>2</sup>Mathematical and Subatomic Physics Laboratory (LPMPs) University of Mentouri, Constantine 1, Algeria

<sup>3</sup>Instituto de Ciencias Nucleares, UNAM, Circuito Exterior, C.U., A.P. 70-543, 04510 México, D.F., Mexico

<sup>4</sup>Frankfurt Institute for Advanced Studies, J. W. von Goethe University, Hessen, Germany

<sup>5</sup>Department of Physics, San Diego State University, San Diego, CA92182, United States of America

<sup>6</sup>Department of Physics, University of California at San Diego (UCSD), La Jolla, CA92093, United States of America

<sup>7</sup>International Center for Relativistic Astrophysics Network (ICRANet), Pescara 65122, Italy

<sup>8</sup>Instituto de Física, Universidade Federal do Rio Grandedo Sul (UFRGS), Porto Alegre 91501-970, Brazil

Accepted XXX. Received YYY; in original form ZZZ

## ABSTRACT

The pseudo-complex version of the Friedmann–Lemaître–Robertson–Walker model (pcFLRW) is presented within the framework of pseudo-complex General Relativity (pcGR). In this approach, dark energy arises as a geometric consequence of the pseudo-complex structure, leading to a time-dependent Hubble parameter rather than a strictly constant  $H_0$ . The relation between the time derivative of the Hubble parameter and a single geometric parameter  $\beta$  in the effective dark-energy equation of state is derived and constrained using recent DESI BAO data. Fitting  $\beta$  yields a best-fit value  $\beta = 1.0426 \pm 0.0144$ , corresponding to a deceleration parameter  $q = -0.9361 \pm 0.0216$  and a present-day Hubble acceleration  $\dot{H}_0 \simeq (0.94 \pm 0.32) \times 10^{-17} \text{ (km/s}^2\text{)/Mpc}$ . Using the exact Sandage–Loeb relation, the predicted redshift drift over 20 years for a source at  $z = 4$  is  $\Delta v \simeq -11.1 \text{ cm s}^{-1}$ , in close agreement with the  $\Lambda$ CDM prediction. In pcGR, however, the non-vanishing  $\dot{H}_0$  is a direct geometric prediction, providing a clear and testable target for future high-precision spectroscopic observations.

**Key words:** pseudo-complex General Relativity – Cosmological model – Hubble constant

## 1 INTRODUCTION

The Hubble constant  $H = \frac{\dot{a}}{a}$ , where  $a$  is the scale of the universe and the dot its time derivative, describes the expansion of the universe. Current measured values are  $67.4 \pm 0.5 \text{ (km/s)/Mpc}$  from the Planck data Planck Collaboration (2018); Hogg (1999). In contrast, local distance-ladder measurements from Type Ia supernovae Bora & Holanda (2023) calibrated with Cepheid variables reported by the SH0ES collaboration, give a systematic higher value of  $73.30 \pm 1.04 \text{ (km/s)/Mpc}$  Riess et al. (2022). The persistent disagreement between these two independent measurements exceeds the  $4\sigma$  level and is widely referred to as the *Hubble tension*.

One objective of the DESI (Dark Energy Spectroscopic Instrument) observation project Abdul-Karim et al. (2025); Lodha et al. (2025); Andrade et al. (2025) is to measure the distribution of the dark energy and also of the Hubble constant, measuring the *Baryon Acoustic Oscillation* (BAO) and recent results are available Abdul-Karim & DESI-Collaboratio (2025). DESI aims to provide precise measurements that may help resolve or clarify the Hubble tension.

In this contribution we present a particular model, the *pseudo-complex General Relativity* (pcGR) and its formulation of a *Fried-*

*mann - Lemaître - Robertson-Walker model* (pcFLRW). The pcGR contains the contribution of dark energy, but instead of introducing a  $\Lambda$  parameter, pcGR modifies the geometric foundation, which *necessarily* introduces dynamics into the expansion history. The derived time derivative of the Hubble constant ( $\dot{H}_0$ ) is not an added parameter but a *consequence* of this geometry. Thus, while the Hubble tension in  $\Lambda$ CDM is fundamentally a crisis of constants, in pcGR it becomes a question of dynamics (see for example Copeland et al. (2006)). In contrast to  $\Lambda$ CDM, pcGR predicts a non-vanishing time derivative of the Hubble parameter as a geometric consequence, making DESI BAO measurements particularly appropriate for constraining the model. We emphasize that pcGR does not aim to resolve the Hubble tension by shifting the value of  $H_0$ , but rather reframes it as a question of cosmic dynamics through a non-vanishing  $\dot{H}_0$ .

The pcGR provides an equation of state for the dark energy, namely  $p_\Lambda = -\beta \varrho_\Lambda$ , where the index  $\Lambda$  refers to the dark energy. This  $\beta$  value is fitted to the DESI data and knowing parameter value of  $\beta$  the change in time of the Hubble constant is deduced. Further observables are determined as the deceleration parameter and the redshift drift.

In section 2 a short introduction to the pcGR is given, in a subsection the pcFLRW model is explained and in section 3 the results are compared to the DESI observation. As a particular result we obtain an expression and numerical value of the change for the Hubble constant in time. Also the redshift drift over 20 years is calculated. Finally, in section 4 Conclusions are drawn.

★ E-mail: maghlaoui.th@gmail.com

† E-mail: hess@nucleares.unam.mx

‡ E-mail: fweber@physics.ucsd.edu

§ E-mail: cesaraugustozenvasconcellos@gmail.com

The metric signature used is  $(-+++)$ . The gravitational constant  $G$  and the velocity of light  $c$  are set to 1, except otherwise stated.

## 2 A PRIMER TO PSEUDO-COMPLEX GENERAL RELATIVITY (PCGR)

The pcGR is presented in [Hess et al. \(2015\)](#) and in [Hess \(2020\)](#) it is related to other modified GR models, it is an algebraic extension of GR, i.e., the coordinate  $x^\mu$  is extended to

$$X^\mu = x^\mu + Iy^\mu, \quad I^2 = 1, \quad (1)$$

which looks like a complex extension, except for  $I^2 = 1$ , which explains its name.  $I$  is thus referred to as a pseudo-imaginary unit. This implies an extension from a 4-dimensional space to an 8-dimensional one. As shown in [Kelly & Mann \(1986\)](#) this pc-extension is the only algebraic extension permitted, because others include ghosts and/or tachyon solutions.

The length element is given by

$$d\omega^2 = g_{\mu\nu}(X) dX^\mu dX^\nu, \quad (2)$$

where all elements are now pseudo-complex.

This metric and coordinates can be expressed within the so-called *zero-divisor basis*

$$\begin{aligned} X^\mu &= X_+^\mu \sigma_+ + X_-^\mu \sigma_-, \quad \sigma_\pm = \frac{1}{2} (1 \pm I) \\ \sigma_\pm^2 &= \sigma_\pm, \quad \sigma_+ \sigma_- = 0 \\ g_{\mu\nu}(X) &= g_{\mu\nu}^+(X_+) \sigma_+ + g_{\mu\nu}^-(X_-) \sigma_- \end{aligned} \quad (3)$$

Assuming the special case of a real metric, namely  $g_{\mu\nu}^\pm(X_\pm) = g_{\mu\nu}(x)$ , the length element square acquires a simple form

$$d\omega^2 = g_{\mu\nu}(x) [dx^\mu dx^\nu + dy^\mu dy^\nu] + 2I g_{\mu\nu}(x) dx^\mu dy^\nu. \quad (4)$$

Requiring that the length element is real leads to the condition

$$g_{\mu\nu} dx^\mu dy^\nu = 0. \quad (5)$$

Here, we will discuss a model of the universe, which is known to be nearly flat, i.e.,  $g_{\mu\nu} \approx \eta_{\mu\nu}$ , which is the Minkowski metric. As shown in [Hess \(2020\)](#), the solution is

$$y^\mu = l u^\mu, \quad (6)$$

where for dimensional reasons a length parameter  $l$  appears, which is interpreted as a minimal length (assumed to be the Planck length). In this manner, the 8-dimensional space is reduced again to a 4-dimensional one.

A direct influence of the minimal length can be seen near event horizons, predicting the appearance of a negative temperature and consequently an outward pressure [Maghlaoui & Hess \(2025\)](#), contributing in such a manner to the stability of a black hole.

Note, that the  $l$  is a *parameter* not affected by a Lorentz transformation. Thus, pcGR permits a minimal length without violating the Lorentz/Poincaré symmetry. The advantages of this property and practical/philosophical consequences are discussed in [Weber et al. \(2025\)](#). For more information, please consult the cited references.

In [Hess et al. \(2015\)](#) a variational principle was applied, which

reads  $\delta S \in \sigma_- A$ . However, one can achieve the same by using the standard variational principle, as it will be explained in what follows.

As an alternative, the standard variational principle was mentioned at the end of [Hess et al. \(2015\)](#) and explored in [Hess \(2020\)](#), which uses the standard variational principle with a constraint  $g_{\mu\nu} dx^\mu dy^\nu = 0 \rightarrow g_{\mu\nu} u^\mu u^\nu = C$ , derived from (5) and (6), namely the normalization constraint:

$$\begin{aligned} \delta S &= 0, \quad \text{with } g^{\mu\nu} u_\mu u_\nu = C \\ S &= \int dX^4 \sqrt{-g} (\mathcal{R} + 2\alpha) + S_m, \end{aligned} \quad (7)$$

[Hess \(2020\)](#), where  $S_m$  is the matter part.

This leads to an equation of motion of the form

$$G_{\mu\nu} = 8\pi T_{\mu\nu}^\Lambda + 8\pi T_{\mu\nu}^m, \quad (8)$$

where the label  $\Lambda$  refers to dark energy and  $T_{\mu\nu}^\Lambda$  is the  $pc$ -contribution. Note, that  $T_{\mu\nu}^\Lambda$  is the consequence of the implemented constraint and Eq. (6), i.e. the minimal length is implicitly contained in the final result through the dark energy fluid.

The variation with respect to  $g^{\mu\nu}$  leads to the relation

$$T_{\mu\nu}^\Lambda = \lambda u_\mu u_\nu + \alpha g_{\mu\nu}. \quad (9)$$

This is the energy-momentum tensor of an ideal fluid, where the Lagrange multiplier are given by  $\lambda = (p_\Lambda + \varrho_\Lambda)$  and  $\alpha = -p$ .

Consistent with the cosmological principle and the interpretation of dark energy as a homogeneous component, we model its energy-momentum tensor using the perfect fluid form:

$$\left( T_{\mu\nu}^\Lambda \right) = \begin{pmatrix} -\varepsilon_\Lambda & 0 & 0 & 0 \\ 0 & p_\Lambda & 0 & 0 \\ 0 & 0 & p_\Lambda & 0 \\ 0 & 0 & 0 & p_\Lambda \end{pmatrix}. \quad (10)$$

The energy-momentum tensor  $T_{\mu\nu}^\Lambda$  emerges from this variational principle with constraint, effectively encoding the geometric effects of the minimal length  $\ell$  into an effective fluid description.

Of importance is the equation of state for the dark energy, given by

$$p_\Lambda = -\beta \varepsilon_\Lambda = w_\Lambda \varepsilon_\Lambda, \quad (11)$$

where the  $w_\Lambda$  is the effective dark energy equation of state parameter, usually used.

The parameter  $\beta$  directly governs the evolution of the dark energy density. As we will show, deviations from  $\beta = 1$  (corresponding to  $\Lambda$ CDM) lead to observable consequences in both the expansion history and the time evolution of the Hubble parameter.

### 2.1 The pseudo-complex model of the Friedmann–Lemaître–Robertson–Walker universe

The pcFLRW model was first proposed in [Hess & Maghlaoui \(2010\)](#) and resumed in [Hess et al. \(2015\)](#). Here, we will present the main ingredients.

As explained in the last section, the length element  $d\omega^2$  acquires the form  $d\omega^2 = g_{\mu\nu} [dx^\mu dx^\nu + dy^\mu dy^\nu]$ .

In what follows, we exclude the second term  $g_{\mu\nu} dy^\mu dy^\nu$  in the length element. This term is proportional to  $\ell^2$  and is suppressed in

the low-energy, large-scale limit relevant for cosmology. The dominant correction from the pseudo-complex extension is captured by the effective dark energy fluid (parameterized by  $\beta$ ), which itself originates from the  $\ell$ -modified algebra integrated into the field equations. Nevertheless, in future it would be interesting to investigate the effects of an inclusion of the second term in  $d\omega^2$ , leading to higher order contributions.

From our theoretical model of the universe, we obtain a general form of the metric that is identical to that of the Standard Model. However, the difference arises in the solution for the radius of the universe,  $a(t)$ . This modification also leads to an additional contribution in the Hubble constant. Furthermore, it introduces an effective equation of state for dark energy.

The pcFLRW metric is given by

$$d\omega^2 = -dt^2 + a(t) \left( \frac{dr^2}{[1 - kr^2]} + r^2 d\theta^2 + r^2 \sin^2(\phi) d\phi^2 \right) \quad (12)$$

The pcFLRW equations are those from Hess (2020); Hess & Maghlaoui (2010) ( $c = 1$  and  $G = 1$ ) and are given by

$$\begin{aligned} 8\pi(\rho + \rho_\Lambda) &= \left[ \frac{3k}{a(t)^2} + 3 \frac{\dot{a}(t)^2}{a(t)^2} \right] \\ 8\pi\kappa(p + p_\Lambda) &= - \left[ \frac{k}{a(t)^2} + \frac{\dot{a}(t)^2}{a(t)^2} + \frac{2\ddot{a}(t)}{a(t)} \right], \end{aligned} \quad (13)$$

where we take  $k = 0$  for the flat universe.

The quantity  $\rho_\Lambda$  is the density of the dark energy and  $p_\Lambda$  the corresponding pressure.  $p$  and  $\rho$  are the pressure and density of either matter or radiation, or the sum of them.

Here, we have also to specify the equation of state for the mass/radiation, which is defined as

$$p = \alpha \varepsilon. \quad (14)$$

The  $\alpha$  has the value 0 for dust and  $\frac{1}{3}$  for radiation, while  $\beta$  is the central point of this contribution.

As shown in Hess et al. (2015), the parameter  $\beta$ , which characterizes the dark energy equation of state in pcGR, is directly linked to the dynamics of the Hubble parameter via the relation:

$$\beta = 1 + \frac{2}{3} \frac{\dot{H}_0}{H_0^2}. \quad (15)$$

This equation reveals that a measurement of  $\beta \neq 1$  implies a non-zero time derivative of the Hubble constant,  $\dot{H}_0 \neq 0$ , which can be compared to observation.

### 3 THE DESI DATA AND THE TIME DEPENDENCE OF THE HUBBLE CONSTANT WITHIN THE PC-FORMULATION

The study of cosmological observables plays a fundamental role in testing theoretical models of the Universe against high-precision observational data. Among these observables, the Hubble parameter  $H(z)$ , the **comoving angular diameter distance**  $D_M(z)$ , and the **volume-averaged distance**  $D_V(z)$  are of central importance. In the standard  $\Lambda$ CDM framework, the Hubble parameter is strictly constant in time, implying  $\dot{H}_0 = 0$  identically. In contrast, within pcGR a non-vanishing  $\dot{H}_0 \neq 0$  arises as a direct and unavoidable consequence of the underlying pseudo-complex geometry, rather than from an

additional phenomenological degree of freedom. These quantities encode the expansion history of the Universe and can be directly constrained by large-scale structure surveys such as the Dark Energy Spectroscopic Instrument (DESI).

In the standard cosmological framework, based on General Relativity (GR) and the  $\Lambda$ CDM model, the expansion rate is governed by the equation,

$$H^2(z) = H_0^2 [\Omega_m(1+z)^3 + \Omega_r(1+z)^4 + \Omega_\Lambda], \quad (16)$$

where  $H_0$  is the present-day Hubble constant while  $H(z)$  denotes the redshift-dependent expansion rate. The quantities  $\Omega_m$ ,  $\Omega_r$ , and  $\Omega_\Lambda$  denote the present-day density parameters of matter, radiation, and the cosmological constant, respectively.

However, within the framework of pcGR, there are two important modifications. First, a minimal length scale is introduced through the pseudo-complex extension of the spacetime coordinates, as mentioned in Section 2. The second modification naturally leads to an effective correction in the cosmological term, which can be characterized by a dimensionless parameter  $\beta$ , as indicated in the following equation Hess et al. (2015); Hess & Maghlaoui (2010):

$$H^2(z) = H_0^2 [\Omega_m(1+z)^3 + \Omega_r(1+z)^4 + \Omega_\Lambda(1+z)^{3(\beta-1)}], \quad (17)$$

where the exponent  $3(\beta - 1)$  encodes deviations from the constant dark energy density predicted by standard  $\Lambda$ CDM cosmology. The  $\Omega_\Lambda$  term is a consequence of the inclusion of  $y^\mu = l u^\mu$ , i.e., of the minimal length.

For  $\beta = 1$ , the model reduces to the standard case, while  $\beta \neq 1$  represents the pcGR correction that can mimic evolving dark energy or modified gravity effects. Inspecting Eq. (17), one notes that the dark energy is not constant but depends on the parameter  $\beta$ , which depends dynamically on the redshift  $z$ .

From this Hubble function, the key distance observables used in BAO (Baryon Acoustic Oscillation) analysis can be derived. The comoving distance  $D_M(z)$  is defined by (for comparison, we explicitly restore the speed of light  $c \neq 1$ ):

$$D_M(z) = c \int_0^z \frac{dz'}{H(z')}, \quad (18)$$

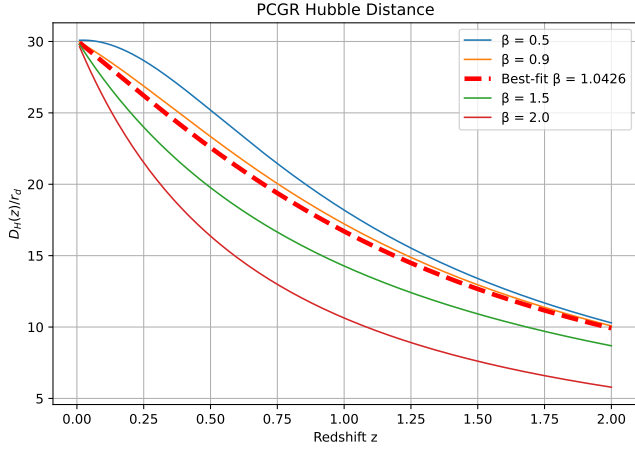
where  $c$  is the speed of light. This quantity determines the transverse comoving separation between objects at redshift  $z$ .

The volume-averaged distance, often used in isotropic BAO analyses, combines both radial and transverse information:

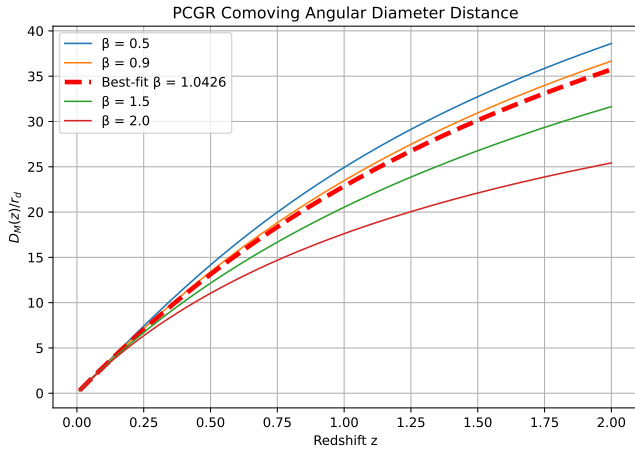
$$D_V(z) = \left[ z^2 D_M^2(z) \frac{cz}{H(z)} \right]^{1/3}. \quad (19)$$

Together,  $H(z)$ ,  $D_M(z)$ , and  $D_V(z)$  form the set of DESI observables that can be directly compared with theoretical predictions. To perform this comparison, it is better to plot the cosmological observables  $H(z)$ ,  $D_M(z)$ , and  $D_V(z)$  as functions of the redshift  $z$  for different values of  $\beta$ , using (17).

To illustrate how the pseudo-complex deformation parameter  $\beta$  affects different BAO distance measures, we plot in Figs. 1 to 3 the pcGR predictions for several values of the parameter  $\beta$  and compare them to the DESI observables. The three figures correspond to distinct cosmological distance measures: the Hubble distance  $D_H(z)/r_d$ , the comoving angular diameter distance  $D_M(z)/r_d$ , and the volume-averaged distance  $D_V(z)/r_d$ . Each of these quantities probes the expansion history in a different way, with  $D_H$  being directly sensitive to the local expansion rate  $H(z)$ , while  $D_M$  and  $D_V$  encode integrated information along the line of sight. The broad



**Figure 1.** PCGR prediction for the Hubble distance  $D_H(z)/r_d$  for different values of  $\beta$ . The broad dashed curve corresponds to the best-fit value  $\beta = 1.0426$ .



**Figure 2.** PCGR prediction for the comoving angular diameter distance  $D_M(z)/r_d$  for different values of  $\beta$ . The broad dashed curve indicates the best-fit value  $\beta = 1.0426$ .

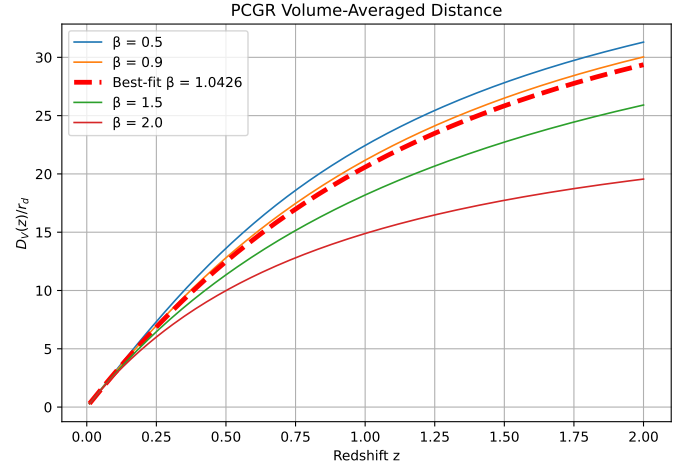
dashed curve in each panel indicates the best-fit value  $\beta = 1.0426$  obtained from the full DESI BAO likelihood analysis.

In the next section, we will explain how to use a statistical method to compare our theoretical cosmological to the DESI data.

### 3.1 DESI BAO Data and Fitting the pcGR Parameter $\beta$

The Dark Energy Spectroscopic Instrument (DESI) is currently the most precise experiment, mapping the large-scale distribution of galaxies and quasars. One of its principal cosmological outputs is the measurement of baryon acoustic oscillations (BAO), which provide a standard ruler to probe the expansion history of the Universe. Since the pcGR model predicts a modified Hubble expansion through the parameter  $\beta$ , DESI BAO observations offer a powerful means of constraining the model.

This section presents a detailed description of the DESI BAO data, the structure of the mean vector and covariance matrix, and the statistical method used to extract the best-fit value of the pcGR parameter  $\beta$ .



**Figure 3.** PCGR prediction for the volume-averaged distance  $D_V(z)/r_d$  as a function of redshift for different values of the parameter  $\beta$ . The broad dashed curve corresponds to the best-fit value  $\beta = 1.0426$ .

#### 3.1.1 BAO Observables Measured by DESI

BAO corresponds to the imprint of acoustic waves in the pre-recombination photon–baryon plasma. This imprint establishes a characteristic comoving scale, the sound horizon at the drag epoch  $r_d = 147.33$  Mpc. DESI measures cosmological distances relative to this ruler, typically reported as i)  $\frac{D_M(z)}{r_d}$ , ii)  $\frac{D_H(z)}{r_d}$  and iii)  $\frac{D_V(z)}{r_d}$ .

For the dataset used in this work, DESI provides a total of thirteen correlated measurements:

- one value of  $D_V/r_d$ ,
- six values of  $D_M/r_d$ ,
- six values of  $D_H/r_d$ .

These measurements form a single coherent data set and must be treated together in the likelihood analysis.

#### 3.1.2 DESI Mean Vector

The DESI mean vector collects all thirteen measurements into a single column vector:

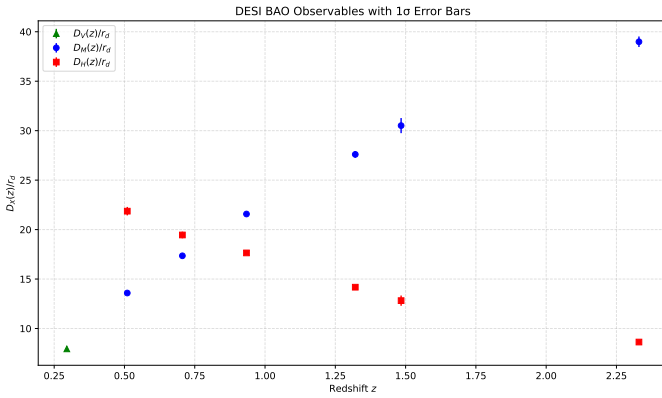
$$\mathbf{y}_{\text{data}} = \begin{pmatrix} (D_V/r_d)(z_1) \\ (D_M/r_d)(z_2) \\ (D_H/r_d)(z_2) \\ \vdots \\ (D_M/r_d)(z_7) \\ (D_H/r_d)(z_7) \end{pmatrix}. \quad (20)$$

The ordering of the components follows the DESI publication and must be preserved when constructing the theoretical model vector. Each entry corresponds to a specific redshift and a specific BAO observable, making this structure essential for a proper likelihood evaluation. From [Abdul-Karim et al. \(2025\)](#), we obtain the DESI mean vector dataset, which are listed in Table 1

From the DESI mean vector dataset, we obtain the plot depicted in Fig. 4, which provides a visual summary of the DESI BAO measurements and their uncertainties, illustrating the relative constraining power of the different distance observables before comparison with theoretical predictions.

Redshift $z$	Quantity	Value
0.295	$D_V(z)/r_d$	7.9417
0.510	$D_M(z)/r_d$	13.5876
0.510	$D_H(z)/r_d$	21.8629
0.706	$D_M(z)/r_d$	17.3507
0.706	$D_H(z)/r_d$	19.4553
0.934	$D_M(z)/r_d$	21.5756
0.934	$D_H(z)/r_d$	17.6415
1.321	$D_M(z)/r_d$	27.6009
1.321	$D_H(z)/r_d$	14.1760
1.484	$D_M(z)/r_d$	30.5119
1.484	$D_H(z)/r_d$	12.8170
2.330	$D_H(z)/r_d$	8.6315
2.330	$D_M(z)/r_d$	38.9890

**Table 1.** DESI DR2 BAO measurements used in this work.



**Figure 4.** DESI BAO observables with  $1\sigma$  error bars, constructed using the provided mean vector and covariance matrix, demonstrating the viability of the pcGR model given current data.

### 3.1.3 DESI Covariance Matrix

Because the BAO measurements at different redshifts are not statistically independent, DESI provides a full  $13 \times 13$  covariance matrix  $C$ . The diagonal elements contain the variances:

$$C_{ii} = \sigma_i^2, \quad (21)$$

while the off-diagonal terms quantify the correlations:

$$C_{ij} \neq 0 \quad (i \neq j). \quad (22)$$

These correlations arise from the fact that different distance measurements at the same redshift are extracted from the same galaxy sample, and that different redshift bins partially overlap in volume. Therefore, a statistically correct comparison with theory requires the use of the full covariance matrix rather than treating the measurements independently. From Abdul-Karim et al. (2025), we obtain the DESI covariance matrix dataset, whose non-zero entries are listed in Table 2.

### 3.1.4 Likelihood and Estimation of $\beta$

To determine the value of  $\beta$  that best matches the DESI data, the standard multivariate Gaussian likelihood is used. The corresponding  $\chi^2$ -statistic is

$(i, j)$	$C_{ij}$
(1, 1)	$5.790 \times 10^{-3}$
(2, 2)	$2.835 \times 10^{-2}$
(2, 1)	$-3.261 \times 10^{-2}$
(3, 2)	$-3.261 \times 10^{-2}$
(3, 3)	$1.839 \times 10^{-1}$
(4, 4)	$3.238 \times 10^{-2}$
(4, 5)	$-2.374 \times 10^{-2}$
(5, 5)	$1.115 \times 10^{-1}$
(6, 6)	$2.617 \times 10^{-2}$
(6, 7)	$-1.129 \times 10^{-2}$
(7, 6)	$-1.129 \times 10^{-2}$
(7, 7)	$4.042 \times 10^{-2}$
(8, 8)	$1.053 \times 10^{-1}$
(8, 9)	$-2.903 \times 10^{-2}$
(9, 8)	$-2.903 \times 10^{-2}$
(9, 9)	$5.042 \times 10^{-2}$
(10, 10)	$5.830 \times 10^{-1}$
(10, 11)	$-1.952 \times 10^{-1}$
(11, 10)	$-1.952 \times 10^{-1}$
(11, 11)	$2.683 \times 10^{-1}$
(12, 12)	$1.021 \times 10^{-2}$
(12, 13)	$-2.314 \times 10^{-2}$
(13, 12)	$-2.314 \times 10^{-2}$
(13, 13)	$2.827 \times 10^{-1}$

**Table 2.** Non-zero elements of the covariance matrix.

$$\chi^2(\beta) = (y_{\text{data}} - y_{\text{model}}(\beta))^T C^{-1} (y_{\text{data}} - y_{\text{model}}(\beta)). \quad (23)$$

This expression accounts simultaneously for all thirteen BAO measurements and for the correlations encoded in the covariance matrix. It determines how well a given value of  $\beta$  reproduces the DESI observations.

The best-fit parameter is obtained by minimizing  $\chi^2(\beta)$ :

$$\beta_{\text{best}} = \arg \min_{\beta} \chi^2(\beta). \quad (24)$$

Because  $\beta$  is a single free parameter, the  $1\sigma$  confidence interval for a single parameter is obtained from

$$\chi^2(\beta) - \chi^2_{\min} = 1. \quad (25)$$

A reduced  $\chi^2$  is also computed:

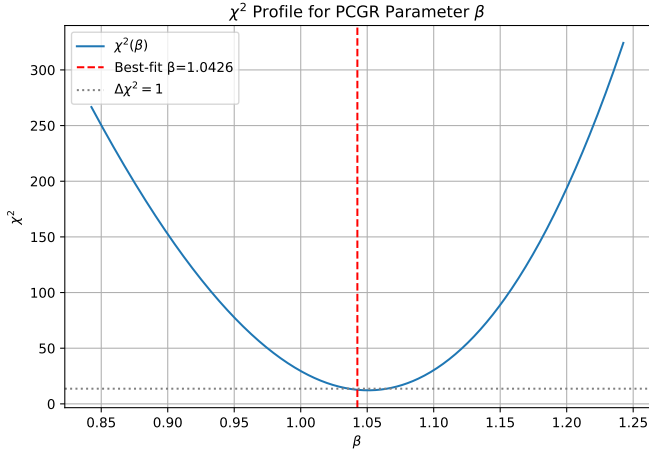
$$\chi^2_{\nu} = \frac{\chi^2}{N_{\text{data}} - N_{\text{parameters}}} = \frac{\chi^2}{13 - 1}, \quad (26)$$

providing a measure of the goodness of fit. Values of  $\chi^2_{\nu} \approx 1$  indicate an excellent fit,  $\chi^2_{\nu} \leq 2$  are acceptable, and higher values signal significant tension between the model and the data.

This statistical procedure allows for a rigorous and unbiased comparison between the pcGR theoretical model and DESI BAO observations, enabling a precise determination of the parameter  $\beta$  and a direct test of the viability of the pcGR cosmology. In order to assess the quality of the fit for  $\beta$ , we examine the dependence of  $\chi^2(\beta)$  on  $\beta$ , as shown in Fig. 5. The smooth, approximately parabolic shape of the  $\chi^2(\beta)$  curve, together with the presence of a single, well-defined minimum, indicates the absence of degeneracies in the fit and demonstrates that the parameter  $\beta$  is tightly and robustly constrained by the DESI BAO data.

From the statistical analysis and the combined fit of the DESI observables, we obtain the best-fit value of the pcGR parameter  $\beta$ . By minimizing the  $\chi^2$  function constructed from the DESI mean



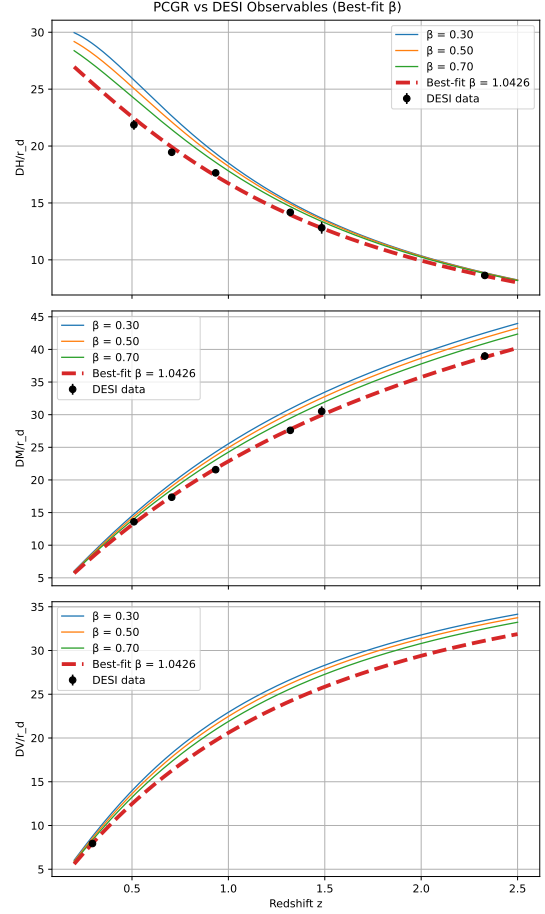


**Figure 5.** The dependence of the  $\chi^2$  function on the pcGR parameter  $\beta$ . The minimum at  $\beta = 1.0426$  identifies the best-fit value from the DESI BAO likelihood analysis.

vector and its covariance matrix, the optimal value is found to be  $\beta = 1.04261$ .

This result represents the value of  $\beta$  that provides the closest agreement between the theoretical predictions of pseudo-complex General Relativity and the current DESI observational data. The plots of the cosmological observables  $D_H(z)/r_d$ ,  $D_M(z)/r_d$ , and  $D_V(z)/r_d$  compare the DESI BAO measurements with their  $1\sigma$  uncertainties to the pcGR predictions for several values of the parameter  $\beta$  (see Figs. 1, 2, and 3). These curves show how sensitively each observable responds to variations in  $\beta$ , allowing a direct visual assessment of the model's behavior across redshift. Figure 6 shows that by computing the  $\chi^2$  function  $\chi^2(\beta)$  using the full DESI covariance matrix, we identify a clear minimum at the best-fit value  $\beta = 1.04261$ . This  $\beta$ -value implies that  $w_\Lambda = -1.0426$ , slightly less than  $-1$ . This places the pcGR effective fluid in the “phantom” domain ( $w < -1$ ) Caldwell et al. (2003), but *critically*, within pcGR this arises from geometry, not an exotic matter field, and without the usual instabilities appearing in a phantom field. It is important to emphasize that the parameter  $\beta$  is not a free phenomenological deformation of the dark-energy equation of state. Instead,  $\beta$  originates purely from the geometric constraint  $g_{\mu\nu}u^\mu u^\nu = C$  that follows from the pseudo-complex structure of the theory. Because the deviation  $\beta - 1$  is tied directly to the relation  $\beta = 1 + \frac{2}{3} \frac{\dot{H}}{H^2}$ , the effective value  $w_\Lambda = -\beta < -1$  does not correspond to a matter field with a negative kinetic term. Consequently, the model avoids the ghost and gradient instabilities that typically plague phantom scalar-field theories, since no additional dynamical degree of freedom is introduced and the modification resides entirely in the geometric sector.

Using the DESI BAO mean vector and covariance matrix, we perform a one-parameter fit of the pseudo-complex cosmological model. The minimization of the  $\chi^2$  function yields a best-fit value for  $\beta_{\text{best}}$ , with a corresponding minimum  $\chi^2_{\text{min}} = 12.633$ ,  $\chi^2_\nu = \frac{\chi^2_{\text{min}}}{\nu} = 1.053$  for  $\nu = 12$  degrees of freedom. Since  $\chi^2_\nu \approx 1$ , the PCGR predictions are statistically consistent with the DESI BAO data and provide an excellent fit. Using the standard  $\Delta\chi^2 = 1$  criterion for one parameter, we obtain the  $1\sigma$  confidence interval  $\beta = 1.0426 \pm 0.0144$  (with the error defined as  $\delta\beta = 0.0144$ ), showing that the deformation parameter  $\beta$  is tightly constrained. The smooth parabolic behavior of  $\chi^2(\beta)$  further confirms the robustness and stability of the fit. In



**Figure 6.** DESI 2024 BAO measurements of  $D_H(z)/r_d$ ,  $D_M(z)/r_d$ , and  $D_V(z)/r_d$  compared with pcGR predictions for several values of  $\beta$ . The broad dashed curve corresponds to the best-fit value  $\beta = 1.04261$  and shows excellent agreement with all DESI observables simultaneously, demonstrating the viability of the model.

Planck Collaboration (2018) a combined analysis of Planck-BAO-SNIa data is presented, with a value of  $w_\Lambda = -1.028 \pm 0.032$ , which is consistent with our estimate.

The  $\chi^2$  value obtained is just above 1, implying an excellent fit. This point represents the theoretical curve that most closely follows the DESI data in all three observables simultaneously. The good agreement between the DESI points and the pcGR predictions at this value provides a strong verification of the model within current observational precision. Overall, the plots demonstrate that pcGR remains consistent with modern BAO constraints while allowing controlled deviations from  $\Lambda$ CDM through the single parameter  $\beta$ .

### 3.2 Consequences

In what follows, we deduce the Hubble acceleration and the acceleration parameter. In Hess et al. (2015) [p. 118, Eq. (4.99)] and in Eq. (15) above, the relation between  $\beta$ , the Hubble constant, and the time derivative of the Hubble constant is given as  $\beta = 1 + \frac{2}{3} \frac{\dot{H}_0}{H_0^2}$ , where the dot refers to the derivative in time. This equation implies that  $\beta \geq 1$ , i.e., the difference to 1 gives information about the time dependence of the Hubble “constant”. Solving (15) for  $\dot{H}$  gives

$$\dot{H}_0 = (\beta - 1) \frac{3}{2} H_0^2. \quad (27)$$

For numerical evaluation, we adopt a present-day Hubble constant  $H_0 = 67.4$  (km/s)/Mpc, consistent with current Planck and DESI analyses. While the numerical value of  $\dot{H}_0$  scales with the assumed  $H_0$ , its order of magnitude is unchanged. Converting to SI units using  $1 \text{ Mpc} = 3.086 \times 10^{19} \text{ km}$ , this corresponds to

$$H_0 = 67.4 \text{ (km/s)/Mpc} = 2.18 \times 10^{-18} \text{ s}^{-1}. \quad (28)$$

Using the best-fit DESI value  $\beta = 1.04261$ , Eq. (27) then yields

$$\dot{H}_0 = 0.04261 \frac{3}{2} H_0^2. \quad (29)$$

Substituting the SI value of  $H_0$  from Eq. (28) into Eq. (29), we obtain

$$\dot{H}_0 \approx (0.9388 \pm 0.317) \times 10^{-17} \text{ (km/s}^2\text{)/Mpc} \quad (30)$$

$$\approx (0.3012 \pm 0.102) \times 10^{-36} \text{ s}^{-2}, \quad (31)$$

where we have determined the error propagation in the Appendix A. One has to keep in mind that when another value for  $H_0$  is used, as in (28), this value changes in scale accordingly.

This can be related to the standard deceleration parameter  $q$  (historically referred to as the deceleration parameter in Adler et al. (1975); Misner et al. (1973)), which is defined as

$$q \equiv -\frac{\ddot{a}a}{\dot{a}^2}. \quad (32)$$

In the present work, we adopt the relation

$$\dot{H}_0 = H_0^2 (1 + q), \quad (33)$$

which corresponds to the convention that  $\dot{H}_0 = 0$  implies  $q = -1$ . Combining this expression with Eq. (27), we obtain

$$q = \frac{3}{2} \left( \beta - \frac{5}{3} \right). \quad (34)$$

With  $\beta = 1.04261$ , we obtain  $q = -0.93609 \pm 0.0216$ . This value is significantly more negative than the  $\Lambda$ CDM prediction of  $q_{\Lambda\text{CDM}} \approx -0.55$  for the same  $\Omega_m$ , indicating that the expansion of the Universe is accelerating more rapidly in the pcGR model. The deceleration parameter  $q$  [Eq. (32)] quantifies the second derivative of the scale factor. A more negative value of  $q$  corresponds to a greater acceleration relative to the Hubble expansion rate.

These obtained values allow us to determine the *redshift drift* or *Sandage-Loeb effect* Lazkoz et al. (2018), calculated in the Appendix B Using the exact Sandage-Loeb relation and the full model-dependent Hubble function  $H(z)$ , we find a redshift drift of  $\Delta\nu \approx -11.1 \text{ cm s}^{-1}$  over 20 years at  $z = 4$  for the best-fit pcGR model. The corresponding  $\Lambda$ CDM prediction is  $\Delta\nu \approx -11.0 \text{ cm s}^{-1}$ , implying a difference of order  $0.1 \text{ cm s}^{-1}$  over the same interval. Scaling linearly with time, this corresponds to  $\sim 5.5 \text{ cm s}^{-1}$  per decade.

## 4 CONCLUSIONS

A basic introduction to the pcGR was given, with the intent to apply it to observations by DESI. The motivation was to deduce from the data the acceleration of the Universe, within the pcGR.

The cosmological predictions of the pseudo-complex General Relativity (pcGR) are compared to observational data from the Dark Energy Spectroscopic Instrument (DESI). The pcGR introduces a natural geometric extension of General Relativity, which modifies the FLRW equations and leads to an effective dynamical description of the dark energy, characterized within pcGR by a parameter  $\beta$ . This parameter governs the evolution of the dark energy density and

relates to the effective equation of state via  $p_\Lambda = -\beta\epsilon_\Lambda = w_\Lambda\epsilon_\Lambda$ . Because the dark energy has within the FLRW model a geometric origin, it represents an alternative way to explain its emergence.

The parameter  $\beta$  was adjusted to the DESI data, resulting in a value of  $1.04261 \pm 0.0144$ . This corresponds to  $w_\Lambda = -1.04261 \pm 0.0144$ , which can be also obtained in a model with a phantom energy present Caldwell et al. (2003), while in pcGR the origin is completely of geometric nature. The obtained  $w_\Lambda$  value was also compared to a combined analysis of Planck-BAO-SNIa Planck Collaboration (2018), which is  $w_\Lambda = -1.028 \pm 0.032$ , which is consistent with our estimate. From there, the Hubble acceleration was deduced, giving a value of  $\dot{H}_0 = (0.9388 \pm 0.317) \times 10^{-17} \text{ (km/s}^2\text{)/Mpc}$ , or  $(0.3012 \pm 0.102) \times 10^{-36} \text{ s}^{-2}$ . From this we to obtain the acceleration parameter  $q = -0.93609 \pm 0.0216$ .

The derived value of  $\dot{H}_0$  corresponds to a spectroscopic redshift drift of  $\Delta\nu \approx -11.1 \text{ cm s}^{-1}$  over 20 years for a source at  $z = 4$ , as obtained from the exact Sandage-Loeb relation. While the absolute redshift-drift signal is within the reach of future high-precision spectroscopic facilities, the small difference between the pcGR and  $\Lambda$ CDM predictions highlights the need for extremely precise measurements of the expansion history to directly constrain  $\dot{H}_0$ .

These results transform  $\dot{H}_0$  from an abstract derivative into a concrete observational target for next-generation facilities such as the ANDES spectrograph on the ELT Alves et al. (2019); Martins & et al. (2016) or the SKA Klockner & et al. (2015). This elevates  $\dot{H}_0$  from a fitted quantity to a concrete, testable prediction for the coming decade.

It is important to emphasize that BAO measurements constrain the pcGR parameter  $\beta$  indirectly through its impact on the integrated expansion history, whereas a measurement of the redshift drift provides a direct and model-dependent probe of the time derivative of the Hubble parameter,  $\dot{H}$ . Calculations show that ANDES could reach a precision of  $\sim 1\%$  on  $\dot{H}_0/H_0^2$  over a decade Liske & et al. (2008).

In summary, we have demonstrated that the pseudo-complex extension of GR provides a consistent cosmological framework that naturally incorporates a dynamic component to dark energy. Constrained by state-of-the-art DESI BAO data, the model yields a best-fit value for  $\beta$ . This prediction distinguishes pcGR from the  $\Lambda$ CDM baseline ( $\dot{H}_0 = 0$ ) and aligns it with phenomenological models favoring a slightly phantom equation of state, while offering a distinct geometric origin. Future precision measurements of the expansion history, particularly those sensitive to temporal changes like redshift drift, will provide a decisive test of this prediction and the pcGR framework.

## ACKNOWLEDGMENTS

L.M. and P.O.H. acknowledge financial support from PAPIIT-DGAPA (IN116824).

## REFERENCES

- Abdul-Karim M., DESI-Collaboratio 2025, Phys. Rev. D, 122, 083515
- Abdul-Karim M., Aguilar J., Ahlen S., et al. 2025, Jour. Cosm. and Astropart. Physics, 04, 012
- Adler R., Bazin M., Shiffer M., 1975, Introduction to General Relativity. Mc Graw Hill
- Alves C. S., Martins C. A. J. P., Charnock T., 2019, MNRAS, 488, 3607
- Andrade U., Paillas E., Mena-Fernández J., et al. 2025, Phys. Rev. D, 122, 1083512

- Bora K., Holanda R. F. L., 2023, *Eur. Phys. J.*, 83, 274
- Caldwell R. R., Kamionkowski M., Weinberg N. N., 2003, *Phys. Rev. Lett.*, 91, 071301
- Copeland E. J., Sami M., Tsujikawa S., 2006, *International Journal of Modern Physics D*, 15, 573
- Hess P. O., 2020, *Prog. in Part. and Nucl. Phys.*, 114, 103809
- Hess P. O., Maghlaoui L., 2010, *Int. J. of Mod. Phys. E*, 19, 1315
- Hess P. O., Schäfer M., Greiner W., 2015, *Pseudo-Complex General Relativity*. FIAS Interdisciplinary Science Series Vol. 7366, Springer, doi:10.1007/978-3-319-25061-8, https://doi.org/10.1007/978-3-319-25061-8
- Hogg D. W., 1999, arXiv preprint, astro-ph/9905116
- Kelly P., Mann R., 1986, *Class. and Quant. Grav.*, 3, 705
- Klockner H.-R., et al. 2015, *Proceedings of Science*, 215, 027
- Lazkoz R., Leanizbarrutia I., Salzano V., 2018, *The European Physical Journal C*, 78
- Liske J., et al. 2008, *MNRAS*, 386, 1192
- Lodha K., R. C., Mathewson W. L., et al. 2025, *Phys. Rev. D*, 122, 1083512
- Maghlaoui L., Hess P. O., 2025, *General Relativity and Gravitation*, 57, 133
- Martins C. J. A. P., et al. 2016, arXiv, pp 1605.08761, 1605.08761
- Misner C. W., Thorne K. S., Wheeler J. A., 1973, *GRAVITATION*. W. H. Freeman and Company
- Planck Collaboration t., 2018, *Astron. Astrophys.*, 641, A6
- Riess A. G., Yuan W., Macri L. M., et al. 2022, *The Astr. Jour. Letters*, 934, L7
- Weber F., Hess P. O., Zen Vasconcellos C. A., 2025, *Physica Scripta*, 100, 095301

## APPENDIX A: DETERMINATION OF THE ERROR PROPAGATION OF $\dot{H}_0$ AND $Q$

Including the error  $\delta\beta = 0.0144$  in  $\beta$ , we have for the time derivative of the Hubble constant

$$\dot{H}_0 + \delta\dot{H}_0 = \frac{3}{2}H_0^2((\beta - 1) + \delta\beta) \quad (1)$$

with

$$\delta\dot{H}_0 = \frac{3}{2}H_0^2\delta\beta = \left[ \frac{3}{2}H_0^2(\beta - 1) \right] \frac{\delta\beta}{(\beta - 1)} \quad (2)$$

The expression in square brackets evaluates to  $0.9388 \times 10^{-17} \text{ (km/s}^2\text{)}/\text{Mpc}$ . Using  $(\beta - 1) = 0.04261$  and  $\delta\beta = 0.0144$ , we arrive at

$$\delta\dot{H}_0 = 0.3173 \times 10^{-17} \text{ (km/s}^2\text{)}/\text{Mpc} \quad (3)$$

For the acceleration parameter the information on its error is directly obtained, noting that  $q + \delta q = \frac{3}{2}((\beta + \delta\beta) - \frac{5}{3})$  and  $\delta\beta = 0.0144$ , which results in

$$\delta q = \frac{3}{2}\delta\beta = 0.0216 \quad (4)$$

## APPENDIX B: CALCULATION OF THE PREDICTED REDSHIFT DRIFT

This appendix details the calculation connecting the cosmological expansion history predicted by the pcGR model to a measurable spectroscopic velocity shift (redshift drift), also known as the Sandage–Loeb effect.

### Theoretical Foundation

The cosmological redshift drift quantifies the change in the observed redshift of a distant source due to the time evolution of the cosmic expansion rate. For a source at redshift  $z$ , observed over a

time interval  $\Delta t_0$  at the present epoch, the exact expression for the spectroscopic velocity shift is given by Lazkoz et al. (2018):

$$\Delta v(z) = c \Delta t_0 \left[ H_0 - \frac{H(z)}{1+z} \right], \quad (5)$$

where  $c$  is the speed of light,  $H_0$  is the present-day Hubble constant, and  $H(z)$  is the Hubble parameter evaluated at the redshift of the source. Equation (5) is exact and does not rely on any low-redshift or Taylor expansion. For sources at high redshift (e.g.  $z \geq 1$ ), this expression must be used directly; approximate first-order expansions around  $z = 0$  are not reliable in this regime.

### Hubble Function in the pcGR Model

In the pseudo-complex General Relativity (pcGR) framework, the Hubble parameter as a function of redshift is given by Eq. (17) of the main text:

$$H^2(z) = H_0^2 \left[ \Omega_m(1+z)^3 + \Omega_r(1+z)^4 + \Omega_\Lambda(1+z)^{3(\beta-1)} \right], \quad (6)$$

where  $\beta$  is the deformation parameter determined from the DESI BAO fit. For  $\beta = 1$ , this expression reduces to the standard  $\Lambda$ CDM form.

### Numerical Inputs

For the numerical evaluation, we adopt a present-day Hubble constant  $H_0 = 67.4 \text{ km s}^{-1} \text{ Mpc}^{-1}$ , the best-fit pcGR deformation parameter  $\beta = 1.0426$ , an observational baseline of  $\Delta t_0 = 20 \text{ yr}$ , and a source redshift  $z = 4$ .

The corresponding time interval in seconds is

$$\Delta t_0 = 20 \times 3.15576 \times 10^7 \text{ s} = 6.311 \times 10^8 \text{ s}.$$

Converting the Hubble constant to SI units gives

$$H_0 = 67.4 \text{ (km/s)}/\text{Mpc} = 2.185 \times 10^{-18} \text{ s}^{-1}.$$

### Numerical Evaluation at $z = 4$

It is convenient to write Eq. (5) in terms of the dimensionless expansion rate  $E(z) \equiv H(z)/H_0$ :

$$\Delta v(z) = c H_0 \Delta t_0 \left[ 1 - \frac{E(z)}{1+z} \right]. \quad (7)$$

Using representative cosmological parameters  $\Omega_m \simeq 0.315$  and  $\Omega_\Lambda \simeq 0.685$  (with the radiation contribution negligible at  $z = 4$ ), the dimensionless expansion rate  $E(z) = H(z)/H_0$  takes the value  $E(4) \simeq 6.33$  in the standard  $\Lambda$ CDM case ( $\beta = 1$ ). For the pcGR model with the best-fit parameter  $\beta = 1.0426$ , the corresponding value is only slightly larger,  $E(4) \simeq 6.34$ , reflecting the small deviation from  $\Lambda$ CDM at this redshift.

The overall prefactor in Eq. (7) evaluates to

$$c H_0 \Delta t_0 = (3 \times 10^8 \text{ m s}^{-1})(2.185 \times 10^{-18} \text{ s}^{-1})(6.311 \times 10^8 \text{ s}) \simeq 0.414 \text{ m s}^{-1}.$$

Substituting these values into Eq. (7), the predicted redshift drift at  $z = 4$  over a 20-year observational baseline is

$$\Delta v_{\Lambda\text{CDM}}(4) \simeq 0.414 \left( 1 - \frac{6.33}{5} \right) \simeq -0.110 \text{ m s}^{-1} = -11.0 \text{ cm s}^{-1}, \quad (8)$$

$$\Delta v_{\text{pcGR}}(4) \simeq 0.414 \left( 1 - \frac{6.34}{5} \right) \simeq -0.111 \text{ m s}^{-1} = -11.1 \text{ cm s}^{-1}. \quad (9)$$

The negative sign indicates a blueshift, which is the expected



signature for sources at high redshift in an accelerating Universe. The difference between pcGR and  $\Lambda$ CDM at  $z = 4$  is of order  $0.1 \text{ cm s}^{-1}$  over a 20-year baseline. This calculation directly connects the pcGR expansion history to a measurable spectroscopic redshift drift at high redshift.

This paper has been typeset from a  $\text{\LaTeX}$  file prepared by the author.