

A Finite-Sample Strong Converse for Binary Hypothesis Testing via (Reverse) Rényi Divergence

Roberto Bruno
University of Salerno
Fisciano (SA), Italy
rbruno@unisa.it

Adrien Vandenbroucq
EPFL
Lausanne, Switzerland
adrien.vandenbroucq@epfl.ch

Amedeo Roberto Esposito
Okinawa Institute of Science and Technology
Onna, Japan
amedeo.esposito@oist.jp

Abstract—This work investigates binary hypothesis testing between $H_0 \sim P_0$ and $H_1 \sim P_1$ in the finite-sample regime under asymmetric error constraints. By employing the “reverse” Rényi divergence, we derive novel non-asymptotic bounds on the Type II error probability which naturally establish a strong converse result. Furthermore, when the Type I error is constrained to decay exponentially with a rate c , we show that the Type II error converges to 1 exponentially fast if c exceeds the Kullback-Leibler divergence $D(P_1\|P_0)$, and vanishes exponentially fast if c is smaller. Finally, we present numerical examples demonstrating that the proposed converse bounds strictly improve upon existing finite-sample results in the literature.

Index Terms—Hypothesis Testing, Finite Samples, Rényi Divergence, Data-Processing Inequality, Strong converse

I. INTRODUCTION

Binary hypothesis testing constitutes a fundamental problem in statistical inference. In the standard setting, an observer collects n independent and identically distributed (i.i.d.) samples from an unknown probability measure P . The objective is to decide between two hypotheses: the null hypothesis (H_0), which posits that $P = P_0$, and the alternative hypothesis (H_1), which posits that $P = P_1$.

Binary hypothesis testing finds widespread application in various domains, ranging from signal processing and communications [1], [2] to cybersecurity [3], [4] and machine learning [5], [6], to name a few.

In binary hypothesis testing, depending on the decision, two types of error may occur: the Type I error (or false alarm) which consists of incorrectly rejecting the null hypothesis H_0 when it is true; and the Type II error (or missed detection), which corresponds to failing to reject H_0 when the alternative hypothesis H_1 holds. Ideally, one aims to minimize both probabilities of error; however, a fundamental trade-off exists between these two quantities, preventing the arbitrary reduction of one error probability without affecting the other, and thus making their independent simultaneous minimization unfeasible in many cases.

To address this, a common approach that corresponds to the classical Neyman-Pearson formulation is to minimize the Type II error probability subject to a constraint on the Type I error probability. In this setting, the Neyman-Pearson lemma [7] identifies the Log-Likelihood Ratio Test as the optimal decision rule, achieving the best trade-off possible among the two errors for any sample size.

In the asymptotic regime, as the number of samples n tends to infinity, the fundamental limit of the trade-off between the two probabilities of error is characterized by the Chernoff-Stein lemma [8]–[10], which establishes that the optimal error exponent for the Type II error is the Kullback-Leibler (KL) divergence, $D(P_0\|P_1)$, when the Type I error is bounded by a constant. This result has been successively refined and extended to the finite blocklength regime by Espinosa *et al.* [11], who showed that this optimal rate holds even when the Type I error is not bounded by a constant but decays sub-exponentially with n . Conversely, when the Type I error is constrained to decay exponentially with a rate c , Blahut [12] and, Han and Kobayashi [13] identified $D(P_1\|P_0)$ as the maximal achievable rate under which the Type II error can asymptotically vanish.

Although these results provide crucial information about the problem structure, the majority only provide asymptotic guarantees. For this reason, recent research has increasingly shifted focus toward the finite samples regime, employing various information-theoretic measures to derive converse and achievability bounds [14]–[17].

Among these measures, the Total Variation (TV) distance and the E_γ divergence provide exact characterizations of the error trade-off. Specifically, for an optimal test the sum of the two errors relates to the TV distance as follows [18]

$$\min_{\phi} \{P_0^n(\phi(\mathbf{X}) = 1) + P_1^n(\phi(\mathbf{X}) = 0)\} = 1 - \text{TV}(P_0^n, P_1^n).$$

A similar characterization of the error can also be established for the E_γ divergence, which represents a natural generalization of the TV distance [19], [20].

However, both TV and E_γ suffer from a critical limitation: they do not tensorize. As a result, the corresponding bounds for product distributions become computationally intractable as the sample size n increases, as shown by Bhattacharyya *et al.* [21], [22].

Thus, it is natural to focus on information measures that tensorize, as they lead to tractable and scalable bounds. Polyanskiy *et al.* [14] derived finite-length bounds on the Type II error probability, with the KL divergence between P_0 and P_1 appearing as the dominant term. Subsequently, building on a similar approach, Lungu and Kontoyiannis [23] further sharpened the results by providing tighter finite-sample

bounds. However, these KL-based bounds (often derived via Fano-type inequalities) yield weak converse results: they can only establish that when the Type I error constraint is too stringent, the Type II error probability cannot vanish (i.e., it is bounded away from 0). A strong converse, on the other hand, strengthens the statement showing that under such conditions the Type II error probability converges to one. Achieving strong converse results generally requires additional techniques, such as the blowing-up lemma [24] or the smoothing-out method [25]. Without these refinements, such bounds fail to capture the sharp phase transition that separates the achievable and impossible regimes.

Along a different line, Bar-Yossef [15] established bounds on the Type II error probability in terms of the Squared Hellinger distance between P_0 and P_1 and the sample size n . Similarly, Pensia *et al.* [16] focused on the Bayesian setting, where the hypotheses are endowed with prior probabilities and the objective is to minimize the average error probability, and provided a rigorous characterization of the sample complexity—the minimum number of observations required to meet specific error constraints—in terms of Hellinger distances as well. However, these Hellinger-based approaches are inherently symmetric and therefore do not capture the asymmetric nature of binary hypothesis testing. Moreover, as with KL-based approaches, the resulting bounds yield only weak converse guarantees.

These limitations motivate the need for alternative information measures capable of characterising strong converse behaviour in finite sample regimes, and capturing the phase transition between the achievable and impossible regimes. In pursuing this goal, our analysis led us to focus on the Rényi divergence [26], which has previously been shown to be closely related to hypothesis testing and strong converse phenomena [27], [28].

A. Contributions

In this work, we fully characterize the phase transition of the Type II error probability in binary hypothesis testing when the Type I error is constrained to decay exponentially. Specifically, in Section IV, assuming that the Type I error probability decays as e^{-nc} , we demonstrate that the Type II error probability converges to 1 exponentially fast if $c > D(P_1 \| P_0)$, and vanishes if $c < D(P_1 \| P_0)$ as the sample size n grows. This result provides a quantitative finite-sample counterpart to the asymptotic one presented in [12], [13].

To establish the phase transition, in Section III, we derive novel non-asymptotic lower bounds on the Type II error using the Rényi divergence of order $\lambda > 1$, alongside an upper bound expressed in terms of the Rényi divergence of order $\lambda \in (0, 1)$. These bounds naturally yield a strong converse result without relying on additional auxiliary refinements. As a result, our approach differs fundamentally from classical strong converse techniques [24], [25], [29], [30].

Furthermore, a key aspect of our approach relies on the use of the “reverse” Rényi divergence, $D_\lambda(P_1 \| P_0)$, rather than the more common “forward” direction from P_0 to P_1 . This also

fundamentally distinguishes our approach from those based on symmetric measures, such as the TV distance and the Hellinger distance.

Finally, in Section V, we conclude by showing through numerical examples that our converse bound strictly improves upon existing finite-sample bounds in the literature in both discrete and continuous settings and under various Type I error regimes.

II. PRELIMINARIES AND NOTATION

Let $\mathbf{X} = (X_1, X_2, \dots, X_n)$ denote a vector of n observed i.i.d. random variables with each $X_i \sim P$ distributed according to a probability measure P on the measurable space $(\mathcal{X}, \mathcal{B})$. In the context of binary hypothesis testing, we assume that the observations are generated according to one of two hypotheses:

- **Null Hypothesis (H_0):** Under this hypothesis, $P = P_0$. Consequently, the joint probability distribution of the random vector \mathbf{X} is given by the product measure P_0^n on the measurable space $(\mathcal{X}^n, \mathcal{B}^n)$.
- **Alternative Hypothesis (H_1):** Under this hypothesis, $P = P_1$. Consequently, the joint probability distribution of the random vector \mathbf{X} is given by the product measure P_1^n on the same measurable space $(\mathcal{X}^n, \mathcal{B}^n)$.

We denote by $p_0(\mathbf{x})$ (resp. $p_1(\mathbf{x})$) the probability density function of \mathbf{X} under H_0 (resp. H_1) which is the Radon-Nikodym derivative of P_0^n (resp. P_1^n) with respect to a dominating measure μ .

The fundamental objective is to design a decision rule, or *test*, that given \mathbf{X} decides which of the two hypotheses is true, i.e., if $\mathbf{X}^n \sim P_0^n$ or $\mathbf{X}^n \sim P_1^n$. More formally, the decision rule can be described as a binary function $\phi : \mathcal{X}^n \rightarrow \{0, 1\}$ such that:

$$\phi(\mathbf{x}) = \begin{cases} 1 & \text{if } \mathbf{x} \in A, \\ 0 & \text{if } \mathbf{x} \in A^c, \end{cases} \quad (1)$$

where $A \subset \mathcal{X}^n$ is the region in which we accept the alternative hypothesis (H_1), and $A^c = \mathcal{X}^n \setminus A$ is the region in which we reject the alternative hypothesis, i.e., we accept the null hypothesis (H_0).

Depending on the decision, two possible types of error may occur:

- **Type I Error (False Alarm):** The probability of incorrectly rejecting H_0 when H_0 is true. This probability is conventionally denoted by α_n :

$$\begin{aligned} \alpha_n &= \mathbb{P}(\text{Decide } H_1 \mid H_0) = P_0^n(\phi(\mathbf{X}) = 1) \\ &= P_0^n(A) = \int_A p_0(\mathbf{x}) d\mu(\mathbf{x}). \end{aligned}$$

- **Type II Error (Missed Detection):** The probability of incorrectly accepting H_0 when H_1 is true. This probability is conventionally denoted by β_n :

$$\begin{aligned} \beta_n &= \mathbb{P}(\text{Decide } H_0 \mid H_1) = P_1^n(\phi(\mathbf{X}) = 0) \\ &= P_1^n(A^c) = \int_{A^c} p_1(\mathbf{x}) d\mu(\mathbf{x}). \end{aligned}$$

In the following, we focus on the asymmetric setting: our objective is to minimize the Type II error probability while ensuring that the Type I error probability remains below a specified threshold $\varepsilon \in (0, 1)$. To this end, let $\beta_n(\varepsilon)$ denote the minimum Type II error probability achievable by any decision rule using n samples, subject to the constraint that the Type I error probability does not exceed $\varepsilon \in (0, 1)$, i.e., $\alpha_n \leq \varepsilon$. More formally:

$$\beta_n(\varepsilon) = \inf_{\phi} \{P_1^n(\phi(\mathbf{X}) = 0) : P_0^n(\phi(\mathbf{X}) = 1) \leq \varepsilon\}. \quad (2)$$

Note that ε can also be chosen to decay as a function of the sample size n .

The Neyman-Pearson lemma [7] states that the optimal solution to (2) is achieved by a Log-Likelihood Ratio Test (LLRT). We recall that a LLRT with threshold $\tau \in \mathbb{R}$ is a decision rule $\phi : \mathcal{X}^n \rightarrow \{0, 1\}$ such that

$$\phi(\mathbf{x}) = \begin{cases} 1 & \text{if } \log \frac{P_1^n(\mathbf{x})}{P_0^n(\mathbf{x})} \geq \tau, \\ 0 & \text{otherwise.} \end{cases} \quad (3)$$

In other words, the test accepts the alternative hypothesis H_1 if the log-likelihood ratio is greater than or equal to the threshold τ , and rejects it otherwise.

Throughout the paper, we use \log to denote the natural logarithm.

A. Rényi Divergence

Let P and Q be two probability measures in the measurable space $(\mathcal{X}, \mathcal{B})$ and let $p(\mathbf{x})$ and $q(\mathbf{x})$ be their densities.

Definition 1: For $\lambda \in (0, \infty) \setminus \{1\}$, the Rényi divergence of order λ of P from Q is defined as follows [26]:

$$D_\lambda(P||Q) = \frac{1}{\lambda-1} \log \int_{\mathcal{X}} p(\mathbf{x})^\lambda q(\mathbf{x})^{1-\lambda} d\mu(\mathbf{x}). \quad (4)$$

When $\lambda \rightarrow 1$, one recovers the KL divergence.

III. ERROR CHARACTERISATION VIA RÉNYI

A. Converse Bounds

In this section, we derive lower bounds on $\beta_n(\varepsilon)$ by employing the Rényi divergence of order $\lambda > 1$. Specifically, in Theorem 1, whose proof is deferred to Appendix A, we present bounds in terms of both the usual “forward” divergence, $D_\lambda(P_0^n||P_1^n)$, and the “reverse” divergence, $D_\lambda(P_1^n||P_0^n)$.

Theorem 1: Let P_1^n and P_0^n be mutually absolutely continuous. For any $\varepsilon \in (0, 1)$ it holds that

$$\beta_n(\varepsilon) \geq \max \left\{ 1 - \inf_{\lambda > 1} (\varepsilon e^{nD_\lambda(P_1||P_0)})^{\frac{\lambda-1}{\lambda}}, \sup_{\lambda > 1} \left((1-\varepsilon)^{\frac{\lambda-1}{\lambda-1}} e^{-nD_\lambda(P_0||P_1)} \right) \right\}. \quad (5)$$

The bound in (5) consists of two distinct lower bounds. The first one, derived from the “reverse” divergence $D_\lambda(P_1^n||P_0^n)$, can be rewritten as

$$\beta_n(\varepsilon) \geq 1 - \inf_{\lambda > 1} (e^{n(D_\lambda(P_1||P_0) - \frac{\log(1/\varepsilon)}{n})})^{\frac{\lambda-1}{\lambda}}.$$

This representation makes explicit the dependence on the Type I error constraint. In particular, if there exists some $\lambda > 1$ such that $\log(1/\varepsilon) > nD_\lambda(P_1||P_0)$, then the exponent of the subtracted term is negative and thereby it vanishes as n increases, yielding $\beta_n(\varepsilon) \rightarrow 1$. Thus, this bound is especially effective in regimes where the Type I error probability decays as a function of n . For this reason, it is instrumental in deriving the strong converse result in Section IV.

In contrast, the second bound, stemming from the “forward” divergence, $D_\lambda(P_0^n||P_1^n)$, ensures a non-trivial bound even in settings where the first one may become loose (i.e., negative). For instance, when ε is fixed and the sample size $n \rightarrow \infty$, the inequality $\log(1/\varepsilon) < nD_\lambda(P_1||P_0)$ holds for any $\lambda > 1$. As a result, in the first bound the subtracted term grows with nm rendering the bound vacuous for large n . In contrast, for a fixed ε , the second bound yields a lower bound on $\beta_n(\varepsilon)$ of the form $e^{-nD_\lambda(P_0||P_1)}$.

Furthermore, since the previous lower bounds are non-asymptotic, they can be used to characterize the finite sample complexity, as shown in the following corollary, whose proof is deferred to Appendix B.

Corollary 1: Let $\lambda > 1$ and $\varepsilon \in (0, 1)$. Then, for any $\delta \in (0, 1)$, a necessary condition to ensure $\beta_n(\varepsilon) \leq \delta$ is that the sample size must satisfy

$$n \geq \max \left\{ \frac{1}{D_\lambda(P_0||P_1)} \left(\log \frac{1}{\delta} - \frac{\lambda}{\lambda-1} \log \frac{1}{1-\varepsilon} \right), \frac{1}{D_\lambda(P_1||P_0)} \left(\log \frac{1}{\varepsilon} - \frac{\lambda}{\lambda-1} \log \frac{1}{1-\delta} \right) \right\}. \quad (6)$$

Corollary 1 provides a necessary condition for the minimum sample size. In other words, given a fixed constraint ε on the Type I error, if we require the Type II error to be no greater than a chosen threshold δ , the number of samples n must be at least as large as the value defined in (6).

Furthermore, for small values of ε and δ , the necessary condition on the sample size simplifies to

$$\Omega \left(\max \left\{ \frac{\log(1/\varepsilon)}{D_\lambda(P_1||P_0)}, \frac{\log(1/\delta)}{D_\lambda(P_0||P_1)} \right\} \right).$$

B. Achievability Bound

In this section, we shift our focus from converse bounds to achievability results. Specifically, we analyze the performance of an arbitrary LLRT with threshold τ . We derive an upper bound on the Type II error probability of such tests expressed in terms of the Rényi divergence of order $\lambda \in (0, 1)$. This result is formalized in the following theorem, whose proof is deferred to Appendix C.

Theorem 2: Let P_1^n be absolutely continuous with respect to P_0^n . Let $\phi : \mathcal{X}^n \rightarrow \{0, 1\}$ be a LLRT with threshold $\tau \in \mathbb{R}$, and let α_ϕ and β_ϕ denote the Type I error and Type II error probabilities of ϕ , respectively. Then, one has

$$\beta_\phi < \inf_{\lambda \in (0, 1)} \frac{e^{(\lambda-1)D_\lambda(P_1^n||P_0^n)} - \alpha_\phi e^{\lambda\tau}}{e^{(\lambda-1)\tau}}. \quad (7)$$

IV. RELATIONSHIP BETWEEN TYPE I AND II ERROR PROBABILITIES

In this section, we investigate the regime where the Type I error is constrained to decay exponentially with a rate $c \in \mathbb{R}^+$, i.e., $\alpha_n \leq e^{-nc}$. We provide a finite-sample characterization of the Type II error probability, recovering the sharp phase transition threshold identified by the divergence $D(P_1 \| P_0)$.

We formalize this result in the following theorem, whose proof is deferred to Appendix D.

Theorem 3: Let $\alpha_n \leq e^{-nc}$ be the constraint on the Type I error probability. Then, the following property holds for the Type II error probability:

$$\lim_{n \rightarrow \infty} \beta_n(e^{-nc}) = \begin{cases} 1 & \text{if } c > D(P_1 \| P_0), \\ 0 & \text{if } c < D(P_1 \| P_0). \end{cases} \quad (8)$$

In particular, for any finite n , if $c > D(P_1 \| P_0)$ it holds

$$\beta_n(e^{-nc}) \geq 1 - \inf_{\lambda > 1} \left(e^{-n(c - D_\lambda(P_1 \| P_0))} \right)^{\frac{\lambda-1}{\lambda}}, \quad (9)$$

whereas, if $c < D(P_1 \| P_0)$ it holds

$$\beta_n(e^{-nc}) < \inf_{\lambda \in (0,1)} e^{-\frac{1-\lambda}{\lambda} n(D_\lambda(P_1 \| P_0) - c)}. \quad (10)$$

We remark that for (9), since $c > D(P_1 \| P_0)$, the non-decreasing property of $\lambda \rightarrow D_\lambda(P_1 \| P_0)$ for $\lambda \in (0, +\infty)$ and the convergence $\lim_{\lambda \rightarrow 1+} D_\lambda(P_1 \| P_0) = D(P_1 \| P_0)$ guarantee the existence of a $\lambda > 1$ such that $c - D_\lambda(P_1 \| P_0) > 0$. Analogously, for (10), since $c < D(P_1 \| P_0)$, $\lim_{\lambda \rightarrow 1-} D_\lambda(P_1 \| P_0) = D(P_1 \| P_0)$ implies that there exists a $\lambda \in (0, 1)$ such that $D_\lambda(P_1 \| P_0) - c > 0$.

Theorem 3 provides a finite-sample counterpart to the asymptotic results of Blahut [12] and Han and Kobayashi [13]. While their analysis revealed that the divergence $D(P_1 \| P_0)$ acts as a sharp phase transition threshold separating feasible and infeasible regimes as $n \rightarrow \infty$, our result explicitly quantifies the rate of convergence for finite n . In particular, we demonstrate that the Type II error converges to 1 exponentially fast when the Type I error decays at a rate larger than $D(P_1 \| P_0)$, and conversely vanishes exponentially fast when the Type I error decays at a rate slower than $D(P_1 \| P_0)$.

Our result also complements the classical Chernoff-Stein Lemma and its recent refinements by addressing a more stringent error regime. The Chernoff-Stein Lemma characterizes the optimal exponential decay rate of one error type under the constraint that the other error is bounded by a constant. Specifically, if we require the Type II error to be bounded by a fixed constant $\delta \in (0, 1)$, the lemma guarantees that the Type I error can decay *asymptotically* with a rate equal to $D(P_1 \| P_0)$. Espinosa *et al.* [11] strengthened this by showing that one can maintain the optimal rate $D(P_1 \| P_0)$ for the Type I error even under a sub-exponential decay for the Type II error. Our result demonstrates that if one is willing to “back off” slightly from the optimal rate—accepting a Type I error rate $c < D(P_1 \| P_0)$ —the Type II error also can be made to decay exponentially fast, rather than sub-exponentially. Furthermore,

given the non-asymptotic nature of our bounds, they enable the estimation of the sample size required to achieve specific error targets, as argued in Corollary 1.

We conclude by observing that Theorem 3 admits an equivalent symmetric formulation obtained by exchanging the roles of the errors. Specifically, if the Type II error probability is required to decay exponentially with rate c , then whenever $c > D(P_0 \| P_1)$ the Type I error converges to 1 exponentially fast, whereas if $c < D(P_0 \| P_1)$ the Type I error can be made to decay exponentially fast.

V. COMPARISONS

Beyond characterizing the phase transition between feasible and infeasible regimes, and providing a strong converse result, our bound also yields significant improvements in the finite-sample regime. In this section, we show that our converse bound in Eq. (5) strictly improves upon existing results, yielding tighter lower bounds on the Type II error probability across a variety of settings. For this purpose, we present several numerical experiments focusing on two classical testing scenarios.

The first scenario considers testing between two Bernoulli distributions, where $P_0 = \text{Bern}(1/2)$ and $P_1 = \text{Bern}(1/2 + \delta)$, with $\delta > 0$. The second considers two Gaussians with $P_0 = \mathcal{N}(\mu, 1)$ and $P_1 = \mathcal{N}(\mu + \delta, 1)$, where the mean $\mu = 2$ and $\delta > 0$.

For both scenarios, we benchmark our converse bound, under various Type I error constraints, against several well-known lower bounds. Three are based on the KL divergence, which includes Fano’s inequality [31], a bound derived from the Berry-Esseen theorem [14, Lemma 58], and one from the smoothing-out method presented in [25, Thm 2.4]. The other lower bound we compare against is based on the Hellinger distance [15, Thm 4.7]. We exclude the bound obtained through the blowing-up lemma since it is strictly dominated by the smoothing-out bound in the regimes considered. In addition, for each setting, we compute the exact Type II error probability $\beta_n(\varepsilon)$ via the Neyman-Pearson Lemma. Figures 1 and 2 illustrate these comparisons under two regimes for the constraint on the Type II error (constant and exponential decay); additional scenarios are considered in Appendix E.

REFERENCES

- [1] S. M. Kay, *Fundamentals of statistical signal processing: estimation theory*. Prentice-Hall, Inc., 1993.
- [2] H. L. Van Trees, *Detection, estimation, and modulation theory, part I: detection, estimation, and linear modulation theory*. John Wiley & Sons, 2004.
- [3] V. Chandola, A. Banerjee, and V. Kumar, “Anomaly detection: A survey,” *ACM computing surveys (CSUR)*, vol. 41, no. 3, pp. 1–58, 2009.
- [4] A. Patcha and J.-M. Park, “An overview of anomaly detection techniques: Existing solutions and latest technological trends,” *Computer networks*, vol. 51, no. 12, pp. 3448–3470, 2007.
- [5] C. M. Bishop, *Pattern Recognition and Machine Learning*. Springer, 2006.
- [6] T. Hastie, R. Tibshirani, and J. Friedman, *The Elements of Statistical Learning: Data Mining, Inference, and Prediction*. Springer Science & Business Media, 2009.

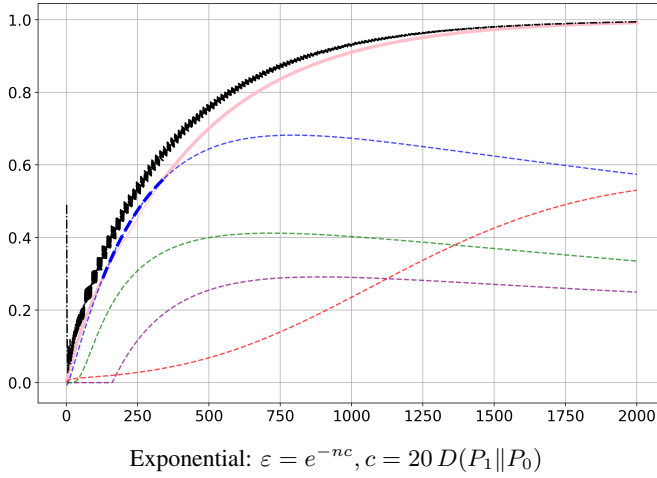
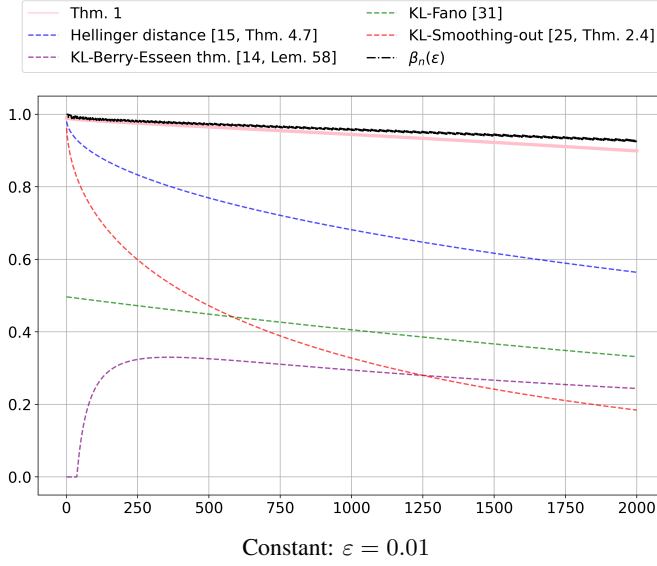


Fig. 1: Bernoulli testing ($P_0 = \text{Bern}(1/2)$ vs $P_1 = \text{Bern}(1/2 + \delta)$, with $\delta = 0.01$) under two Type I error (ε) regimes: constant (top) and exponential (bottom). The x -axis denotes the sample size n , and the y -axis the Type II error.

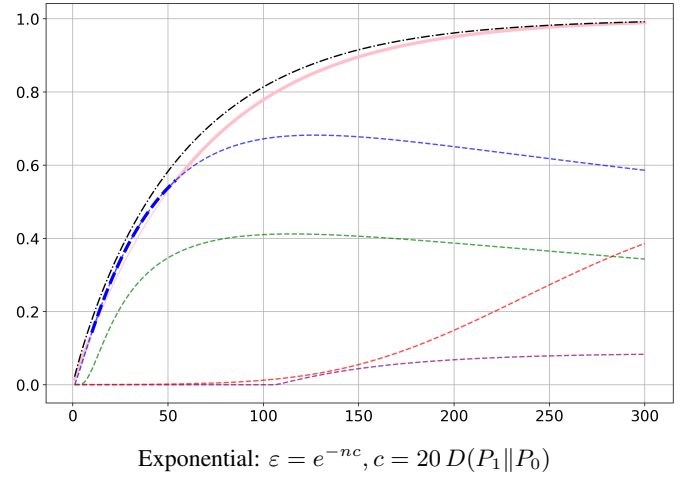
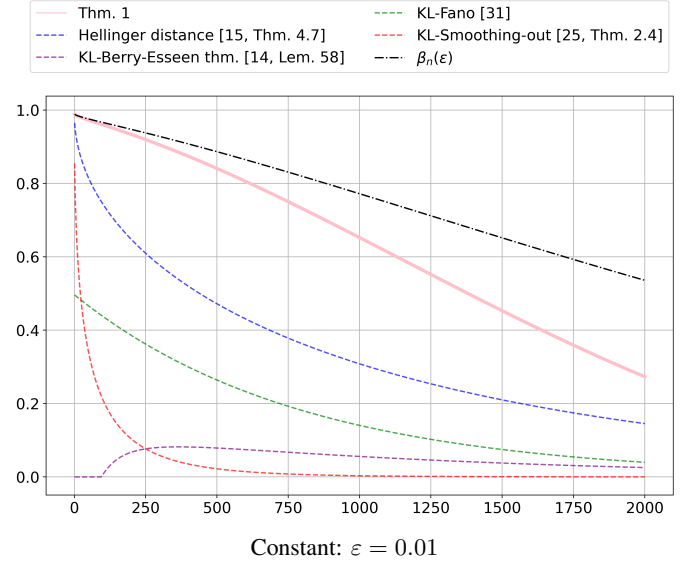


Fig. 2: Gaussian testing ($P_0 = \mathcal{N}(2, 1)$ vs $P_1 = \mathcal{N}(2 + \delta, 1)$, with $\delta = 0.05$) under two Type I error (ε) regimes: constant (top) and exponential (bottom). The x -axis denotes the sample size n , and the y -axis the Type II error.

- [7] J. Neyman and E. S. Pearson, "On the problem of the most efficient tests of statistical hypotheses," *Philosophical Transactions of the Royal Society of London. Series A, Containing Papers of a Mathematical or Physical Character*, vol. 231, no. 694-706, pp. 289–337, 1933.
- [8] H. Chernoff, "Large-sample theory: Parametric case," *The Annals of Mathematical Statistics*, vol. 27, no. 1, pp. 1–22, 1956.
- [9] —, "A measure of asymptotic efficiency for tests of a hypothesis based on the sum of observations," *The Annals of Mathematical Statistics*, pp. 493–507, 1952.
- [10] T. M. Cover, *Elements of information theory*. John Wiley & Sons, 1999.
- [11] S. Espinosa, J. F. Silva, and P. Piantanida, "Finite-length bounds on hypothesis testing subject to vanishing type I error restrictions," *IEEE Signal Processing Letters*, vol. 28, pp. 229–233, 2021.
- [12] R. Blahut, "Hypothesis testing and information theory," *IEEE Transactions on Information Theory*, vol. 20, no. 4, pp. 405–417, 1974.
- [13] T. Han and K. Kobayashi, "The strong converse theorem for hypothesis testing," *IEEE Transactions on Information Theory*, vol. 35, no. 1, pp. 178–180, 1989.
- [14] Y. Polyanskiy, H. V. Poor, and S. Verdú, "Channel coding rate in the finite blocklength regime," *IEEE Transactions on Information Theory*,

- vol. 56, no. 5, pp. 2307–2359, 2010.
- [15] Z. Bar-Yossef, *The complexity of massive data set computations*. PhD Thesis. University of California, Berkeley, 2002.
- [16] A. Pensia, V. Jog, and P.-L. Loh, "The sample complexity of simple binary hypothesis testing," in *The Thirty Seventh Annual Conference on Learning Theory*. PMLR, 2024, pp. 4205–4206.
- [17] V. Lungu and I. Kontoyiannis, "Finite-sample expansions for the optimal error probability in asymmetric binary hypothesis testing," *arXiv preprint arXiv:2404.09605*, 2024.
- [18] E. L. Lehmann and J. P. Romano, *Testing statistical hypotheses*. Springer, 2005.
- [19] S. Asodeh, M. Diaz, and F. P. Calmon, "Contraction of E_γ -divergence and its applications to privacy," *arXiv preprint arXiv:2012.11035*, 2020.
- [20] A. Mullhaupt and C. Peng, "Bounding neyman-pearson region with f -divergences," *arXiv preprint arXiv:2505.08899*, 2025.
- [21] A. Bhattacharyya, S. Gayen, K. S. Meel, D. Myrasiotis, and N. Vinodchandran, "On approximating total variation distance," *arXiv preprint arXiv:2206.07209*, 2022.
- [22] A. Bhattacharyya, S. Gayen, K. S. Meel, D. Myrasiotis, A. Pavan, and N. Vinodchandran, "Total variation distance for product distributions

is $\#P$ -complete,” *Information Processing Letters*, vol. 189, p. 106560, 2025.

- [23] V. Lungu and I. Kontoyiannis, “The optimal finite-sample error probability in asymmetric binary hypothesis testing,” in *2024 IEEE International Symposium on Information Theory (ISIT)*. IEEE, 2024, pp. 831–836.
- [24] R. Ahlswede, P. Gács, and J. Körner, “Bounds on conditional probabilities with applications in multi-user communication,” *Zeitschrift für Wahrscheinlichkeitstheorie und verwandte Gebiete*, vol. 34, no. 2, pp. 157–177, 1976.
- [25] J. Liu, R. Van Handel, and S. Verdú, “Second-order converses via reverse hypercontractivity,” *Mathematical Statistics and Learning*, vol. 2, no. 2, pp. 103–163, 2020.
- [26] T. van Erven and P. Harremoës, “Rényi divergence and Kullback-Leibler divergence,” *IEEE Transactions on Information Theory*, vol. 60, no. 7, pp. 3797–3820, 2014.
- [27] M. Mosonyi and T. Ogawa, “Quantum hypothesis testing and the operational interpretation of the quantum Rényi relative entropies,” *Communications in Mathematical Physics*, vol. 334, no. 3, pp. 1617–1648, 2015.
- [28] Y. Polyanskiy and S. Verdú, “Arimoto channel coding converse and rényi divergence,” in *2010 48th Annual Allerton Conference on Communication, Control, and Computing (Allerton)*. IEEE, 2010, pp. 1327–1333.
- [29] H. Tyagi and S. Watanabe, “Strong converse using change of measure arguments,” *IEEE Transactions on Information Theory*, vol. 66, no. 2, pp. 689–703, 2019.
- [30] Y. Oohama, “Exponential strong converse for source coding with side information at the decoder,” *Entropy*, vol. 20, no. 5, p. 352, 2018.
- [31] R. M. Fano and D. Hawkins, “Transmission of information: A statistical theory of communications,” *American Journal of Physics*, vol. 29, no. 11, pp. 793–794, 1961.

APPENDIX A
PROOF OF THEOREM 1

We remark that the lower bound can be established via both the variational representation of the Rényi divergence and the Data Processing Inequality (DPI). In the analysis that follows, we present the proof utilizing the DPI.

Let $\text{Bern}(p)$ denote the Bernoulli distribution with parameter p , and let A be the acceptance region of an optimal decision rule that achieves the minimum Type II error in (2). By applying the DPI on $D_\lambda(P_1^n \| P_0^n)$ with $\lambda > 1$, one gets

$$D_\lambda(P_1^n \| P_0^n) \geq D_\lambda(\text{Bern}(P_1^n(A)) \| \text{Bern}(P_0^n(A))). \quad (11)$$

From (11) by multiplying both sides by $\lambda - 1$ and exponentiating, we obtain

$$\begin{aligned} e^{(\lambda-1)D_\lambda(P_1^n \| P_0^n)} &\geq P_1^n(A)^\lambda P_0^n(A)^{1-\lambda} + P_1^n(A^c)^\lambda P_0^n(A^c)^{1-\lambda} \\ &= (1 - \beta_n(\varepsilon))^\lambda \alpha_n^{1-\lambda} + \beta_n(\varepsilon)^\lambda (1 - \alpha_n)^{1-\lambda} \\ &= (1 - \beta_n(\varepsilon))^\lambda \left(\frac{1}{\alpha_n}\right)^{\lambda-1} + \beta_n(\varepsilon)^\lambda \left(\frac{1}{1 - \alpha_n}\right)^{\lambda-1} \\ &\geq (1 - \beta_n(\varepsilon))^\lambda \left(\frac{1}{\alpha_n}\right)^{\lambda-1}. \end{aligned} \quad (12)$$

From (12), expressing in terms of $\beta_n(\varepsilon)$, it follows that

$$\beta_n(\varepsilon) \geq 1 - \left(\alpha_n e^{D_\lambda(P_1^n \| P_0^n)}\right)^{\frac{\lambda-1}{\lambda}}. \quad (13)$$

From (13), since $\alpha_n \leq \varepsilon$ and the function $x \rightarrow x^{\frac{\lambda-1}{\lambda}}$ is increasing for $\lambda > 1$, we get

$$\beta_n(\varepsilon) \geq 1 - \left(\varepsilon e^{D_\lambda(P_1^n \| P_0^n)}\right)^{\frac{\lambda-1}{\lambda}}. \quad (14)$$

Since (14) holds for any $\lambda > 1$, we obtain (5).

Similarly, by starting from $D_\lambda(P_0^n \| P_1^n)$ rather than $D_\lambda(P_1^n \| P_0^n)$, we obtain

$$\beta_n(\varepsilon) \geq \sup_{\lambda > 1} \left((1 - \varepsilon)^{\frac{\lambda}{\lambda-1}} e^{-D_\lambda(P_0^n \| P_1^n)} \right).$$

Finally, by exploiting the tensorization property of the Rényi divergence for i.i.d. observations, we get the following lower bound on $\beta_n(\varepsilon)$

$$\beta_n(\varepsilon) \geq \max \left\{ 1 - \inf_{\lambda > 1} (\varepsilon e^{nD_\lambda(P_1 \| P_0)})^{\frac{\lambda-1}{\lambda}}, \sup_{\lambda > 1} \left((1 - \varepsilon)^{\frac{\lambda}{\lambda-1}} e^{-nD_\lambda(P_0 \| P_1)} \right) \right\},$$

concluding the proof.

APPENDIX B
PROOF OF COROLLARY 1

From (5) we have the following lower bound on $\beta_n(\varepsilon)$:

$$\beta_n(\varepsilon) \geq \max \left\{ 1 - \inf_{\lambda > 1} (\varepsilon e^{nD_\lambda(P_1 \| P_0)})^{\frac{\lambda-1}{\lambda}}, \sup_{\lambda > 1} \left((1 - \varepsilon)^{\frac{\lambda}{\lambda-1}} e^{-nD_\lambda(P_0 \| P_1)} \right) \right\}. \quad (15)$$

From (15), for a fixed $\lambda > 1$, one can see that if the number of samples

$$n < \frac{\log(1/\varepsilon)}{D_\lambda(P_1 \| P_0)},$$

the Type II error probability is bounded away from 0. More specifically, consider a sample size $n = \frac{\log(1/\varepsilon) - \log(\Delta^{\frac{\lambda}{\lambda-1}})}{D_\lambda(P_1 \| P_0)}$, for some $\Delta > 1$. From (15) one gets the lower bound

$$\beta_n(\varepsilon) \geq 1 - \frac{1}{\Delta}.$$

Consequently, a necessary condition for the Type II error probability to vanish is that the sample size scales as $\Omega\left(\frac{\log(1/\varepsilon)}{D_\lambda(P_1 \| P_0)}\right)$.

Furthermore, if we demand for a test that achieves a Type II error probability below a target threshold δ (i.e., $\beta_n(\varepsilon) \leq \delta$), we can invert the bound in (15) for a fixed λ . This yields the following necessary condition on the sample size:

$$n \geq \max \left\{ \frac{1}{D_\lambda(P_0 \| P_1)} \left(\log \frac{1}{\delta} - \frac{\lambda}{\lambda-1} \log \frac{1}{1-\varepsilon} \right), \frac{1}{D_\lambda(P_1 \| P_0)} \left(\log \frac{1}{\varepsilon} - \frac{\lambda}{\lambda-1} \log \frac{1}{1-\delta} \right) \right\}.$$

APPENDIX C
PROOF OF THEOREM 2

Let A be the region of \mathcal{X}^n in which the test ϕ accepts the alternative hypothesis, i.e., $\log \frac{p_1(\mathbf{x})}{p_0(\mathbf{x})} \geq \tau$ for all $\mathbf{x} \in A$, where $p_1(\mathbf{x})$ and $p_0(\mathbf{x})$ are the probability density functions of P_1^n and P_0^n with respect to a dominating measure μ .

For an arbitrary $\lambda \in (0, 1)$ the following holds:

$$\begin{aligned}
& e^{(\lambda-1)D_\lambda(P_1^n \| P_0^n)} \\
&= \int_{\mathbf{x} \in \mathcal{X}^n} \left(\frac{p_1(\mathbf{x})}{p_0(\mathbf{x})} \right)^\lambda p_0(\mathbf{x}) d\mu(\mathbf{x}) \\
&= \int_{\mathbf{x} \in A} \left(\frac{p_1(\mathbf{x})}{p_0(\mathbf{x})} \right)^\lambda p_0(\mathbf{x}) d\mu(\mathbf{x}) + \int_{\mathbf{x} \in A^c} \left(\frac{p_1(\mathbf{x})}{p_0(\mathbf{x})} \right)^\lambda p_0(\mathbf{x}) d\mu(\mathbf{x}) \\
&\geq \int_{\mathbf{x} \in A} e^{\lambda\tau} p_0(\mathbf{x}) d\mu(\mathbf{x}) + \int_{\mathbf{x} \in A^c} \left(\frac{p_1(\mathbf{x})}{p_0(\mathbf{x})} \right)^\lambda p_0(\mathbf{x}) d\mu(\mathbf{x}) \\
&\quad (\text{since } p_1(\mathbf{x})/p_0(\mathbf{x}) \geq e^\tau \text{ for all } \mathbf{x} \in A) \\
&= e^{\lambda\tau} P_0^n(A) + \int_{\mathbf{x} \in A^c} \left(\frac{p_1(\mathbf{x})}{p_0(\mathbf{x})} \right)^{\lambda-1} \left(\frac{p_1(\mathbf{x})}{p_0(\mathbf{x})} \right) p_0(\mathbf{x}) d\mu(\mathbf{x}) \\
&= e^{\lambda\tau} P_0^n(A) + \int_{\mathbf{x} \in A^c} \left(\frac{p_0(\mathbf{x})}{p_1(\mathbf{x})} \right)^{1-\lambda} p_1(\mathbf{x}) d\mu(\mathbf{x}) \\
&> e^{\lambda\tau} P_0^n(A) + \int_{\mathbf{x} \in A^c} e^{-(1-\lambda)\tau} p_1(\mathbf{x}) d\mu(\mathbf{x}) \\
&\quad (\text{since } p_0(\mathbf{x})/p_1(\mathbf{x}) > e^{-\tau} \text{ for all } \mathbf{x} \in A^c) \\
&= e^{\lambda\tau} P_0^n(A) + e^{-(1-\lambda)\tau} P_1^n(A^c) \\
&= e^{\lambda\tau} \alpha_\phi + e^{(\lambda-1)\tau} \beta_\phi.
\end{aligned} \tag{16}$$

Finally, optimizing (16) with respect to λ yields (7), thereby concluding the proof.

APPENDIX D
PROOF OF THEOREM 3

To prove the theorem, we first establish two auxiliary lemmas that relate the constant c to the Rényi divergence D_λ .

Lemma 1: Let c be a constant such that $c > D_\lambda(P_1 \| P_0)$ for some $\lambda > 1$. If a test satisfies the Type I error constraint, that is, $\alpha_n \leq e^{-nc}$, then its Type II error probability β_n converges to 1, i.e.,

$$\lim_{n \rightarrow \infty} \beta_n = 1. \tag{17}$$

Proof: Consider an arbitrary test that satisfies the Type I error constraint $\alpha_n \leq e^{-nc}$. Let $\delta > 0$ be the strictly positive gap such that $c = D_\lambda(P_1 \| P_0) + \delta$ for some $\lambda > 1$.

From Theorem 1, we can bound its Type II error probability β_n as follows:

$$\begin{aligned}
\beta_n &\geq 1 - \left(e^{-nc} e^{nD_\lambda(P_1 \| P_0)} \right)^{\frac{\lambda-1}{\lambda}} \\
&= 1 - \left(e^{-n(c-D_\lambda(P_1 \| P_0))} \right)^{\frac{\lambda-1}{\lambda}} \\
&= 1 - \left(e^{-n(D_\lambda(P_1 \| P_0) + \delta - D_\lambda(P_1 \| P_0))} \right)^{\frac{\lambda-1}{\lambda}} \\
&= 1 - \left(e^{-n\delta} \right)^{\frac{\lambda-1}{\lambda}} = 1 - \left(e^{-n(c-D_\lambda(P_1 \| P_0))} \right)^{\frac{\lambda-1}{\lambda}}.
\end{aligned} \tag{18}$$

From (18) since $\delta > 0$ and $\lambda > 1$, the subtracted term $(e^{-n\delta})^{\frac{\lambda-1}{\lambda}}$ vanishes as $n \rightarrow \infty$. This implies that $\lim_{n \rightarrow \infty} \beta_n = 1$. Since this holds for any test satisfying the constraint, the proof is complete. ■

Lemma 2: Let c be a constant such that $c < D_\lambda(P_1 \| P_0)$ for some $\lambda \in (0, 1)$. There exists a test that satisfies the Type I error constraint $\alpha_n \leq e^{-nc}$, and whose Type II error probability β_n vanishes, i.e.,

$$\lim_{n \rightarrow \infty} \beta_n = 0. \tag{19}$$

Proof: Let $\delta > 0$ be the negative gap such that $c = D_\lambda(P_1\|P_0) - \delta$ for some $\lambda \in (0, 1)$. We need to show that there exists a test that satisfies the constraint on the Type I error while ensuring that the Type II error vanishes as n increases. For such a purpose, consider a LLRT ϕ with a threshold τ defined as follows

$$\tau = nD_\lambda(P_1\|P_0) - n\frac{\delta}{\lambda}. \quad (20)$$

First of all, we have to verify that ϕ satisfies the Type I error constraint, i.e., its Type I error $\alpha_n \leq e^{-nc}$. Markov's inequality yields

$$\begin{aligned} \alpha_n &= P_0^n \left(\log \frac{p_1(\mathbf{x})}{p_0(\mathbf{x})} \geq \tau \right) \\ &\leq \frac{\mathbb{E} \left[\left(\frac{p_1(\mathbf{x})}{p_0(\mathbf{x})} \right)^\lambda \right]}{e^{\lambda\tau}} \\ &= e^{(\lambda-1)nD_\lambda(P_1\|P_0) - \lambda\tau} \\ &= e^{(\lambda-1)nD_\lambda(P_1\|P_0) - \lambda nD_\lambda(P_1\|P_0) + n\delta} \\ &= e^{-n(D_\lambda(P_1\|P_0) - \delta)} = e^{-nc}. \end{aligned}$$

Thus, $\alpha_n \leq e^{-nc}$, satisfying the constraint.

It remains to prove that the Type II error probability decays as n increases. Specifically, we show that it decays exponentially as a function of n . From Theorem 2 the Type II error β_n of ϕ satisfies

$$\begin{aligned} \beta_n &< \frac{e^{(\lambda-1)nD_\lambda(P_1\|P_0)} - \alpha_n e^{\lambda\tau}}{e^{(\lambda-1)\tau}} \\ &< \frac{e^{(\lambda-1)nD_\lambda(P_1\|P_0)}}{e^{(\lambda-1)\tau}} \\ &= e^{(\lambda-1)nD_\lambda(P_1\|P_0) - (\lambda-1)\tau} \\ &= e^{(\lambda-1)nD_\lambda(P_1\|P_0) - (\lambda-1)nD_\lambda(P_1\|P_0) + (\lambda-1)\frac{n\delta}{\lambda}} \\ &= e^{\frac{\lambda-1}{\lambda}n\delta} = e^{\frac{1-\lambda}{\lambda}(-n\delta)} = e^{\frac{1-\lambda}{\lambda}(-n(D_\lambda(P_1\|P_0) - c))}. \end{aligned} \quad (21)$$

Finally, since $\lambda \in (0, 1)$ and $\delta > 0$, the right-hand side of (21) vanishes as $n \rightarrow \infty$. Specifically, it vanishes exponentially fast with a rate that depends on the gap $\delta = D_\lambda(P_1\|P_0) - c$, implying $\lim_{n \rightarrow \infty} \beta_n = 0$. Thus, this concludes the proof. ■

Armed with the two previous lemmas, we now proceed to provide the proof of Theorem 3, characterizing the threshold that separates the impossible regime from the achievable one.

Proof of Theorem 3: The proof relies on the property that $\lim_{\lambda \rightarrow 1} D_\lambda(P_1\|P_0) = D(P_1\|P_0)$. We need to consider two cases.

Case $c > D(P_1\|P_0)$: Since $D_\lambda(P_1\|P_0)$ approaches $D(P_1\|P_0)$ as $\lambda \rightarrow 1^+$, for any fixed constant $c > D(P_1\|P_0)$, there exists a $\lambda > 1$ sufficiently close to 1 such that

$$c > D_\lambda(P_1\|P_0) > D(P_1\|P_0).$$

Thus, since for this choice of $\lambda > 1$, the constant c satisfies the condition of Lemma 1, it follows that for any test satisfying the Type I error constraint $\alpha_n \leq e^{-nc}$, the Type II error probability β_n converges to 1, i.e., $\lim_{n \rightarrow \infty} \beta_n = 1$.

Case $c < D(P_1\|P_0)$: Similarly, since $D_\lambda(P_1\|P_0)$ converges to $D(P_1\|P_0)$ as $\lambda \rightarrow 1^-$, for any fixed constant $c < D(P_1\|P_0)$, there exists a $\lambda \in (0, 1)$ sufficiently close to 1 such that

$$c < D_\lambda(P_1\|P_0) < D(P_1\|P_0).$$

For this choice of $\lambda \in (0, 1)$, the constant c satisfies the condition of Lemma 2. Consequently, there exists a test satisfying the Type I error constraint $\alpha_n \leq e^{-nc}$ while ensuring that the Type II error probability β_n vanishes, i.e., $\lim_{n \rightarrow \infty} \beta_n = 0$.

Combining these two cases, we deduce that $c = D(P_1\|P_0)$ represents the critical threshold for the phase transition. Furthermore, from (18) and (21), by optimizing on λ , we obtain (9) and (10), completing the proof. ■

APPENDIX E ADDITIONAL COMPARISONS

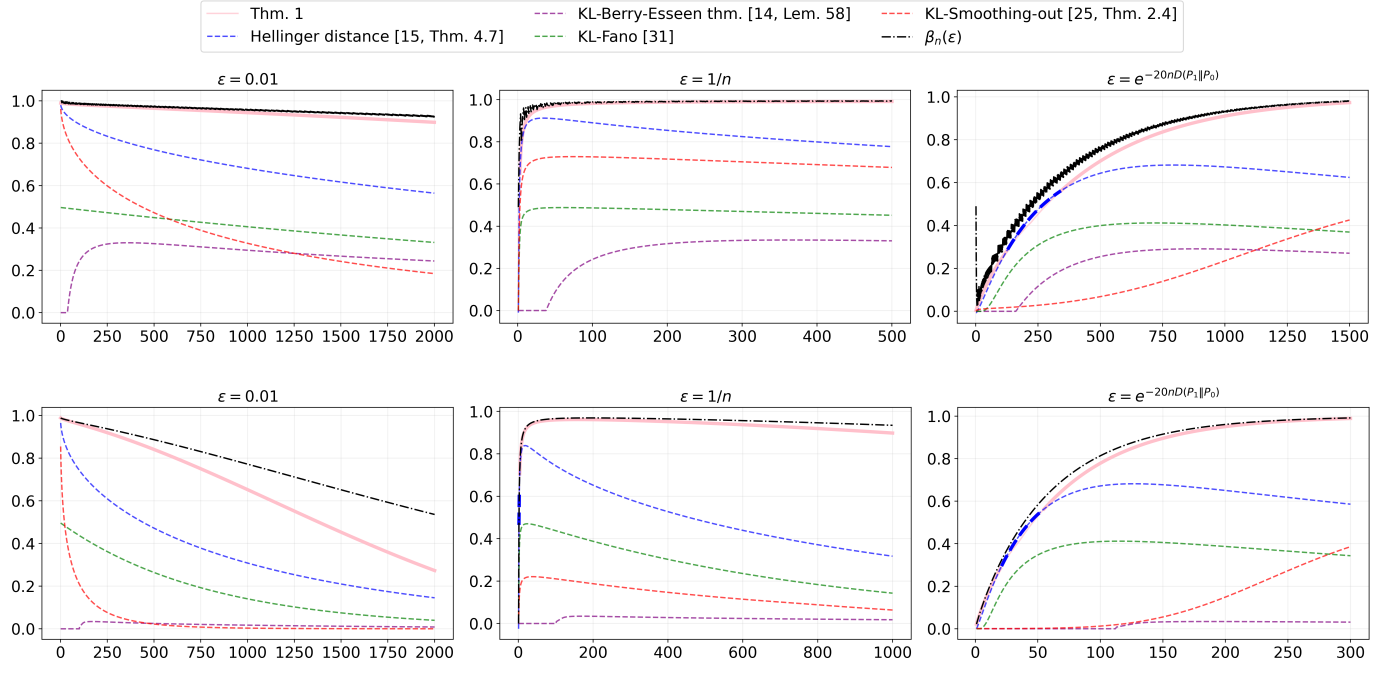


Fig. 3: **(Top row)** Bernoulli testing ($P_0 = \text{Bern}(1/2)$ vs $P_1 = \text{Bern}(1/2 + \delta)$, with $\delta = 0.01$) under three Type I error (ε) regimes: constant (left), linear (middle), and exponential (right). **(Bottom row)** Gaussian testing ($P_0 = \mathcal{N}(2, 1)$ vs $P_1 = \mathcal{N}(2 + \delta, 1)$, with $\delta = 0.05$) under three Type I error (ε) regimes: constant (left), linear (middle), and exponential (right). The x -axis denotes the sample size n , and the y -axis the Type II error.

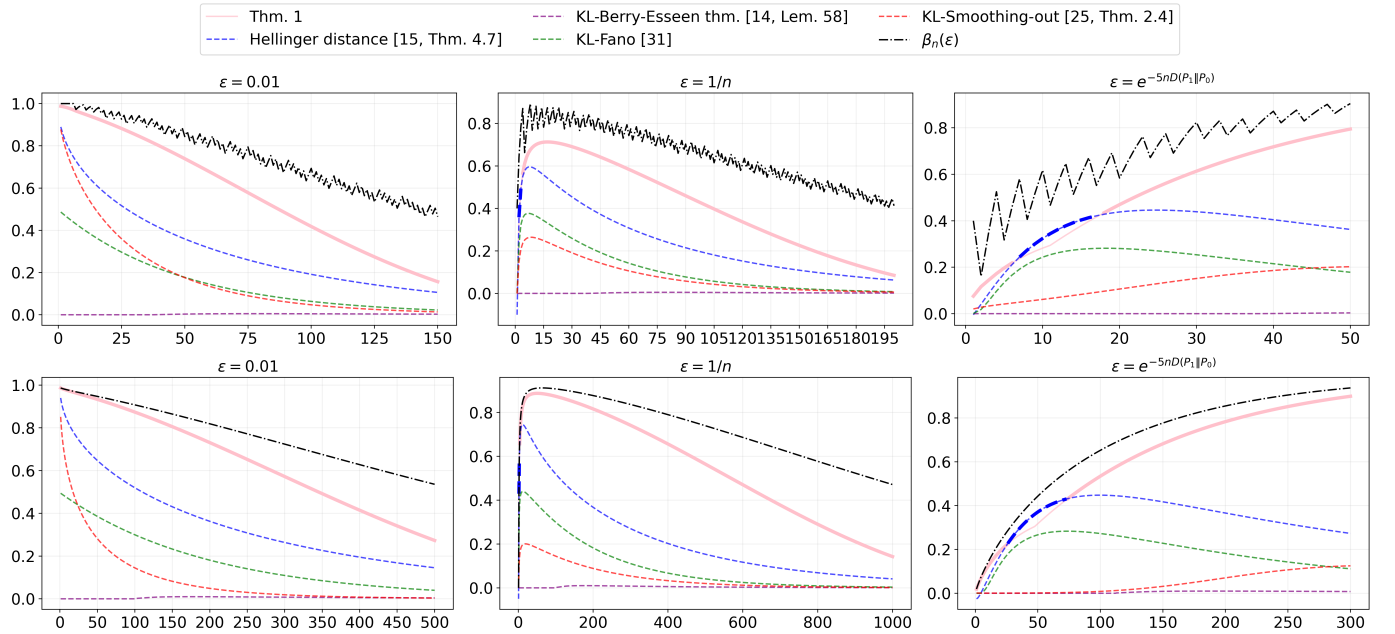


Fig. 4: **(Top row)** Bernoulli testing ($P_0 = \text{Bern}(1/2)$ vs $P_1 = \text{Bern}(1/2 + \delta)$, with $\delta = 0.1$) under three Type I error (ε) regimes: constant (left), linear (middle), and exponential (right). **(Bottom row)** Gaussian testing ($P_0 = \mathcal{N}(2, 1)$ vs $P_1 = \mathcal{N}(2 + \delta, 1)$, with $\delta = 0.1$) under three Type I error (ε) regimes: constant (left), linear (middle), and exponential (right). The x -axis denotes the sample size n , and the y -axis the Type II error.

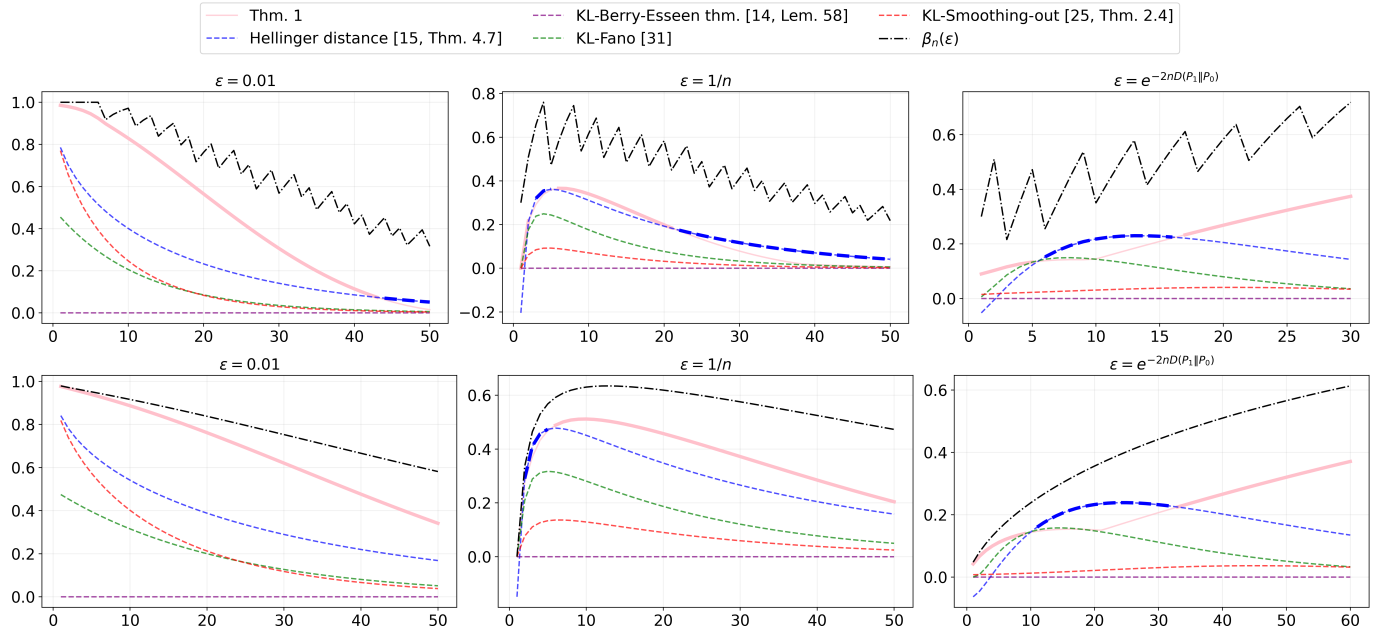


Fig. 5: **(Top row)** Bernoulli testing ($P_0 = \text{Bern}(1/2)$ vs $P_1 = \text{Bern}(1/2 + \delta)$, with $\delta = 0.2$) under three Type I error (ϵ) regimes: constant (left), linear (middle), and exponential (right). **(Bottom row)** Gaussian testing ($P_0 = \mathcal{N}(2, 1)$ vs $P_1 = \mathcal{N}(2 + \delta, 1)$, with $\delta = 0.3$) under three Type I error (ϵ) regimes: constant (left), linear (middle), and exponential (right). The x -axis denotes the sample size n , and the y -axis the Type II error.