

# TEMPO: A Realistic Multi-Domain Benchmark for Temporal Reasoning-Intensive Retrieval

Abdelrahman Abdallah<sup>1</sup>, Mohammed Ali<sup>1</sup>, Muhammad Abdul-Mageed<sup>2</sup>, Adam Jatowt<sup>1</sup>

<sup>1</sup>University of Innsbruck

<sup>2</sup>University of British Columbia

{abdelrahman.abdallah,mohammed.ali,adam.jatowt}@uibk.ac.at

muhammad.mageed@ubc.ca

## Abstract

Existing temporal QA benchmarks focus on simple fact-seeking queries from news corpora, while reasoning-intensive retrieval benchmarks lack temporal grounding. However, real-world information needs often require reasoning about temporal evolution and synthesizing evidence across time periods. We introduce **TEMPO**, the first benchmark combining temporal reasoning with reasoning-intensive retrieval across 13 domains. TEMPO features: (1) 1,730 complex queries requiring deep temporal reasoning such as tracking changes, identifying trends, or comparing cross-period evidence; (2) step-wise retrieval planning with 3,976 decomposed steps and gold documents mapped to each step for multi-hop evaluation; and (3) novel temporal metrics including Temporal Coverage@k and Temporal Precision@k measuring whether results span required time periods. Evaluation of 12 retrieval systems reveals substantial challenges: the best model (DiVeR) achieves only 32.0 NDCG@10 and 71.4% Temporal Coverage@10, demonstrating difficulty in retrieving temporally complete evidence. We believe TEMPO provides a challenging benchmark for improving temporal reasoning in retrieval and RAG systems<sup>1</sup>.

## 1 Introduction

Information retrieval is a fundamental technology that assists users in locating relevant information from extensive corpora (Ali et al., 2025; Thakur et al., 2021; Abdallah et al., 2025a,b; Nguyen et al., 2016). In real-world applications, many information needs inherently involve temporal dimensions, including understanding how phenomena evolve over time, comparing historical baselines with current states, or tracking changes across multiple time periods (Campos et al., 2014; Joho et al., 2014).

<sup>1</sup>Our code and data are available at <https://github.com/tempo-bench/Tempo>. See also our official website: <https://tempo-bench.github.io/>.

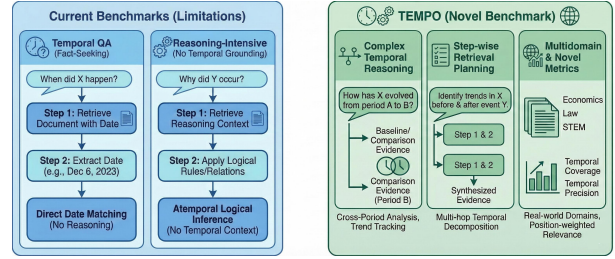


Figure 1: **TEMPO combines temporal reasoning with reasoning-intensive retrieval.** TEMPO introduces complex temporal reasoning with cross-period analysis, step-wise retrieval planning, and specialized temporal metrics.

For instance, a cryptocurrency developer might ask "How have block reorganizations changed since 2017?", a legal researcher might need to understand "How has privacy law evolved after GDPR?", or an economist might investigate "What were the trends in quantitative easing before and after the 2008 financial crisis?". In these scenarios, the temporal aspects are not merely supplementary; they carry essential information that fundamentally changes what constitutes a relevant document.

Despite the prevalence of such complex temporal information needs, existing benchmarks remain inadequate. Temporal QA benchmarks (Chen et al., 2025; Wei et al., 2025; Mandal et al., 2025) largely emphasize fact-seeking questions where identifying a date or timestamp is sufficient, whereas reasoning-intensive retrieval benchmarks such as BRIGHT (Su et al., 2024) and RAR-b (Xiao et al., 2024) do not explicitly model or evaluate *temporal grounding*—i.e., whether retrieved evidence is aligned with the required time periods and supports cross-period comparison (Figure 1). This leaves a critical gap: how do retrieval systems perform on queries that are *simultaneously* reasoning-intensive and temporally grounded, requiring retrieval of topically relevant evidence *and* temporally appropriate

Benchmark	#Q	#D	Src.	Temp.	Reason.	Expert	Step	Cross
<i>Reasoning-Intensive Retrieval Benchmarks</i>								
BRIGHT	1,384	12	Mixed	✗	✓	✓	✗	✗
RAR-b	45,745	17	Mixed	✗	✓	✓	✗	✗
<i>Temporal IR Benchmarks</i>								
NTCIR Temporalia	100	Open	News/Blogs	✓	✗	✗	✗	✗
<i>Temporal QA Benchmarks</i>								
TempQuestions	1,271	Open	Freebase	✓	✗	✗	✓	✗
ChronoQA	5,176	Open	News (CN)	✓	✗	✗	✗	✗
TIME	38,522	3	Wiki/News/D	✓	✗	✗	✗	✗
HistoryBankQA	535K	10	Wikipedia	✓	✗	✗	✗	✗
ComplexTempQA	100M+	Open	Wikipedia	✓	✗	✗	✓	✗
TEMPO (Ours)	1,730	13	Stack Exch.	✓	✓	✓	✓	✓

Table 1: Comparison of TEMPO with existing temporal reasoning and retrieval benchmarks. TEMPO combines temporal reasoning, complex retrieval, and step-wise evaluation in different domains. **Column legend:** Src.=Source Data; Temp.=Temporal Reasoning; Reason.=Reasoning-Intensive; Expert=Technical/Expert; Step=Multi-Hop/Step-Wise; IR=Retrieval Task; Cross=Cross-Period Analysis.

coverage across periods?

In this work, we address this gap by introducing **TEMPO**, a benchmark for *reasoning-intensive retrieval with explicit temporal requirements* across 13 domains. Prior temporal QA benchmarks primarily evaluate answer generation and often reduce to locating a date, while existing reasoning-intensive retrieval benchmarks (e.g., BRIGHT, RAR-b) do not require temporal alignment or cross-period evidence. TEMPO targets queries that are *simultaneously* reasoning-intensive and temporally grounded, emphasizing retrieval of topically relevant evidence that is also appropriate across the required time periods. It consists of 1,730 naturally occurring Stack Exchange queries spanning blockchain (Bitcoin, Cardano, IOTA, Monero), social sciences (Economics, Law, Politics, History), applied domains (Quantitative Finance, Travel, Workplace, Genealogy), and STEM (History of Science and Mathematics).

To evaluate systems, we define two retrieval tasks: **(1) Query  $\rightarrow$  Documents:** Traditional temporal retrieval with 1,730 queries, evaluating whether systems can retrieve temporally relevant documents that address complex temporal information needs; **(2) Query  $\rightarrow$  Step  $\rightarrow$  Documents:** Multi-step temporal reasoning with 1,605 queries decomposed into 3,976 retrieval steps, testing whether systems can follow step-wise retrieval plans where each step targets specific time periods or aspects of the query.

Our key contributions include three novel components that distinguish TEMPO from prior work.

First, we provide **comprehensive temporal annotations** at three levels: (i) *query-level with 10 fine-grained temporal reasoning classes* (e.g., trend changes and cross-period, event analysis and localization, causation analysis), temporal intent classification, temporal signals, and key time anchors; (ii) *step-wise retrieval planning* that decomposes queries into sequential steps mapped to gold documents, enabling multi-hop temporal evaluation; and (iii) *passage-level annotations* with temporal signals, events, and ISO-formatted time scopes. Second, we introduce new temporal evaluation metrics designed to capture temporal reasoning aspects missed by traditional IR metrics: Temporal Precision@k uses LLM-as-judge evaluation to measure temporal relevance quality; Temporal Coverage@k assesses whether top-k results span required baseline and comparison time periods for cross-period queries. Third, our **real-world complex queries** average approximately 300 words, featuring relevant documents and challenging hard negatives mined through multi-LLM query reformulation and web search.

## 2 Related Work

Early work on temporal query classification (Joho et al., 2014, 2016; Campos et al., 2014) produced benchmarks like NTCIR Temporalia. They rely on news/blog corpora where timestamps and basic temporal expressions suffice. As illustrated in Table 1, existing temporal QA benchmarks have made progress but remain limited for evaluating temporally grounded retrieval. Recent efforts include TempQuestions (Jia et al., 2018), ComplexTempQA (Gruber et al., 2025), TIME (Wei et al., 2025), HistoryBankQA (Mandal et al., 2025), and ChronoQA (Chen et al., 2025). While these datasets go beyond simple timestamp lookup (e.g., temporal constraints, ordering, and cross-time comparisons), they are primarily *answer-generation* benchmarks (Piryan et al., 2025; Wallat et al., 2025; Abdallah et al., 2025d; Qian et al., 2024; Xu et al., 2024; Brown et al., 2025) and do not explicitly evaluate whether retrieval results provide *temporally aligned* evidence that covers all required time periods for cross-period analysis. We provide more description of related work in Appendix A and H.

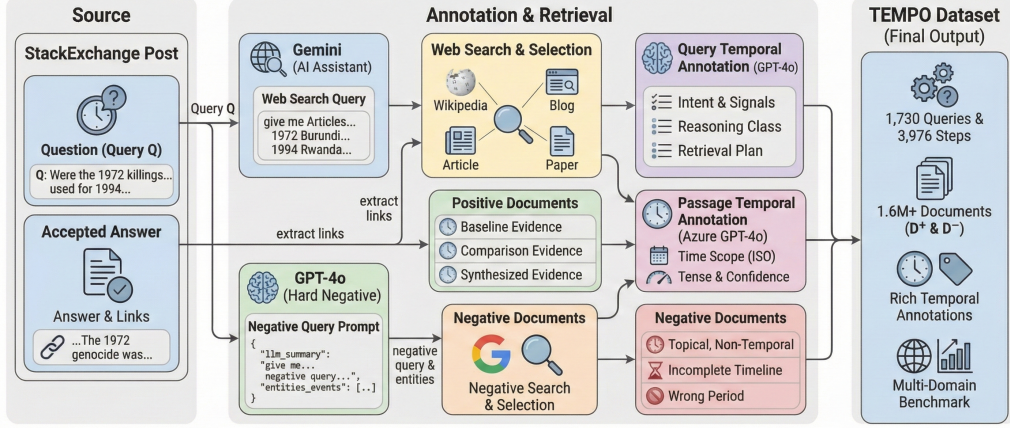


Figure 2: Overview of TEMPO construction. We collect temporally grounded Stack Exchange queries, curate and verify positive evidence (from answer links and Gemini-assisted web search), and mine hard negatives via GPT-4o queries targeting topically similar but temporally mismatched documents.

### 3 TEMPO Dataset

In this section, we first formulate the task (§3.1), then detail the data collection and annotation process from Stack Exchange (§3.2). Data statistics are presented in Table 2.

#### 3.1 Task Formulation

Given a temporal query  $Q = Q_{\text{text}}$  and a retrieval corpus  $\mathcal{D} = \{D_1, \dots, D_n\}$ , retrievers are tasked to find temporally relevant documents  $\mathcal{D}_Q^+ = \{D_{Q,1}^+, \dots, D_{Q,m}^+\} \subset \mathcal{D}$  where  $m \ll n$ . Negative documents are defined as  $\mathcal{D}_Q^- = \mathcal{D} \setminus \mathcal{D}_Q^+$ . In temporal reasoning-intensive retrieval, the relevant document set  $\mathcal{D}_Q^+$  is connected to query  $Q$  through temporal reasoning traces involving temporal evolution understanding, cross-period analysis, and temporal dependency resolution, rather than simple keyword matching or date filtering.

**Query-Level Annotations.** Each query  $Q$  is annotated with a tuple  $\mathcal{A}_Q = (\tau, \mathcal{S}_Q, \mathcal{E}_Q, \rho, \mathcal{P}, \mathcal{T})$  where:  $\tau \in \mathcal{I}$  denotes temporal intent from the set  $\mathcal{I} = \{\text{when}, \text{duration}, \text{order}, \text{before\_after}, \text{ongoing\_status}, \text{period\_definition}, \text{timeline}\}$ ;  $\mathcal{S}_Q = \{s_1, \dots, s_k\}$  is the set of temporal signals (e.g., “since 2017”, “before the war”);  $\mathcal{E}_Q = \{e_1, \dots, e_l\}$  is the set of temporal events;  $\rho \in \mathcal{R}$  is the primary temporal reasoning class from 10 categories (see Appendix F.2);  $\mathcal{P} = \{(p_1, D_{p_1}^+), \dots, (p_j, D_{p_j}^+)\}$  is the step-wise retrieval plan mapping each step  $p_i$  to its gold documents  $D_{p_i}^+$ ; and  $\mathcal{T} = \{t_1, \dots, t_h\}$  is the set of key time anchors.

**Passage-Level Annotations.** Each document  $D \in \mathcal{D}$  is annotated with  $\mathcal{A}_D =$

$(\mathcal{S}_D, \mathcal{E}_D, [t_s, t_e], \phi)$  where:  $\mathcal{S}_D$  and  $\mathcal{E}_D$  denote temporal signals and events in the passage;  $[t_s, t_e]$  represents the temporal scope as ISO-formatted start and end dates;  $\phi \in \{\text{past}, \text{present}, \text{future}, \text{mixed}\}$  indicates the dominant tense.

#### 3.2 Data Collection from Stack Exchange

StackExchange<sup>2</sup> is a community-driven platform where domain experts ask and answer complex technical questions. We select 13 diverse domains spanning blockchain (Bitcoin, Cardano, IOTA, Monero), social sciences (Economics, Law, Politics, History), applied fields (Quantitative Finance, Travel, Workplace, Genealogy), and STEM (History of Science and Mathematics). StackExchange posts we collect contain detailed temporal descriptions requiring reasoning about how phenomena evolved, changed over time, or differ across periods. We construct query-document pairs based on user posts and documents referenced in answers (Figure 2).

**Selecting posts.** Human annotators<sup>3</sup> browse posts from newest to oldest and select posts that: (1) have at least one answer that is either accepted by the user or receives  $> 10$  votes, and (2) require *temporal reasoning* as defined by our query-level taxonomy  $\rho$  (Appendix F.2), e.g., event localization, time-period contextualization, and cross-period comparison/trend analysis. The distribution of selected queries across these temporal reasoning categories is shown in Figure 4, and we later analyze retrieval difficulty by category (Figure 7),

<sup>2</sup><https://stackexchange.com/>

<sup>3</sup>Five PhD and two master students.



	Total Number			Avg. Length		Avg.
Dataset	Q	$\mathcal{D}$	$\mathcal{D}^+$	Q	$\mathcal{D}$	Steps
Blockchain						
Bitcoin	100	153,291	3.3	222.0	596.9	2.93
Cardano	51	87,201	2.5	161.1	647.2	2.84
Iota	10	10,372	3.8	148.6	1,036.5	3.20
Monero	65	85,093	2.6	171.8	703.3	2.72
Social Sciences						
Economics	83	93,756	3.6	290.2	495.9	3.08
Law	35	43,288	3.0	258.5	500.7	3.23
Politics	150	183,394	2.7	343.2	476.3	3.35
History	801	356,493	4.5	374.2	682.7	3.42
Applied						
Quant	34	28,785	2.4	422.5	477.1	2.68
Travel	100	177,677	2.6	264.5	374.8	3.11
Workplace	36	64,659	2.8	291.8	368.7	2.42
Genealogy	115	156,228	2.8	359.6	629.2	3.78
STEM						
HSM	150	213,818	2.5	303.5	563.6	3.25
Total	1,730	1,654,055	–	–	–	–

Table 2: TEMPO dataset statistics across 13 domains. **Q**: number of queries;  **$\mathcal{D}$** : corpus size (total documents);  **$\mathcal{D}^+$** : average number of positive (relevant) documents per query; Avg. Length: average token count for queries and documents; Steps: average number of steps. Domains are grouped into four categories: Blockchain, Social Sciences, Applied, and STEM.

where cross-period comparison queries are consistently more challenging than single-period temporal localization. Detailed examples in Appendix I

### Constructing query and positive documents.

For each selected post, annotators use the title and body text to form the query  $Q$ . Annotators visit web pages linked in the answers and use Gemini (Google’s AI assistant) to *return relevant web documents (which are not AI-generated)* by prompting: “Give me articles from the internet to answer this query: [post content]”. For each discovered web page, annotators extract passages that provide critical temporal information for answering the query. Sources include Wikipedia, technical blogs, research articles, official documentation, and news sites. If no temporally relevant documents are found, the post is discarded.

**Constructing hard negative documents.** To prevent models from relying on simple semantic matching, we ensure negative documents are topically related but temporally incomplete or irrelevant. We use GPT-4o to analyze each post and generate a search query designed to find hard negatives, along with entities and events mentioned in the post (prompt details in Appendix B.1). Annotators use the generated query to search Google and collect hard negative passages per query. They extract passages that are topically related but do not provide the temporal reasoning steps or time-period coverage needed to answer the query.

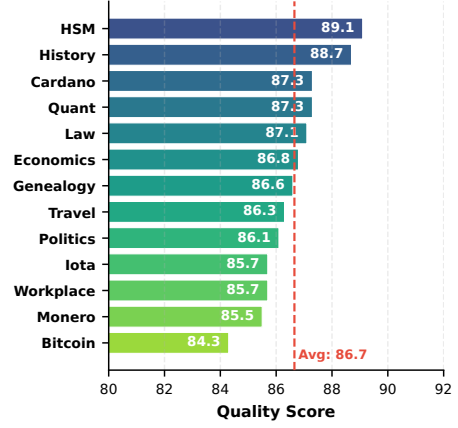


Figure 3: Dataset quality validation using Qwen-72B as LLM judge.

### 3.3 Temporal Annotation and Quality Control

**Temporal annotations.** For comprehensive temporal evaluation, we annotate queries and passages at multiple levels using GPT-4o, with human annotators reviewing a sample to ensure annotation quality. Specifically, two expert annotators independently verified a random sample of 200 queries (11.6%) and their associated annotations, measuring inter-annotator agreement using Cohen’s Kappa. We achieved  $\kappa = 0.82$  for temporal reasoning class assignment,  $\kappa = 0.78$  for temporal intent classification, and  $\kappa = 0.85$  for gold document relevance judgments. Additionally, we employ Qwen-72B as an independent LLM judge to evaluate alignment between queries, retrieval steps, and gold documents on a 0–100 scale. As shown in Figure 3, TEMPO achieves an average quality score of 86.7 across all domains (range: 84.3–89.1), further validating annotation quality.

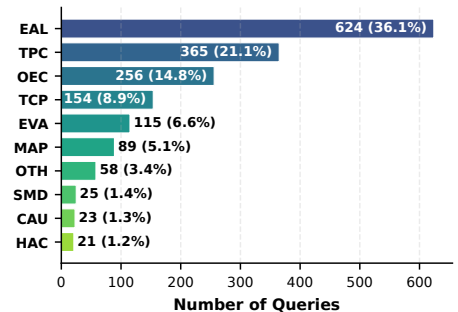


Figure 4: Distribution of temporal reasoning classes. See Appendix F.2 for class definitions.

At the *query level*, we extract temporal intent (when/duration/order/before\_after/ongoing\_status/period\_definition/timeline/none), temporal signals

(phrases like "since 2017", "nowadays"), temporal events, temporal reasoning class (10 fine-grained categories), retrieval plan with sequential steps, key time anchors, expected granularity, and quality checks (prompt in Appendix B.2). At the *passage level*, we extract temporal signals, temporal events, time mentions, time scope (start/end ISO dates with granularity), tense, and confidence score (prompt in Appendix B.3). This multi-level annotation enables fine-grained temporal evaluation beyond traditional IR metrics.

**Step-wise retrieval planning.** For **Task 2**, we use the step-wise retrieval plans described above, mapping each step to step-specific gold documents. Each step describes a specific retrieval action (e.g., "Retrieve historical baseline statistics from 2013-2017", "Retrieve current statistics from 2020-present") and is mapped to gold documents that satisfy that step. This enables evaluation of multi-hop temporal reasoning where systems must retrieve evidence from multiple time periods in sequence.

**Temporal reasoning classification.** We categorize queries into 10 fine-grained temporal reasoning classes based on the type of temporal inference required (Figure 4; see Appendix F.2 for full definitions). The dataset is dominated by *Event Analysis & Localization* (EAL; 624 queries, 36.1%), which requires pinpointing when events occurred and understanding their temporal context, followed by *Time Period Contextualization* (TPC; 365 queries, 21.1%), which situates phenomena within specific historical periods. *Origins & Evolution Comparative* (OEC; 256 queries, 14.8%) and *Trends & Cross-Period Comparison* (TCP; 154 queries, 8.9%) queries require tracking how concepts evolved over time or comparing states across periods. The remaining categories, including Event Verification (EVA), Materials & Artifacts Provenance (MAP), Sources & Methods Documentation (SMD), Causation Analysis (CAU), and Historical Attribution & Context (HAC) represent more specialized temporal reasoning patterns. We analyze retrieval performance across these reasoning classes in §6.

**Temporal Distribution.** TEMPO spans Pre-1900 to 2020+ (Figure 5), emphasizing cross-period reasoning over simple news retrieval. The distribution features historical queries: 806 queries from Pre-1900 and 327 from 1900–49. However, it maintains strong modern representation, including 143 queries for 2010–19 and 162 for 2020+. This

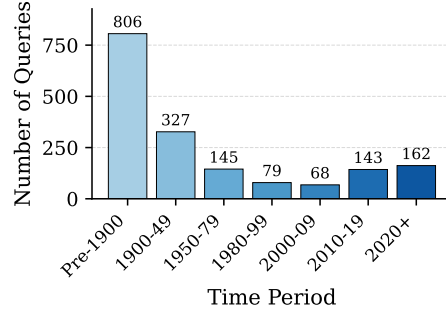


Figure 5: Overall distribution of query temporal anchors across time periods in TEMPO.

breadth facilitates evaluating both long-term evolutionary patterns and contemporary dynamics. See Appendix G.2 for domain-specific breakdowns.

## 4 Temporal Evaluation Metrics

Traditional IR metrics (e.g., NDCG@k) do not measure whether retrieved evidence is temporally appropriate or spans the required time periods. We therefore report four temporal metrics computed using an LLM-as-judge that labels (i) whether a retrieved document is temporally relevant to the query and (ii) which required period(s) it supports (Appendix C). **TP@k (Temporal Precision@k).** A position-weighted metric that rewards ranking temporally relevant documents earlier in the top-*k*. **TR@k (Temporal Relevance@k).** The fraction of the top-*k* documents judged temporally relevant. **TC@k (Temporal Coverage@k).** The fraction of required time periods covered by at least one document in the top-*k* (we use two periods in our main experiments). **NDCGIFC@k.** NDCG@k computed only on queries where full temporal coverage is achieved (i.e., TC@k = 1).

## 5 Experimental

### 5.1 Experimental Setup

We evaluate 12 representative retrieval models spanning sparse, dense, and reasoning-enhanced architectures. All experiments use NDCG@10 as the primary metric following prior IR benchmarks (Abdallah et al., 2025c; Thakur et al., 2021; Nguyen et al., 2016; Su et al., 2024). While we focus on NDCG@10 for ranking evaluation, a comprehensive set of additional metrics—including Precision, Recall, Mean Average Precision (MAP), and Mean Reciprocal Rank (MRR)—is provided in Appendix F.4.

Domain	BM25	BGE	Contriever	DiVeR	E5	GritLM	Inst-L	Qwen	Rader	ReasonIR	SBERT	SFR
<i>Blockchain</i>												
Cardano	13.4	13.1	12.1	<u>29.3</u>	<b>35.7</b>	21.7	14.6	20.6	18.6	22.9	21.4	28.1
Iota	9.7	36.1	<u>38.3</u>	38.2	<b>41.7</b>	36.6	34.3	28.6	19.2	<b>41.7</b>	33.2	37.1
Monero	2.8	14.5	9.9	20.3	20.0	14.7	16.9	11.0	<u>21.0</u>	19.6	15.1	<b>23.7</b>
Bitcoin	6.2	14.4	13.3	17.4	16.3	<b>19.1</b>	15.7	11.4	<u>14.9</u>	16.3	14.3	<u>17.6</u>
<i>Social Sci.</i>												
Economics	5.8	12.6	16.3	<b>27.8</b>	<u>25.0</u>	17.2	17.5	17.1	22.7	20.0	15.3	21.9
Law	12.7	31.9	28.1	<u>40.4</u>	34.0	38.3	37.3	32.0	33.5	37.9	33.8	<b>40.8</b>
Politics	32.7	28.2	31.6	<u>45.5</u>	<b>47.9</b>	41.4	32.6	38.1	32.4	35.4	34.6	44.9
History	9.2	27.4	26.5	<b>34.5</b>	28.7	27.3	28.5	25.6	25.8	34.3	28.7	<u>32.4</u>
<i>Applied</i>												
Quant	2.5	11.7	11.1	<u>27.2</u>	13.8	21.6	14.6	12.7	<b>27.8</b>	19.5	15.7	16.8
Travel	4.6	23.8	23.7	<u>26.8</u>	<u>28.3</u>	25.0	25.0	22.0	26.1	21.4	27.3	<b>29.7</b>
Workplace	6.2	27.2	23.9	<b>42.6</b>	32.9	30.8	36.2	30.3	<u>36.6</u>	30.0	34.6	31.6
Genealogy	13.3	22.0	24.9	<b>35.6</b>	<u>33.5</u>	26.9	24.6	25.3	18.7	30.3	23.5	31.7
<i>STEM</i>												
HSM	21.2	23.2	18.9	31.0	<b>37.7</b>	33.4	24.4	21.3	16.9	24.7	26.1	<u>33.5</u>
Avg.	10.8	22.0	21.4	<b>32.0</b>	<u>30.4</u>	27.2	24.8	22.8	24.2	27.2	24.9	30.0

Table 3: NDCG@10 performance of retrieval models on TEMPO across 13 domains: Blockchain (Bitcoin, Cardano, Iota, Monero), Social Sciences (Economics, Law, Politics, History), Applied (Quant, Travel, Workplace, Genealogy), and STEM (HSM: History of Science and Mathematics). Avg. denotes the average score across all domains. The best score on each domain is shown in **bold** and the second best is underlined.

Model	TP@10	TR@10	TC@10	NDCG@10
<i>Sparse model</i>				
BM25	24.0	11.1	32.8	22.5
<i>Open-sourced models (&lt;1B)</i>				
BGE	53.7	34.0	66.1	25.3
Contriever	49.6	30.3	64.1	26.2
Inst-L	53.1	33.8	66.9	25.8
SBERT	54.1	35.0	67.2	26.9
<i>Open-sourced models (&gt;1B)</i>				
E5	53.5	31.1	63.2	<b>33.4</b>
GritLM	53.8	35.0	69.1	27.2
Qwen	46.2	28.8	61.0	29.9
<i>Reasoning models (&gt;1B)</i>				
DiVeR	<b>62.0</b>	<b>41.3</b>	<u>71.4</u>	<u>32.5</u>
Rader	50.6	32.3	66.1	26.1
ReasonIR	<u>57.4</u>	<u>38.2</u>	<b>72.4</b>	28.8

Table 4: Temporal evaluation metrics at rank 10 averaged across all domains. TP@10: Temporal Precision (position-weighted precision of temporally relevant documents); TR@10: Temporal Relevance; TC@10: Temporal Coverage; NDCG@10: NDCG conditioned on full temporal coverage.

**Sparse retrieval.** We use BM25 (Robertson et al., 2009) as our lexical baseline, which remains competitive on traditional retrieval benchmarks despite its simplicity. **Dense retrieval.** We evaluate BGE (Chen et al., 2024), Contriever (Izacard et al., 2021), E5-Mistral (Wang et al., 2022), GritLM (Muennighoff et al., 2024), Inst-L (Su et al., 2024), Qwen (Li et al., 2023), SBERT (Reimers and Gurevych, 2019), and SFR (Meng et al., 2024). **Reasoning-enhanced retrievers.** Given TEMPO’s emphasis on temporal reasoning, we evaluate three specialized models

Model	Baseline	Strip	Temporal-Only	Normalized
<i>Sparse</i>				
BM25	10.8	10.4	11.0	10.9
<i>Dense (&lt;1B)</i>				
BGE	22.0	19.5	9.6	22.1
Contriever	21.4	18.9	10.2	22.4
Inst-L	24.8	23.2	13.5	24.7
SBERT	24.9	23.3	8.7	23.5
<i>Dense (&gt;1B)</i>				
E5	<u>30.4</u>	27.0	14.2	29.1
GritLM	27.2	24.9	15.2	27.1
Qwen	22.8	21.2	<u>17.2</u>	23.3
SFR	30.0	<u>27.8</u>	16.3	29.5
<i>Reasoning</i>				
DiVeR	<b>32.0</b>	<b>29.9</b>	<b>17.7</b>	<u>30.2</u>
Rader	24.2	21.8	9.4	21.6
ReasonIR	27.3	25.1	13.8	<b>35.3</b>

Table 5: Study on temporal query variants (NDCG@10 averaged across all domains). Baseline: original queries; Strip: temporal signals removed; Temporal-Only: only temporal information retained; Normalized: explicit temporal intent tags added.

designed to incorporate logical inference during retrieval: DiVeR (Long et al., 2025), Rader (Das et al., 2025), and ReasonIR (Shao et al., 2025).

**Temporal metrics.** We report TP@10, TR@10, TC@10, and NDCG@10; formal definitions and the LLM judging prompts are provided in Appendix C. In our evaluation we instantiate TC@k with  $M=2$  periods (baseline vs. comparison), but the definition generalizes to  $M>2$ .

**Step-wise Evaluation** Each Task 2 query  $q$  has  $S_q$  steps  $\{p_{q,i}\}_{i=1}^{S_q}$  with step-specific gold documents  $D_{q,i}^+$ . We evaluate at the step level by re-

trieving for each step and computing NDCG@10 against  $\mathcal{D}_{q,i}^+$ , then macro-averaging over steps and queries. Step-Only uses only  $p_{q,i}$ , Query+Step uses  $q \oplus p_{q,i}$ , and Query+All retrieves once with  $q \oplus p_{q,1} \oplus \dots \oplus p_{q,S_q}$  and evaluates the same ranking against every step.

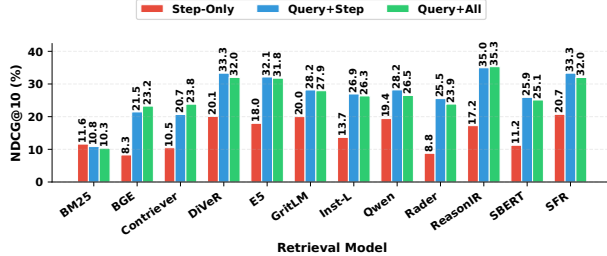


Figure 6: Comparison of step-wise retrieval strategies across 12 retrieval models.

## 5.2 Main Results

**Existing retrieval systems perform poorly on TEMPO:** Table 3 presents NDCG@10 performance across all 13 domains. Reasoning-enhanced models achieve the best results, with DiVeR leading at 32.0 NDCG@10, followed by E5 (30.4) and SFR (30.0). The sparse baseline BM25 achieves only 10.8, demonstrating the inadequacy of keyword matching for retrieval that requires temporal reasoning. Dense retrievers show substantial improvements (21.4–30.4 range), while reasoning-enhanced models reach 27.3–32.0, highlighting the value of explicit reasoning mechanisms. Domain difficulty varies substantially. History achieves only 34.5 NDCG@10 with DiVeR. Politics and Law reach higher scores (47.9 and, 40.8 respectively), suggesting differences in temporal reasoning complexity. Blockchain domains show mixed results: Iota achieves 41.7 (ReasonIR), while Monero proves considerably harder at 23.7 (SFR).

**Temporal Precision and Relevance** Table 4 reveals temporal reasoning capabilities through specialized metrics. DiVeR achieves the highest temporal precision at 62.0%, indicating superior ranking of temporally relevant documents. ReasonIR follows at 57.4%, while standard dense retrievers cluster around 53–54%. BM25 achieves only 24.0%, confirming keyword matching cannot effectively identify temporal relevance. For TR@10, DiVeR leads at 41.3%, followed by ReasonIR (38.2%). BM25 manages only 11.1%, highlighting the gap between sparse and neural approaches. Per-domain analysis (Appendix C.2) shows the Quant

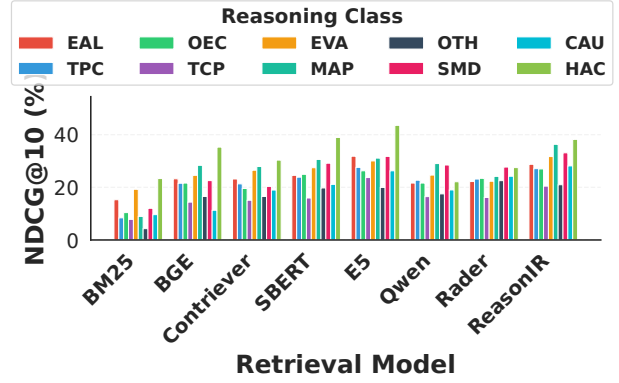


Figure 7: NDCG@10 performance across temporal reasoning classes.

domain is particularly challenging, with DiVeR achieving only 10.8% temporal relevance, suggesting financial queries may require specialized temporal reasoning patterns.

**Step-wise Retrieval Planning** We evaluate next whether decomposing temporal queries into explicit reasoning steps improves retrieval (Task 2). Figure 6 compares three strategies: *Step-Only* (retrieving with individual steps), *Query+Step* (query concatenated with each step sequentially), and *Query+All* (query with all steps combined). Step-Only yields substantially lower performance (avg. 14.6 NDCG@10), confirming that isolated reasoning steps lack sufficient context for effective retrieval. Both query-augmented strategies achieve comparable results, with Query+Step marginally outperforming Query+All (avg. 26.4 vs. 25.9). ReasonIR benefits most from step-wise planning, improving from 17.2 (Step-Only) to 35.0–35.3, a gain of over 18 points. Dense retrievers show similar patterns, BGE improves from 8.3 to 21.5–23.2 while BM25 remains largely unaffected (10.3–11.6 across strategies). Full per-domain results are provided in Appendix F.1.

## 6 Additional Analyses

**Temporal signals show modest impact on retrieval performance** We compare four query variants: **Baseline** (original), **Strip** (temporal signals removed), **Temporal-Only** (only temporal information retained), and **Normalized** (explicit temporal intent tags added). Table 5 shows that removing temporal signals causes modest degradation (avg. 2.2 points), with BM25 virtually unchanged and reasoning models being robust. The **Temporal-Only** variant reveals temporal informa-



tion alone is insufficient—DiVeR drops from 32.0 to 17.7 NDCG@10, demonstrating that temporal reasoning requires topical grounding. Notably, the **Normalized** variant produces dramatic improvement for ReasonIR (35.3 NDCG@10, +8.0 points), establishing it as best-performing when provided structured temporal metadata.

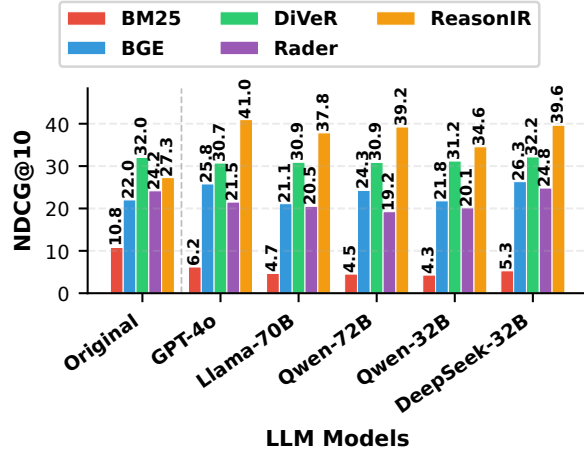


Figure 8: Impact of LLM-based query reformulation on retrieval performance.

**Performance varies substantially across reasoning classes** To understand which types of temporal reasoning pose the greatest challenges, we evaluate all retrieval models across 10 reasoning classes derived from our taxonomy. Figure 7 reveals substantial variation in difficulty across reasoning types. **Trends & Cross-Period Comparison (TCP)** emerges as the most challenging class, with even DiVeR achieving only 23.9 NDCG@10, as this task requires synthesizing information across multiple time periods. In contrast, **Historical Attribution & Context (HAC)** proves comparatively easier (SFR: 51.8), likely due to more explicit answers in the corpus. Model performance profiles differ markedly across reasoning types. DiVeR demonstrates the most balanced performance, leading in 6 of 10 classes. SFR excels at fact-oriented classes (HAC: 51.8) but underperforms on temporal synthesis tasks, while ReasonIR shows strength in **Causation Analysis (CAU)** at 28.1. BM25’s performance varies dramatically (4.3–23.3 range), confirming that lexical matching depends heavily on term overlap rather than temporal understanding. Full results are given in Appendix F.2.

**LLM-generated reasoning enhances reasoning-aware retrievers.** Inspired by reasoning-augmented retrieval (Su et al., 2024), we prompt six LLMs to generate step-by-step reasoning,

Retriever	Avg. Score
None (No Retrieval)	77.3
Oracle (Gold Docs)	<b>80.5</b>
DiVeR	75.6
BGE	74.8
BM25	73.8

Table 6: RAG performance (answer correctness, 0–100) averaged across 13 domains.

then concatenate with original queries. Figure 8 reveals striking asymmetry: ReasonIR benefits dramatically (+13.7 NDCG@10 with GPT-4o), while BM25 consistently degrades (10.8→4.3–6.2) as reasoning text dilutes lexical signals. DiVeR remains stable (30.7–32.2), indicating internalized reasoning that neither benefits from nor requires external augmentation. Full results in Appendix F.3.

## Retrieval-Augmented Generation Evaluation

We finally evaluate whether improved retrieval translates to better downstream QA performance. We use Llama-3-70B-Instruct as the generator and GPT-4o to score answers (0–100) based on reference coverage (details in Appendix G.3). Table 6 reveals that current retrievers fail to improve over parametric knowledge: the no-retrieval baseline (77.3) outperforms all retrieval-augmented configurations, with BM25 causing the largest degradation (−3.5 points). Oracle retrieval achieves 80.5 (+3.2), demonstrating substantial headroom. We hypothesise that temporally incomplete retrieved documents actively mislead the generator. Similar to observations in BRIGHT (Su et al., 2024), this suggests that QA results may not always perfectly capture retrieval performance. This gap often occurs because generator models may struggle to integrate retrieved evidence effectively, or evaluators may fail to recognize nuances in open-ended answers. We further hypothesize that temporally incomplete documents in TEMPO actively mislead the generator; for complex temporal queries, retrieving wrong temporal evidence is worse than retrieving nothing.

## 7 Conclusion

We introduced TEMPO, the first benchmark combining temporal reasoning with reasoning-intensive retrieval across 13 domains. TEMPO features 1,730 complex queries with step-wise retrieval planning and novel temporal metrics measuring cross-



period coverage. Evaluation of 12 retrieval systems reveals substantial challenges: the best model achieves only 32.0 NDCG@10 and 71.4% temporal coverage, demonstrating that current systems struggle to retrieve temporally complete evidence. We believe TEMPO provides a testbed for advancing temporal reasoning in retrieval and RAG.

## Limitations

**Domain and Language Coverage.** TEMPO focuses on 13 English-language domains from Stack Exchange. While these domains span blockchain, social sciences, applied fields, and STEM, they may not fully represent all temporal reasoning scenarios. Future work could extend to other languages and domains such as medicine, legal case law, or scientific literature.

**Temporal Scope.** Our queries reflect the temporal distribution naturally occurring in Stack Exchange posts, which may over-represent recent time periods. Historical queries from decades or centuries ago are less frequent, potentially limiting evaluation of long-range temporal reasoning.

**Annotation Methodology.** While we employ LLM-assisted annotation with human verification, the temporal annotations (reasoning classes, retrieval steps) may contain errors. The LLM-as-judge temporal metrics, though validated on samples, inherit limitations of current language models in temporal understanding.

## References

- Abdelrahman Abdallah, Jamshid Mozafari, Bhawna Piryani, and Adam Jatowt. 2025a. Dear: Dual-stage document reranking with reasoning agents via llm distillation. *arXiv preprint arXiv:2508.16998*.
- Abdelrahman Abdallah, Bhawna Piryani, Jamshid Mozafari, Mohammed Ali, and Adam Jatowt. 2025b. [How good are LLM-based rerankers? an empirical analysis of state-of-the-art reranking models](#). In *Findings of the Association for Computational Linguistics: EMNLP 2025*, pages 5693–5709, Suzhou, China. Association for Computational Linguistics.
- Abdelrahman Abdallah, Bhawna Piryani, Jamshid Mozafari, Mohammed Ali, and Adam Jatowt. 2025c. Rankify: A comprehensive python toolkit for retrieval, re-ranking, and retrieval-augmented generation. *arXiv preprint arXiv:2502.02464*.
- Abdelrahman Abdallah, Bhawna Piryani, Jonas Wallat, Avishek Anand, and Adam Jatowt. 2025d. Tempretriever: Fusion-based temporal dense passage retrieval for time-sensitive questions. *arXiv preprint arXiv:2502.21024*.
- Mohammed Ali, Abdelrahman Abdallah, and Adam Jatowt. 2025. Sustainableqa: A comprehensive question answering dataset for corporate sustainability and eu taxonomy reporting. *arXiv preprint arXiv:2508.03000*.
- Andrew Brown, Muhammad Roman, and Barry Devereux. 2025. A systematic literature review of retrieval-augmented generation: Techniques, metrics, and challenges. *arXiv preprint arXiv:2508.06401*.
- Ricardo Campos, Gaël Dias, Alípio M Jorge, and Adam Jatowt. 2014. Survey of temporal information retrieval and related applications. *ACM Computing Surveys (CSUR)*, 47(2):1–41.
- Jianlv Chen, Shitao Xiao, Peitian Zhang, Kun Luo, Defu Lian, and Zheng Liu. 2024. [Bge m3-embedding: Multi-lingual, multi-functionality, multi-granularity text embeddings through self-knowledge distillation](#). *Preprint*, arXiv:2402.03216.
- Wenhu Chen, Xinyi Wang, and William Yang Wang. 2021. A dataset for answering time-sensitive questions. *arXiv preprint arXiv:2108.06314*.
- Ziyang Chen, Erxue Min, Xiang Zhao, Yunxin Li, Xin Jia, Jinzhi Liao, Jichao Li, Shuaiqiang Wang, Baotian Hu, and Dawei Yin. 2025. a question answering dataset for temporal-sensitive retrieval-augmented generation. *Scientific Data*, 12(1):1855.
- Debrup Das, Sam O’Nuallain, and Razieh Rahimi. 2025. Rader: Reasoning-aware dense retrieval models. In *Proceedings of the 2025 Conference on Empirical Methods in Natural Language Processing*, pages 19981–20008.
- Raphael Gruber, Abdelrahman Abdallah, Michael Färber, and Adam Jatowt. 2025. [ComplexTempQA: A 100m dataset for complex temporal question answering](#). In *Proceedings of the 2025 Conference on Empirical Methods in Natural Language Processing*, pages 9111–9123, Suzhou, China. Association for Computational Linguistics.
- Gautier Izacard, Mathilde Caron, Lucas Hosseini, Sebastian Riedel, Piotr Bojanowski, Armand Joulin, and Edouard Grave. 2021. Unsupervised dense information retrieval with contrastive learning. *arXiv preprint arXiv:2112.09118*.
- Zhen Jia, Abdalghani Abujabal, Rishiraj Saha Roy, Janik Strötgen, and Gerhard Weikum. 2018. [Tempquestions: A benchmark for temporal question answering](#). In *Companion Proceedings of the The Web Conference 2018, WWW ’18*, page 1057–1062, Republic and Canton of Geneva, CHE. International World Wide Web Conferences Steering Committee.
- Hideo Joho, Adam Jatowt, and Roi Blanco. 2014. [Ntcir temporalia: a test collection for temporal information](#)

- access research. In *Proceedings of the 23rd International Conference on World Wide Web, WWW '14 Companion*, page 845–850, New York, NY, USA. Association for Computing Machinery.
- Hideo Joho, Adam Jatowt, Roi Blanco, Haitao Yu, and Shuhei Yamamoto. 2016. [Building test collections for evaluating temporal ir](#). In *Proceedings of the 39th International ACM SIGIR Conference on Research and Development in Information Retrieval, SIGIR '16*, page 677–680, New York, NY, USA. Association for Computing Machinery.
- Zehan Li, Xin Zhang, Yanzhao Zhang, Dingkun Long, Pengjun Xie, and Meishan Zhang. 2023. Towards general text embeddings with multi-stage contrastive learning. *arXiv preprint arXiv:2308.03281*.
- Meixiu Long, Duolin Sun, Dan Yang, Junjie Wang, Yue Shen, Jian Wang, Peng Wei, Jinjie Gu, and Jiahai Wang. 2025. Diver: A multi-stage approach for reasoning-intensive information retrieval. *arXiv preprint arXiv:2508.07995*.
- Biswadip Mandal, Anant Khandelwal, and Manish Gupta. 2025. Historybankqa: Multilingual temporal question answering on historical events. *arXiv preprint arXiv:2509.12720*.
- Costas Mavromatis, Prasanna Lakkur Subramanyam, Vassilis N Ioannidis, Adesoji Adeshina, Phillip R Howard, Tetiana Grinberg, Nagib Hakim, and George Karypis. 2022. Tempoqr: temporal question reasoning over knowledge graphs. In *Proceedings of the AAAI conference on artificial intelligence*, volume 36, pages 5825–5833.
- Rui Meng, Ye Liu, Shafiq Rayhan Joty, Caiming Xiong, Yingbo Zhou, and Semih Yavuz. 2024. Sfembedding-mistral: enhance text retrieval with transfer learning. *Salesforce AI Research Blog*, 3:6.
- Niklas Muennighoff, SU Hongjin, Liang Wang, Nan Yang, Furu Wei, Tao Yu, Amanpreet Singh, and Douwe Kiela. 2024. Generative representational instruction tuning. In *The Thirteenth International Conference on Learning Representations*.
- Tri Nguyen, Mir Rosenberg, Xia Song, Jianfeng Gao, Saurabh Tiwary, Rangan Majumder, and Li Deng. 2016. Ms marco: A human-generated machine reading comprehension dataset.
- Bhawna Piryani, Abdelrahman Abdullah, Jamshid Mozafari, Avishek Anand, and Adam Jatowt. 2025. It's high time: A survey of temporal information retrieval and question answering. *arXiv preprint arXiv:2505.20243*.
- Xinying Qian, Ying Zhang, Yu Zhao, Baohang Zhou, Xuhui Sui, Li Zhang, and Kehui Song. 2024. Timer4: Time-aware retrieval-augmented large language models for temporal knowledge graph question answering. In *Proceedings of the 2024 Conference on Empirical Methods in Natural Language Processing*, pages 6942–6952.
- Xubo Qin, Jun Bai, Jiaqi Li, Zixia Jia, and Zilong Zheng. 2025. Reinforced query reasoners for reasoning-intensive retrieval tasks. In *Proceedings of the 2025 Conference on Empirical Methods in Natural Language Processing*, pages 21261–21274.
- Nils Reimers and Iryna Gurevych. 2019. [Sentence-bert: Sentence embeddings using siamese bert-networks](#). Preprint, arXiv:1908.10084.
- Stephen Robertson, Hugo Zaragoza, and 1 others. 2009. The probabilistic relevance framework: Bm25 and beyond. *Foundations and Trends® in Information Retrieval*, 3(4):333–389.
- Rulin Shao, Rui Qiao, Varsha Kishore, Niklas Muennighoff, Xi Victoria Lin, Daniela Rus, Bryan Kian Hsiang Low, Sewon Min, Wen-tau Yih, Pang Wei Koh, and 1 others. 2025. Reasonir: Training retrievers for reasoning tasks. *arXiv preprint arXiv:2504.20595*.
- Hongjin Su, Howard Yen, Mengzhou Xia, Weijia Shi, Niklas Muennighoff, Han-yu Wang, Haisu Liu, Quan Shi, Zachary S Siegel, Michael Tang, and 1 others. 2024. Bright: A realistic and challenging benchmark for reasoning-intensive retrieval. *arXiv preprint arXiv:2407.12883*.
- Wang-Chiew Tan, Jane Dwivedi-Yu, Yuliang Li, Lambert Mathias, Marzieh Saeidi, Jing Nathan Yan, and Alon Halevy. 2023. Timelineqa: A benchmark for question answering over timelines. In *Findings of the Association for Computational Linguistics: ACL 2023*, pages 77–91.
- Nandan Thakur, Nils Reimers, Andreas Rücklé, Abhishek Srivastava, and Iryna Gurevych. 2021. Beir: A heterogenous benchmark for zero-shot evaluation of information retrieval models. *arXiv preprint arXiv:2104.08663*.
- Jonas Wallat, Abdelrahman Abdallah, Adam Jatowt, and Avishek Anand. 2025. A study into investigating temporal robustness of llms. *arXiv preprint arXiv:2503.17073*.
- Liang Wang, Nan Yang, Xiaolong Huang, Binxing Jiao, Linjun Yang, Daxin Jiang, Rangan Majumder, and Furu Wei. 2022. Text embeddings by weakly-supervised contrastive pre-training. *arXiv preprint arXiv:2212.03533*.
- Shaohang Wei, Wei Li, Feifan Song, Wen Luo, Tianyi Zhuang, Haochen Tan, Zhijiang Guo, and Houfeng Wang. 2025. Time: A multi-level benchmark for temporal reasoning of llms in real-world scenarios. *arXiv preprint arXiv:2505.12891*.
- Chenghao Xiao, G Thomas Hudson, and Noura Al Moubayed. 2024. Rar-b: Reasoning as retrieval benchmark. *arXiv preprint arXiv:2404.06347*.
- Kehan Xu, Kun Zhang, Jingyuan Li, Wei Huang, and Yuanzhuo Wang. 2024. Crp-rag: A retrieval-augmented generation framework for supporting

complex logical reasoning and knowledge planning.  
*Electronics*, 14(1):47.

## Appendix Contents

<b>Appendix A</b>	<b>Benchmark Comparison</b>	<b>13</b>
<b>Appendix B</b>	<b>Dataset Construction Prompts</b>	<b>13</b>
B.1	Hard Negative Mining Prompt	13
B.2	Query-Level Annotation Prompt	14
B.3	Passage-Level Annotation Prompt	14
<b>Appendix C</b>	<b>Temporal Metrics &amp; Evaluation Prompts</b>	<b>14</b>
C.1	Metric Definitions	14
C.2	Temporal Intent Detection Prompt	15
C.3	Temporal Relevance Judgment Prompt	15
C.4	Temporal Evidence Judgment Prompt	15
C.5	Detailed Temporal Metrics by Domain	15
C.6	Metric Validation	19
<b>Appendix D</b>	<b>Detailed Analysis &amp; Results</b>	<b>28</b>
D.1	Step-wise Retrieval Results	28
D.2	Reasoning Class Definitions & Analysis	33
D.3	Query Reformulation Analysis	36
D.4	Additional Retrieval Metrics	37
<b>Appendix E</b>	<b>Quality Assessment &amp; RAG</b>	<b>37</b>
E.1	Dataset Quality Validation	37
E.2	Domain Temporal Distribution	45
E.3	RAG Evaluation Details & Results	47
<b>Appendix H</b>	<b>Extended Related Work</b>	<b>49</b>
<b>Appendix I</b>	<b>Dataset Examples</b>	<b>50</b>
<b>Appendix J</b>	<b>Annotation Guidelines</b>	<b>55</b>



## A Benchmark Comparison

Table 1 provides a comprehensive comparison of TEMPO with existing temporal reasoning and retrieval benchmarks. We describe each benchmark category and highlight TEMPO’s distinguishing characteristics.

**Reasoning-Intensive Retrieval Benchmarks.** BRIGHT (Su et al., 2024) introduced the first benchmark requiring intensive reasoning for document retrieval, featuring 1,384 queries across 12 domains including economics, psychology, and coding. While state-of-the-art models achieve 59.0 nDCG@10 on standard benchmarks, they score only 18.3 on BRIGHT, revealing significant gaps in reasoning capabilities. RAR-b (Xiao et al., 2024) extends this with 45,745 queries across 17 domains, framing reasoning tasks as retrieval problems to evaluate whether retrievers can solve reasoning problems directly. However, both benchmarks lack temporal grounding—queries do not require reasoning about time periods, temporal evolution, or cross-period analysis.

**Temporal IR Benchmarks.** NTCIR Temporalia (Joho et al., 2014) established foundational benchmarks for temporal information retrieval through two subtasks: Temporal Query Intent Classification (classifying queries as past/recency/future/atemporal) and Temporal Information Retrieval (ranking documents by temporal relevance). Built on the LivingKnowledge News/Blog Corpus containing 3.8 million timestamped documents, Temporalia pioneered systematic temporal IR evaluation. However, it relies on news/blog corpora with simple temporal queries where document timestamps and basic temporal expressions suffice, lacking the reasoning complexity required for technical domain queries.

**Temporal QA Benchmarks.** TempQuestions (Jia et al., 2018) provides 1,271 temporal questions over Freebase, introducing a formal definition of temporal questions covering explicit (“in 2008”) and implicit (“during the Cold War”) temporal expressions. Questions require decomposition into sub-questions, but focus on knowledge base QA rather than document retrieval.

ChronoQA (Chen et al., 2025) is a Chinese benchmark with 5,176 questions constructed from 300,000+ news articles (2019–2024), designed for evaluating temporal reasoning in RAG systems. It

covers absolute, aggregate, and relative temporal types but is limited to Chinese and news domain.

TIME (Wei et al., 2025) offers 38,522 QA pairs across three sub-datasets: TIME-Wiki (Wikipedia), TIME-News (news articles), and TIME-Dial (multi-session dialogues), covering 11 fine-grained temporal reasoning subtasks. While comprehensive in task coverage, it focuses on LLM evaluation rather than retrieval system assessment.

HistoryBankQA (Mandal et al., 2025) presents a multilingual database of 10M+ historical events from Wikipedia, generating 535K questions across 10 languages. It evaluates temporal reasoning over historical events but focuses on factual recall from encyclopedic content rather than reasoning-intensive retrieval.

ComplexTempQA (Gruber et al., 2025) is the largest temporal QA dataset with 100M+ synthetic question-answer pairs from Wikipedia and Wikidata, spanning 1987–2023. It introduces a taxonomy of attribute, comparison, and counting questions requiring multi-hop reasoning. Despite its scale, questions are synthetically generated and focus on answer generation rather than document retrieval.

**TEMPO’s Distinguishing Characteristics.** Unlike existing benchmarks, TEMPO uniquely combines: (1) **Temporal + Reasoning-Intensive:** Queries require both temporal reasoning (tracking changes, cross-period comparison) and deep domain understanding, addressing the gap between temporal QA and reasoning-intensive retrieval; (2) **Domains:** 13 specialized domains from Stack Exchange where domain experts pose naturally complex questions, rather than news or encyclopedia sources; (3) **Step-Wise Retrieval:** 3,976 decomposed retrieval steps with gold documents mapped to each step, enabling multi-hop temporal evaluation; (4) **Cross-Period Analysis:** Novel metrics (Temporal Coverage@k) measuring whether systems retrieve evidence spanning both baseline and comparison time periods; (5) **Retrieval Focus:** Emphasizes document retrieval over answer generation, aligning with real-world RAG system requirements.

## B Dataset Construction Prompts

### B.1 Hard Negative Mining Prompt

We use GPT-4o to analyze Stack Exchange posts and generate search queries designed to find challenging negative documents that are topically re-

lated but temporally incomplete or irrelevant. The complete prompt is shown in Figure 9.

The LLM generates a search query designed to retrieve topically similar but temporally incomplete content, along with entities and events that help construct effective negative search queries. Annotators use the generated query to collect hard negative passages from Google search.

## B.2 Query-Level Temporal Annotation Prompt

We use GPT-4o to extract temporal characteristics from queries. The complete prompt is shown in 10.

GPT-4o processes each query and outputs a JSON object containing temporal intent classification, temporal signals, reasoning class, and a step-wise retrieval plan. This annotation enables fine-grained evaluation of temporal reasoning capabilities.

## B.3 Passage-Level Temporal Annotation Prompt

We use GPT-4o to extract temporal information from passages. The complete prompt is shown in Figure 11.

GPT-4o processes each query-passage pair and outputs a JSON object with temporal signals, events, time scope with ISO-formatted dates, and temporal granularity. This passage-level annotation enables evaluation of whether retrieved documents contain appropriate temporal evidence.

# C Temporal Evaluation Metrics: Definitions and Prompts

## C.1 Temporal Evaluation Metrics

Traditional IR metrics like NDCG and Recall measure whether relevant documents are retrieved, but they do not capture temporal reasoning quality, specifically, whether retrieved documents contain appropriate temporal information and cover required time periods. We introduce novel temporal metrics that address these limitations, implemented using LLM-as-judge evaluation.

**Temporal Intent Detection.** Before evaluating temporal relevance, we use LLM-as-judge to determine whether a query requires temporal reasoning. LLM classifies queries into temporal intents (when/duration/order/before\_after/ongoing\_status/period\_definition/timeline/none) and identifies temporal keywords. Only queries with detected

temporal intent proceed to temporal evaluation (prompt in Appendix C.2.1).

**Temporal Precision@k (TP@k).** Position-weighted precision measuring the quality of temporally relevant documents using LLM judgment. For each document  $d_i$  at rank  $i \in \{1, \dots, k\}$ , we obtain a binary verdict  $v_i \in \{0, 1\}$  from the LLM indicating temporal relevance (prompt in Appendix C.2.2). Let  $R = \{r_1, r_2, \dots, r_m\} \subseteq \{1, \dots, k\}$  denote the set of rank positions where documents are temporally relevant (i.e.,  $v_{r_i} = 1$ ). Then:

$$\text{TP@k} = \frac{1}{|R|} \sum_{r \in R} \frac{|\{j \in R : j \leq r\}|}{r} \quad (1)$$

where  $|\{j \in R : j \leq r\}|$  counts the number of relevant documents at or before rank  $r$ .

This rewards documents that are both temporally relevant and highly ranked, with higher weight given to relevant documents appearing earlier in the ranking.

**Temporal Relevance@k (TR@k).** Simple proportion of temporally relevant documents in top- $k$ :

$$\text{TR@k} = \frac{1}{k} \sum_{i=1}^k v_i \quad (2)$$

where  $v_i \in \{0, 1\}$  is the LLM’s verdict for document at rank  $i$ .

**Temporal Coverage@k (TC@k).** For queries that require evidence spanning multiple time periods, we define a set of required periods  $\mathcal{P}_Q = \{P_1, \dots, P_M\}$ , where each  $P_m$  is a time interval (e.g., a baseline period, a comparison period, or additional historical intervals). For each retrieved document  $d_i$  at rank  $i$ , an LLM judge predicts a binary coverage vector  $\mathbf{c}_i \in \{0, 1\}^M$ , where  $c_{i,m} = 1$  if  $d_i$  contains evidence relevant to period  $P_m$ . We compute cumulative period coverage up to rank  $k$ :

$$C_m(k) = \max_{i \leq k} c_{i,m}. \quad (3)$$

Temporal Coverage@k is the fraction of required periods covered in the top- $k$  results:

$$\text{TC@k} = \frac{1}{M} \sum_{m=1}^M C_m(k). \quad (4)$$

This metric ranges from 0 (no period covered) to 1 (all required periods covered). When  $M = 2$ , TC@k reduces to the baseline/comparison formulation used in prior work and in our main experiments.

### Prompt for Hard Negative Mining

You are a document annotator specializing in hard negative mining for information retrieval. Your task: Analyze the following Stack Exchange question and extract key information for finding challenging negative passages from web search.

**Question Title:** {title}

**Question Body:** {clean\_body}...

**Tags:** {'', '.join(tags)}

Generate a structured analysis with:

1. give me a query for hard negative to use it to search on google
2. All entities (people, places, organizations, concepts, technologies, etc.)
3. All events, actions, or processes mentioned

Output ONLY a valid JSON object with this exact structure:

```
{
  "llm_summary": "give me a query for hard negative to use it to search on google...",
  "entities_events": ["entity1", "entity2", "event1", "event2", ...]
}
```

**Rules:**

- Summary must be EXACTLY 32 words (count carefully)
- List ALL relevant entities and events
- Include technical terms, concepts, and domain-specific vocabulary
- Extract named entities (people, places, companies, technologies)
- Include temporal events and processes
- Output ONLY valid JSON, no explanations

Figure 9: Prompt used for mining hard negative documents. GPT-4o generates a search query and extracts entities to find topically similar but temporally distinct content.

**NDCG | Full Coverage.** We compute NDCG@k conditioned on full temporal coverage across all required periods:

$$\text{NDCG}_{\text{IFC}}@k = \begin{cases} \text{NDCG}@k & \text{if } \text{TC}@k = 1.0 \\ \text{NaN} & \text{otherwise.} \end{cases} \quad (5)$$

To ensure the reliability of our proposed temporal metrics, we conducted a meta-evaluation using a set of control queries and documents. Table 11 demonstrates that our intent classifier correctly identifies temporal grounding without false positives on atemporal queries. Furthermore, Table 12 and 13 confirm that our metrics correctly enforce cross-period synthesis requirements and maintain rank-sensitivity, respectively.

## C.2 Temporal Evaluation Prompts

### C.2.1 Temporal Intent Detection Prompt

We use GPT-4o to classify whether queries require temporal reasoning and identify temporal characteristics. The complete prompt is shown in Figure 12:

GPT-4o classifies the query’s temporal intent and extracts temporal keywords. Queries without temporal intent (`has_temporal_intent = false`) receive NaN for all LLM-based temporal metrics.

### C.2.2 Temporal Relevance Judgment Prompt

For queries with detected temporal intent, we use GPT-4o to judge whether each retrieved document provides temporal information. The complete prompt is shown in Figure 13:

GPT-4o outputs a binary verdict (1 = temporally relevant, 0 = not temporally relevant) with explanation. These verdicts are used to compute Temporal Precision@k and Temporal Relevance@k.

### C.2.3 Temporal Evidence Judgment Prompt

For cross-period queries requiring comparison across time periods, we use a specialized prompt that evaluates baseline and comparison period coverage. The complete prompt is shown in Figure 14:

GPT-4o judges temporal relevance and separately tracks baseline/comparison period coverage.

## Prompt for Query-Level Temporal Annotation

You are an expert in **temporal** information retrieval. Analyze ONLY the QUERY below and produce retrieval guidance and categories.

### Goals:

1. Determine whether the query is temporal and classify its intent. (1) **temporal\_intent**: one of ["when", "duration", "order", "before\_after", "ongoing\_status", "period\_definition", "timeline", "none"] (2) **query\_temporal\_signals**: phrases indicating time (e.g., "in 1914", "during", "after", "first", "since", "today", "in the 18th century") (3) **query\_temporal\_events**: ONLY time-bound events (e.g., "Battle of Hastings", "signing of Treaty X", "election of Y"). Exclude generic actions unless anchored in time.
2. Provide a compact, specific plan to retrieve **temporal** evidence.
3. Identify time anchors, expected granularity, and sanity checks.

**Allowed temporal reasoning classes** (choose one primary, optional secondaries):

- "event\_analysis\_and\_localization"
- "time\_period\_contextualization"
- "event\_verification\_and\_authenticity"
- "sources\_methods\_and\_documentation"
- "materials\_artifacts\_and\_provenance"
- "trends\_changes\_and\_cross\_period"
- "origins\_evolution\_comparative\_analysis"
- "historical\_misinterpretation\_or\_reenactment"
- "causation\_analysis"
- "artifact\_verification"
- "historical\_attribution\_and\_context"

**CRUCIAL RULES:** (1) Use only the QUERY content (do NOT assume any passage). (2) All arrays must be present even if empty. Use "" for missing strings. (3) Return ONLY one JSON object with EXACT keys and value types below.

### JSON schema to output:

```
{
  "is_temporal_query": true,
  "temporal_intent": "when",
  "query_temporal_signals": ["..."],
  "query_temporal_events": ["..."],
  "query_summary": "summary of the query <=50 words",
  "temporal_reasoning_class_primary": "time_period_contextualization",
  "temporal_reasoning_class_secondary": ["materials_artifacts_and_provenance"],
  "retrieval_reasoning": "explanation of how to retrieve temporal evidence",
  "retrieval_plan": [
    {"step": 1, "action": "..."},
    {"step": 2, "action": "..."}
  ],
  "key_time_anchors": ["..."],
  "expected_granularity": "date",
  "quality_checks": ["cross-check dates from multiple sources", "prefer primary/authoritative sources"]
}
```

**QUERY:**  
{query}

Figure 10: Query-level temporal annotation prompt. The model identifies temporal intent, signals, and reasoning classes, and generates a step-wise retrieval plan.



### Prompt for Passage-Level Temporal Annotation

You are an expert annotator for **temporal** information retrieval.  
Given a QUERY and a PASSAGE, do BOTH of the following:

**1) Extract TEMPORAL info from the PASSAGE only:**

- **passage\_temporal\_signals**: time cues (e.g., "in 1914", "during the 18th century", "after the treaty")
- **passage\_temporal\_events**: ONLY time-bound events (battle/treaty/reign/election/founding). Exclude non-temporal events.
- **time\_mentions**: explicit or relative expressions (years, dates, centuries, eras, "after X", "during Y")
- **time\_scope\_guess**:
  - **start\_iso**: ISO-like if visible (YYYY or YYYY-MM or YYYY-MM-DD), else ""
  - **end\_iso**: same format; "" if none
  - **granularity**: one of ["date", "month", "year", "decade", "century", "multicentury", "unknown"]
- **tense\_guess**: one of ["past", "present", "future", "mixed", "unknown"]
- **confidence**: 0.0–1.0

**CRUCIAL RULES:**

- Do NOT output any query-level fields here (no `is_temporal_query`, `temporal_intent`, etc.).
- Return empty lists (not null) when nothing is found.
- Return ONLY one JSON object with EXACT keys and value types below.

**JSON schema to output:**

```
{
  "passage_temporal_signals": [...],
  "passage_temporal_events": [...],
  "time_mentions": [...],
  "time_scope_guess": {"start_iso": "", "end_iso": "", "granularity": "unknown"},
  "tense_guess": "past",
  "confidence": 0.0
}
```

**QUERY:**

```
{query}
```

**PASSAGE:**

```
{passage}
```

Figure 11: Passage-level temporal annotation prompt. The model extracts temporal signals, events, and estimates the ISO time scope of the retrieved passage.

These judgments enable computation of Temporal Coverage@k and NDCG | Full Coverage metrics, which are critical for evaluating cross-period temporal reasoning.

### C.3 Detailed Temporal Metrics

This section presents detailed per-domain results for the four temporal metrics introduced in Section C.1. All metrics are computed at rank 10 ( $k=10$ ) and averaged across temporal queries within each domain. Values are reported as percentages, with best results in **bold** and second-best underlined.

#### C.3.1 Temporal Precision@10

Temporal Precision@10 (TP@10) measures the position-weighted precision of temporally relevant documents, rewarding systems that rank temporal evidence higher. Table 7 shows per-domain performance. Reasoning models (DiVeR, ReasonIR) consistently achieve the highest scores across most domains, with particularly strong performance in History (55.8%, 57.9%), Politics (57.6%, 58.2%), and Law (56.4%, 65.0%). BM25 struggles across all domains, with particularly poor performance in Monero (40.0%) and Quant (29.1%), domains characterized by technical jargon and evolving ter-

### Prompt for Temporal Intent Detection

Analyze if this query requires temporal reasoning to answer correctly.

**Query:** "{query}"

Temporal queries ask about:

- WHEN something happened (specific time/date)
- HOW LONG something takes/lasts (duration)
- RECENT events or changes (recency)
- Changes OVER TIME (temporal evolution)
- BEFORE/AFTER relationships (temporal ordering)

Respond ONLY with valid JSON in this exact format:

```
{
  "has_temporal_intent": true/false,
  "temporal_keywords": ["keyword1", "keyword2"],
  "temporal_focus": "duration" or "specific_time" or "recency" or "change_over_time" or "none"
}
```

**Examples:**

Query: "When did Bitcoin Core introduce pruning?"

Output: {"has\_temporal\_intent": true, "temporal\_keywords": ["when", "introduce"], "temporal\_focus": "specific\_time"}

Query: "How long does Bitcoin Core store forked chains?"

Output: {"has\_temporal\_intent": true, "temporal\_keywords": ["how long", "store"], "temporal\_focus": "duration"}

Query: "What are recent developments in Bitcoin storage?"

Output: {"has\_temporal\_intent": true, "temporal\_keywords": ["recent", "developments"], "temporal\_focus": "recency"}

Query: "What is Bitcoin Core?"

Output: {"has\_temporal\_intent": false, "temporal\_keywords": [], "temporal\_focus": "none"}

Now analyze: "{query}"

Figure 12: Temporal intent detection prompt. The LLM judge classifies whether a query requires temporal reasoning and identifies specific temporal keywords.

minology that keyword matching cannot capture effectively.

### C.3.2 Temporal Relevance@10

Temporal Relevance@10 (TR@10) measures the proportion of retrieved documents that contain temporal information relevant to the query. Table 8 reveals substantial variation across domains. DiVeR achieves the highest average at 41.3%, with particularly strong performance in HSM (39.3%) and Law (38.5%). Notably, the Quant domain proves extremely challenging, with even DiVeR achieving only 10.8% temporal relevance, suggesting that financial queries may require specialized temporal reasoning patterns. The large gap between reasoning models (38–41%) and sparse retrieval (11.1%) underscores the importance of understanding query semantics for identifying temporal information needs.

### C.3.3 Temporal Coverage@10

Temporal Coverage@10 (TC@10) evaluates whether systems retrieve evidence from both the baseline and comparison time periods for cross-period queries. Table 9 shows that ReasonIR and DiVeR achieve the highest average coverage (72.4%, 71.4%), yet still fail to provide complete temporal evidence for approximately 30% of cross-period queries. Domain variation is substantial: Law achieves 84.6% coverage (ReasonIR), while Quant reaches only 38.2% (ReasonIR), a 46-point gap. This suggests that legal and policy domains may have more structured temporal discourse patterns that facilitate cross-period retrieval, while financial and quantitative analysis requires more sophisticated temporal reasoning.

### C.3.4 NDCG | Full Coverage@10

NDCG|Full Coverage@10 evaluates ranking quality specifically for queries where complete temporal evidence (both baseline and comparison peri-

### Prompt for Temporal Relevance Judgment

Judge if a retrieved document helps answer the TEMPORAL aspects of a query.

**Query:** "{query}"

**Temporal Focus:** {temporal\_focus}

**Document:**

{document}

**Question:** Does this document provide information that DIRECTLY helps answer the temporal aspects of the query?

**Guidelines:**

- Verdict = 1 if document contains temporal information (dates, durations, time periods, temporal sequences)
- Verdict = 0 if document lacks temporal information even if generally relevant
- For "when" queries: document must mention specific times/dates
- For "how long" queries: document must mention durations/time periods
- For "recent" queries: document must mention recency or recent dates
- Be STRICT: generic facts without temporal markers are NOT temporally relevant

Respond ONLY with valid JSON:

```
{
  "verdict": 1 or 0,
  "reason": "brief explanation",
  "temporal_contribution": "what temporal information provided, or 'none'"
}
```

Figure 13: Temporal relevance judgment prompt. Used to compute Temporal Precision and Relevance by determining if a document addresses specific temporal aspects of the query.

ods) is retrieved in the top-10 results. Table 10 reveals that E5 achieves the highest average score (33.4%), closely followed by DiVeR (32.5%). Interestingly, while reasoning models excel at ensuring temporal coverage (previous subsection), E5 produces superior rankings when all necessary evidence happens to be retrieved. This suggests complementary strengths: reasoning models better identify what temporal evidence is needed across time periods, while dense retrievers may better distinguish relevance gradations among temporally appropriate documents. Domain-specific patterns mirror those in standard NDCG@10, with Law (40.5%, E5) and Workplace (34.4%, E5) showing strong performance, while technically complex domains like Monero (7.0%, DiVeR) remain challenging even with complete temporal coverage.

#### C.3.5 Discussion of Metric Utility

Standard metrics like NDCG measure topical relevance but are often "temporally blind." For example, in a query regarding Bitcoin's evolution from 2017 to 2024, a BM25 retriever might achieve a high NDCG by returning several documents about Bitcoin from 2015. However, our TC metric would

assign a low score (0.0 or 0.5) because the retrieved evidence fails to span the required comparison periods. This meta-evaluation proves that our metrics capture a unique dimension of retrieval quality essential for RAG systems in technical and evolving domains.

#### C.4 Metric Validation and Meta-Evaluation

To validate the scientific rigor of our proposed metrics—Temporal Precision (TP) and Temporal Coverage (TC)—we performed a meta-evaluation using a suite of "golden cases." These cases test the intent detection, temporal synthesis requirements, and mathematical stability of the LLM-as-judge framework.

##### C.4.1 Intent and Cross-Period Gating

Table 11 illustrates the system's ability to distinguish between different temporal needs. Notably, the system correctly identifies atemporal technical definitions (e.g., "What is a Merkle tree?") as having no temporal intent, preventing the inflation of metrics on non-temporal data. It also successfully identifies queries requiring cross-period analysis (e.g., "since 2017").

### Prompt for Temporal Evidence Judgment (Cross-Period Queries)

You are grading retrieved documents for a temporal trend/change query that needs cross-period evidence.

**Query:** "{query}"

**Temporal Focus:** {temporal\_focus}

**Baseline anchor period:** {baseline\_anchor}

**Comparison/current anchor period:** {comparison\_anchor}

**Document:**

{document}

Decide:

1. **verdict:** 1 if the document DIRECTLY helps answer the temporal aspects of the query (contains relevant temporal info), else 0.
2. **covers\_baseline:** true if the document contains evidence about the BASELINE anchor period.
3. **covers\_comparison:** true if the document contains evidence about the COMPARISON/current anchor period.

#### Strictness rules:

- A random date not related to the anchors does NOT count.
- "Currently/as of 2023/recent years" can count for comparison coverage if relevant.
- Baseline coverage should connect to the baseline anchor period (e.g., around 2017).

Return ONLY valid JSON:

```
{
  "verdict": 1 or 0,
  "reason": "brief explanation",
  "temporal_contribution": "what temporal information provided, or 'none'",
  "covers_baseline": true/false,
  "covers_comparison": true/false
}
```

Figure 14: Cross-period temporal evidence judgment prompt. Used to compute Temporal Coverage by verifying if documents cover both baseline and comparison periods.

## C.4.2 Temporal Coverage Synthesis

Table 12 demonstrates how the TC metric enforces evidence synthesis. A retriever cannot achieve a perfect score by simply finding historical or current data in isolation; it must provide a set of documents that cover both the baseline and comparison periods.

## C.4.3 Ranking and Mathematical Stability

Table 13 confirms the rank-sensitivity of our Temporal Precision metric. By applying a position-weighted calculation, the metric appropriately rewards systems that surface temporally relevant evidence at higher ranks.

## D Temporal signals Ablation Analysis

### D.1 Performance Degradation by Domain

Table 14 shows the performance change (in NDCG@10 points) when temporal signals are removed from queries. Positive values indicate degradation;

negative values (in blue) indicate improvement. Models with smaller positive values demonstrate better robustness to missing temporal information. Notably, several model-domain combinations show improved performance when temporal signals are removed, suggesting that explicit temporal phrases may sometimes introduce noise. BM25 shows remarkably stable performance across domains (average +0.4), while E5 shows the highest average degradation (+3.4), with particularly large drops on Cardano (+10.3) and Genealogy (+6.3).

### D.2 Per-Domain Results by Query Variant

This section presents complete per-domain NDCG@10 results for each query variant, enabling analysis of domain-specific sensitivity to temporal information.

#### D.2.1 Baseline (Original Queries)

Results using original TEMPO queries containing natural temporal expressions, topical content, and



Domain	BM25	BGE	Contriever	DiVeR	E5	GritLM	Inst-L	Qwen	Rader	ReasonIR	SBERT
<i>Blockchain</i>											
<b>Bitcoin</b>	26.2	52.7	42.3	<b>61.2</b>	55.9	55.6	52.8	41.9	50.5	<u>56.4</u>	52.1
<b>Cardano</b>	27.2	49.6	37.1	<b>56.5</b>	49.9	50.6	44.1	44.4	46.4	50.1	<u>52.2</u>
<b>Iota</b>	10.0	21.2	21.6	19.7	<u>29.8</u>	19.5	23.7	9.5	12.0	27.3	<b>32.9</b>
<b>Monero</b>	12.7	40.0	29.9	<b>47.7</b>	40.3	<u>45.5</u>	36.2	30.2	34.8	42.3	32.5
<i>Social Sci.</i>											
<b>Economics</b>	17.5	50.3	44.7	<b>63.8</b>	<u>56.3</u>	48.8	50.7	44.5	45.4	50.4	44.6
<b>Law</b>	41.9	56.4	56.5	<b>65.8</b>	60.4	58.2	54.9	57.3	50.4	<u>61.2</u>	60.6
<b>Politics</b>	39.0	57.6	55.6	<b>64.4</b>	61.7	<u>62.7</u>	55.5	56.5	55.8	57.6	59.8
<b>History</b>	19.8	55.8	53.3	<b>64.0</b>	52.1	52.9	55.0	45.3	53.1	<u>61.8</u>	56.5
<i>Applied</i>											
<b>Quant</b>	16.9	29.1	29.3	33.8	<b>41.8</b>	31.3	29.0	33.2	33.4	<u>39.3</u>	32.3
<b>Travel</b>	29.3	56.6	53.7	<b>64.7</b>	55.8	56.0	<u>62.9</u>	45.8	51.4	57.8	54.1
<b>Workplace</b>	14.3	49.6	47.2	51.6	<b>53.2</b>	46.7	<u>49.5</u>	44.4	46.3	44.0	<u>51.8</u>
<b>Genealogy</b>	19.6	43.3	43.4	<b>58.3</b>	47.9	50.2	44.7	47.0	48.7	<u>51.8</u>	46.5
<i>STEM</i>											
<b>HSM</b>	31.6	62.7	53.1	<b>67.7</b>	59.1	61.6	60.1	51.9	52.6	61.5	<u>63.8</u>
<b>Avg.</b>	24.0	53.7	49.6	<b>62.0</b>	53.5	53.8	53.1	46.2	50.6	<u>57.4</u>	54.1

Table 7: TP@10 across all domains (grouped by category). Best in **bold**, second best underlined.

reasoning requirements. These serve as the reference point for comparing other query variants.

### D.2.2 Strip (Temporal Signals Removed)

Results after removing explicit temporal signals (dates, temporal phrases) from queries while preserving topical content. Most models show modest degradation (1.6-3.4 points on average), with some domain-specific improvements indicating temporal signals may introduce noise in certain contexts.

### D.2.3 Temporal-Only (Only Temporal Information Retained)

Results using only temporal information (time anchors, temporal events) with topical content removed. All models experience substantial performance drops (DiVeR: 32.0→17.7), demonstrating that temporal reasoning requires grounding in topical context.

### D.2.4 Normalized (Explicit Temporal Intent Tags)

Results with explicit temporal intent tags (e.g., "TEMPORAL\_INTENT=when; ANCHORS=[2015, 2023]") appended to original queries. ReasonIR shows dramatic improvement to 35.3 NDCG@10 (+8.0 points), while other models show minimal change, indicating that structured temporal metadata benefits instruction-tuned reasoning models specifically.

## E Temporal Reasoning Class Definitions

TEMPO queries are categorized into 10 temporal reasoning classes based on the type of temporal inference required. Each class represents distinct patterns of temporal information needs commonly encountered in technical and academic domains.

### E.1 Event Analysis and Localization (624 queries, 36.1%)

Queries requiring identification of when specific events occurred and understanding their temporal context. These queries ask about the timing of technical developments, policy implementations, historical incidents, or procedural changes. Examples: "When did Bitcoin Core introduce transaction pruning?", "When was the first recorded use of proof-of-work in cryptocurrency?"

### E.2 Time Period Contextualization (365 queries, 21.1%)

Queries requiring situating phenomena, practices, or concepts within specific historical or contemporary time periods. These queries seek to understand what existed, was practiced, or was true during a particular era. Examples: "What consensus mechanisms were available before 2015?", "How were international borders managed during the Cold War era?"

Domain	BM25	BGE	Contriever	DiVeR	E5	GritLM	Inst-L	Qwen	Rader	ReasonIR	SBERT
<i>Blockchain</i>											
<b>Bitcoin</b>	14.9	38.3	30.7	<b>47.3</b>	39.5	39.8	38.0	29.8	33.7	<u>40.1</u>	37.6
<b>Cardano</b>	13.0	31.1	20.2	<b>39.8</b>	35.2	<u>35.9</u>	29.8	29.1	32.8	33.0	31.3
<b>Iota</b>	1.0	6.0	5.0	<u>7.0</u>	7.0	6.0	5.0	5.0	2.0	7.0	<b>8.0</b>
<b>Monero</b>	6.4	23.7	18.0	<b>30.5</b>	25.0	<u>28.4</u>	22.7	18.2	23.9	26.4	19.6
<i>Social Sci.</i>											
<b>Economics</b>	9.2	31.1	26.4	<b>39.5</b>	32.9	33.8	30.7	27.9	29.4	<u>35.5</u>	32.6
<b>Law</b>	17.9	38.5	30.9	<b>43.0</b>	36.7	38.2	36.1	38.2	33.3	<u>42.1</u>	36.1
<b>Politics</b>	16.2	30.9	28.7	<u>36.1</u>	31.3	<b>36.7</b>	31.1	29.5	30.3	33.8	31.2
<b>History</b>	8.9	36.9	34.5	<b>44.7</b>	29.4	35.8	36.9	29.7	34.7	<u>43.5</u>	38.3
<i>Applied</i>											
<b>Quant</b>	3.5	10.8	10.8	12.7	<b>14.2</b>	12.0	10.0	9.6	11.9	<u>13.1</u>	11.5
<b>Travel</b>	14.7	37.4	37.6	<b>45.4</b>	40.5	39.2	<u>40.7</u>	28.6	35.5	37.5	37.8
<b>Workplace</b>	3.7	<u>27.8</u>	18.5	<b>28.9</b>	21.9	25.6	26.7	19.3	26.7	26.3	24.4
<b>Genealogy</b>	10.5	25.8	24.6	<b>35.4</b>	28.4	26.8	25.7	29.3	29.5	<u>30.2</u>	27.8
<i>STEM</i>											
<b>HSM</b>	15.1	39.3	31.7	<b>46.0</b>	33.8	40.8	37.3	32.7	35.0	41.8	<u>43.7</u>
<b>Avg.</b>	11.1	34.0	30.3	<b>41.3</b>	31.1	35.0	33.8	28.8	32.3	<u>38.2</u>	35.0

Table 8: TR@10 across all domains (grouped by category). Best in **bold**, second best underlined.

### E.3 Origins, Evolution, and Comparative Analysis (256 queries, 14.8%)

Queries requiring tracking how concepts, technologies, policies, or practices emerged and evolved over time, often comparing earlier and later forms. These queries examine historical development, incremental changes, and evolutionary patterns. Examples: "How has Bitcoin's block size debate evolved since 2015?", "How did voting systems change from the 19th to 21st century?"

### E.4 Trends, Changes, and Cross-Period Comparison (154 queries, 8.9%)

Queries requiring comparison of states, statistics, or conditions across distinct time periods, often analyzing trends or identifying changes. These queries explicitly contrast baseline and comparison periods to assess temporal shifts. Examples: "How has cryptocurrency adoption changed since 2017?", "How do current immigration policies differ from those in the 1990s?"

### E.5 Event Verification and Authenticity (115 queries, 6.6%)

Queries requiring verification of whether events occurred, validation of temporal claims, or assessment of historical accuracy. These queries seek authoritative evidence to confirm or refute temporal assertions. Examples: "Did Satoshi Nakamoto

really propose Bitcoin in 2008?", "Was there actually a treaty signed in 1648 ending the Thirty Years' War?"

### E.6 Materials, Artifacts, and Provenance (89 queries, 5.1%)

Queries requiring temporal information about physical or digital artifacts, their creation dates, provenance, or historical authenticity. These queries focus on when objects or documents were produced and their historical chain of custody. Examples: "When was this historical document dated?", "What is the earliest known manuscript of this text?"

### E.7 Other (58 queries, 3.4%)

Queries with temporal elements that do not fit the primary categories or combine multiple temporal reasoning patterns in unique ways. These represent edge cases or highly specialized temporal information needs.

### E.8 Sources, Methods, and Documentation (25 queries, 1.4%)

Queries requiring temporal information about research methods, documentation practices, or source materials used in different time periods. These queries ask about how information was recorded, preserved, or analyzed historically. Examples: "How were genealogical records maintained in

Domain	BM25	BGE	Contriever	DiVeR	E5	GritLM	Inst-L	Qwen	Rader	ReasonIR	SBERT
<i>Blockchain</i>											
<b>Bitcoin</b>	37.9	56.2	53.3	<b>67.7</b>	54.7	61.8	53.1	40.9	57.6	<u>67.2</u>	60.3
<b>Cardano</b>	25.0	54.5	41.7	<u>62.5</u>	50.0	54.5	54.2	58.3	50.0	50.0	<b>63.6</b>
<b>Iota</b>	20.0	<u>40.0</u>	20.0	20.0	<b>50.0</b>	20.0	20.0	20.0	20.0	20.0	20.0
<b>Monero</b>	28.0	42.0	32.0	44.0	34.0	<b>56.0</b>	44.0	30.0	40.0	<u>52.0</u>	34.0
<i>Social Sci.</i>											
<b>Economics</b>	36.4	68.5	64.5	<b>80.9</b>	71.8	70.5	<u>72.7</u>	72.7	68.5	70.0	65.2
<b>Law</b>	57.7	84.6	73.1	79.2	<b>88.5</b>	80.8	<u>88.5</u>	80.8	79.2	83.3	83.3
<b>Politics</b>	49.5	71.3	75.0	<u>81.2</u>	74.0	<b>82.8</b>	71.9	71.4	71.8	77.3	74.5
<b>History</b>	26.9	72.5	71.8	<u>75.6</u>	64.0	71.3	72.0	61.7	70.1	<b>79.6</b>	73.4
<i>Applied</i>											
<b>Quant</b>	21.9	38.2	32.4	44.1	46.7	46.4	34.4	41.2	<b>53.1</b>	<u>53.1</u>	38.2
<b>Travel</b>	34.8	40.9	39.6	43.8	43.5	45.7	45.7	44.0	37.5	<u>47.6</u>	<b>50.0</b>
<b>Workplace</b>	0.0	36.4	31.8	36.4	36.4	27.3	25.0	<u>40.0</u>	<b>40.9</b>	<u>27.8</u>	31.8
<b>Genealogy</b>	17.6	45.5	50.0	55.6	51.5	50.0	54.5	48.5	<b>61.8</b>	57.4	<u>58.8</u>
<i>STEM</i>											
<b>HSM</b>	41.8	82.4	75.0	83.3	74.1	<b>85.5</b>	84.3	78.2	81.2	<u>84.5</u>	78.3
<b>Avg.</b>	32.8	66.1	64.1	<u>71.4</u>	63.2	69.1	66.9	61.0	66.1	<b>72.4</b>	67.2

Table 9: TC@10 across all domains (grouped by category). Best in **bold**, second best underlined.

the 18th century?", "What statistical methods were available to economists in the 1960s?"

### E.9 Causation Analysis (23 queries, 1.3%)

Queries requiring identification of temporal cause-effect relationships, understanding what events or conditions led to specific outcomes. These queries explicitly probe causal chains with temporal dimensions. Examples: "What caused the Bitcoin price surge in 2017?", "What events led to the 2008 financial crisis?"

### E.10 Historical Attribution and Context (21 queries, 1.2%)

Queries requiring attribution of ideas, inventions, or discoveries to specific individuals or groups within temporal context. These queries ask about who did what when and under what historical circumstances. Examples: "Who first proposed the concept of blockchain and when?", "Which mathematician first proved this theorem in the 19th century?"

Domain	BM25	BGE	Contriever	DiVeR	E5	GritLM	Inst-L	Qwen	Rader	ReasonIR	SBERT
<i>Blockchain</i>											
<b>Bitcoin</b>	4.3	6.4	13.0	13.7	<b>16.0</b>	<u>15.6</u>	10.1	4.3	12.7	12.3	11.8
<b>Cardano</b>	0.0	22.8	4.8	27.1	<b>34.0</b>	0.0	13.8	<u>27.1</u>	16.3	14.2	17.1
<b>Iota</b>	39.0	38.4	58.6	<u>63.7</u>	41.4	58.6	63.7	13.0	0.0	<b>83.2</b>	63.7
<b>Monero</b>	3.6	7.0	10.7	13.9	<u>16.8</u>	15.9	15.9	12.3	10.4	<b>17.2</b>	14.5
<i>Social Sci.</i>											
<b>Economics</b>	11.2	11.4	16.8	<u>22.5</u>	<b>28.0</b>	18.6	14.1	16.9	17.6	18.0	11.4
<b>Law</b>	21.1	40.5	30.1	<b>48.6</b>	31.8	35.3	32.5	35.4	<u>40.6</u>	35.0	36.2
<b>Politics</b>	43.4	30.3	36.5	<u>43.9</u>	<b>53.7</b>	39.8	33.7	43.3	36.3	36.4	36.8
<b>History</b>	19.3	28.5	28.4	<b>33.8</b>	29.2	26.5	27.7	32.7	27.5	<u>33.4</u>	28.9
<i>Applied</i>											
<b>Quant</b>	0.0	19.0	24.9	<u>30.1</u>	16.8	14.9	19.0	18.7	<b>34.4</b>	18.3	22.1
<b>Travel</b>	0.0	21.3	17.9	<u>24.8</u>	20.4	21.2	21.8	18.4	<b>36.7</b>	9.5	22.7
<b>Workplace</b>	–	34.4	34.0	30.0	<u>47.8</u>	40.3	27.7	<b>56.0</b>	32.5	19.1	38.8
<b>Genealogy</b>	27.8	<u>33.3</u>	28.6	<b>34.1</b>	33.0	20.0	30.5	27.0	21.2	32.5	26.4
<i>STEM</i>											
<b>HSM</b>	26.9	22.2	15.9	27.7	<b>33.1</b>	<u>28.4</u>	24.1	24.1	19.6	20.0	24.6
<b>Avg.</b>	22.5	25.3	26.2	<u>32.5</u>	<b>33.4</b>	27.2	25.8	29.9	26.1	28.8	26.9

Table 10: NDCG@10 across all domains (grouped by category). Best in **bold**, second best underlined.

Table 11: Validation of Temporal Intent and Cross-Period Classification Logic.

Query Example	Detected Intent	Cross-Period
How have Bitcoin fees changed since 2017?	change_over_time	<b>True</b>
What is a Merkle tree?	none	False
Who was the president in 1920?	specific_time	False
Recent evolution of the Lightning Network.	change_over_time	<b>True</b>

Table 12: Temporal Coverage (TC) Decision Matrix for Trend Analysis Queries.

Document Type	Covers Baseline	Covers Comparison	TC Score
Baseline Only	True	False	0.500
Comparison Only	False	True	0.500
Both (Full Coverage)	True	True	<b>1.000</b>

Table 13: Mathematical Weighting of Temporal Precision (TP) at  $k = 5$ .

Scenario	Verdict Array	Temporal Precision
Rank 1 Hit	[1, 0, 0, 0, 0]	<b>1.000</b>
Rank 5 Hit	[0, 0, 0, 0, 1]	0.200
Double Hit (Top)	[1, 1, 0, 0, 0]	1.000



Domain	BM25	BGE	Contriever	DiVeR	E5	GritLM	Inst-L	Qwen	Rader	ReasonIR	SBERT	SFR
<i>Blockchain</i>												
Bitcoin	+0.8	+2.3	+1.5	+0.3	+0.9	+2.2	-0.1	-0.8	+0.6	+2.7	+2.2	+0.7
Cardano	+3.8	-1.2	+2.8	+0.7	+10.3	+4.7	+0.2	+3.5	-2.6	-0.7	+0.0	+4.8
Iota	-7.5	+4.2	+8.7	+6.8	+5.8	+7.1	+3.8	+5.9	-0.8	+8.9	+3.3	+5.7
Monero	+0.1	+1.4	+0.5	+0.5	+2.7	+0.8	+2.9	+0.8	+5.1	+2.7	+1.4	+2.0
<i>Social Sci.</i>												
Economics	+1.4	+1.0	+2.2	+1.6	+2.1	+3.5	+1.9	+0.9	+3.1	+0.7	+0.3	+1.5
Law	+3.8	+8.5	+6.0	-0.2	+4.4	+0.4	+3.1	+3.6	+4.7	+0.3	+3.7	+3.0
Politics	+1.9	+1.7	+1.0	+0.4	+2.3	+0.4	-0.3	+0.6	+1.8	+2.4	+1.0	+1.1
History	+0.4	+2.1	+1.1	+2.4	+1.7	+1.9	+0.9	+1.8	+1.9	+1.9	+1.8	+2.0
<i>Applied</i>												
Quant	-0.1	+1.8	+0.4	+4.2	+1.3	+2.3	+1.9	+1.3	+6.9	+3.4	+0.7	+2.3
Travel	+0.1	+2.9	+2.1	+1.1	+2.5	+0.8	+1.6	-0.0	+4.0	+0.2	+0.7	+1.6
Workplace	+0.2	+2.2	+1.0	+1.8	+1.9	+2.5	+0.6	-0.0	+3.7	-1.9	+3.8	-0.5
Genealogy	-0.3	+3.0	+3.4	+5.4	+6.3	+2.0	+2.8	+1.2	+2.3	+4.4	+0.7	+2.3
<i>STEM</i>												
HSM	+0.5	+2.9	+2.0	+2.0	+2.7	+2.2	+1.3	+2.0	+0.5	+2.9	+1.6	+1.9
Avg.	+0.4	+2.5	+2.5	+2.1	+3.4	+2.4	+1.6	+1.6	+2.4	+2.1	+1.6	+2.2

Table 14: Performance degradation (Baseline - Strip) in NDCG@10 points across domains. Positive values indicate performance drop when temporal signals are removed. Best retention (smallest drop) in **bold**.

Domain	BM25	BGE	Contriever	DiVeR	E5	GritLM	Inst-L	Qwen	Rader	ReasonIR	SBERT	SFR
<i>Blockchain</i>												
Bitcoin	6.2	14.4	13.3	17.4	16.3	<b>19.1</b>	15.7	11.4	14.9	16.4	14.3	<u>17.6</u>
Cardano	13.4	13.1	12.1	<u>29.3</u>	<b>35.7</b>	21.7	14.6	20.6	18.6	22.9	21.4	28.1
Iota	9.7	36.1	38.3	38.2	<u>41.7</u>	36.6	34.3	28.6	19.2	<b>41.8</b>	33.2	37.1
Monero	2.8	14.5	9.9	20.3	20.0	14.7	16.9	11.0	<u>21.0</u>	19.7	15.1	<b>23.7</b>
<i>Social Sci.</i>												
Economics	5.8	12.6	16.3	<b>27.8</b>	<u>25.0</u>	17.2	17.5	17.1	22.7	20.0	15.3	21.9
Law	12.7	31.9	28.1	<u>40.4</u>	34.0	38.3	37.3	32.0	33.5	38.0	33.8	<b>40.8</b>
Politics	32.7	28.2	31.6	<u>45.5</u>	<b>47.9</b>	41.4	32.6	38.1	32.4	35.4	34.6	44.9
History	9.2	27.4	26.5	<b>34.5</b>	28.7	27.3	28.5	25.6	25.8	<u>34.4</u>	28.7	32.4
<i>Applied</i>												
Quant	2.5	11.7	11.1	<u>27.2</u>	13.8	21.6	14.6	12.7	<b>27.8</b>	19.5	15.7	16.8
Travel	4.6	23.8	23.7	26.8	<u>28.3</u>	25.0	25.0	22.0	26.1	21.5	27.3	<b>29.7</b>
Workplace	6.2	27.2	23.9	<b>42.6</b>	32.9	30.8	36.2	30.3	<u>36.6</u>	30.0	34.6	31.6
Genealogy	13.3	22.0	24.9	<b>35.6</b>	<u>33.5</u>	26.9	24.6	25.3	18.7	30.3	23.5	31.7
<i>STEM</i>												
HSM	21.2	23.2	18.9	31.0	<b>37.7</b>	33.4	24.4	21.3	16.9	24.7	26.1	<u>33.5</u>
Avg.	10.8	22.0	21.4	<b>32.0</b>	<u>30.4</u>	27.2	24.8	22.8	24.2	27.3	24.9	30.0

Table 15: NDCG@10 for Baseline query variant across all domains. Best in **bold**, second best underlined.

Table 16: NDCG@10 for Strip query variant across all domains. Best in **bold**, second best underlined.

Domain	BM25	BGE	Contriever	DiVeR	E5	GritLM	Inst-L	Qwen	Rader	ReasonIR	SBERT	SFR
<i>Blockchain</i>												
<b>Bitcoin</b>	5.4	12.1	11.8	<b>17.1</b>	15.5	16.9	15.7	12.2	14.3	13.6	12.0	<u>16.9</u>
<b>Cardano</b>	9.6	14.3	9.3	<b>28.5</b>	<u>25.4</u>	17.1	14.4	17.1	21.3	23.6	21.4	23.3
<b>Iota</b>	17.2	31.8	29.6	31.4	<b>35.9</b>	29.5	30.5	22.7	20.0	<u>32.9</u>	29.9	31.4
<b>Monero</b>	2.7	13.1	9.4	<u>19.8</u>	17.3	13.9	14.0	10.2	16.0	17.0	13.6	<b>21.7</b>
<i>Social Sci.</i>												
<b>Economics</b>	4.4	11.6	14.1	<b>26.1</b>	<u>22.9</u>	13.7	15.5	16.2	19.6	19.3	15.1	20.4
<b>Law</b>	8.9	23.4	22.1	<b>40.6</b>	<u>29.7</u>	<u>38.0</u>	34.3	28.5	28.8	37.6	30.1	37.8
<b>Politics</b>	30.8	26.5	30.7	<u>45.1</u>	<b>45.5</b>	40.9	32.9	37.5	30.6	33.1	33.6	43.9
<b>History</b>	8.8	25.3	25.4	<u>32.1</u>	27.0	25.4	27.6	23.8	24.0	<b>32.5</b>	26.9	30.3
<i>Applied</i>												
<b>Quant</b>	2.6	9.9	10.7	<b>22.9</b>	12.5	19.3	12.8	11.4	<u>20.9</u>	16.1	14.9	14.6
<b>Travel</b>	4.5	20.9	21.5	<u>25.7</u>	25.7	24.2	23.4	22.0	22.1	21.2	<u>26.6</u>	<b>28.1</b>
<b>Workplace</b>	6.0	24.9	23.0	<b>40.7</b>	31.0	28.3	<u>35.6</u>	30.3	32.9	31.9	30.9	32.1
<b>Genealogy</b>	13.6	19.1	21.5	<b>30.1</b>	27.2	25.0	21.8	24.1	16.4	26.0	22.8	<u>29.4</u>
<i>STEM</i>												
<b>HSM</b>	20.7	20.2	16.9	29.0	<b>35.1</b>	31.3	23.0	19.3	16.3	21.8	24.5	<u>31.5</u>
<b>Avg.</b>	10.4	19.5	18.9	<b>29.9</b>	27.0	24.9	23.2	21.2	21.8	25.1	23.3	<u>27.8</u>

Table 17: NDCG@10 for Temporal-Only query variant across all domains. Best in **bold**, second best underlined.

Domain	BM25	BGE	Contriever	DiVeR	E5	GritLM	Inst-L	Qwen	Rader	ReasonIR	SBERT	SFR
<i>Blockchain</i>												
<b>Bitcoin</b>	4.3	5.9	6.1	<b>11.8</b>	9.0	8.5	7.9	6.7	6.6	8.5	6.0	<u>10.3</u>
<b>Cardano</b>	14.4	7.7	7.0	<u>15.3</u>	<b>17.8</b>	10.4	8.3	10.6	8.9	9.5	10.1	13.9
<b>Iota</b>	5.3	17.6	17.8	<b>23.7</b>	14.8	17.8	<u>22.4</u>	22.3	12.0	14.2	14.7	16.3
<b>Monero</b>	4.4	3.7	7.9	7.9	5.6	<b>12.9</b>	8.3	8.1	4.1	10.0	6.3	<u>10.7</u>
<i>Social Sci.</i>												
<b>Economics</b>	9.8	6.5	5.8	<u>16.7</u>	14.4	11.9	10.3	<b>17.3</b>	11.4	12.1	5.7	15.6
<b>Law</b>	14.2	15.7	15.6	<u>22.7</u>	15.2	23.2	18.4	<b>27.9</b>	13.5	<u>27.9</u>	13.1	20.4
<b>Politics</b>	<u>24.4</u>	9.5	9.0	23.6	22.5	22.9	16.1	22.6	9.4	13.6	9.2	<b>25.3</b>
<b>History</b>	12.4	9.8	9.6	<u>14.1</u>	8.8	13.9	13.0	<b>16.1</b>	6.1	12.3	9.0	12.9
<i>Applied</i>												
<b>Quant</b>	5.3	6.2	11.4	14.1	7.7	9.0	10.8	<b>15.9</b>	10.9	<u>14.7</u>	5.6	9.5
<b>Travel</b>	9.8	13.6	17.3	17.5	12.0	15.0	14.4	<u>17.5</u>	9.4	<b>18.1</b>	10.2	16.5
<b>Workplace</b>	8.3	6.9	7.0	<b>29.3</b>	19.1	15.6	15.5	<u>22.5</u>	12.6	17.0	3.8	21.4
<b>Genealogy</b>	12.9	11.7	10.0	15.4	<b>17.6</b>	15.2	14.3	16.9	9.5	9.6	8.9	<u>17.5</u>
<i>STEM</i>												
<b>HSM</b>	17.6	9.8	8.3	17.5	20.2	<b>21.8</b>	15.6	19.7	7.4	11.8	10.6	<u>21.4</u>
<b>Avg.</b>	11.0	9.6	10.2	<b>17.7</b>	14.2	15.2	13.5	<u>17.2</u>	9.4	13.8	8.7	16.3

Table 18: NDCG@10 for Normalized query variant across all domains. Best in **bold**, second best underlined.

Domain	BM25	BGE	Contriever	DiVeR	E5	GritLM	Inst-L	Qwen	Rader	ReasonIR	SBERT	SFR
<i>Blockchain</i>												
<b>Bitcoin</b>	6.6	13.0	12.3	13.7	14.4	<b>19.0</b>	14.3	11.2	13.4	<u>18.6</u>	13.5	16.6
<b>Cardano</b>	13.5	15.2	15.3	25.7	<u>36.4</u>	19.4	12.6	19.0	20.5	<b>41.6</b>	19.9	27.4
<b>Iota</b>	8.3	35.9	37.3	39.0	<u>41.7</u>	38.5	34.6	32.8	21.1	<b>44.7</b>	31.8	37.0
<b>Monero</b>	2.6	14.5	11.6	17.3	15.0	15.7	18.9	11.3	15.0	<b>25.2</b>	15.1	<u>22.3</u>
<i>Social Sci.</i>												
<b>Economics</b>	6.2	12.4	17.9	24.3	<u>25.0</u>	16.2	16.9	18.6	19.5	<b>32.4</b>	15.0	22.9
<b>Law</b>	12.4	31.1	28.9	36.0	29.9	<u>39.5</u>	36.9	30.5	31.6	<b>45.0</b>	29.9	38.2
<b>Politics</b>	32.8	29.0	33.3	<u>46.6</u>	<b>49.1</b>	41.5	34.0	40.1	30.9	42.6	35.2	45.9
<b>History</b>	9.4	27.1	26.3	<u>32.6</u>	25.9	27.0	28.1	25.3	19.9	<b>39.5</b>	28.1	30.7
<i>Applied</i>												
<b>Quant</b>	2.5	13.2	12.4	<u>24.9</u>	13.0	20.7	14.3	13.4	23.3	<b>26.0</b>	14.1	15.6
<b>Travel</b>	4.7	23.2	23.2	24.5	25.5	24.0	23.5	23.5	20.3	<b>29.0</b>	25.8	<u>28.8</u>
<b>Workplace</b>	7.5	26.9	26.1	<u>45.2</u>	32.3	30.1	37.7	29.8	34.8	<b>47.0</b>	30.0	31.3
<b>Genealogy</b>	13.2	21.8	26.5	32.2	<u>33.9</u>	27.5	24.6	27.3	17.7	<b>35.5</b>	22.5	32.9
<i>STEM</i>												
<b>HSM</b>	22.2	23.8	19.5	30.9	<b>36.7</b>	33.0	24.6	19.7	13.2	31.5	24.7	<u>34.1</u>
<b>Avg.</b>	10.9	22.1	22.4	<u>30.2</u>	29.1	27.1	24.7	23.3	21.6	<b>35.3</b>	23.5	29.5

## F Detailed Analysis & Results

### F.1 Step-wise Retrieval Results

This section presents detailed results for Task 2: Step-wise Retrieval Planning, which evaluates how effectively retrieval systems can leverage decomposed reasoning steps generated by a large language model. Given the multi-step nature of temporal reasoning queries, we investigate whether explicitly decomposing queries into intermediate reasoning steps can improve retrieval performance compared to using the original query alone.

#### F.1.1 Experimental Setup

We generate reasoning steps for each query using GPT-4o, prompting it to decompose temporal queries into logical retrieval steps. For example, a query asking “How did Bitcoin’s consensus mechanism change after the 2017 fork?” might be decomposed into steps such as: (1) identify Bitcoin’s original consensus mechanism, (2) find information about the 2017 fork event, and (3) locate documentation of post-fork consensus changes.

We evaluate three retrieval strategies that vary in how these reasoning steps are incorporated:

- **Step-Only:** Each reasoning step is used independently as the retrieval query, completely replacing the original question. This tests whether the decomposed steps contain sufficient information for retrieval without the original query context.
- **Query+Step:** The original query is concatenated with each reasoning step sequentially. Retrieval is performed for each step separately, and the final score is computed by averaging NDCG@10 across all steps. This approach preserves query context while focusing on individual reasoning components.
- **Query+All:** The original query is concatenated with all reasoning steps combined into a single augmented query. This creates a comprehensive query that includes both the original information need and all decomposed reasoning components.

#### F.1.2 Overall Performance Comparison

Figure 6 presents the average NDCG@10 across all 13 domains for each retrieval strategy. The results reveal substantial differences in how retrieval models leverage reasoning steps.

The Step-Only strategy yields the lowest performance across nearly all models, with an average NDCG@10 of 14.6 across all retrievers. This confirms that isolated reasoning steps, while logically sound, lack sufficient context for effective document retrieval. The decomposed steps often contain generic sub-queries that match many irrelevant documents, leading to poor precision. SFR achieves the best Step-Only performance at 20.7, followed closely by DiVeR (20.1) and GritLM (20.0), suggesting that larger embedding models can partially compensate for missing query context.

Both query-augmented strategies achieve substantially higher performance. Query+Step achieves an average of 26.4 NDCG@10, marginally outperforming Query+All at 25.9. This slight advantage suggests that averaging across individual step-augmented retrievals provides more robust results than combining all steps into a single dense query, potentially because the latter can introduce noise from less relevant steps.

ReasonIR demonstrates the most dramatic improvement from step-wise planning, increasing from 17.2 NDCG@10 (Step-Only) to 35.0 (Query+Step) and 35.3 (Query+All)—a gain exceeding 18 absolute points. This indicates that reasoning-enhanced retrievers are specifically designed to exploit structured reasoning information. DiVeR shows similar patterns, improving from 20.1 to 33.3 and 32.0 respectively.

In contrast, BM25 remains largely unaffected by the retrieval strategy, achieving 11.6 (Step-Only), 10.8 (Query+Step), and 10.3 (Query+All). This consistent performance across strategies confirms that lexical matching cannot effectively leverage the semantic information encoded in reasoning steps. The slight performance decrease with query augmentation may result from keyword dilution, where additional terms reduce the relative weight of critical temporal keywords.

#### F.1.3 Per-Domain Analysis

Tables 19, 20, and 21 present comprehensive per-domain results for each strategy. Several domain-specific patterns emerge from this analysis.

**Workplace Domain** This domain consistently yields the highest scores across all strategies and models. DiVeR achieves 41.0 NDCG@10 with Step-Only, increasing to 55.4 with Query+Step—the highest single-domain score in our evaluation. The structured nature of workplace-related tempo-

ral queries (e.g., policy changes, employment regulations over time) appears particularly amenable to step-wise decomposition. ReasonIR follows closely with 35.8 to 54.6 across strategies.

**Blockchain Domains** The four blockchain domains exhibit high variance in step-wise retrieval effectiveness. Iota achieves strong results across all strategies, with ReasonIR reaching 45.0 NDCG@10 on Query+All. This may reflect the relatively focused nature of Iota’s temporal evolution as a newer cryptocurrency. In contrast, Monero proves consistently challenging, with the best Query+Step result at only 30.1 (ReasonIR). Bitcoin shows moderate improvement from step augmentation (GritLM: 13.3 Step-Only → 20.2 Query+Step), while Cardano demonstrates substantial gains (ReasonIR: 10.7 → 32.3 → 41.3 across strategies).

**Social Science Domains** Politics and Law benefit substantially from query-augmented strategies. Politics reaches 51.2 NDCG@10 with E5 on Query+All, while Law achieves 45.0 with ReasonIR on the same strategy. These domains involve complex temporal reasoning about legislative changes, policy evolution, and historical political events, where explicit reasoning steps help disambiguate the information need. History shows more modest gains, with ReasonIR improving from 15.9 (Step-Only) to 38.7 (Query+Step) to 40.1 (Query+All).

**Applied Domains** Quant (quantitative finance) presents an interesting case where Rader achieves its best relative performance, reaching 36.8 NDCG@10 on Query+Step compared to 15.2 on Step-Only. This 21.6-point improvement suggests that financial temporal queries benefit significantly from structured decomposition. Travel shows consistent improvement across strategies, with SFR achieving 31.2 on both Query+Step and Query+All. Genealogy demonstrates moderate gains, with E5 reaching 38.6 on Query+Step.

**STEM Domain (HSM)** History of Science and Mathematics shows substantial improvement with query augmentation. E5 achieves 37.9 NDCG@10 on Query+All, a 22.8-point improvement over its Step-Only performance of 15.1. This domain involves tracing the evolution of scientific concepts and mathematical discoveries, where temporal decomposition helps identify relevant historical documents.

#### F.1.4 Model Architecture Insights

The results reveal systematic differences based on model architecture:

**Sparse Retrieval (BM25)** Lexical matching shows minimal sensitivity to retrieval strategy, with performance hovering around 10–12 NDCG@10 regardless of how reasoning steps are incorporated. This confirms that BM25 cannot semantically interpret reasoning steps and may suffer from keyword dilution when queries are augmented.

**Standard Dense Retrievers** Models like BGE, Contriever, and SBERT show substantial improvements with query augmentation. BGE improves from 8.3 (Step-Only) to 21.5 (Query+Step) and 23.2 (Query+All), demonstrating that even smaller dense models can leverage structured reasoning when combined with the original query context.

**Large Dense Retrievers** E5, GritLM, Qwen, and SFR achieve strong performance across strategies. E5 demonstrates consistent improvement from 18.0 to 32.1 to 31.8, while SFR shows a similar pattern from 20.7 to 33.3 to 32.0. These models have sufficient capacity to encode both the original query semantics and the additional reasoning context.

**Reasoning-Enhanced Retrievers** ReasonIR and DiVeR, specifically designed for reasoning-intensive retrieval, show the largest absolute gains from step-wise planning. ReasonIR’s improvement of 18+ points confirms that these architectures are optimized to exploit structured reasoning information. Interestingly, ReasonIR performs better on Query+All (35.3) than Query+Step (35.0), unlike most other models, suggesting it can effectively synthesize all reasoning steps simultaneously.

#### F.1.5 Implications

These results have several implications for temporal reasoning-intensive retrieval:

First, query context is essential for step-wise retrieval. Isolated reasoning steps, while logically coherent, lack the specificity needed for accurate document retrieval. Systems implementing step-wise retrieval should always maintain the original query alongside decomposed steps.

Second, the choice between Query+Step and Query+All strategies depends on the retrieval model. For most dense retrievers, Query+Step provides marginally better results, possibly because averaging across steps reduces noise from



less relevant decompositions. However, reasoning-enhanced models like ReasonIR can effectively leverage all steps simultaneously.

Third, the substantial performance gap between sparse and neural retrieval in step-wise settings (BM25: 11 vs. ReasonIR: 35) suggests that semantic understanding is crucial for interpreting reasoning steps. This gap is larger than observed in standard retrieval (Table 3), indicating that step-wise retrieval amplifies the advantage of neural approaches.

Table 19: Task 2 Step-wise Retrieval: NDCG@10 using **Step-Only** strategy (individual retrieval steps without the original query). Best in **bold**, second best underlined.

Domain	BM25	BGE	Contriever	DiVeR	E5	GritLM	Inst-L	Qwen	Rader	ReasonIR	SBERT	SFR
<i>Blockchain</i>												
<b>Bitcoin</b>	4.1	5.4	6.1	11.5	8.9	<b>13.3</b>	6.3	10.0	5.3	10.0	7.7	<u>12.1</u>
<b>Cardano</b>	9.1	4.1	1.5	11.1	<b>14.9</b>	8.4	3.3	8.6	3.6	10.7	6.6	<u>14.2</u>
<b>Iota</b>	15.1	9.7	9.4	18.5	<b>25.8</b>	16.5	14.8	23.4	6.2	6.8	9.5	<u>25.5</u>
<b>Monero</b>	7.4	3.1	11.2	12.0	5.7	<b>21.1</b>	9.8	10.7	3.7	13.3	9.0	<u>13.8</u>
<i>Social Sci.</i>												
<b>Economics</b>	8.6	5.5	7.2	<u>19.0</u>	14.4	14.5	9.1	<b>19.2</b>	8.2	13.2	7.5	18.5
<b>Law</b>	17.3	13.2	15.8	<u>26.7</u>	19.8	26.4	20.9	25.8	15.2	<b>29.4</b>	12.4	26.2
<b>Politics</b>	18.6	7.4	9.6	<u>22.9</u>	24.1	<b>25.5</b>	17.8	22.2	8.9	17.1	13.5	<u>25.0</u>
<b>History</b>	10.9	7.2	10.2	<b>19.3</b>	10.6	17.4	14.6	<u>17.7</u>	6.4	15.9	10.7	15.9
<i>Applied</i>												
<b>Quant</b>	6.0	5.7	18.5	20.9	10.7	<u>22.6</u>	9.6	21.2	15.2	<b>26.1</b>	9.9	14.4
<b>Travel</b>	6.7	9.3	15.7	19.5	17.6	<b>24.4</b>	16.7	18.2	9.3	15.3	16.1	<u>23.4</u>
<b>Workplace</b>	19.4	16.4	11.4	<b>41.0</b>	<u>38.6</u>	28.7	22.6	38.6	15.9	35.8	18.1	38.1
<b>Genealogy</b>	15.1	15.5	12.8	23.9	<b>27.1</b>	23.0	20.2	23.2	12.7	19.3	14.8	<u>26.1</u>
<i>STEM</i>												
<b>HSM</b>	12.5	5.1	6.9	14.5	15.1	<b>18.6</b>	11.9	13.5	3.5	11.3	10.3	<u>16.1</u>
<b>Avg.</b>	11.6	8.3	10.5	<u>20.1</u>	18.0	20.0	13.7	19.4	8.8	17.2	11.2	<b>20.7</b>

Table 20: Task 2 Step-wise Retrieval: NDCG@10 using **Query+Step** strategy (query concatenated with each step sequentially, then averaged across steps). Best in **bold**, second best underlined.

Domain	BM25	BGE	Contriever	DiVeR	E5	GritLM	Inst-L	Qwen	Rader	ReasonIR	SBERT	SFR
<i>Blockchain</i>												
<b>Bitcoin</b>	6.2	13.9	12.0	19.8	19.2	20.2	17.1	14.0	18.7	<u>20.7</u>	16.9	<b>20.8</b>
<b>Cardano</b>	9.7	12.6	11.0	27.1	<u>31.5</u>	18.0	13.9	20.5	21.5	<b>32.3</b>	17.7	25.5
<b>Iota</b>	13.8	31.4	29.8	31.1	41.0	33.2	35.1	<b>42.1</b>	16.9	38.7	28.1	<b>42.1</b>
<b>Monero</b>	4.2	22.4	16.0	22.9	21.1	23.7	25.2	14.2	18.5	<b>30.1</b>	19.3	<u>30.0</u>
<i>Social Sci.</i>												
<b>Economics</b>	5.8	11.1	15.6	<u>27.7</u>	26.1	17.9	16.5	24.8	22.9	<b>28.5</b>	16.6	26.1
<b>Law</b>	13.8	25.4	22.3	38.1	30.8	35.6	34.9	26.1	36.3	<b>39.0</b>	28.6	<u>38.2</u>
<b>Politics</b>	28.1	24.6	30.6	<b>48.2</b>	<u>47.8</u>	40.2	35.3	41.5	32.9	40.8	35.5	45.8
<b>History</b>	9.3	23.1	23.5	<u>34.5</u>	<u>25.7</u>	26.5	28.8	30.8	25.2	<b>38.7</b>	28.8	32.0
<i>Applied</i>												
<b>Quant</b>	1.9	16.0	13.3	33.0	19.1	23.2	20.8	23.1	<b>36.8</b>	<u>34.0</u>	17.9	24.4
<b>Travel</b>	4.5	19.8	21.3	25.0	<u>29.8</u>	27.1	26.7	24.8	23.3	<u>29.8</u>	28.2	<b>31.2</b>
<b>Workplace</b>	9.4	29.4	24.3	<b>55.4</b>	52.1	40.1	44.2	52.4	39.8	<u>54.6</u>	45.3	47.9
<b>Genealogy</b>	14.1	27.2	31.1	<b>40.0</b>	<u>38.6</u>	28.9	29.3	29.5	24.7	37.6	27.7	37.5
<i>STEM</i>												
<b>HSM</b>	20.2	22.0	17.6	30.1	<b>35.0</b>	31.6	22.3	22.6	14.2	29.8	26.2	<u>31.8</u>
<b>Avg.</b>	10.8	21.5	20.7	<u>33.3</u>	32.1	28.2	26.9	28.2	25.5	<b>35.0</b>	25.9	<u>33.3</u>

Table 21: Task 2 Step-wise Retrieval: NDCG@10 using **Query+All** strategy (query concatenated with all steps combined). Best in **bold**, second best underlined.

Domain	BM25	BGE	Contriever	DiVeR	E5	GritLM	Inst-L	Qwen	Rader	ReasonIR	SBERT	SFR
<i>Blockchain</i>												
<b>Bitcoin</b>	5.9	15.0	13.8	17.2	<u>18.3</u>	18.1	15.1	11.3	17.5	17.9	14.1	<b>18.6</b>
<b>Cardano</b>	12.1	14.8	14.7	25.5	<u>38.0</u>	24.1	16.3	19.0	19.9	<b>41.3</b>	22.1	30.7
<b>Iota</b>	8.6	33.0	39.5	37.3	<u>41.3</u>	37.1	31.8	35.0	19.2	<b>45.0</b>	32.1	39.0
<b>Monero</b>	1.7	17.7	12.4	17.6	16.2	15.6	17.6	11.1	15.5	<u>21.4</u>	14.4	<b>23.4</b>
<i>Social Sci.</i>												
<b>Economics</b>	5.5	13.8	18.9	<u>28.9</u>	27.3	18.0	19.4	24.6	24.6	<b>32.4</b>	16.8	25.0
<b>Law</b>	10.5	31.8	31.0	<u>41.8</u>	34.3	41.3	39.8	31.5	36.2	<b>45.0</b>	33.4	41.2
<b>Politics</b>	32.0	29.4	35.0	<u>47.5</u>	<b>51.2</b>	42.0	34.8	42.9	33.7	43.2	35.2	47.3
<b>History</b>	8.2	27.8	28.0	<u>33.8</u>	25.7	27.4	29.7	31.1	23.9	<b>40.1</b>	28.5	31.5
<i>Applied</i>												
<b>Quant</b>	0.6	14.6	11.5	<u>25.0</u>	16.0	21.2	16.3	15.8	<b>25.6</b>	23.9	14.5	19.3
<b>Travel</b>	5.1	25.3	25.9	<u>25.0</u>	29.4	27.7	26.9	27.8	22.3	<u>30.3</u>	27.7	<b>31.2</b>
<b>Workplace</b>	9.3	31.3	30.6	<u>50.3</u>	40.1	31.6	42.5	44.7	38.4	<b>52.5</b>	40.0	36.4
<b>Genealogy</b>	12.7	23.2	27.6	35.3	<b>37.4</b>	26.2	27.7	27.6	21.3	33.9	22.7	<u>35.6</u>
<i>STEM</i>												
<b>HSM</b>	22.1	24.4	20.9	30.9	<b>37.9</b>	32.9	24.6	22.0	12.2	32.2	24.8	<u>36.6</u>
<b>Avg.</b>	10.3	23.2	23.8	<u>32.0</u>	31.8	27.9	26.3	26.5	23.9	<b>35.3</b>	25.1	32.0

## F.2 Reasoning Class Analysis

This section provides detailed results for the reasoning class analysis presented in Section 6. We evaluate retrieval performance across 10 temporal reasoning classes derived from our taxonomy.

### F.2.1 Reasoning Class Definitions

Table 22 provides definitions for each reasoning class abbreviation used throughout this analysis.

### F.2.2 Performance Heatmap

Figure 15 presents a heatmap visualization of NDCG@10 performance across all model-class combinations. Darker colors indicate higher performance. The visualization reveals clear patterns: (1) the HAC column shows consistently higher scores across most models, (2) the TCP column shows uniformly lower performance, and (3) reasoning-enhanced models (DiVeR, ReasonIR) show more uniform performance across classes compared to the high variance observed in BM25.

### F.2.3 Detailed Results

Table 23 presents complete NDCG@10 scores for all 11 retrieval models across 10 reasoning classes. Key findings include:

- **Best overall:** DiVeR (31.5 avg) achieves the highest average performance, followed by SFR (31.1) and ReasonIR/E5 (29.2).
- **Hardest class:** TCP (Trends & Cross-Period) with an average of 17.9 across all models.
- **Easiest class:** HAC (Historical Attribution & Context) with an average of 35.6 across all models.
- **Largest performance gap:** BM25 shows a 19.0-point gap between its best (HAC: 23.3) and worst (OTH: 4.3) classes.
- **Most consistent:** DiVeR shows the smallest coefficient of variation across classes among neural models.

Table 22: Temporal reasoning class definitions and query counts.

Abbr.	Full Name	Description	Queries
EAL	Event Analysis & Localization	Identifying when specific events occurred or analyzing their temporal properties	624
TPC	Time Period Contextualization	Understanding practices, norms, or conditions within a specific historical period	365
OEC	Origins & Evolution Comparative	Tracing how concepts, technologies, or practices developed over time	256
TCP	Trends & Cross-Period Comparison	Comparing information across multiple time periods to identify changes or patterns	154
EVA	Event Verification & Authenticity	Confirming whether events occurred and verifying their temporal accuracy	115
MAP	Materials & Artifacts Provenance	Determining the origin, age, or temporal history of physical or digital artifacts	89
OTH	Other	Queries with missing, ambiguous, or rare temporal classifications	58
SMD	Sources & Methods Documentation	Locating historical documentation or methodological records from specific periods	25
CAU	Causation Analysis	Understanding temporal cause-effect relationships between events	23
HAC	Historical Attribution & Context	Attributing ideas, inventions, or actions to specific individuals and time periods	21

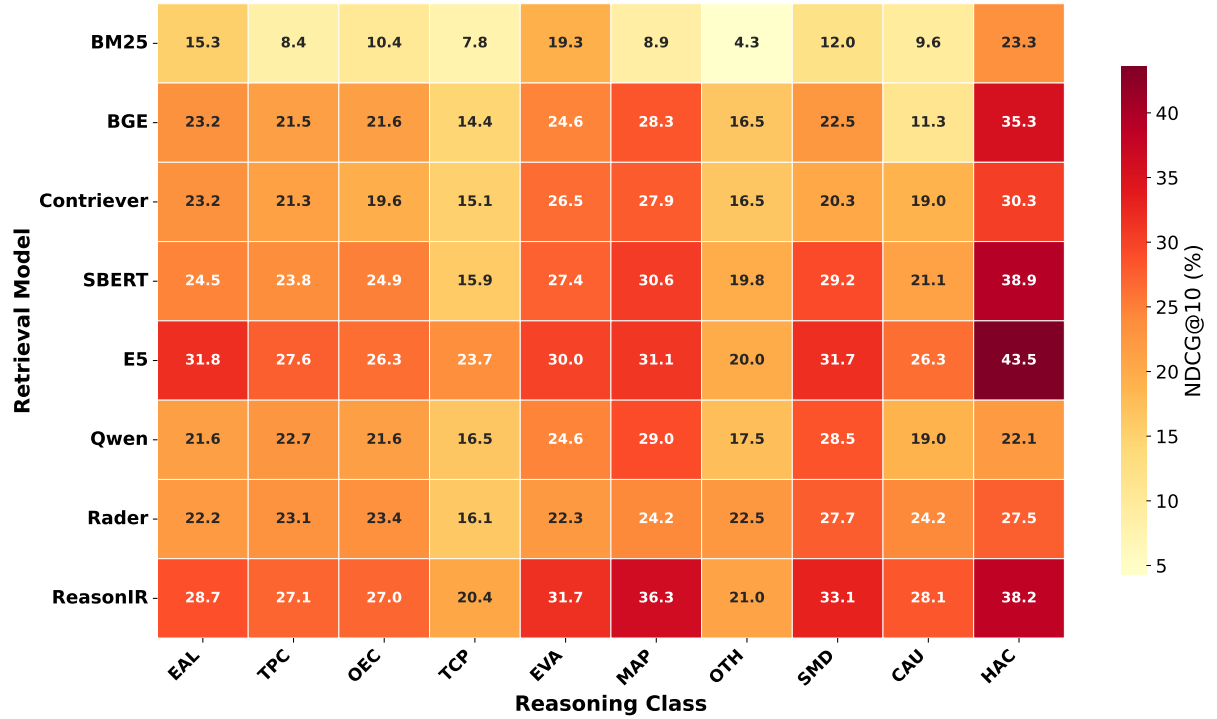


Figure 15: Heatmap of NDCG@10 performance across retrieval models and temporal reasoning classes. Darker colors indicate higher performance. DiVeR and ReasonIR show the most consistent performance across reasoning types, while BM25 exhibits high variance (4.3–23.3 range).

Model	EAL	TPC	OEC	TCP	EVA	MAP	OTH	SMD	CAU	HAC	Avg.
<i>Sparse</i>											
<b>BM25</b>	15.3	8.4	10.4	7.8	19.3	8.9	4.3	12.0	9.6	23.3	11.9
<i>Dense (&lt;1B)</i>											
<b>BGE</b>	23.2	21.5	21.6	14.4	24.6	28.3	16.5	22.5	11.3	35.3	21.9
<b>Contriever</b>	23.2	21.3	19.6	15.1	26.5	27.9	16.5	20.3	19.0	30.3	22.0
<b>SBERT</b>	24.5	23.8	24.9	15.9	27.4	30.6	19.8	29.2	21.1	38.9	25.6
<i>Dense (&gt;1B)</i>											
<b>E5</b>	31.8	27.6	26.3	<u>23.7</u>	30.0	31.1	20.0	31.7	26.3	<u>43.5</u>	29.2
<b>GritLM</b>	28.2	24.5	24.1	19.7	<u>32.5</u>	27.4	16.9	28.8	19.1	<u>40.5</u>	26.2
<b>Qwen</b>	21.6	22.7	21.6	16.5	24.6	29.0	17.5	28.5	19.0	22.1	22.3
<b>SFR</b>	<b>32.3</b>	<u>28.4</u>	26.9	23.4	32.4	34.8	21.6	<b>36.0</b>	23.7	<b>51.8</b>	<u>31.1</u>
<i>Reasoning</i>											
<b>Rader</b>	22.2	23.1	23.4	16.1	22.3	24.2	<u>22.5</u>	27.7	24.2	27.5	23.3
<b>DiVeR</b>	31.2	<b>31.8</b>	<b>28.0</b>	<b>23.9</b>	<b>35.8</b>	<b>38.1</b>	<b>24.3</b>	<u>33.7</u>	<u>27.4</u>	40.7	<b>31.5</b>
<b>ReasonIR</b>	28.7	27.1	<u>27.0</u>	20.4	31.7	<u>36.3</u>	21.0	33.1	<b>28.1</b>	38.2	29.2

Table 23: NDCG@10 performance across temporal reasoning classes. Models are evaluated on 10 reasoning classes: EAL=Event Analysis & Localization (624), TPC=Time Period Contextualization (365), OEC=Origins & Evolution Comparative (256), TCP=Trends & Cross-Period Comparison (154), EVA=Event Verification & Authenticity (115), MAP=Materials & Artifacts Provenance (89), OTH=Other (58), SMD=Sources & Methods Documentation (25), CAU=Causation Analysis (23), HAC=Historical Attribution & Context (21). The “Other” category includes queries with missing or rare classifications. Best score per class in **bold**, second best underlined.



### F.3 LLM Query Reformulation Analysis

This section provides detailed methodology and results for the query reformulation experiments presented in Section 6.

#### F.3.1 Motivation

Recent work on reasoning-intensive retrieval (Su et al., 2024) has shown that augmenting queries with LLM-generated reasoning can improve retrieval for complex information needs. We investigate whether this approach benefits temporal reasoning queries, which often require understanding implicit temporal constraints, event relationships, and cross-period comparisons.

#### F.3.2 Methodology

We reformulate each of the 1,730 TEMPO queries using six LLMs of varying architectures and scales: (1) **GPT-4o**: OpenAI’s flagship multimodal model (API-based). (2) **Llama-3.3-70B-Instruct**: Meta’s instruction-tuned model. (3) **Qwen2.5-72B-Instruct**: Alibaba’s large instruction model. (4) **Qwen2.5-32B-Instruct**: Mid-scale Qwen variant. (5) **DeepSeek-R1-Distill-Qwen-32B**: Reasoning-distilled model. Each LLM receives the following prompt to generate reasoning about the query’s information needs: The generated reasoning is concatenated with the original query to form the reformulated query, which is then used for retrieval with each of the 12 retrieval models evaluated in the main experiments.

#### Query Reformulation Prompt

Analyze the following question and generate detailed reasoning about what kind of information would help answer it.

**Question:** {query}

**Instructions:**

1. Identify the core problem or question being asked.
2. Reason step-by-step about what concepts, knowledge, or solutions would be relevant.
3. Think about what a helpful document should contain.

**Provide your analysis:**

Figure 16: Query reformulation prompt. The model generates step-by-step reasoning about the information needs to expand the query before retrieval.

**Reasoning-enhanced retrievers benefit most.**

ReasonIR shows the largest improvement, gaining +13.7 NDCG@10 with GPT-4o reformulation (27.2→41.0). This dramatic improvement suggests that ReasonIR’s architecture—specifically designed to process reasoning chains—can effectively leverage the step-by-step analysis generated by LLMs. The model appears to extract relevant semantic signals from the expanded context that align with its internal reasoning mechanisms.

**Sparse retrieval suffers from context dilution.**

BM25 consistently degrades across all reformulation strategies, dropping from 10.8 to 4.3–6.2 NDCG@10. The LLM-generated reasoning introduces many terms that, while semantically relevant, dilute the lexical overlap between query and relevant documents. This confirms that reasoning augmentation is fundamentally incompatible with term-matching approaches.

**Some models have internalized reasoning.**

DiVeR maintains remarkably stable performance (30.7–32.2) regardless of reformulation strategy, suggesting its reasoning capabilities are already internalized during training and do not benefit from—nor are harmed by—external reasoning augmentation. This architectural difference from ReasonIR highlights distinct approaches to reasoning-enhanced retrieval.

**LLM choice matters, but not always scale.**

GPT-4o and DeepSeek-32B produce the most effective reformulations, while larger models do not consistently outperform smaller ones. Qwen-72B underperforms Qwen-32B for several retrievers, suggesting that reformulation quality depends more on reasoning style than raw model capacity.

**Domain-specific patterns.** Per-domain analysis (Tables 24–28) reveals that reformulation benefits vary by domain. Technical domains (Blockchain, Quant) show more consistent improvements with reasoning augmentation, while social science domains exhibit higher variance. This may reflect differences in how temporal reasoning manifests across subject areas.

#### F.3.3 Implications

These findings have practical implications for temporal retrieval system design:

1. **Architecture selection:** When LLM-based query expansion is available, reasoning-

enhanced retrievers like ReasonIR should be preferred over sparse methods.

2. **Hybrid approaches:** Systems could route queries to different retrievers based on whether reasoning augmentation is applied—using BM25 for original queries and ReasonIR for reformulated ones.
3. **Cost-benefit tradeoff:** The computational cost of LLM reformulation may be justified for reasoning-intensive queries but unnecessary for simple temporal lookups.

### F.3.4 Detailed Results

Tables 24–28 present per-domain NDCG@10 scores for each reformulation strategy across all 12 retrieval models and 13 domains.

### F.4 Additional Retrieval Metrics

In this section, we provide a multidimensional view of model performance on the TEMPO benchmark using standard IR metrics. Table 29 presents the global averages across all 13 domains, while Tables 30 through 41 offer fine-grained per-domain breakdowns for key representative models.

The supplemental results reveal several critical patterns regarding temporal retrieval capability:

- **High-Speed Convergence:** DiVeR achieves the highest overall Mean Reciprocal Rank (MRR) of 39.8, indicating that its reasoning-enhanced architecture is highly effective at surfacing a relevant document at the first position. This is further supported by its leading Recall@10 (40.1%) and Precision@10 (11.1%).
- **The Parameter Tier:** A clear performance gap exists between standard dense retrievers and large models (> 1B). E5 and SFR outperform smaller models by significant margins in MAP and Recall. This suggests that representing the nuanced temporal dependencies in our dataset requires the expanded capacity of larger encoders.
- **Domain Robustness:** Domain-specific analysis (Tables 30–41) shows that models generally struggle more with *Quantitative Finance* and *Blockchain* domains compared to *History* or *Politics*. For instance, SFR’s MRR drops to 20.4 in the Quant domain, suggesting that

numeric temporal reasoning remains a significant bottleneck.

- **Lexical Vulnerability:** BM25 exhibits a massive performance drop-off, with a MAP@10 of only 7.7. This demonstrates that temporal relevance is fundamentally a semantic task that cannot be solved by keyword overlap alone.

## G Quality Assessment & RAG

### G.1 Dataset Quality Validation

To ensure the quality of TEMPO annotations, we employ Qwen-72B as an independent LLM judge to evaluate the alignment between queries, retrieval plans, and gold documents. This validation is performed separately from our main evaluation pipeline (which uses GPT-4o) to provide an unbiased assessment.

#### G.1.1 Evaluation Protocol

For each query in the dataset, we construct an evaluation instance containing: (1) the original temporal query, (2) the annotated retrieval plan with sequential steps, and (3) the gold documents mapped to the query. The LLM judge evaluates each instance on a 0–100 scale based on five criteria:

- **Temporal Relevance:** Whether gold documents contain the temporal information needed to answer the query.
- **Plan-Document Alignment:** Whether gold documents align with the retrieval steps specified in the plan.
- **Temporal Coverage:** Whether documents cover the required time periods (baseline and comparison periods if applicable).
- **Completeness:** Whether documents provide sufficient evidence to comprehensively answer the query.
- **Authority:** Whether documents are from reliable sources appropriate for the domain.

#### G.1.2 Results

Table 42 presents the quality validation results across all 13 domains. TEMPO achieves an overall average quality score of 86.7, with domain scores ranging from 84.3 (Bitcoin) to 89.1 (HSM). The consistently high scores across diverse domains

Domain	BM25	BGE	Contriever	DiVeR	E5	GritLM	Inst-L	Qwen	Rader	ReasonIR	SBERT	SFR
<i>Blockchain</i>												
<b>Bitcoin</b>	1.4	17.0	10.8	15.8	16.0	20.2	10.6	13.3	12.0	<b>22.5</b>	14.7	<u>20.9</u>
<b>Cardano</b>	3.2	26.2	16.6	31.9	<u>34.5</u>	25.4	17.6	26.6	23.5	<b>40.9</b>	17.4	33.8
<b>Iota</b>	0.0	30.2	32.7	31.2	25.4	<u>33.7</u>	20.3	23.8	20.5	<b>38.5</b>	23.2	29.1
<b>Monero</b>	0.0	<u>17.6</u>	7.4	14.0	9.3	16.9	10.3	11.9	11.2	<b>21.9</b>	12.8	16.8
<i>Social Sci.</i>												
<b>Economics</b>	3.7	19.3	22.8	28.9	25.5	19.8	24.4	26.9	21.1	<b>45.9</b>	16.5	26.3
<b>Law</b>	3.8	34.2	30.3	<u>37.2</u>	35.0	<u>43.1</u>	32.5	34.2	28.9	<b>43.7</b>	33.0	40.0
<b>Politics</b>	29.2	32.9	35.2	<u>50.3</u>	48.1	44.2	47.3	41.1	31.8	<b>57.1</b>	35.9	46.9
<b>History</b>	1.6	28.3	28.3	<u>30.3</u>	21.8	27.4	22.8	28.0	18.4	<b>43.3</b>	27.0	28.6
<i>Applied</i>												
<b>Quant</b>	0.0	12.0	15.6	<u>24.9</u>	16.2	24.2	7.2	18.9	20.2	<b>38.3</b>	18.1	22.7
<b>Travel</b>	1.1	23.9	20.1	<u>23.1</u>	20.6	26.9	17.7	27.0	19.0	<b>32.1</b>	22.5	<u>28.3</u>
<b>Workplace</b>	10.1	42.6	43.4	47.6	51.7	45.6	<u>52.9</u>	52.3	44.7	<b>70.3</b>	41.0	48.2
<b>Genealogy</b>	4.4	25.4	31.2	32.9	<u>37.2</u>	24.8	<u>31.3</u>	28.6	16.0	<b>39.3</b>	20.6	36.1
<i>STEM</i>												
<b>HSM</b>	22.1	25.6	26.2	31.2	35.3	34.6	<u>37.8</u>	27.1	12.3	<b>39.0</b>	27.2	35.2
<b>Avg.</b>	8.0	25.8	24.7	30.7	29.0	29.7	25.6	27.7	21.5	<b>41.0</b>	23.8	<u>31.8</u>

Table 24: NDCG@10 performance using queries reformulated by **GPT-4o**. The LLM generates reasoning about information needs before retrieval. Best in **bold**, second best underlined.

validate that our annotation process produces high-quality query-document alignments suitable for evaluating temporal reasoning in retrieval systems.

### G.1.3 Evaluation Prompt

The following prompt is used for quality validation with Qwen-72B:

Domain	BM25	BGE	Contriever	DiVeR	E5	GritLM	Inst-L	Qwen	Rader	ReasonIR	SBERT	SFR
<i>Blockchain</i>												
<b>Bitcoin</b>	1.0	15.4	11.1	18.4	18.9	18.5	10.8	16.1	18.4	<b>22.7</b>	15.1	<u>19.4</u>
<b>Cardano</b>	2.3	19.7	22.9	28.3	<u>29.6</u>	22.6	13.8	18.5	20.9	<b>34.7</b>	19.2	27.9
<b>Iota</b>	0.0	<u>37.5</u>	35.4	27.3	28.4	29.0	23.1	27.9	29.7	<b>44.8</b>	27.6	28.1
<b>Monero</b>	0.0	17.7	9.7	<u>18.3</u>	10.8	17.3	8.6	15.3	13.3	<b>23.6</b>	14.9	18.1
<i>Social Sci.</i>												
<b>Economics</b>	2.1	16.5	22.4	<u>32.1</u>	24.3	20.8	18.8	26.6	24.9	<b>43.5</b>	17.3	24.9
<b>Law</b>	4.4	39.4	29.8	41.5	36.4	<u>41.5</u>	32.2	35.1	35.7	<b>43.5</b>	33.6	39.1
<b>Politics</b>	27.5	33.6	39.5	<u>49.2</u>	48.9	42.9	45.2	41.2	34.6	<b>55.5</b>	35.2	46.9
<b>History</b>	1.7	30.5	31.5	<u>33.9</u>	24.4	27.6	20.7	30.9	23.6	<b>43.5</b>	27.9	29.5
<i>Applied</i>												
<b>Quant</b>	0.0	14.0	18.3	<u>27.4</u>	19.9	27.1	7.7	20.0	26.9	<b>34.4</b>	21.9	22.7
<b>Travel</b>	0.5	25.2	21.9	23.9	19.3	26.1	14.8	<b>28.2</b>	19.3	<u>27.1</u>	26.2	24.1
<b>Workplace</b>	4.8	38.6	43.1	<u>50.2</u>	45.1	36.3	46.0	47.7	40.1	<b>65.0</b>	41.2	43.3
<b>Genealogy</b>	2.5	23.5	28.3	33.4	<b>39.0</b>	25.9	23.4	29.2	17.3	36.1	18.5	<u>36.3</u>
<i>STEM</i>												
<b>HSM</b>	22.0	30.7	30.4	34.2	37.7	34.2	<u>39.1</u>	29.8	18.0	<b>41.0</b>	27.9	36.6
<b>Avg.</b>	6.9	26.3	26.5	<u>32.2</u>	29.4	28.5	23.4	28.2	24.8	<b>39.6</b>	25.1	30.5

Table 25: NDCG@10 performance using queries reformulated by **DeepSeek-32B**. The LLM generates reasoning about information needs before retrieval. Best in **bold**, second best underlined.

Domain	BM25	BGE	Contriever	DiVeR	E5	GritLM	Inst-L	Qwen	Rader	ReasonIR	SBERT	SFR
<i>Blockchain</i>												
<b>Bitcoin</b>	1.2	12.9	6.5	15.2	15.8	19.8	12.5	13.9	11.9	<b>20.7</b>	10.2	<u>20.0</u>
<b>Cardano</b>	1.9	13.0	10.6	26.1	26.6	23.9	17.2	21.4	11.8	<u>28.2</u>	19.5	<b>29.0</b>
<b>Iota</b>	2.3	25.2	31.1	33.3	22.3	32.3	23.4	<u>37.5</u>	23.7	<b>37.9</b>	15.6	32.4
<b>Monero</b>	0.0	11.4	4.6	15.3	6.2	<u>17.4</u>	13.6	12.4	9.6	<b>20.2</b>	10.5	13.9
<i>Social Sci.</i>												
<b>Economics</b>	3.2	14.5	18.4	<u>28.8</u>	20.9	20.9	22.6	25.3	21.6	<b>43.6</b>	14.6	23.5
<b>Law</b>	1.8	27.7	25.8	41.1	31.6	<u>42.7</u>	35.3	37.5	32.4	<b>46.1</b>	37.8	37.6
<b>Politics</b>	20.7	26.8	28.2	<u>47.6</u>	43.7	42.1	41.3	39.5	30.3	<b>54.9</b>	32.5	43.5
<b>History</b>	0.9	24.1	22.7	<u>30.8</u>	18.3	27.9	26.0	27.3	18.8	<b>40.6</b>	24.6	25.2
<i>Applied</i>												
<b>Quant</b>	0.0	12.9	19.1	<u>27.1</u>	16.4	25.6	9.2	18.6	22.5	<b>36.8</b>	14.7	21.4
<b>Travel</b>	1.7	21.2	17.9	24.0	16.9	<b>28.2</b>	20.0	24.8	16.6	<u>26.7</u>	21.3	22.5
<b>Workplace</b>	9.3	40.5	40.6	49.4	50.2	47.4	<u>52.8</u>	50.3	41.9	<b>66.1</b>	40.5	46.1
<b>Genealogy</b>	2.2	22.4	25.5	31.2	<u>33.5</u>	26.2	29.0	29.3	17.0	<b>37.4</b>	21.2	32.3
<i>STEM</i>												
<b>HSM</b>	15.4	21.9	18.4	31.7	30.5	<b>34.3</b>	32.1	25.8	8.3	<u>32.8</u>	25.6	30.3
<b>Avg.</b>	5.5	21.1	20.7	<u>30.9</u>	25.6	29.9	25.8	28.0	20.5	<b>37.8</b>	22.2	29.0

Table 26: NDCG@10 performance using queries reformulated by **Llama-70B**. The LLM generates reasoning about information needs before retrieval. Best in **bold**, second best underlined.

Domain	BM25	BGE	Contriever	DiVeR	E5	GritLM	Inst-L	Qwen	Rader	ReasonIR	SBERT	SFR
<i>Blockchain</i>												
<b>Bitcoin</b>	1.1	16.9	8.9	17.0	16.6	18.4	12.3	14.1	14.1	<b>22.9</b>	10.9	<u>21.2</u>
<b>Cardano</b>	0.5	19.1	14.8	27.5	26.3	23.2	18.7	18.1	14.8	<b>32.8</b>	16.4	<u>28.2</u>
<b>Iota</b>	0.0	27.0	<u>34.5</u>	29.0	21.7	32.0	21.4	33.8	22.4	<b>45.8</b>	14.3	<u>27.1</u>
<b>Monero</b>	0.0	14.9	8.1	<u>17.3</u>	5.1	16.8	8.9	9.3	10.3	<b>19.5</b>	9.5	11.8
<i>Social Sci.</i>												
<b>Economics</b>	2.2	19.3	21.4	<u>29.1</u>	18.9	19.3	21.8	25.1	18.8	<b>43.8</b>	14.0	23.2
<b>Law</b>	2.5	36.8	27.1	38.9	32.5	37.5	33.8	34.6	32.6	<b>46.8</b>	33.5	<u>39.6</u>
<b>Politics</b>	20.4	27.8	30.4	<u>50.5</u>	42.2	43.0	41.1	36.3	25.9	<b>53.5</b>	32.3	42.8
<b>History</b>	1.2	24.8	24.3	<u>30.2</u>	17.5	26.2	25.6	26.6	15.1	<b>41.5</b>	23.4	24.4
<i>Applied</i>												
<b>Quant</b>	0.0	12.6	19.5	<u>24.3</u>	15.3	23.2	8.5	17.2	21.1	<b>32.7</b>	17.7	19.7
<b>Travel</b>	1.1	23.6	17.6	25.5	17.1	<u>26.1</u>	20.4	25.4	14.0	<b>31.6</b>	19.8	23.5
<b>Workplace</b>	9.8	41.2	35.1	48.9	42.8	44.1	49.1	<u>50.1</u>	37.8	<b>66.3</b>	40.5	42.5
<b>Genealogy</b>	2.0	26.4	29.4	31.2	32.5	26.3	30.9	25.9	14.7	<b>37.3</b>	19.2	<u>32.6</u>
<i>STEM</i>												
<b>HSM</b>	17.8	25.0	21.7	31.7	30.6	34.6	<u>35.5</u>	26.7	8.4	<b>35.6</b>	25.7	32.4
<b>Avg.</b>	5.9	24.3	22.5	<u>30.9</u>	24.6	28.5	25.2	26.4	19.2	<b>39.2</b>	21.3	28.4

Table 27: NDCG@10 performance using queries reformulated by **Qwen-72B**. The LLM generates reasoning about information needs before retrieval. Best in **bold**, second best underlined.

Domain	BM25	BGE	Contriever	DiVeR	E5	GritLM	Inst-L	Qwen	Rader	ReasonIR	SBERT	SFR
<i>Blockchain</i>												
<b>Bitcoin</b>	0.0	14.5	9.6	15.7	15.8	<b>19.9</b>	12.8	14.1	13.5	<u>19.8</u>	9.3	18.8
<b>Cardano</b>	0.6	15.3	11.6	27.9	31.5	22.0	17.2	18.9	14.7	<b>35.1</b>	21.3	31.3
<b>Iota</b>	0.0	23.0	29.7	<u>31.6</u>	24.5	31.3	21.5	23.9	15.2	<b>37.6</b>	26.7	27.3
<b>Monero</b>	0.0	14.4	6.5	<u>19.0</u>	9.3	16.8	15.0	11.7	13.3	<b>19.1</b>	10.4	14.5
<i>Social Sci.</i>												
<b>Economics</b>	3.6	15.6	16.7	<u>31.3</u>	18.7	20.7	23.8	22.9	18.8	<b>39.1</b>	15.3	21.5
<b>Law</b>	3.2	32.6	23.2	38.8	36.6	<u>42.4</u>	38.1	36.7	29.0	36.6	32.4	<b>43.4</b>
<b>Politics</b>	20.6	27.0	27.8	<u>46.7</u>	44.6	41.2	38.4	37.2	29.5	<b>49.4</b>	32.0	44.5
<b>History</b>	2.0	23.1	21.9	<u>30.5</u>	19.9	25.6	26.9	27.1	18.7	<b>37.6</b>	23.2	26.1
<i>Applied</i>												
<b>Quant</b>	0.0	15.3	14.1	<u>28.9</u>	19.3	26.0	11.7	19.3	25.5	<b>34.4</b>	18.6	20.6
<b>Travel</b>	2.8	20.0	16.8	23.7	21.7	<b>26.0</b>	19.6	23.4	17.7	<u>25.1</u>	20.7	24.3
<b>Workplace</b>	6.5	36.5	37.7	<u>47.7</u>	41.1	37.7	<b>48.0</b>	41.1	37.4	<u>47.6</u>	39.4	40.5
<b>Genealogy</b>	3.4	22.6	23.6	32.8	<u>33.6</u>	25.7	28.3	26.3	17.5	<b>34.8</b>	21.2	32.4
<i>STEM</i>												
<b>HSM</b>	13.0	23.5	19.1	31.0	31.0	<u>32.3</u>	31.3	24.6	11.3	<b>33.1</b>	22.1	31.0
<b>Avg.</b>	6.2	21.8	19.9	<u>31.2</u>	26.7	28.3	25.6	25.2	20.1	<b>34.6</b>	22.5	28.9

Table 28: NDCG@10 performance using queries reformulated by **Qwen-32B**. The LLM generates reasoning about information needs before retrieval. Best in **bold**, second best underlined.

### Prompt for Dataset Quality Validation

You are an expert evaluator assessing the quality of dataset annotations for a temporal retrieval benchmark.

=== QUERY ===

{query}

=== RETRIEVAL PLAN ===

{retrieval\_plan}

=== GOLD DOCUMENTS ===

{gold\_documents}

=== TASK ===

Evaluate how well the retrieval plan and gold documents serve to answer the temporal query. Consider:

1. **Temporal Relevance:** Do the gold documents contain the temporal information needed?
2. **Plan-Document Alignment:** Do the gold documents align with the retrieval steps?
3. **Temporal Coverage:** Do the documents cover the required time periods?
4. **Completeness:** Would these documents provide sufficient evidence to answer the query?
5. **Authority:** Are the documents from reliable sources appropriate for the domain?

=== SCORING CRITERIA (0-100) ===

- 90-100: Excellent - Documents perfectly match plan, comprehensive temporal coverage
- 80-89: Strong - Documents highly relevant, minor gaps in temporal coverage
- 70-79: Good - Documents mostly aligned, some temporal aspects not fully covered
- 60-69: Adequate - Documents partially relevant, noticeable gaps
- 50-59: Weak - Documents loosely related, significant misalignment
- 0-49: Poor - Documents minimally helpful or irrelevant

=== OUTPUT FORMAT ===

REASONING: [Provide detailed assessment]

SCORE: [A single integer between 0 and 100]

Do not include anything after the score.

Figure 17: Dataset quality validation prompt. An independent judge (Qwen-72B) evaluates the alignment between the query, the retrieval plan, and the gold documents.



Table 29: Comparison of retrieval models on TEMPO (averaged across 13 domains). Best in **bold**, second best underlined.

Model	MAP			Recall			Precision			MRR
	@1	@10	@25	@1	@10	@25	@1	@10	@25	
Sparse										
BM25	4.0	7.7	8.3	4.0	13.7	19.0	9.4	3.5	2.0	14.5
Dense (<1B)										
BGE	8.0	15.4	16.7	8.0	27.5	39.3	20.7	7.4	4.3	30.3
Contriever	7.6	15.2	16.5	7.6	26.9	39.4	19.2	7.2	4.3	28.8
Inst-L	8.6	17.3	18.7	8.6	31.7	44.3	21.2	8.5	4.9	32.6
SBERT	8.9	17.4	18.8	8.9	31.6	43.4	22.9	8.4	4.8	33.5
Dense (>1B)										
E5	11.5	22.4	23.8	11.5	37.0	48.7	27.4	10.1	5.4	38.9
GritLM	10.2	19.7	21.4	10.2	34.8	49.6	23.4	9.1	5.4	34.5
Qwen	8.0	16.1	17.4	8.0	28.1	40.1	20.4	8.1	4.7	30.5
SFR	11.0	21.7	23.3	11.0	37.9	50.9	26.2	10.2	5.6	37.8
Reasoning										
DiVeR	11.2	23.5	25.1	11.2	40.1	52.6	27.4	11.1	5.9	39.8
Rader	8.4	17.0	18.3	8.4	31.8	43.6	20.7	8.3	4.7	31.0
ReasonIR	9.2	19.6	21.2	9.2	35.1	48.7	22.7	9.5	5.4	34.2

Table 30: Detailed retrieval metrics for **SFR** on TEMPO across all domains.

Domain	MAP			Recall			Precision			MRR
	@1	@10	@25	@1	@10	@25	@1	@10	@25	
Blockchain										
Bitcoin	7.7	12.5	12.9	7.7	20.6	24.8	21.0	5.4	2.9	27.2
Cardano	8.6	19.2	20.7	8.6	42.4	57.8	19.6	9.0	4.9	31.7
Iota	11.7	26.8	28.3	11.7	39.5	50.3	40.0	13.0	6.4	52.6
Monero	9.7	16.8	17.7	9.7	28.8	40.2	23.1	7.7	4.1	32.8
Social Sci.										
Economics	8.3	14.4	16.2	8.3	26.2	41.8	24.1	9.2	6.0	33.8
Law	16.4	29.5	32.2	16.4	55.5	72.0	28.6	14.3	8.1	45.7
Politics	17.2	35.6	37.4	17.2	54.0	66.3	42.0	13.7	7.0	53.2
History	11.1	22.8	24.8	11.1	39.0	53.1	32.0	12.6	7.1	43.9
Applied										
Quant	5.4	11.7	12.0	5.4	22.0	26.7	8.8	5.6	2.6	20.4
Travel	8.9	21.1	22.8	8.9	41.1	54.4	18.0	10.1	5.6	33.0
Workplace	12.2	22.4	24.8	12.2	43.9	63.9	25.0	11.9	6.9	35.2
Genealogy	13.2	24.0	26.3	13.2	36.2	52.5	32.2	10.6	6.3	41.9
STEM										
HSM	12.9	24.9	26.4	12.9	43.7	58.2	26.7	9.9	5.4	39.5
Average	11.0	21.7	23.3	11.0	37.9	50.9	26.2	10.2	5.6	37.8

Table 31: Detailed retrieval metrics for **SBERT** on TEMPO across all domains.

Domain	MAP			Recall			Precision			MRR
	@1	@10	@25	@1	@10	@25	@1	@10	@25	
Blockchain										
Bitcoin	5.2	9.3	10.0	5.2	16.9	24.1	16.0	5.1	3.0	23.1
Cardano	6.0	14.0	15.1	6.0	32.7	45.5	15.7	7.3	4.1	25.8
Iota	15.0	23.6	25.7	15.0	31.2	44.5	50.0	10.0	5.6	57.2
Monero	3.7	9.0	9.7	3.7	22.2	30.6	10.8	5.5	3.1	21.0
Social Sci.										
Economics	2.4	9.1	10.6	2.4	21.3	32.3	12.0	7.3	4.8	22.4
Law	18.8	24.7	26.4	18.8	42.5	55.4	34.3	10.3	6.1	44.4
Politics	12.3	26.3	27.4	12.3	42.7	52.6	30.0	11.1	5.5	41.6
History	10.4	19.9	21.9	10.4	33.9	48.6	29.8	10.8	6.5	40.8
Applied										
Quant	6.1	12.0	12.8	6.1	19.0	30.1	11.8	5.0	3.1	20.7
Travel	7.5	18.5	20.4	7.5	38.9	53.4	18.0	9.1	5.4	32.4
Workplace	10.7	25.0	27.5	10.7	44.9	67.6	27.8	11.1	6.6	43.0
Genealogy	8.8	16.8	18.0	8.8	27.7	35.7	23.5	8.5	4.4	31.7
STEM										
HSM	8.5	18.1	19.0	8.5	36.4	44.4	18.7	8.1	4.0	31.0
Average	8.9	17.4	18.8	8.9	31.6	43.4	22.9	8.4	4.8	33.5

Table 32: Detailed retrieval metrics for **ReasonIR** on TEMPO across all domains.

Domain	MAP			Recall			Precision			MRR
	@1	@10	@25	@1	@10	@25	@1	@10	@25	
Blockchain										
Bitcoin	5.9	11.5	12.1	5.9	21.6	29.6	13.0	5.6	3.3	21.6
Cardano	6.3	15.4	17.1	6.3	35.5	52.1	13.7	7.5	4.4	25.3
Iota	13.3	31.3	31.9	13.3	47.3	51.0	40.0	15.0	6.8	54.3
Monero	7.7	13.7	15.0	7.7	23.2	36.5	20.0	6.6	3.9	28.9
Social Sci.										
Economics	5.8	13.0	15.2	5.8	26.1	43.6	18.1	8.3	6.0	28.5
Law	14.1	27.9	30.5	14.1	47.3	67.9	31.4	13.1	7.4	47.7
Politics	12.4	26.9	28.1	12.4	46.1	55.9	29.3	11.5	5.8	40.1
History	12.0	24.3	26.6	12.0	41.9	57.4	33.3	13.3	7.7	45.6
Applied										
Quant	5.2	14.1	15.3	5.2	26.2	37.2	11.8	6.2	3.8	23.7
Travel	7.0	15.7	17.1	7.0	29.9	44.2	11.0	7.1	4.4	23.3
Workplace	8.4	20.8	22.8	8.4	42.9	62.1	19.4	11.7	6.4	33.6
Genealogy	12.1	22.8	24.8	12.1	34.6	49.3	33.0	10.7	6.1	40.9
STEM										
HSM	9.1	17.6	19.0	9.1	33.0	47.0	20.7	7.6	4.5	30.9
Average	9.2	19.6	21.2	9.2	35.1	48.7	22.7	9.5	5.4	34.2

Table 33: Detailed retrieval metrics for **Rader** on TEMPO across all domains.

Domain	MAP			Recall			Precision			MRR
	@1	@10	@25	@1	@10	@25	@1	@10	@25	
Blockchain										
Bitcoin	6.8	10.7	11.7	6.8	17.2	27.3	16.0	4.8	3.1	22.8
Cardano	3.5	11.4	12.3	3.5	31.2	41.0	9.8	6.1	3.5	21.4
Iota	7.5	11.9	13.0	7.5	25.8	36.7	20.0	8.0	4.4	27.9
Monero	7.4	15.3	16.0	7.4	26.3	34.5	16.9	6.6	3.5	27.1
Social Sci.										
Economics	6.1	15.0	16.6	6.1	30.0	42.9	20.5	9.5	5.6	31.0
Law	10.6	22.8	24.9	10.6	47.4	62.3	25.7	11.1	6.4	41.1
Politics	10.9	24.0	25.4	10.9	40.2	51.4	28.7	10.7	5.5	39.4
History	9.0	17.4	19.4	9.0	31.1	45.7	26.3	9.9	6.2	37.7
Applied										
Quant	9.7	20.1	20.9	9.7	36.3	45.9	23.5	8.2	4.4	35.5
Travel	11.8	19.8	20.9	11.8	32.2	42.9	23.0	7.9	4.4	32.4
Workplace	15.1	27.3	29.5	15.1	48.6	66.7	30.6	11.9	6.9	41.6
Genealogy	6.1	13.4	14.7	6.1	23.4	36.2	16.5	7.0	4.2	24.6
STEM										
HSM	5.1	11.4	12.3	5.1	24.0	33.6	11.3	5.9	3.3	20.2
Average	8.4	17.0	18.3	8.4	31.8	43.6	20.7	8.3	4.7	31.0

Table 34: Detailed retrieval metrics for **Qwen** on TEMPO across all domains.

Domain	MAP			Recall			Precision			MRR
	@1	@10	@25	@1	@10	@25	@1	@10	@25	
Blockchain										
Bitcoin	4.6	7.5	7.9	4.6	12.7	17.5	14.0	3.9	2.2	19.3
Cardano	5.7	13.9	15.0	5.7	29.8	42.5	13.7	6.9	3.8	24.3
Iota	10.8	18.2	20.6	10.8	32.3	52.2	30.0	11.0	7.2	44.9
Monero	2.9	6.7	7.4	2.9	14.6	23.2	7.7	4.3	2.6	15.8
Social Sci.										
Economics	4.6	11.3	12.4	4.6	21.8	30.7	12.0	7.6	4.6	23.3
Law	14.2	25.2	27.3	14.2	37.1	56.9	28.6	10.6	6.6	39.7
Politics	14.4	28.8	30.2	14.4	46.5	57.3	36.0	12.1	6.1	47.0
History	8.9	17.5	19.2	8.9	30.5	43.5	26.0	10.0	5.9	36.5
Applied										
Quant	2.8	8.3	9.1	2.8	15.8	22.5	8.8	4.1	2.5	19.4
Travel	9.4	16.0	17.4	9.4	28.8	41.5	18.0	6.9	4.2	26.8
Workplace	10.9	21.7	24.0	10.9	36.9	54.1	30.6	11.4	6.3	39.5
Genealogy	7.5	18.3	19.2	7.5	30.6	38.3	22.6	9.7	4.8	33.2
STEM										
HSM	7.7	15.1	16.3	7.7	28.4	40.9	17.3	6.9	4.0	26.4
Average	8.0	16.1	17.4	8.0	28.1	40.1	20.4	8.1	4.7	30.5

Table 35: Detailed retrieval metrics for **Inst-L** on TEMPO across all domains.

Domain	MAP			Recall			Precision			MRR
	@1	@10	@25	@1	@10	@25	@1	@10	@25	
Blockchain										
Bitcoin	5.6	10.3	10.9	5.6	20.5	26.6	15.0	5.3	3.2	23.3
Cardano	1.3	8.4	9.6	1.3	25.0	39.8	3.9	5.9	3.7	16.6
Iota	16.7	23.9	25.5	16.7	32.8	44.0	50.0	11.0	6.0	58.3
Monero	3.7	10.2	11.5	3.7	23.9	38.4	10.8	6.5	4.0	23.3
Social Sci.										
Economics	4.3	11.1	12.5	4.3	22.8	34.3	13.3	7.8	4.9	24.5
Law	16.6	26.6	28.7	16.6	47.2	61.4	31.4	12.0	6.9	47.6
Politics	11.0	24.4	25.6	11.0	41.2	53.1	25.3	10.5	5.5	38.6
History	9.8	20.0	22.0	9.8	34.4	48.2	27.7	11.1	6.6	38.7
Applied										
Quant	5.6	10.2	11.3	5.6	17.6	30.8	14.7	4.1	2.8	22.9
Travel	6.8	17.2	18.5	6.8	37.1	47.7	13.0	9.2	4.9	25.6
Workplace	10.8	27.4	29.4	10.8	46.1	64.8	27.8	11.7	6.3	42.8
Genealogy	10.6	17.7	19.5	10.6	30.4	41.6	24.3	8.6	5.0	32.0
STEM										
HSM	8.4	17.6	18.8	8.4	32.9	45.2	18.0	7.4	4.2	29.2
Average	8.6	17.3	18.7	8.6	31.7	44.3	21.2	8.5	4.9	32.6

Table 36: Detailed retrieval metrics for **GritLM** on TEMPO across all domains.

Domain	MAP			Recall			Precision			MRR
	@1	@10	@25	@1	@10	@25	@1	@10	@25	
Blockchain										
Bitcoin	10.3	14.1	15.2	10.3	20.8	30.5	24.0	5.5	3.4	29.2
Cardano	5.1	14.0	15.5	5.1	35.9	53.0	9.8	6.7	4.4	23.6
Iota	11.7	27.8	29.1	11.7	40.8	52.0	40.0	12.0	6.8	50.6
Monero	5.6	10.3	12.2	5.6	16.8	40.1	13.8	4.9	4.2	22.7
Social Sci.										
Economics	4.6	10.3	11.5	4.6	23.7	34.1	13.3	8.2	4.9	24.0
Law	19.2	28.6	31.7	19.2	48.6	70.3	34.3	12.3	7.8	47.0
Politics	15.0	32.4	34.0	15.0	50.6	65.0	35.3	13.0	6.8	48.2
History	9.6	18.7	20.7	9.6	33.9	49.2	25.3	10.6	6.5	36.9
Applied										
Quant	9.8	16.4	17.2	9.8	26.4	37.1	14.7	6.5	3.4	25.7
Travel	6.3	16.7	18.0	6.3	37.0	49.9	16.0	9.0	4.9	28.9
Workplace	12.0	22.6	24.9	12.0	42.5	64.4	25.0	10.6	6.4	35.7
Genealogy	11.5	19.9	21.5	11.5	32.0	44.7	26.1	8.9	5.3	35.5
STEM										
HSM	11.8	24.9	26.3	11.8	42.8	55.1	26.7	9.9	5.3	40.6
Average	10.2	19.7	21.4	10.2	34.8	49.6	23.4	9.1	5.4	34.5

Table 37: Detailed retrieval metrics for **E5** on TEMPO across all domains.

Domain	MAP			Recall			Precision			MRR
	@1	@10	@25	@1	@10	@25	@1	@10	@25	
Blockchain										
Bitcoin	6.9	11.5	12.3	6.9	18.4	27.0	18.0	5.2	3.1	25.6
Cardano	12.5	25.5	26.2	12.5	51.3	59.1	23.5	10.8	4.9	38.5
Iota	16.7	31.5	32.9	16.7	41.2	47.0	50.0	13.0	6.0	61.8
Monero	6.5	13.4	14.5	6.5	26.7	37.7	15.4	7.1	4.1	25.9
Social Sci.										
Economics	7.7	16.5	18.2	7.7	30.2	43.5	22.9	10.7	6.4	36.1
Law	13.4	26.0	29.2	13.4	41.0	67.7	25.7	11.7	7.8	41.3
Politics	18.8	38.1	39.8	18.8	56.7	68.6	45.3	14.6	7.2	56.8
History	10.2	20.2	21.6	10.2	32.8	42.5	31.2	11.1	6.0	41.0
Applied										
Quant	4.7	9.3	9.8	4.7	17.6	24.4	8.8	4.4	2.4	18.5
Travel	9.2	20.2	21.5	9.2	38.2	47.9	19.0	9.2	4.8	32.4
Workplace	12.7	24.1	26.3	12.7	41.8	59.5	27.8	11.9	6.7	38.9
Genealogy	14.7	25.5	27.3	14.7	38.1	51.1	34.8	11.2	6.1	44.0
STEM										
HSM	15.8	29.2	30.3	15.8	46.7	57.5	33.3	10.9	5.4	44.9
Average	11.5	22.4	23.8	11.5	37.0	48.7	27.4	10.1	5.4	38.9

Table 38: Detailed retrieval metrics for **DiVeR** on TEMPO across all domains.

Domain	MAP			Recall			Precision			MRR
	@1	@10	@25	@1	@10	@25	@1	@10	@25	
Blockchain										
Bitcoin	5.9	11.7	12.5	5.9	22.2	31.3	17.0	5.9	3.6	25.5
Cardano	12.3	20.8	22.5	12.3	38.3	52.7	25.5	8.4	4.7	37.9
Iota	8.3	26.5	27.0	8.3	46.5	49.0	30.0	15.0	6.4	49.7
Monero	8.2	14.5	15.5	8.2	26.2	35.1	18.5	6.9	3.9	25.5
Social Sci.										
Economics	6.0	19.0	21.4	6.0	35.7	51.3	21.7	12.2	7.3	35.9
Law	11.3	28.5	31.1	11.3	57.1	74.9	25.7	15.7	8.6	43.1
Politics	18.8	36.6	38.5	18.8	51.4	66.8	44.0	13.3	7.0	56.2
History	11.9	24.7	26.8	11.9	41.1	55.1	34.6	13.3	7.6	46.1
Applied										
Quant	11.6	19.8	20.8	11.6	34.2	45.2	20.6	8.5	4.6	33.4
Travel	10.4	19.5	21.3	10.4	36.2	50.9	20.0	9.0	5.1	30.5
Workplace	16.9	34.0	35.7	16.9	49.8	65.4	41.7	13.9	7.1	51.1
Genealogy	13.2	26.8	28.1	13.2	41.9	50.9	33.9	12.0	6.0	45.7
STEM										
HSM	10.3	22.9	24.5	10.3	40.0	55.7	22.7	9.8	5.4	36.8
Average	11.2	23.5	25.1	11.2	40.1	52.6	27.4	11.1	5.9	39.8

Table 39: Detailed retrieval metrics for **Contriever** on TEMPO across all domains.

Domain	MAP			Recall			Precision			MRR
	@1	@10	@25	@1	@10	@25	@1	@10	@25	
Blockchain										
Bitcoin	3.1	8.7	9.4	3.1	18.0	25.3	9.0	4.7	2.8	18.6
Cardano	4.6	8.3	9.9	4.6	18.3	35.9	7.8	3.3	2.7	15.2
Iota	16.7	28.7	29.5	16.7	39.5	46.5	50.0	12.0	6.0	55.9
Monero	2.1	5.6	6.7	2.1	13.8	26.2	6.2	3.7	2.8	16.1
Social Sci.										
Economics	5.7	10.7	12.0	5.7	18.6	30.6	19.3	6.1	4.1	26.8
Law	9.0	19.9	21.6	9.0	40.8	57.9	14.3	10.6	6.5	29.6
Politics	11.6	24.3	25.3	11.6	38.6	48.6	29.3	9.7	5.0	39.1
History	9.4	18.2	20.1	9.4	31.0	45.4	28.6	10.2	6.2	38.6
Applied										
Quant	5.0	8.3	9.0	5.0	13.3	21.2	8.8	3.2	2.1	15.6
Travel	7.1	16.3	18.0	7.1	32.8	46.9	17.0	8.0	4.7	28.5
Workplace	5.8	17.1	19.0	5.8	29.5	49.5	16.7	8.6	5.1	31.9
Genealogy	12.3	18.5	19.9	12.3	29.1	40.5	28.7	8.1	4.7	34.5
STEM										
HSM	6.1	13.1	14.1	6.1	26.3	37.1	14.0	5.6	3.3	23.5
Average	7.6	15.2	16.5	7.6	26.9	39.4	19.2	7.2	4.3	28.8

Table 40: Detailed retrieval metrics for **BM25** on TEMPO across all domains.

Domain	MAP			Recall			Precision			MRR
	@1	@10	@25	@1	@10	@25	@1	@10	@25	
Blockchain										
Bitcoin	2.5	4.3	4.4	2.5	8.5	10.1	5.0	1.7	0.8	8.2
Cardano	4.9	9.6	10.0	4.9	20.6	25.5	5.9	3.5	1.9	13.8
Iota	2.5	5.4	5.4	2.5	11.7	11.7	10.0	4.0	1.6	17.3
Monero	0.8	1.5	1.7	0.8	4.7	7.8	1.5	0.9	0.7	3.9
Social Sci.										
Economics	2.2	4.4	4.8	2.2	6.2	10.3	6.0	2.7	1.7	8.8
Law	4.0	8.8	9.9	4.0	16.5	25.0	8.6	4.9	2.9	16.2
Politics	12.8	25.6	26.5	12.8	38.3	47.2	32.7	9.5	4.7	41.5
History	4.0	6.7	7.2	4.0	10.4	14.1	10.6	3.3	1.9	13.6
Applied										
Quant	1.5	1.8	2.1	1.5	2.9	5.9	2.9	0.6	0.6	4.2
Travel	1.3	3.2	3.8	1.3	7.1	15.0	2.0	1.6	1.2	5.6
Workplace	3.1	4.2	4.8	3.1	9.3	16.2	5.6	1.9	1.4	9.8
Genealogy	4.8	9.7	10.6	4.8	15.2	21.8	12.2	4.9	2.8	18.1
STEM										
HSM	7.7	15.4	16.3	7.7	26.9	36.8	18.7	6.5	3.4	27.2
Average	4.0	7.7	8.3	4.0	13.7	19.0	9.4	3.5	2.0	14.5

Table 41: Detailed retrieval metrics for **BGE** on TEMPO across all domains.

Domain	MAP			Recall			Precision			MRR
	@1	@10	@25	@1	@10	@25	@1	@10	@25	
Blockchain										
Bitcoin	6.0	9.6	10.6	6.0	17.5	27.3	16.0	4.6	3.1	23.0
Cardano	1.3	7.4	9.4	1.3	22.1	42.3	3.9	4.9	3.7	16.2
Iota	15.0	26.1	27.4	15.0	34.5	42.8	50.0	11.0	5.6	59.7
Monero	5.1	9.3	10.2	5.1	16.8	26.6	15.4	4.9	3.0	23.6
Social Sci.										
Economics	3.0	7.6	9.1	3.0	15.5	31.2	13.3	6.1	4.2	20.5
Law	16.1	23.3	25.3	16.1	40.2	55.5	31.4	10.0	6.3	41.4
Politics	10.2	21.7	22.7	10.2	33.8	44.1	24.7	8.5	4.5	35.8
History	10.2	19.1	20.8	10.2	32.8	45.5	28.2	10.4	6.1	38.7
Applied										
Quant	1.5	7.1	7.8	1.5	18.9	26.9	2.9	4.4	2.8	13.8
Travel	7.7	17.0	18.2	7.7	32.0	42.6	18.0	7.8	4.3	28.8
Workplace	9.9	18.8	20.2	9.9	36.8	48.8	25.0	8.6	4.8	35.7
Genealogy	9.3	16.2	17.2	9.3	26.0	34.8	21.7	7.6	4.1	29.2
STEM										
HSM	9.1	16.9	18.1	9.1	30.8	42.6	18.7	7.1	4.0	27.9
Average	8.0	15.4	16.7	8.0	27.5	39.3	20.7	7.4	4.3	30.3

Category	Domain	Score
Blockchain	Bitcoin	84.3
	Cardano	87.3
	Iota	85.7
	Monero	85.5
Social Sciences	Economics	86.8
	Law	87.1
	Politics	86.1
	History	88.7
Applied	Quant	87.3
	Travel	86.3
	Workplace	85.7
	Genealogy	86.6
STEM	HSM	89.1
<b>Overall</b>		<b>87.0</b>

Table 42: Dataset quality validation results using Qwen-72B as LLM judge across all domains.

## G.2 Temporal Distribution by Domain

We observe distinct temporal patterns when decomposing the query distribution across our primary domain categories: Blockchain, Social Sciences, Applied, and STEM. As illustrated in Figure 18, each domain exhibits a unique temporal signature that reflects its inherent characteristics:

- **Blockchain:** Exclusively focused on modern history, with the vast majority of queries occurring after 2010. This aligns with the technological birth and rapid evolution of decentralized protocols.
- **Social Sciences:** Provides the strongest historical grounding, peaking at nearly 300 queries in the Pre-1900 category. This enables rigorous testing of reasoning over deep historical records and long-term societal shifts.
- **Applied:** Displays a bimodal distribution; while it includes significant historical data (Pre-1900, 75 queries) related to fields like Genealogy, it also shows a strong recent resurgence in the 2020+ period (50 queries) driven by modern workplace and travel dynamics.
- **STEM:** Almost exclusively focuses on the foundations of scientific and mathematical thought, with over 80 queries anchored Pre-1900 and a sharp decline as questions reach the 21st century.

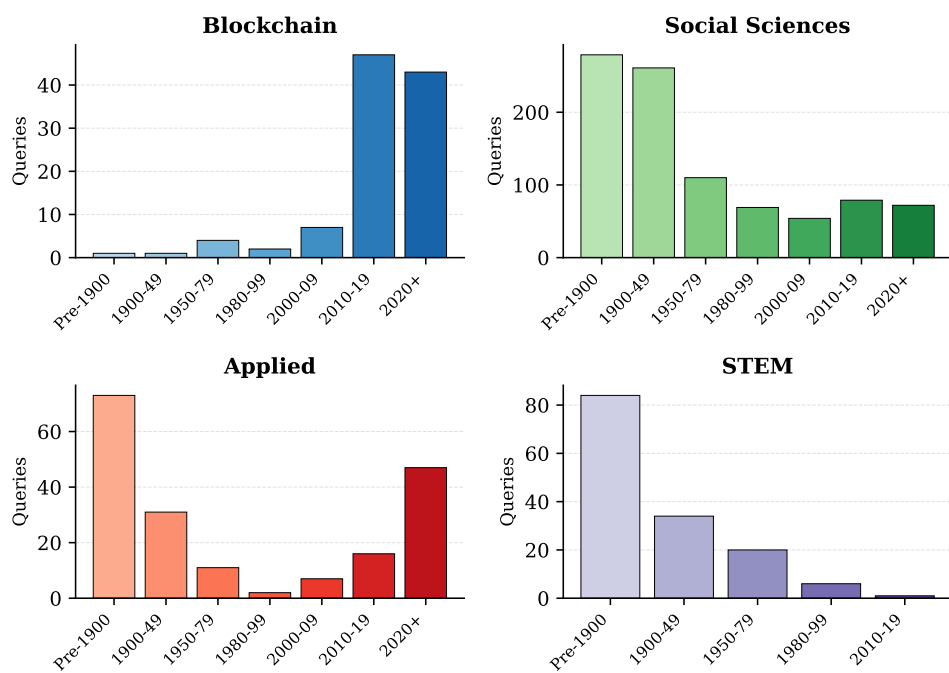


Figure 18: Temporal anchor distribution decomposed by major domain categories. Note the varying Y-axis scales and distinct "temporal signatures" for each field.

### G.3 RAG Evaluation Details

#### G.3.1 Full Per-Domain Results

Table 43 presents the complete RAG evaluation results across all 13 domains.

#### G.3.2 Answer Generation Prompt

For answer generation, we prompt Llama-3-70B-Instruct with retrieved documents as context:

#### G.3.3 Answer Evaluation Prompt

Following BRIGHT (Su et al., 2024), we use GPT-4o as an evaluator to score answer correctness on a 0–100 scale based on coverage of the reference answer.

Domain	None	Oracle	BM25	DiVeR	BGE
<i>Blockchain</i>					
Bitcoin	79.4	<b>82.7</b>	79.3	79.3	78.1
Cardano	77.5	<b>80.1</b>	69.8	73.9	69.2
Iota	76.0	<b>78.0</b>	67.0	70.0	72.0
Monero	76.3	<b>80.2</b>	70.3	70.5	72.0
<i>Social Sciences</i>					
Economics	80.8	<b>82.6</b>	79.0	80.7	80.0
Law	80.9	<b>83.1</b>	76.3	78.0	74.0
Politics	71.8	<b>76.4</b>	68.8	69.7	72.1
History	73.3	<b>76.9</b>	70.5	72.1	72.2
<i>Applied</i>					
Quant	79.1	<b>83.9</b>	77.9	79.1	76.5
Travel	79.5	<b>82.8</b>	76.2	78.5	77.9
Workplace	81.4	<b>84.0</b>	78.9	80.8	80.0
Genealogy	80.1	<b>82.0</b>	78.9	79.8	79.0
<i>STEM</i>					
HSM	69.5	<b>74.2</b>	66.6	70.9	69.2
<b>Average</b>	77.3	<b>80.5</b>	73.8	75.6	74.8

Table 43: RAG performance (answer correctness score, 0–100) across all domains and retrievers. **None**: no retrieval (parametric knowledge only); **Oracle**: gold documents provided. Best scores per domain in **bold**.



### Prompt for Answer Generation

You are a helpful assistant. Answer the following question based on the provided context documents.

**Context Documents:**

{retrieved\_documents}

**Question:**

{query}

**Answer:**

Figure 19: RAG answer generation prompt. The generator is instructed to answer the user query based strictly on the provided retrieved context documents.

### Prompt for Answer Evaluation (GPT-4o)

You are a teacher to judge student's answer.

--- PROBLEM START ---

{query}

--- PROBLEM END ---

--- STUDENT ANSWER START ---

{predicted\_answer}

--- STUDENT ANSWER END ---

--- REFERENCE ANSWER START ---

{gold\_answer}

--- REFERENCE ANSWER END ---

**Criteria:**

- 0 The student's answer is completely irrelevant or blank.
- 10 The student's answer addresses about 10% of the reference content.
- 20 The student's answer addresses about 20% of the reference content.
- 30 The student's answer addresses about 30% of the reference content.
- 40 The student's answer addresses about 40% of the reference content.
- 50 The student's answer addresses about 50% of the reference content.
- 60 The student's answer addresses about 60% of the reference content.
- 70 The student's answer addresses about 70% of the reference content.
- 80 The student's answer addresses about 80% of the reference content.
- 90 The student's answer addresses about 90% of the reference content.
- 100 The student's answer addresses about 100% of the reference content.

Use the following format to give a score:

**REASON:**

Describe why you give a specific score

**SCORE:**

The score you give, e.g., 60

Do not say anything after the score.

Figure 20: RAG answer evaluation prompt. The judge scores the generated answer (0–100) based on semantic coverage of the reference gold answer.

## H Extended Related Work

This appendix provides a comprehensive review of the literature surrounding temporal information retrieval, temporal question answering (QA), and reasoning-intensive retrieval. We contextualize TEMPO within the recent surge of interest in temporal reasoning for Large Language Models (LLMs) and Retrieval-Augmented Generation (RAG).

### H.1 Temporal Information Retrieval

Temporal Information Retrieval (TIR) has long been recognized as a critical subfield of IR. Early surveys (Campos et al., 2014) and tasks like NT-CIR Temporalia (Joho et al., 2014) established the importance of classifying queries by temporal intent (e.g., past, future, atemporal). However, these benchmarks primarily relied on news and blog corpora where temporal reasoning was limited to identifying explicit timestamps or "recency" signals (Joho et al., 2016).

A recent survey by Piryani et al. (2025) highlights that while traditional TIR focused on document re-ranking based on publication dates, modern challenges require "content-aware" temporal reasoning that goes beyond metadata. TEMPO addresses this by requiring systems to retrieve documents based on semantic temporal alignment (e.g., "post-GDPR era" vs. "pre-2018") rather than simple timestamp filtering.

### H.2 Temporal Question Answering

The field of Temporal QA has seen rapid development, shifting from simple factoid questions to complex reasoning tasks.

- **Fact-Centric Benchmarks:** Early datasets like TempQuestions (Jia et al., 2018) and TimeQA (Chen et al., 2021) focused on knowledge base (KB) lookup. More recent large-scale efforts include ComplexTempQA (Gruber et al., 2025), which offers 100 million synthetic questions over Wikipedia, and History-BankQA (Mandal et al., 2025), which targets historical events across multiple languages.
- **LLM-Oriented Benchmarks:** The TIME benchmark (Wei et al., 2025) evaluates LLMs on explicit temporal reasoning tasks across text, news, and dialogue. Similarly, TimelineQA (Tan et al., 2023) tests an agent's

ability to construct timelines from single-document contexts.

**Limitation:** As noted in recent systematic reviews (Brown et al., 2025), these benchmarks primarily evaluate the final generated answer. They do not penalize systems that hallucinate the correct date or retrieve temporally irrelevant documents (e.g., retrieving 2020 data to answer a 2010 question) as long as the final output is correct. TEMPO uniquely evaluates the intermediate retrieval step, ensuring that the evidence itself is temporally valid.

### H.3 Reasoning-Intensive Retrieval

A parallel trend is the emergence of "Reasoning-Intensive Retrieval," where the difficulty lies in the logic rather than the keyword overlap.

- **Atemporal Reasoning:** BRIGHT (Su et al., 2024) and RAR-b (Xiao et al., 2024) demonstrated that state-of-the-art retrievers fail on queries requiring logical deduction, coding, or economic reasoning.
- **Reasoning Models:** New architectures like ReasonIR (Shao et al., 2025), RaDeR (Das et al., 2025), and query-reasoning reinforcers (Qin et al., 2025) have been proposed to bridge this gap.

However, these benchmarks lack a temporal dimension. A query in BRIGHT might ask about a static code function, whereas a query in TEMPO asks how that function's security vulnerabilities evolved over five years. TEMPO is the first to combine the logical complexity of BRIGHT with the temporal constraints of TimeQA.

### H.4 Temporal RAG and Knowledge Graphs

The intersection of Temporal Reasoning and RAG is a nascent field. ChronoQA (Chen et al., 2025) specifically targets "temporal-sensitive RAG," but it is restricted to Chinese news articles and focuses on recency bias updates. In the Knowledge Graph (KG) domain, architectures like TimeR4 (Qian et al., 2024) and TempoQR (Mavromatis et al., 2022) attempt to embed temporal scopes into graph nodes. Recent frameworks like CRP-RAG (Xu et al., 2024) attempt to plan "knowledge actions" to answer complex logical queries.

TEMPO complements these works by providing a domain-diverse, English-language testbed that

requires cross-period analysis—synthesizing evidence from a baseline period (e.g., "pre-2008 crisis") and a comparison period (e.g., "post-2010 recovery")—a capability not explicitly measured by existing temporal RAG benchmarks.

## **I Dataset Examples**

Table 44: **History example.** A randomly sampled query with one positive and one negative document.

---

***Query***

---

Was the Tsar's property separated from state property in Russian Empire in early 19th century (regarding land)?  
Was the Tsar's property on land separated from state property in Russian Empire in early 19th century?  
I mean, were there Tsar's serfs who were not state serfs?

---

***Example positive document***

---

The appanage peasants lived on the personal properties of the Romanov family; Alexander II granted them personal freedom in 1863. They received land allotments in 1863 and were placed on forty-nine-year redemption payments in 1865. The state peasants lived on state lands under state administrators; they received freedom in 1866.

The core "freedom" the peasants received was the elimination of the personal, arbitrary, and capricious power of their noble and state masters. Members of the noble landowning estate and the tsar's agents could no longer buy and sell peasants, mortgage them for cash, order their daily labors, determine whom and when they married, move them from one estate to another, break up families, beat them, claim sexual rights over them, exile them to Siberia, impose both police and judicial authority over them, demand that they gather forest products such as berries for their masters' larders, or decide who would enter military service for virtually their entire adult lives.

The emancipation legislation involved a land reform that transferred as much as half of the nobility's land to the peasants. The reformers tried to design this transfer so that it would not cause dangerous instability in the countryside. They also tried to soften the economic blows to the nobility and to guarantee that peasants would continue to produce crops and pay their taxes. These aims

...

---

***Example negative document***

---

By an odd twist of fate, defeat in the war proved of value to the new Tsar. Although he had been trained for government from an early age, foreign observers had remarked on how diffident and unsure he appeared. The war changed all that. Coming to the throne in 1855 in the middle of the conflict, Alexander II was unable to save Russia from military failure, but the humiliation convinced him that, if his nation was to have stability and peace at home and be honoured abroad, military and domestic reforms were vitally necessary. The first step on that path would be the removal of serfdom, whose manifest inefficiency benefited neither lord, peasant, nor nation. Alexander declared that, despite Russia's defeat, the end of the war marked a golden moment in the nation's history. Now was the hour when every Russian, under the protection of the law, could begin to enjoy 'the fruits of his own labours'. Alexander was right in thinking the time was propitious. It had long been appreciated that some land reform was necessary. To the social and economic arguments were now added powerful military ones. The army was the great symbol of Russia's worth. As long as its army remained strong Russia could afford to ignore its backwardness as a nation. But the Crimean defeat had undermined this notion of Russia's invincibility. Few now had reasoned objections to reform. Serfdom was manifestly not wor

...

---

Table 45: **Hsm example.** A randomly sampled query with one positive and one negative document.

---

***Query***

---

What is the most ancient milestone of mathematical reasoning or mathematical knowledge?  
 I know about the Plimpton 322 tablet and Pythagorean triples. But can we be sure that this is the first instance of mathematical reasoning? I am talking about notions, propositions, or questions about mathematics.  
 I ask you if you can say what the milestone of mathematical reasoning or mathematical knowledge is, as accepted by the scientific community.  
 I have two ideas as to what ancient notions of mathematics could be like. Let's say that humans were a band of Paleolithic hunters or gatherers. If the group gets  $N$  items of food, then, leaving out social synergies, the appropriate distribution is the Euclidean division between the participants. If there are paintings of two animals in a cave, does this mean that Paleolithic men/women had the notion of the integer  $2$ ? Are there scientific thoughts  
 ...

---

***Example positive document***

---

It consists of 29 distinct notches that were deliberately cut into a baboon's fibula.  
 The bone is between 44,200 and 43,000 years old, according to 24 radiocarbon datings. This is far older than the Ishango bone with which it is sometimes confused. Other notched bones are 80,000 years old but it is unclear if the notches are merely decorative or if they bear a functional meaning.  
 According to The Universal Book of Mathematics, the Lebombo bone's 29 notches "may have been used as a lunar phase counter, in which case African women may have been the first mathematicians, because keeping track of menstrual cycles requires a lunar calendar." However, the bone is clearly broken at one end, so the 29 notches may or may not be a minimum number. In the cases of other notched bones since found globally, there has been no consistent notch tally, many being in the 1–10 range. The Lebombo bone resembles a calendar used by the early men of the area, coming from the San clans of Namibia; this way of making tallies is still used by the San people today.  
 Lebombo Ishango bones  
 Top image: Lebombo bone. Bottom: Ishango bone with prime numbers engraving (J.D. Loreto and D.H. Hurlbert Smithsonian)  
 According to The Universal Book of Mathematics, the Lebombo bone's 29 notches "may have been used as a lunar phase counter, in which case African women may have been the first mathematicians, because ke  
 ...

---

***Example negative document***

---

The discovery made by Otto Neugebauer and his assistant in the 1940s was an important one. The numbers in Plimpton 322 are what are now called Pythagorean triples. It gives the short side and the diagonal (hypotenuse) of 15 right triangles. The long sides of the right triangles are not shown. As we will see below, the 15 right triangles have steadily decreasing slopes. The Sumerians in the Old Babylonian period knew about the Pythagorean theorem over 1,000 years before the time of Pythagoras!  
 Since the discovery made by Otto Neugebauer, Plimpton 322 was a subject of extensive research by mathematicians. Obviously mathematicians are intrigued by the connection of a 4000-year tablet with modern mathematics. Because of the intricate mathematical interpretations they made of the tablet, many mathematicians thought highly of the tablet. For example, the author of the tablet must be a mathematical prodigy or a professional mathematician, doing high level research in the Old Babylonian Period.

---

Table 46: **Politics example.** A randomly sampled query with one positive and one negative document.

---

***Query***

---

What was the most succesful military dictatorship in the last 200 years in terms of economic growth? Military dictatorships are controlled by military officers. I am wondering which military dictatorship was the most economically successful, you can use any figure like GDP growth, GDP per capita, GDP (PPP), etc. to base your argument. I don't think the current Chinese government was a military dictatorship. Maybe Mao's government, but not the government that followed, so I am guessing China wouldn't count.

---

***Example positive document***

---

Park began a series of economic reforms that eventually led to rapid and unprecedented economic growth and industrialization, a phenomenon that is now known as the Miracle on the Han River. This made South Korea one of the fastest growing economies of the 1960s and 1970s, albeit with costs to labor rights. This era also saw the formation of chaebols: family companies supported by the state similar to the Japanese zaibatsu. Examples of significant chaebols include Hyundai, LG, and Samsung. Although popular during the 1960s, Park's popularity started to plateau by the 1970s, with closer than expected victories during the 1971 presidential election and the subsequent legislative elections. In 1972, Park declared martial law after carrying out a self-coup. He then introduced the highly authoritarian Yushin Constitution, ushering in the Fourth Republic. Now ruling as a dictator, he constantly repressed political opposition and dissent and completely controlled the military. He also had much control over the media and expressions of art. In 1979, Park was assassinated by his close friend Kim Jae-gyu, director of the KCIA, following the Busan–Masan Uprising.[2] Whether the assassination was spontaneous or premeditated remains unclear to this day. Economic growth continued in spite of the 1979 coup d'état and considerable political turmoil in the wake of his assassination. He was soon

...

---

***Example negative document***

---

Determining adequate levels of military spending and sustaining the burden of conflicts have been among key fiscal problems in history. Ancient societies were usually less complicated in terms of the administrative, fiscal, technological, and material demands of warfare. The most pressing problem was frequently the adequate maintenance of supply routes for the armed forces. On the other hand, these societies were by and large subsistence societies, so they could not extract massive resources for such ventures, at least until the arrival of the Roman and Byzantine Empires. The emerging nation states of the early modern period were much better equipped to fight wars. On the one hand, the frequent wars, new gunpowder technologies, and the commercialization of warfare forced them to consolidate resources for the needs of warfare. On the other hand, the rulers had to – slowly but surely – give up some of their sovereignty to be able to secure required credit both domestically and abroad. The Dutch and the British were masters at this, with the latter amassing an empire that spanned the globe at the eve of the First World War.

---

Table 47: **Hsm example.** A randomly sampled query with one positive and one negative document.

<b><i>Query</i></b>
<p>How accurate was the measurement of the period of Earth's orbit in the 19th Century?</p> <p>There was a section on my textbook on history of theories of sun's energy source.</p> <p>It talks about how the Meteorite Theory was dismissed, as it would decrease the period of Earth's orbit by 2 seconds per year due to increased mass of the Sun.</p> <p>This theory was dismissed due to disagreeing with observation. And the textbook says the change in period is "easily measurable"</p> <p>My question is how is 2 seconds difference easily measurable in Nineteenth Century?</p>
<b><i>Example positive document</i></b>
<p>In the nineteenth century, scientists thought that the source of the Sun's heat might be the mechanical motion of meteorites falling into it. Their calculations showed, however, that in order to produce the total amount of energy emitted by the Sun, the mass in meteorites that would have to fall into the Sun every 100 years would equal the mass of Earth. The resulting increase in the Sun's mass would, according to Kepler's third law, change the period of Earth's orbit by 2 seconds per year. Such a change would be easily measurable and was not, in fact, occurring. Scientists could then disprove this as the source of the Sun's energy.</p> <p>Gravitational Contraction as a Source of Energy</p> <p>Proposing an alternative explanation, British physicist Lord Kelvin and German scientist Hermann von Helmholtz (Figure 16.2), in about the middle of the nineteenth century, proposed that the Sun might produce energy by the conversion of gravitational energy into heat. They suggested that the outer layers of the Sun might be "falling" inward because of the force of gravity. In other words, they proposed that the Sun could be shrinking in size, staying hot and bright as a result.</p> <p>Kelvin (1824–1907) and Helmholtz (1821–1894).</p> <p>Left: photograph of William Thomson (Lord Kelvin). Right: photograph of Hermann von Helmholtz.</p> <p>Figure 16.2. (a) British physicist William Thomson (Lord Kelvin) and (b) German scienc</p> <p>...</p>
<b><i>Example negative document</i></b>
<p>The Principia is the founding document of physics and astronomy as we know them, and it played a key role in the scientific revolution four centuries ago. For two centuries afterward, mathematicians worked out the details of Newtonian mechanics, which led to determinism. The rise of modern physics in the early twentieth century undermined determinism, leading to indeterminism. In the seventeenth century, the so-called Enlightenment hijacked science, robbing it of its foundation in a worldview that had biblical elements, replacing it with a foundation of humanism. This has led to a growing hostility toward any concern of theism in scientific endeavors. The trends undermine the worldview that created science in the first place. Consequently, the future of science may be in question.</p> <p>Keywords: philosophy of science, determinism, deism, positivism, conflict thesis, special relativity, general relativity, quantum mechanics, Copenhagen interpretation</p>



## J Annotation Guidelines

This section provides detailed guidelines for annotators constructing the TEMPO dataset. The annotation process involves selecting StackExchange posts with temporal reasoning requirements, identifying temporally relevant documents, mining hard negatives, and annotating temporal metadata at multiple levels.

### J.1 Query Selection and Filtering

Annotators browse Stack Exchange posts from newest to oldest within their assigned domain and select posts meeting ALL of the following criteria:

#### Required Criteria:

1. **High-quality answer:** The post must have at least one answer that is either:
  - Accepted by the question author (marked with green checkmark), OR
  - Has received more than 10 upvotes
2. **Temporal reasoning requirement:** The post must require temporal reasoning to answer. This includes questions that:
  - Track changes or evolution over time (e.g., “How has X changed since Y?”)
  - Compare historical baselines with current states (e.g., “What was different before/after Z?”)
  - Require understanding temporal dependencies or causation
  - Ask about trends, patterns, or developments across time periods
  - Need cross-period evidence synthesis to answer
3. **Technical complexity:** The question requires reasoning beyond simple date lookup or keyword matching. Avoid questions that can be answered by retrieving a single date or simple fact.
4. **Temporal signals:** The post should contain explicit or implicit temporal signals such as:
  - Specific dates, years, or time periods (e.g., “in 1914”, “during the 1990s”)
  - Relative temporal references (e.g., “before the war”, “after GDPR”, “since 2017”)
  - Temporal keywords (e.g., “evolution”, “history”, “change”, “trend”, “origin”)

#### Exclusion Criteria:

- Posts with only simple fact-seeking queries (e.g., “When did X happen?”)
- Questions where temporal aspects are merely supplementary, not central to the answer
- Opinion-based or subjective questions without temporal grounding
- Posts where answers rely purely on speculation without temporal evidence
- Duplicate or near-duplicate questions
- Questions that can be answered by retrieving a single Wikipedia date entry

### J.2 Constructing Queries

For each selected post, construct the temporal query as follows:

#### Step 1: Extract text content

- Combine the post title and body text
- Preserve HTML formatting where it aids readability (lists, emphasis)
- Retain technical terminology, historical references, and temporal expressions
- Remove broken links and irrelevant HTML artifacts

#### Step 2: Verify temporal complexity

- Confirm the query requires multi-step temporal reasoning
- Identify the temporal scope (specific years, decades, centuries, or relative periods)
- Determine if cross-period analysis is needed (comparing multiple time periods)
- Note key temporal anchors mentioned in the query

#### Step 3: Classify temporal characteristics

- Identify the primary temporal intent (when/duration/order/before\_after/ongoing\_status/period\_definition/timeline)
- Assign the temporal reasoning class (see §J.6)
- Extract explicit temporal signals and events from the query text

### J.3 Positive Document Construction

Positive documents must provide *temporal evidence* that helps reason through the query's temporal aspects. Follow these steps:

#### Step 1: Discover candidate documents

Use TWO methods to find candidate documents:

##### Method A - Answer links:

- Visit all external URLs linked in accepted or highly-voted answers
- Check if the linked page contains temporal information relevant to the query
- Prioritize sources that discuss the time periods mentioned in the query

##### Method B - AI-assisted discovery:

- Use Gemini (Google AI) with the following prompt template:

*“Give me articles from the internet to answer this temporal query: [paste full question text]. Focus on sources that discuss the time periods and temporal evolution mentioned.”*

- Visit suggested web pages and evaluate their temporal relevance

#### Step 2: Evaluate temporal relevance

For each candidate web page, extract passages that meet the temporal relevance criteria:

##### A document/passage is **POSITIVE** if it:

- **Provides baseline temporal evidence:** Contains information about the historical state or starting point referenced in the query
- **Provides comparison temporal evidence:** Contains information about the later state or endpoint for cross-period queries
- **Explains temporal evolution:** Describes how phenomena changed, developed, or evolved over the relevant time periods
- **Contains temporal context:** Provides historical background necessary to understand temporal relationships
- **Includes temporal synthesis:** Helps connect evidence across multiple time periods to form a complete answer

##### A document/passage is **NOT positive** if it:

- Discusses the topic but lacks temporal information or covers wrong time periods
- Only mentions dates without explaining temporal relationships or changes
- Provides general background without addressing the specific temporal scope of the query
- Covers only one time period when the query requires cross-period comparison
- Contains anachronistic information that doesn't match the query's temporal focus

#### Step 3: Extract passages with temporal annotations

- For each positive web page, identify and extract temporally relevant passages
- Each passage should be self-contained (typically 1–5 paragraphs)
- Annotate each passage with:
  - Temporal signals present in the passage
  - Time scope (start and end dates in ISO format when determinable)
  - Temporal events mentioned
  - Dominant tense (past/present/future/mixed)
- Record confidence score (0–1) for temporal annotations

#### Step 4: Ensure temporal coverage

- For cross-period queries, ensure positive documents cover BOTH baseline and comparison periods
- Verify that the combined positive documents provide sufficient temporal evidence to answer the query
- If temporal coverage is incomplete, search for additional documents

#### Step 5: Record metadata

- Source URL of the document
- Type of source (Wikipedia, academic article, news archive, official documentation, blog, etc.)
- Date accessed
- Temporal scope covered by the document
- Brief justification for temporal relevance

## J.4 Hard Negative Mining

Hard negatives for TEMPO are documents that are *topically related but temporally incomplete or irrelevant*. These prevent models from relying on simple semantic matching without temporal understanding.

### Types of temporal hard negatives:

1. **Wrong time period:** Documents discussing the same topic but in a different time period than the query requires
2. **Missing temporal coverage:** Documents covering only one time period when cross-period analysis is needed
3. **Temporally vague:** Documents discussing the topic without specific temporal grounding
4. **Anachronistic:** Documents with temporal information that doesn't align with the query's temporal scope

### Step 1: Generate hard negative search query

- Use the GPT-4o prompt (Appendix B.1) to generate:
  1. A search query designed to find semantically similar but temporally incomplete content
  2. List of entities, events, and temporal anchors from the post
- The LLM outputs JSON with `llm_summary` and `entities_events`

### Step 2: Collect hard negative URLs

- Use the generated `llm_summary` as your Google search query
- Additionally search using combinations of `entities_events` WITHOUT temporal qualifiers
- Collect URLs that are:
  - Topically related to the query domain
  - Semantically similar to the query content
  - BUT missing the specific temporal information or time periods needed

### Step 3: Extract hard negative passages

For each hard negative URL:

- Extract passages that are topically related but temporally inadequate
- Hard negatives should be challenging—they might discuss the same general topic but:
  - Cover a different time period than required
  - Lack temporal specificity needed to answer the query
  - Miss one of the required time periods for cross-period queries
  - Discuss temporal aspects tangentially without depth
- Avoid completely unrelated content

### Step 4: Verify hard negative quality

- Confirm hard negatives are semantically similar (would rank highly with keyword matching)
- Verify they fail temporal requirements (wrong period, incomplete coverage, or temporally vague)
- Ensure a mix of hard negative types for diversity

## J.5 Step-wise Retrieval Planning

For Task 2 evaluation, decompose each query into sequential retrieval steps:

### Step 1: Analyze temporal structure

- Identify distinct temporal aspects or time periods in the query
- Determine the logical order of retrieval (e.g., baseline first, then comparison)
- Note dependencies between retrieval steps

### Step 2: Create retrieval steps

- Each step should target a specific temporal aspect or time period
- Steps should be concrete and actionable (e.g., “Retrieve historical statistics from 2013–2017”)
- Typically 2–4 steps per query
- Example step structure:
  - Step 1: Retrieve baseline evidence from [time period 1]

- Step 2: Retrieve comparison evidence from [time period 2]
- Step 3: Retrieve documents explaining the change/evolution

### Step 3: Map gold documents to steps

- Assign each positive document to the retrieval step(s) it satisfies
- A document may satisfy multiple steps if it covers multiple time periods
- Ensure each step has at least one mapped gold document

## J.6 Temporal Reasoning Classes

Assign each query to one primary temporal reasoning class:

1. **Event Analysis & Localization (EAL):** Pinpointing when events occurred and understanding their temporal context
2. **Time Period Contextualization (TPC):** Situating phenomena within specific historical periods
3. **Origins & Evolution Comparative (OEC):** Tracking how concepts evolved over time
4. **Trends & Cross-Period Comparison (TCP):** Comparing states across multiple time periods
5. **Event Verification & Authenticity (EVA):** Verifying temporal claims or dating artifacts
6. **Materials & Artifacts Provenance (MAP):** Dating and tracing origins of physical items
7. **Sources & Methods Documentation (SMD):** Understanding historical methodology and sources
8. **Causation Analysis (CAU):** Analyzing temporal cause-effect relationships
9. **Historical Attribution & Context (HAC):** Attributing ideas or events to correct time periods

## J.7 Quality Control and Review

### Self-check before submission:

1. Does the selected post genuinely require temporal reasoning (not just date lookup)?

2. Did you verify that answers have > 10 votes or are accepted?
3. Do positive documents provide temporal evidence for the required time periods?
4. For cross-period queries, do positive documents cover BOTH baseline and comparison periods?
5. Are hard negatives temporally inadequate but semantically similar?
6. Is the retrieval plan logical and are gold documents correctly mapped to steps?
7. Are all temporal annotations (signals, events, time scope) accurate?

### Annotation review process:

- Initial annotations are reviewed by two PhD students with domain expertise
- Reviewers check: (1) temporal relevance of positive documents, (2) temporal inadequacy of hard negatives, (3) accuracy of temporal annotations, (4) validity of retrieval plans
- Inter-annotator agreement measured using Cohen's Kappa
- Only annotations with **unanimous approval** from all reviewers are retained
- Disagreements are resolved through discussion or the example is discarded

### Common Mistakes to Avoid:

1. **Selecting simple date-lookup queries:** The query must require temporal reasoning, not just retrieving when something happened
2. **Incomplete temporal coverage:** For cross-period queries, ensure positive documents cover all required time periods
3. **Too-easy temporal negatives:** Hard negatives should be semantically similar but fail on temporal grounds—don't include completely off-topic documents
4. **Ignoring temporal scope:** Ensure positive documents cover the specific time periods in the query, not just any temporal information

5. **Incorrect temporal annotations:** Double-check time scope annotations, especially ISO date formats
6. **Illogical retrieval plans:** Steps should follow a natural temporal progression and be independently actionable
7. **Missing step-document mappings:** Every retrieval step must have at least one gold document mapped to it

## **J.8 Domain-Specific Annotation Notes**

### **For Blockchain domains (Bitcoin, Cardano, Iota, Monero):**

- Temporal focus typically on protocol evolution, market changes, and technology updates
- Time periods often span 2009–present with rapid changes
- Hard negatives can discuss similar blockchain concepts but from different protocol versions or time periods
- Sources include whitepapers, technical documentation, and cryptocurrency news archives

### **For Social Sciences (Economics, Law, Politics, History):**

- Temporal scope may span centuries; ensure positive documents match the query's era
- Cross-period queries common (e.g., comparing policies before/after major events)
- Prefer academic sources, government documents, and authoritative analyses
- Hard negatives often discuss same topic but in wrong historical period

### **For Applied domains (Quant, Travel, Workplace, Genealogy):**

- Temporal aspects often relate to policy changes, regulation updates, or practice evolution
- For Genealogy, temporal accuracy is critical—verify historical dates carefully
- Hard negatives may discuss similar practices but from different eras

- Balance between academic sources and practical documentation

### **For STEM (History of Science and Mathematics):**

- Focus on evolution of scientific ideas and mathematical concepts
- Attribution to correct time periods is crucial
- Positive documents should explain how ideas developed temporally
- Hard negatives might discuss same concepts but misattribute time periods
- Prefer peer-reviewed history of science literature