

# Bridging Semantic Understanding and Popularity Bias with LLMs

Renqiang Luo  
Jilin University  
Changchun, China  
lrenqiang@outlook.com

Dong Zhang  
Dalian University of Technology  
Dalian, China  
dongzhang1222@outlook.com

Yupeng Gao  
Dalian University of Technology  
Dalian, China  
commer@mail.dlut.edu.cn

Wen Shi  
Jilin University  
Changchun, China  
shiwen24@mails.jlu.edu.cn

Mingliang Hou  
Jinan University & TAL Education  
Group  
Guangzhou, China  
teemohold@outlook.com

Jiaying Liu  
Dalian University of Technology  
Dalian, China  
jiayingliu@dlut.edu.cn

Zhe Wang  
Jilin University  
Changchun, China  
wz2000@jlu.edu.cn

Shuo Yu\*  
Dalian University of Technology  
Dalian, China  
shuo.yu@ieee.org

## Abstract

Semantic understanding of popularity bias is a crucial yet underexplored challenge in recommender systems, where popular items are often favored at the expense of niche content. Most existing debiasing methods treat the semantic understanding of popularity bias as a matter of diversity enhancement or long-tail coverage, neglecting the deeper semantic layer that embodies the causal origins of the bias itself. Consequently, such shallow interpretations limit both their debiasing effectiveness and recommendation accuracy. In this paper, we propose FairLRM, a novel framework that bridges the gap in the semantic understanding of popularity bias with Recommendation via Large Language Model (RecLLM). FairLRM decomposes popularity bias into item-side and user-side components, using structured instruction-based prompts to enhance the model's comprehension of both global item distributions and individual user preferences. Unlike traditional methods that rely on surface-level features such as "diversity" or "debiasing", FairLRM improves the model's ability to semantically interpret and address the underlying bias. Through empirical evaluation, we show that FairLRM significantly enhances both fairness and recommendation accuracy, providing a more semantically aware and trustworthy approach to enhance the semantic understanding of popularity bias. The implementation is available at <https://github.com/LuoRenqiang/FairLRM>.

## CCS Concepts

• Information systems → Recommender systems; • Computing methodologies → Lexical semantics.

\* Corresponding Author.

Permission to make digital or hard copies of all or part of this work for personal or classroom use is granted without fee provided that copies are not made or distributed for profit or commercial advantage and that copies bear this notice and the full citation on the first page. Copyrights for components of this work owned by others than the author(s) must be honored. Abstracting with credit is permitted. To copy otherwise, or republish, to post on servers or to redistribute to lists, requires prior specific permission and/or a fee. Request permissions from [permissions@acm.org](mailto:permissions@acm.org).

The ACM Web Conference '26, Dubai, United Arab Emirates

© 2026 Copyright held by the owner/author(s). Publication rights licensed to ACM.  
ACM ISBN 978-1-4503-XXXX-X/2018/06  
<https://doi.org/XXXXXXX.XXXXXXX>

## Keywords

Semantic analysis, Recommender systems, Algorithmic fairness, Popularity bias, LLM

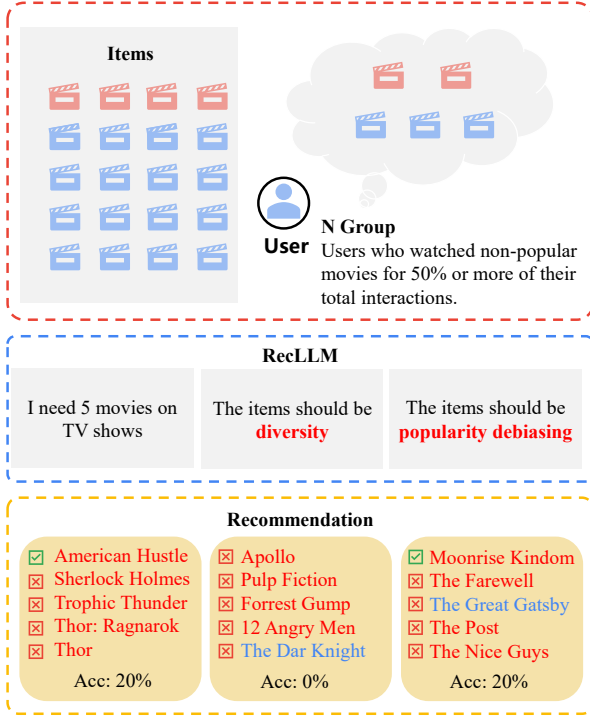
## ACM Reference Format:

Renqiang Luo, Dong Zhang, Yupeng Gao, Wen Shi, Mingliang Hou, Jiaying Liu, Zhe Wang, and Shuo Yu\*. 2026. Bridging Semantic Understanding and Popularity Bias with LLMs. In *Proceedings of The Web Conference 2026 (The ACM Web Conference '26)*. ACM, New York, NY, USA, 10 pages. <https://doi.org/XXXXXXX.XXXXXXX>

## 1 Introduction

As recommender systems strive to become more trustworthy, enhancing semantic understanding of core ethical concepts, such as popularity bias, is essential for advancing cognitive capabilities of web applications [11, 38]. Popularity bias occurs when popular items are recommended too frequently, while other products that may deserve more attention are ignored [2]. This surface-level issue, however, masks a more complex interaction between user preferences, item rankings, and recommendation algorithms [29]. In this context, semantic understanding refers to a model's ability to grasp the deeper implications of popularity bias, rather than merely recognizing its surface-level features [35]. In other words, a comprehensive semantic understanding of popularity bias requires recognizing not only the observable imbalance in recommendations but also the underlying causal mechanisms that give rise to it.

Developing a deeper semantic understanding of popularity bias is key to addressing challenges such as the long-tail problem [37], product homogeneity [17], and personalized user satisfaction [27, 40]. Existing methods, such as PAAC [6], primarily focus on surface-level mitigation by increasing recommendation diversity or boosting exposure to non-popular items. Although terms like "diversity" and "debiasing" are frequently used in prompts, our investigation with Large Language Models (LLMs) reveals that such cues remain shallow representations of popularity bias [16, 34]. They fail to encode the causal semantics that link user behavior, item features, and system design to the emergence of bias.



**Figure 1: Even with prompts including "diversity" and "debiasing", RecLLM recommendations remain heavily concentrated on popular items. Red (symbols and titles) denotes popular items, and blue denotes the niche items. The persistent overemphasis on popular content limits relevance for users with niche or diverse preferences, indicating a lack of deep semantic understanding of popularity bias.**

Our empirical observations confirm this limitation: RecLLMs not only inherit popularity bias but also amplify it, even when explicitly prompted with "diversity" or "debiasing" instructions. As shown in Figure 1, LLM-generated recommendations remain dominated by popular items, leading to clear performance disparities among users with niche preferences (see Section 4.1 for details). Even when prompted to increase diversity, RecLLMs simply substitute different popular items, revealing that their semantic understanding remains result-oriented, without recognizing the underlying causal factors, such as user-item interaction imbalance, that drive the bias [25].

Motivated by this gap, this paper investigates the semantic understanding of popularity bias in RecLLMs and addresses two central challenges: (1) Causal understanding in semantics: Existing approaches often overlook the causes of popularity bias, focusing solely on item-side distribution, which limits their ability to capture the full semantics of the problem. (2) Ethical comprehension in LLMs: How can LLMs be guided to internalize ethical concepts like fairness and bias, rather than relying on shallow lexical cues such as "diversity"? To explore these questions, we conduct an empirical evaluation on multiple datasets, testing different prompt designs aimed at improving item-side fairness and validating the necessity of causal, dual-side understanding. We further define a text-to-item matching pipeline that ensures normalization, catalog alignment, and robust handling of out-of-catalog items. Two key

metrics—Long-tail Coverage (LtC) [1] and Mean Recommendation Match Contribution (MRMC) [27]—are employed to measure item-side and user-side fairness, respectively. These findings collectively demonstrate that incorporating both causal and dual-side semantics is essential for a deeper understanding of popularity bias.

To bridge the gap between semantic understanding and popularity bias, we propose FairLRM, a semantic approach to understanding popularity bias. FairLRM explicitly decomposes popularity bias into item-side and user-side components, mitigating both through instruction-based prompting. Unlike previous methods that rely on vague cues like "diversity" or "debiasing", FairLRM conditions the LLM on structured popularity signals, enabling it to better account for both global item distributions and individual user preferences. This approach results in significant improvements in both fairness and recommendation accuracy, providing a practical path toward more trustworthy semantic recommender systems.

The main contributions of this work are summarized as follows:

- **Enhancing Semantic Understanding of Popularity Bias.** We identify the shortcomings in how current methods understand and address popularity bias, particularly in the context of RecLLMs, and demonstrate the need for a deeper semantic understanding of this issue.
- **Structuring and Quantifying Popularity Debiasing Concepts.** By breaking down the concept of popularity debiasing and expressing it in a structured and data-driven manner, we develop a semantic framework that is more suitable for model comprehension.
- **Improving Popularity Debiasing and Recommendation Performance in RecLLM.** Building on this semantic framework, our RecLLM model achieves improved popularity debiasing and enhanced recommendation performance.

## 2 Related Work

### 2.1 Semantic Understanding for Recommender Systems

As web applications continue to evolve, achieving a deeper semantic understanding of complex definitions is crucial for enhancing the cognitive capabilities of models [39, 42]. Bhattacharya and Pandey [5] developed an agricultural ontology for extracting relationships from text using Natural Language Processing, aiming to improve semantic understanding. Wang et al. [33] proposed a deep learning model based on the Transformer architecture, integrating a self-attention mechanism to capture long-distance dependencies in text for improved semantic understanding tasks.

Several researchers have focused specifically on semantic understanding for recommender systems [18, 43]. Shang et al. [26] used LLMs to integrate semantic understanding with user preferences, combining a fine-tuned Roberta semantic analysis model with a multi-modal user preference extraction mechanism. Similarly, Wan et al. [32] leveraged LLMs for semantic understanding by incorporating real-time scene information into recommender systems, enhancing RecLLM efficiency without requiring the model to process entire real-time scene texts directly.

Despite these advancements, a significant gap remains in the current understanding of semantics: the lack of explicit attention to ethical definitions, such as popularity bias [41]. While LLMs

excel at generating semantically relevant recommendations, the training data often reflects existing popularity distributions, leading to the overexposure of popular items and the neglect of niche content [23]. This imbalance can result in unfair outcomes for users with diverse preferences, negatively impacting both fairness and user satisfaction. Recent studies have started exploring fairness in RecLLM through fine-tuning and related techniques [13, 15], primarily focusing on group fairness (e.g., ensuring parity across demographic groups). However, the semantic understanding of popularity bias, particularly its impact on the interaction between items and users, remains largely unaddressed, leaving a significant gap in the current research landscape.

## 2.2 Popularity Bias

Popularity bias is a well-documented and pervasive issue in recommender systems, where popular items are disproportionately recommended, often at the expense of less popular, yet potentially relevant, long-tail items (or niche items) [10, 21]. This bias can arise from multiple factors, including data sparsity for unpopular items, collaborative filtering mechanisms that naturally favor frequently interacted items, and optimization objectives that prioritize overall accuracy over diversity or fairness [7, 20]. The consequences of popularity bias are far-reaching: it can reinforce existing popularity distributions, limit user exposure to novel or niche content, and ultimately reduce both the utility and serendipity of recommendations [22]. Additionally, the "rich-get-richer" phenomenon created by popularity bias can stifle innovation and hinder the visibility of emerging or new content [24].

Research has focused on mitigating popularity bias in traditional recommender systems [8, 31]. Some approaches explicitly diversify recommendation lists by promoting long-tail items, while others modify learning objectives to penalize the recommendation of popular items [14]. These methods have shown varying levels of success in mitigating bias in traditional settings. However, the direct application of these conventional debiasing techniques to the RecLLM paradigm is not straightforward due to the distinct architectural and operational characteristics of LLMs. LLMs' black-box nature and their reliance on vast amounts of pre-trained data make it difficult to apply traditional debiasing algorithms directly [9]. Moreover, in the emerging field of RecLLM, the study of popularity bias and its mitigation remains underdeveloped. Existing attempts to address this issue in LLMs often rely on basic data partitioning or simplistic re-ranking strategies based on item popularity, which fall short of comprehensively tackling the problem [19, 25].

A significant gap in current research lies in the lack of effective and actionable methods for debiasing popularity bias in LLMs, especially through the lens of semantic understanding.

## 3 Preliminaries

### 3.1 Notations and Metrics

Unless otherwise specified, this study employs consistent notation. Sets are represented by copperplate uppercase letters (e.g.,  $\mathcal{A}$ ), matrices by bold uppercase letters (e.g.,  $\mathbf{A}$ ), and vectors by bold lower-case letters (e.g.,  $\mathbf{a}$ ). The cardinality of a set  $\mathcal{A}$  is denoted by  $|\mathcal{A}|$ . The set of all users is defined as  $\mathcal{U}$ , with users in the test set specifically denoted as  $\mathcal{U}_t$ . The complete set of items is represented

by  $\mathcal{I}$ . Within the item set, popular items are designated as  $\mathcal{I}_p$ , and niche items are denoted as  $\mathcal{I}_n$ . The recommendation list generated for a user  $u_i$  is represented by  $\mathbf{L}(u_i)$ , and  $\mathbf{L}@k$  represents the top- $k$  items in this list.

This section outlines the metrics used to evaluate both accuracy and fairness of recommendation systems. The metrics are chosen to comprehensively assess performance while explicitly capturing the extent of popularity bias. LtC measures the diversity of long-tail items exposed to users, which is crucial in mitigating popularity bias [1]. Consider a recommender system that repeatedly recommends the same small set of long-tail items  $\mathcal{I}_l$  to every user  $u_i$ . Such a system may perform well on metrics like Recommendation Popularity (RP) and Average Percentage of Long-tail items (APL), but fails to expose users to a wide range of long-tail items. LtC solves this issue by measuring the fraction of unique long-tail items across all recommendation lists  $\mathbf{L}(u_i)$  for users in the test set  $\mathcal{U}_t$ , relative to the total number of long-tail items available:

$$\text{LtC} = \frac{|\bigcup_{u_i \in \mathcal{U}_t} \mathbf{L}(u_i) \cap \mathcal{I}_n|}{|\mathcal{I}_n|}, \quad (1)$$

where a higher LtC value indicates broader exposure of long-tail items and hence reduced popularity bias. LtC shows the semantic understanding of popularity bias in item-side.

Mean Rank Miscalibration (MRMC) provides a normalized fairness measure within  $[0, 1] \in \mathbb{R}$ , enabling comparisons across different fairness criteria [27]. Formally, let  $p$  denote the target distribution (e.g., global head/tail share or user-specific target), and let  $q$  denote the empirical distribution constructed from recommendations at cutoffs  $k$  over popularity bins. The calculation of MRMC is structured as follows:

$$\begin{aligned} \text{MC}(p, q) &= \frac{F(p, q)}{F(p, q(\{\cdot\}))}, \quad \text{RMC}(u_i) = \frac{\sum_{k=1}^N \text{MC}(p, q(\mathbf{L}@k))}{N}, \\ \text{MRMC} &= \frac{\sum_{u_i \in \mathcal{U}} \text{RMC}(u_i)}{|\mathcal{U}|}, \end{aligned} \quad (2)$$

where  $F(\cdot, \cdot)$  is a fairness divergence function (e.g., KL divergence, Hellinger distance, or Chi-squared divergence). The denominator  $F(\cdot, q(\{\cdot\}))$  corresponds to a void recommendation list, representing the worst-case divergence. Thus,  $\text{MC}(p, q)$  is a normalized miscalibration value,  $\text{RMC}(u_i)$  averages this over top- $N$  positions for a given user, and MRMC aggregates over all users. Smaller MRMC values indicate lower popularity bias and better fairness. MRMC shows the semantic understanding of popularity bias in user-side.

MRR evaluates recommendation accuracy by measuring how highly the first relevant item is ranked. If  $\text{rank}_{u_i}$  denotes the position of the first relevant item for user  $u_i$ , MRR is defined as:

$$\text{MRR} = \frac{1}{|\mathcal{U}|} \sum_{u_i \in \mathcal{U}} \frac{1}{\text{rank}_{u_i}}, \quad (3)$$

where higher MRR values indicate that relevant items are placed earlier in recommendation lists.

F1 combines precision@ $k$  and recall@ $k$  into a single harmonic mean, providing a balanced measure of recommendation quality. For a user  $u_i$ , let  $\mathbf{L}@k$  denote the top- $k$  recommended items and

$\mathcal{I}(u_i)$  the ground-truth relevant items. Then:

$$\begin{aligned} \text{Precision}@k(u_i) &= \frac{|\mathcal{L}@k \cap \mathcal{I}(u_i)|}{k}, \\ \text{Recall}@k(u_i) &= \frac{|\mathcal{L}@k \cap \mathcal{I}(u_i)|}{|\mathcal{I}(u_i)|}. \end{aligned} \quad (4)$$

The F1-score is given by:

$$\text{F1}@k(u_i) = \frac{2 \cdot \text{Precision}@k(u_i) \cdot \text{Recall}@k(u_i)}{\text{Precision}@k(u_i) + \text{Recall}@k(u_i)}. \quad (5)$$

Finally, F1@k is computed by averaging across all users:

$$\text{F1}@k = \frac{1}{|\mathcal{U}|} \sum_{u_i \in \mathcal{U}} \text{F1}@k(u_i). \quad (6)$$

### 3.2 Item and User Popularity Categorization

To inform the debiasing methodology, we establish a systematic categorization of both items and users based on popularity. This process begins with item classification. Leveraging the Pareto principle (i.e., the 20/80 rule), items are sorted by their interaction counts [4]. Empirical evidence from long-tail distributions shows that a small fraction of items typically accounts for the majority of interactions. Accordingly, the top 20% of items with the highest interaction counts are designated as **P** (popular items or hot items), while the remaining 80% are classified as **N** (niche items or tail items). This 2/8 division is consistent with the statistical characteristics of real-world recommender data, where item consumption naturally follows a long-tail distribution [44]. The distinction between popular and niche items thus provides a principled basis for analyzing item popularity and guiding debiasing strategies, enabling the model to differentiate between widely consumed and less frequently accessed content.

Building upon this item categorization, users in the training set are grouped according to their historical engagement patterns, thereby capturing their popularity preference. This categorization is conducted carefully to avoid any data leakage from the test set, thereby ensuring evaluation integrity. Users are grouped as follows:

- **P Group (Popularity-biased Users):** Users whose interactions with popular movies account for at least 50% of their total consumption. This group is typically overserved by recommendation systems, often receiving redundant popular content that may overlook their more diverse interests.
- **N Group (Niche-biased Users):** Users whose interactions with popular items account for at most 50% of their total consumption. These users are especially vulnerable to popularity bias, as their preferred niche items are systematically under-represented. Consequently, they often receive suboptimal recommendations that fail to reflect their true preferences.

This detailed user segmentation provides a structured foundation for developing a dual-side debiasing approach. By explicitly distinguishing users who predominantly prefer popular items, those who prefer niche content, and those with diverse interests, the system can better tailor its recommendations.

## 4 Methodology

Popularity bias arises when recommendation models disproportionately favor items with high interaction counts (popular items),

while overlooking long-tail or niche items that better align with certain user groups [28]. This bias not only reduces exposure to diverse content but also creates unfair disadvantages for users whose tastes lie outside the mainstream. Thus, semantic understanding of popularity bias is critical from both the item-side and user-side perspectives. This section presents our methodology for achieving a semantic understanding of popularity bias with RecLLM, focusing on prompt optimization through semantic guidance. Our approach revolves around two central questions: (1) Are traditional debiasing prompts, such as "diversity" or "debiasing", effective when applied to RecLLM? (2) How can we enable LLMs to semantically understand and actively mitigate popularity bias, especially from a dual-side perspective. Figure 2 provides an overview of the framework.

### 4.1 Empirical Observations

We conduct experiments on the MovieLens-20M dataset, splitting it into a training set (70%) and a test sets (30%). Based on the number of interactions in the training set, we categorize the top 20% of movies as popular and the remaining 80% as niche. We then tested RecLLM prompts with three different strategies: vanilla RecLLM, adding "diversity" to the prompts, and incorporating "popularity debiasing" directly into the prompts.

The results, shown in Figure 1, reveal that while adding diversity slightly increases the recommendation of niche movies, it significantly compromise the model's performance, particularly in recommendation accuracy. On the other hand, incorporating popularity debiasing results in some increase in niche movie recommendations, but still fails to adequately meet the needs of N Group users, who require a sufficient number of niche items.

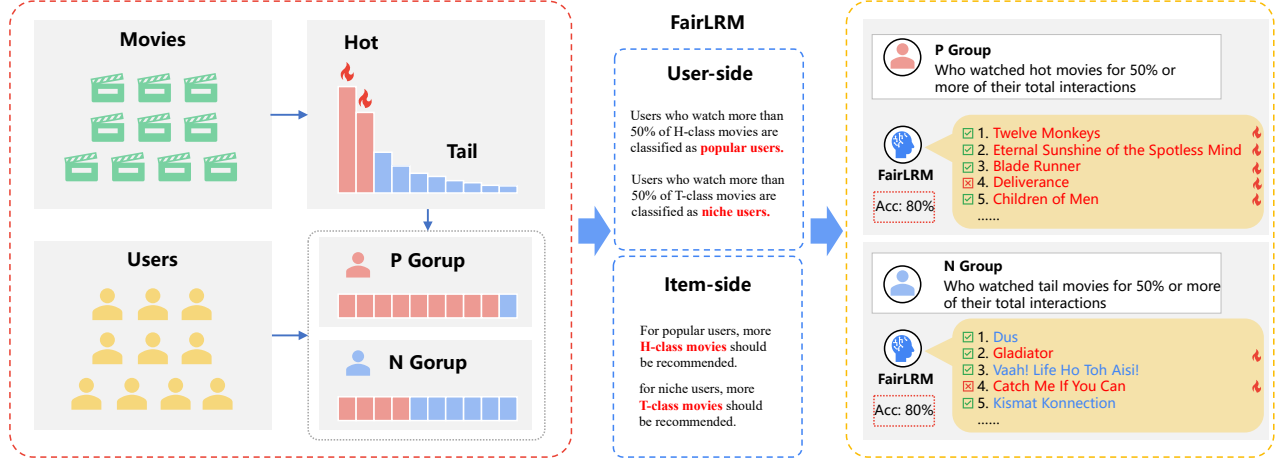
These findings suggest that "diversity" and "debiasing" are surface-level features in recommender systems and do not fully address the deeper semantic understanding required to mitigate popularity bias. This highlights the need for more advanced strategies that go beyond these surface-level adjustments. The prompt details are as follows: **Vanilla RecLLM:** "I need 10 movies or TV shows." **diversity:** "Please recommend a diverse list of 10 movies." **popularity debiasing:** "Please apply popularity debiasing: avoid recommending only popular movies; include long-tail movies when appropriate."

### 4.2 Diversity Requirement in Prompts

A natural starting point is to include explicit diversity requirements in the prompts given to the LLM. The goal is to test whether established debiasing methods, which typically encourage item diversity, can be effectively applied in the RecLLM context. The prompt then reads: "Please recommend a diverse list of 10 movies, covering different genres and popularity levels." This ensures the model understands the diversity of items from an item-side perspective.

While this approach increases the apparent variety of recommendations, the results show that LLMs largely achieve "diversity" by staying within the popular items. Instead of recommending niche items, the model tends to suggest multiple popular movies from different genres. As a result, the underlying popularity bias remains unresolved. In addition, precision often declines as the variety of recommended items does not align with user preferences.

This finding demonstrates a limitation of simply applying generic diversity constraints: the LLM interprets "diverse" semantically but



**Figure 2: This illustrates how FairLRM’s semantic understanding of popularity bias enhances recommendation performance, particularly for users with niche preferences. Red items are popular, while blue represents niche items (or long-tail items).**

defaults to popularity when filling the requirement. Without a deeper semantic grounding in what constitutes popularity bias, the model cannot effectively distinguish “true diversity” from superficial variation within popular items. This highlights the need for explicit bias grounding within the debiasing strategy.

### 4.3 Dual-side Popularity Debiasing

To overcome these limitations, we shift the focus to a dual-side, semantically grounded approach. Instead of treating all users as identical, we classify them based on their historical interaction patterns with popular and niche items, ensuring no data leakage from the test set. This user categorization is then incorporated into the prompt, providing the LLM semantic context about user preference. With this guidance, the model can adjust its recommendations to better balance popular and niche content for different user groups.

Importantly, this strategy goes beyond simply “asking for diversity”. It enables the LLM to understand the semantic gap between users preferring popular items and those seeking niche or mixed content. The model can then conceptualize popularity bias: for P Group users, it avoids over-serving popular items; for N Group users, it ensures sufficient exposure to niche items.

Since the effectiveness of user classification may vary with different LLMs, we tested multiple thresholds for categorizing user bias: **FairLRM (55)**: A moderate threshold, where users are considered as P Group, if at least 50% of their interactions involve popular items. **FairLRM (82)**: A stricter threshold, requiring 80% of interactions to involve popular items before a user is classified as P Group. This isolates users with a very strong popularity bias, allowing for targeted analysis. By embedding these categorizations directly into the prompts, FairLRM enables LLMs to reason semantically about user preferences and popularity bias, rather than relying on superficial diversity signals. This method improves both fairness and personalization, addressing popularity bias more effectively than diversity-only constraints. Subsequently, the user classification information is embedded explicitly within the prompt for each recommendation request. The prompt states:

*“The user segmentation rules are as follows: users who watch more than 50% of H-class movies are classified as popular users, those who watch more than 50% of T-class movies are classified as niche users, and the remaining are ordinary users. For popular users, more H-class movies should be recommended, while for niche users, more T-class movies should be recommended.”*

These segmentation details are adapted to the specific characteristics of the LLM in use, ensuring optimal comprehension and effective guidance. The careful design transforms the LLM from a general text generator into a bias-aware recommender system. By explicitly encoding a user’s preference for popular or niche content, the LLM learns that popularity bias originates from heterogeneous user preferences rather than solely item-level frequency. This direct integration of user-side popularity information aims to enhance the LLM’s semantic understanding of bias, guiding it to produce recommendations that are both personalized and fair. Unlike broad diversity requirements, which often neglect user-specific needs, this approach aligns debiasing with individual preference structures. As a result, it is expected to improve fairness metrics while maintaining or even enhancing accuracy, enabling a more equitable distribution of recommendations across user groups.

## 5 Experiments

### 5.1 Datasets

The MovieLens-20M dataset [12] validates the proposed methodology. This widely recognized benchmark, collected from the MovieLens movie recommendation service, consists of 20 million five-star ratings and free-text tags for more than 270,000 movies by 138,493 users. Its large scale and diversity provide a rich source of real-world user–item interaction data, making it particularly suitable for evaluating LLM-based recommendation approaches under realistic conditions and for systematically observing popularity bias.

The Goodbooks-10k dataset [36] contains 982,000 ratings of 10,000 books provided by 53,271 users. The dataset is publicly available through the FastML platform and includes ratings, book metadata, to-read tags, as well as user-generated tags and shelves. Its rating distribution is centered around approximately 100 ratings



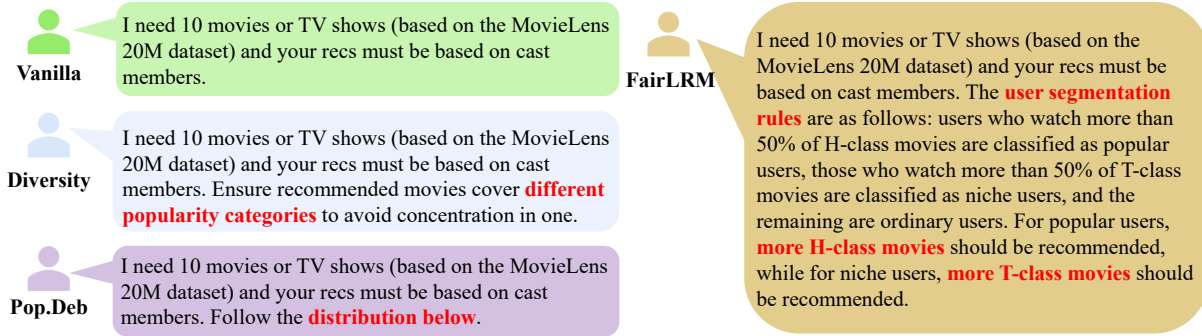


Figure 3: Prompts of baselines.

per user, with an average rating of about 4. Both the number of ratings per user and the average rating distribution follow patterns close to a multivariate normal distribution, making this dataset a complementary benchmark to MovieLens-20M for testing the robustness of the proposed method across different domains.

Table 1: Statistical summary of the datasets.

Datasets	MovieLens-20M	Goodbooks-10k
The number of users	138, 493	53, 271
The number of items	270, 000	10, 000
The number of interaction	20, 000, 000	5, 972, 476
P Group/ N Group (55)	138, 484/9	45, 599/7, 672
P Group/ N Group (82)	138, 019/474	9, 401/43, 880

Dataset preprocessing follows a procedure across both benchmarks. First, users with fewer than 30 interactions are removed to ensure users with sufficient historical records are included, thereby mitigating the cold-start problem and providing more reliable preference signals for the model. Second, the remaining interactions for each user are sorted in ascending order by timestamp. Subsequently, the dataset is partitioned into training and testing subsets using a 70%/30% temporal split, with the most recent 30% of interactions reserved for evaluation. This strategy captures the temporal dynamics of user preferences, prevents data leakage, and ensures that experimental results are realistic and robust.

Importantly, all user popularity categorizations (e.g., 50% or 80% thresholds distinguishing popular-leaning and niche-leaning users) are conducted exclusively on the training set. This design guarantees that the evaluation process remains unaffected by these operations, thereby preserving the integrity of the test set and ensuring that reported results faithfully reflect the model’s generalization performance under unbiased conditions.

## 5.2 Baselines

To provide a comprehensive comparative analysis, the setup includes several baselines for FairLRM’s performance measurement. These baselines encompass both the raw capabilities of LLMs and existing approaches to mitigate popularity bias and enhance diversity. The fundamental comparison point is the vanilla LLM model, which represents the direct application of Qwen-max [3] and Llama [30] without any specific prompt engineering or explicit instructions for bias mitigation. This baseline reveals the inherent biases and recommendation characteristics when these models are used out-of-the-box for recommendation tasks, serving as a critical reference

for measuring the impact of debiasing strategies. This helps to establish the initial performance landscape and the baseline level of popularity bias present in RecLLM, against which the effectiveness of debiasing methods can be quantified.

Beyond the vanilla models, two primary debiasing baselines are considered. Popularity Debiasing [25] (Pop.Debiasing) represents methods that leverage Zero-Shot LLMs to calibrate popularity bias and ensure fairness through carefully constructed prompts, similar to recent approaches in the literature. This baseline assesses the LLM’s intrinsic capacity to debias when explicitly guided towards reducing popularity, typically by instructing the model to prioritize less popular items or to distribute recommendations more evenly across popularity strata. The Diversity baseline serves as a control, where prompts are augmented with direct instructions to encourage the generation of diverse item lists. This helps evaluate whether a simple diversity mandate can effectively counter popularity bias without compromising recommendation quality, and also highlights the limitations of such generic approaches in complex fairness scenarios where diversity might be achieved at the cost of relevance. The details of prompts are shown in Figure 3.

Crucially, to investigate how user classification standards influence debiasing effectiveness, both the Pop. Debiasing and Diversity baselines are also evaluated under different user grouping criteria, denoted as (55) and (82). These suffixes represent the interaction thresholds that define user groups: (55) indicates users with at least 50% of their interactions involving popular items, while (82) applies a stringent threshold of 80% or more. This setup enables a fine-grained comparison of how varying user classification granularities affect the performance of these baseline strategies across different LLMs, offering insights into their robustness and sensitivity under different definitions of user popularity. Moreover, this evaluation underscores the pivotal role of user-side semantic understanding in interpreting and mitigating popularity bias. Overall, this comprehensive baseline design ensures a fair and systematic evaluation of FairLRM against existing paradigms, emphasizing its strength as a dual-side approach to semantic debiasing.

Our experimental setup involves two LLMs: For Qwen-max, we purchased and utilized its official API for deploying the experiments. For Llama, we used the Llama-7B model, which was deployed locally on our server equipped with an NVIDIA L40 48GB GPU.

### 5.3 Comparison Results

This section presents a concise comparative analysis of FairLRM against baseline methods: naive popularity debiasing and diversity-focused approaches, across both the Qwen-max and Llama architectures. Crucially, all metrics reported in this study, including those below, are evaluated at Top-10 (denoted as @10) to ensure a consistent comparison of results. Table 2-5 summarizes the comprehensive performance results, evaluating key metrics for fairness, accuracy, and ranking quality, such as LtC, MRMC, MRR, F1 Score. Higher values for LtC show better popularity debiasing in item-side and lower MRMC value signifies more effective popularity debiasing in user-side. Higher MRR and F1 indicate superior performance. The results underscore that the optimal user grouping standards, represented by the (55) and (82) thresholds, exhibit varying tendencies and impact across different LLM architectures. This highlights the importance of fine-grained user segmentation being tailored to specific model characteristics, a key insight demonstrated by the superior performance of FairLRM.

**Table 2: MovieLens-20M results with Qwen-max: higher MRR/F1 indicate better performance, while higher LtC and lower MRMC signify reduced popularity bias.**

LLM Metrics	Qwen-max			
	LtC ↑	MRMC ↓	MRR@10 ↑	F1@10 ↑
Vanilla	0.013	0.586	0.078	0.576
Pop.Debiasing (55)	0.046	0.372	0.403	0.760
Pop.Debiasing (82)	0.050	0.374	0.402	0.758
Diversity (55)	0.058	0.384	0.138	0.751
Diversity (82)	0.048	0.458	0.122	0.688
FairLRM (55)	<b>0.062</b>	<b>0.302</b>	<b>0.452</b>	<b>0.810</b>
FairLRM (82)	0.058	0.310	0.448	0.803

**Table 3: MovieLens-20M results with Llama: higher MRR/F1 indicate better performance, while higher LtC and lower MRMC signify reduced popularity bias.**

LLM Metrics	Llama			
	LtC ↑	MRMC ↓	MRR@10 ↑	F1@10 ↑
Vanilla	0.036	0.370	0.053	0.686
Pop.Debiasing (55)	0.036	0.365	0.131	0.770
Pop.Debiasing (82)	0.024	0.363	0.178	0.779
Diversity (55)	0.027	0.361	0.144	0.773
Diversity (82)	0.021	0.379	0.091	0.760
FairLRM (55)	<b>0.048</b>	<b>0.331</b>	0.170	<b>0.794</b>
FairLRM (82)	0.029	0.367	<b>0.213</b>	0.780

The Pop.Debiasing baselines, which explicitly target popularity mitigation, exhibit inconsistent performance. For Qwen-max across both datasets, they offer a moderate balance, with LtC improvements (e.g., 0.046/0.810 for (55) and 0.050/0.808 for (82), compared with Vanilla’s 0.013/0.696). However, in Goodbooks-10k, an aggressive debiasing strategy under the (82) setting drastically reduces MRR (0.017 vs. 0.026 for Vanilla and 0.023 for Pop.Debiasing (55)), indicating an impractical trade-off between fairness and accuracy. These results highlight the difficulty of applying generic popularity-based debiasing methods without incorporating user-specific context. In contrast, the Diversity baselines consistently show significant degradation in recommendation accuracy (MRR and F1) across

**Table 4: Goodbooks-10k results with Qwen-max: higher MRR/F1 indicate better performance, while higher LtC and lower MRMC signify reduced popularity bias.**

LLM Metrics	Qwen-max			
	LtC ↑	MRMC ↓	MRR@10 ↑	F1@10 ↑
Vanilla	0.696	0.274	0.026	0.064
Pop.Debiasing (55)	0.810	0.188	0.023	0.697
Pop.Debiasing (82)	0.808	0.189	0.017	0.682
Diversity (55)	0.813	0.198	0.009	0.690
Diversity (82)	0.795	0.191	0.016	0.705
FairLRM (55)	<b>0.818</b>	0.182	<b>0.035</b>	0.715
FairLRM (82)	0.798	<b>0.175</b>	0.029	<b>0.745</b>

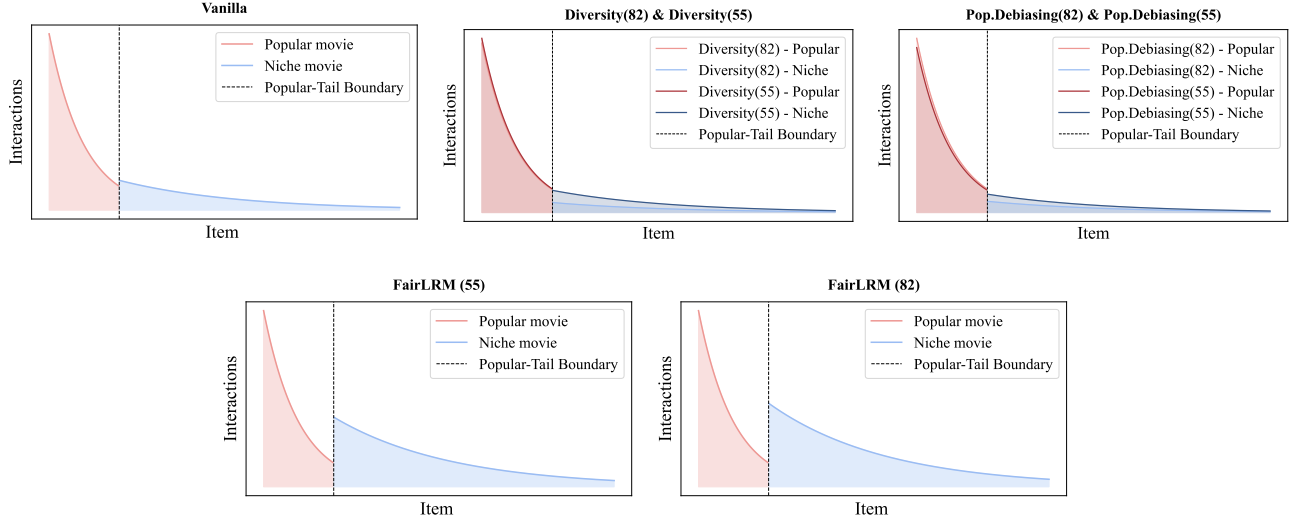
**Table 5: Goodbooks-10k results with Llama: higher MRR/F1 indicate better performance, while higher LtC and lower MRMC signify reduced popularity bias.**

LLM Metrics	Llama			
	LtC ↑	MRMC ↓	MRR@10 ↑	F1@10 ↑
Vanilla	0.319	0.198	0.341	0.809
Pop.Debiasing (55)	0.503	0.183	0.425	0.816
Pop.Debiasing (82)	0.449	0.234	0.425	0.806
Diversity (55)	0.628	0.205	0.144	0.812
Diversity (82)	0.513	0.214	0.226	0.679
FairLRM (55)	0.738	0.168	0.330	0.820
FairLRM (82)	<b>0.795</b>	<b>0.166</b>	<b>0.480</b>	<b>0.822</b>

both LLMs. For instance, Qwen-max in Goodbooks-10k drops to MRR values of 0.009 and 0.016 for (55) and (82), respectively, compared with 0.026 for Vanilla. A similar pattern appears for Llama, where Diversity baselines underperform relative to both Pop. Debiasing and FairLRM. This performance gap is largely attributed to the stronger user-side popularity bias among N group users in Goodbooks-10k, who tend to assign higher ratings, amplifying the influence of popular items. These findings confirm that merely increasing diversity, without semantic understanding of user preferences, produces irrelevant recommendations that fail to counteract popularity bias, often sacrificing relevance for variety.

In comparison, FairLRM consistently achieves superior performance. For Qwen-max, it attains the highest MRR (0.425/0.035) and the lowest MRMC (0.302/0.182), reflecting strong long-tail coverage and effective bias mitigation, while maintaining high accuracy (F1: 0.810/0.745). These results represent a clear improvement over both Vanilla and existing debiasing baselines, demonstrating FairLRM’s ability to balance fairness and accuracy simultaneously. For Llama, FairLRM also achieves competitive MRMC (0.331/0.166) and robust F1 scores (0.794/0.822), outperforming its respective baselines. Although FairLRM (82) on Llama shows higher MRR (0.213) than FairLRM (55) (0.170) in MovieLens-20M, its LtC is slightly lower, indicating that the user-grouping threshold can be tuned to adjust the balance between fairness metrics for different LLMs. Overall, these results validate FairLRM’s strategy, which enhances fairness by semantically understanding user preference patterns, mitigating popularity bias without sacrificing recommendation quality.

Figure 4 visualizes the distribution of recommended items across methods. Items are color-coded, with red representing popular items and blue representing non-popular (tail) items, separated by



**Figure 4: Distribution of recommended items across different methods: popular vs. niche items.**

a vertical black line. Our method demonstrates a clear advantage in semantic understanding of popularity bias, as it recommends a significantly higher number of non-popular items. Notably, many tail items are recommended more frequently than popular ones, underscoring FairLRM’s ability to mitigate popularity bias and promote genuinely diverse yet semantically relevant recommendations.

#### 5.4 Ablation Study

Further experiments specifically evaluated whether simply adding the term diversity in prompts, alongside explicit item-rank considerations, can help LLMs mitigate popularity bias as effectively as traditional recommender systems. Table 6 compares a Diversity baseline, which includes both diversity and item-rank instructions, with an "Item-rank" baseline that excludes explicit diversity.

The results demonstrate that, unlike traditional recommender systems where diversity constraints effectively mitigate popularity bias, merely adding the word diversity to LLM prompts fails to convey this semantic intent. For both Qwen-max and Llama, the Diversity baseline consistently underperforms the Item-rank baseline across key metrics such as LtC, MRR, and F1. For example, Qwen-max’s MRR decreases from 0.117 to 0.068, and its LtC drops from 0.045 to 0.024 when diversity is included. These results indicate that LLMs interpret diversity at a superficial level, selecting less relevant items rather than genuinely mitigating popularity dominance, thereby degrading both accuracy and coverage. In contrast, providing explicit item-rank information to RecLLM achieves better debiasing performance than the diversity-enhanced prompt. Although the Diversity prompt occasionally improves MRMC, this gain comes at the cost of recommendation relevance, revealing that LLMs lack an intrinsic semantic understanding of fairness-related concepts such as diversity. Therefore, effective debiasing in RecLLMs requires structured, context-aware guidance rather than generic textual cues. This finding is further supported by FairLRM, which incorporates explicit data distribution information and achieves consistently superior debiasing results.

**Table 6: Performance comparison via diversity influence across MovieLens-20M (Transposed). Diversity represents prompt including diversity and item rank, and Item-rank represents item rank without diversity.**

Qwen-max	LtC $\uparrow$	MRMC $\downarrow$	MRR@10 $\uparrow$	F1@10 $\uparrow$
<b>Diversity</b>	0.024	0.399	0.068	0.748
<b>Item-rank</b>	0.045	0.436	0.117	0.754
<b>FairLRM</b>	<b>0.062</b>	<b>0.302</b>	<b>0.452</b>	<b>0.810</b>
Llama	LtC $\uparrow$	MRMC $\downarrow$	MRR@10 $\uparrow$	F1@10 $\uparrow$
<b>Diversity</b>	0.027	0.361	0.068	0.773
<b>Item-rank</b>	0.031	0.340	0.117	0.784
<b>FairLRM</b>	<b>0.048</b>	<b>0.331</b>	<b>0.170</b>	<b>0.794</b>

#### 6 Conclusion

This paper explores the semantic understanding of popularity bias with the emerging RecLLM paradigm, revealing how RecLLMs, despite their flexibility, often inherit and amplify this challenge from traditional systems. Empirical observations show that prompting for "diversity" alone is insufficient, as LLMs tend to diversify only among popular items while sacrificing recommendation accuracy. To address this limitation, we propose FairLRM, a dual-side debiasing framework that explicitly models popularity bias from both the item and user perspectives. By categorizing users based on their historical preferences for popular and niche items and embedding this contextual information into LLM prompts, FairLRM enables the model to semantically comprehend and mitigate popularity bias in a more principled way. Experimental results demonstrate that FairLRM substantially improves LtC and reduces MRMC, ensuring fairer exposure of non-popular items without degrading, and often enhancing, overall accuracy (F1 score). These findings highlight the importance of incorporating user-side semantics into debiasing strategies to move beyond surface-level diversity cues. In summary, FairLRM provides a practical and effective pathway toward semantically grounded, fair, and accurate recommendation systems powered by LLMs. Future work will further extend this semantic understanding framework to other bias forms, such as exposure imbalance and group-level preference skew.



## References

- [1] Himan Abdollahpour, Robin Burke, and Bamshad Mobasher. 2018. Popularity-aware Item Weighting for Long-tail Recommendation. *arXiv preprint arXiv:1802.05382* (2018).
- [2] Himan Abdollahpour, Masoud Mansoury, Robin Burke, and Bamshad Mobasher. 2019. The Unfairness of Popularity Bias in Recommendation. In *Proceedings of the 13th ACM Conference on Recommender Systems*.
- [3] Jinze Bai, Shuai Bai, Yunfei Chu, Zeyu Cui, Kai Dang, Xiaodong Deng, Yang Fan, Wenbin Ge, Yu Han, Fei Huang, et al. 2023. Qwen Technical Report. *arXiv preprint arXiv:2309.16609* (2023).
- [4] PS Bender. 1981. Mathematical Modeling of the 20/80 rule: Theory and Practice. *Journal of Business Logistics* (1981).
- [5] Saurabh Bhattacharya and Manju Pandey. 2024. Developing an agriculture ontology for extracting relationships from texts using Natural Language Processing to enhance semantic understanding. *International Journal of Information Technology* (2024), 1–20.
- [6] Miaomiao Cai, Lei Chen, Yifan Wang, Haoyue Bai, Peijie Sun, Le Wu, Min Zhang, and Meng Wang. 2024. Popularity-aware Alignment and Contrast for Mitigating Popularity Bias. In *Proceedings of the 30th ACM SIGKDD Conference on Knowledge Discovery and Data Mining*. 187–198.
- [7] Bo Chang, Changping Meng, He Ma, Shuo Chang, Yang Gu, Yajun Peng, Jingchen Feng, Yaping Zhang, Shuchao Bi, Ed H. Chi, and Minmin Chen. 2024. Cluster Anchor Regularization to Alleviate Popularity Bias in Recommender Systems. In *Proceedings of the ACM Web Conference 2024*. 151–160.
- [8] Jiajia Chen, Jiancan Wu, Jiawei Chen, Xin Xin, Yong Li, and Xiangnan He. 2024. How Graph Convolutions Amplify Popularity Bias for Recommendation? *Frontiers of Computer Science* 18, 5 (2024), 185603.
- [9] Sunhao Dai, Chen Xu, Shicheng Xu, Liang Pang, Zhenhua Dong, and Jun Xu. 2025. Unifying Bias and Unfairness in Information Retrieval: New Challenges in the LLM Era. In *Proceedings of the 18th ACM International Conference on Web Search and Data Mining*. 998–1001.
- [10] Savvina Daniil, Mirjam Cuper, Cynthia C. S. Liem, Jacco van Ossensbruggen, and Laura Holink. 2024. Reproducing Popularity Bias in Recommendation: The Effect of Evaluation Strategies. *ACM Transactions on Recommender Systems* 5 (2024), 1–39.
- [11] Chongming Gao, Ruijun Chen, Shuai Yuan, Kexin Huang, Yuanqing Yu, and Xiangnan He. 2025. SPRec: Self-play to Debias LLM-based Recommendation. In *Proceedings of the ACM Web Conference 2025*. 5075–5084.
- [12] F Maxwell Harper and Joseph A Konstan. 2015. The Movielens Datasets: History and Context. *ACM Transactions on Interactive Intelligent Systems* 5, 4 (2015), 1–19.
- [13] Wenyue Hua, yingqiang Ge, Shuyuan Xu, Jianchao Ji, Zelong Li, and Yongfeng Zhang. 2024. UP5: Unbiased Foundation Model for Fairness-aware Recommendation. In *Proceedings of the 18th Conference of the European Chapter of the Association for Computational Linguistics*. 1899–1912.
- [14] Jin Huang, Harrie Oosterhuis, Masoud Mansoury, Herke Van Hoof, and Maarten de Rijke. 2024. Going beyond popularity and positivity bias: Correcting for multifactorial bias in recommender systems. In *Proceedings of the 47th International ACM SIGIR Conference on Research and Development in Information Retrieval*. 416–426.
- [15] Meng Jiang, Keqin Bao, Jizhi Zhang, Wenjie Wang, Zhengyi Yang, Fuli Feng, and Xiangnan He. 2024. Item-side Fairness of Large Language Model-based Recommendation System. In *Proceedings of the ACM Web Conference 2024*. 4717–4726.
- [16] Anastasiia Klimashevskaja, Dietmar Jannach, Mehdi Elahi, and Christoph Trattner. 2024. A Survey on Popularity Bias in Recommender Systems. *User Modeling and User-Adapted Interaction* 34, 5 (2024), 1777–1834.
- [17] Siyi Lin, Chongming Gao, Jiawei Chen, Sheng Zhou, Binbin Hu, Yan Feng, Chun Chen, and Can Wang. 2025. How Do Recommendation Models Amplify Popularity Bias? An Analysis from the Spectral Perspective. In *Proceedings of the 18th ACM International Conference on Web Search and Data Mining*. 659–668.
- [18] Fan Liu, Yaqi Liu, Huilin Chen, Zhiyong Cheng, Liqiang Nie, and Mohan Kankanhalli. 2025. Understanding Before Recommendation: Sematic Aspect-aware Review Exploitation via Large Language Models. *ACM Transactions on Information Systems* 43, 2 (2025), 1–26.
- [19] Renqiang Luo, Huafei Huang, Ivan Lee, Chengpei Xu, Jianzhong Qi, and Feng Xia. 2025. FairGP: A Scalable and Fair Graph Transformer Using Graph Partitioning. In *Proceedings of the 39th Annual AAAI Conference on Artificial Intelligence*. 12319–12327.
- [20] Renqiang Luo, Huafei Huang, Shuo Yu, Xiuzhen Zhang, and Feng Xia. 2024. FairGT: A Fairness-aware Graph Transformer. In *Proceedings of the 32nd International Joint Conference on Artificial Intelligence*. 449–457.
- [21] Renqiang Luo, Tao Tang, Feng Xia, Jiaying Liu, Chengpei Xu, Zhang Leoyu, Wei Xiang, and Chengqi Zhang. 2024. Algorithmic Fairness: A Tolerance Perspective. In *arXiv preprint arXiv:2405/09543*.
- [22] Peter Müllner, Elisabeth Lex, Markus Schedl, and Dominik Kowald. 2024. The Impact of Differential Privacy on Recommendation Accuracy and Popularity Bias. In *European Conference on Information Retrieval*. 466–482.
- [23] Guangtao Nie, Rong Zhi, Xiaofan Yan, Yufan Du, Xiangyang Zhang, Jianwei Chen, Mi Zhou, Hongshen Chen, Tianhao Li, Ziguang Cheng, Sulong Xu, and Jinghe Hu. 2024. A Hybrid Multi-Agent Conversational Recommender System with LLM and Search Engine in E-commerce. In *Proceedings of the 18th ACM Conference on Recommender Systems*. 745–747.
- [24] Wentao Ning, Reynold Cheng, Xiao Yan, Ben Kao, Nan Huo, Nur Al Hasan Haldar, and Bo Tang. 2024. Debiasing Recommendation with Personal Popularity. In *Proceedings of the ACM Web Conference 2024*. 3400–3409.
- [25] Gustavo Mendonça Ortega, Rodrigo Ferrari de Souza, and Marcelo Garcia Manzato. 2024. Evaluating Zero-shot Large Language Models Recommenders on Popularity Bias and Unfairness: A Comparative Approach to Traditional Algorithms. In *Simpósio Brasileiro de Sistemas Multimídia e Web*. 45–48.
- [26] Fu Shang, Fanyi Zhao, Mingxuan Zhang, Jun Sun, and Jiatu Shi. 2024. Personalized recommendation systems powered by large language models: Integrating semantic understanding and user preferences. *International Journal of Innovative Research in Engineering and Management* 11, 4 (2024), 39–49.
- [27] Diego Corrêa da Silva, Marcelo Garcia Manzato, and Frederico Araújo Durão. 2021. Exploiting Personalized Calibration and Metrics for Fairness Recommendation. *Expert Systems with Applications* 181 (2021), 115112.
- [28] Claudio Di Sipio, Juri Di Rocco, Davide Di Ruscio, and Vladyslav Bulhakov. 2025. Addressing Popularity Bias in Third-Party Library Recommendations Using LLMs. In *Proceedings of the 1st International Workshop on Fairness in Software Systems*.
- [29] Zuoli Tang, Zhaoxin Huan, Zihao Li, Shirui Hu, Xiaolu Zhang, Jun Zhou, Lixin Zou, and Chenliang Li. 2024. TEXT CAN BE FAIR: Mitigating Popularity Bias with PLMs by Learning Relative Preference. In *Proceedings of the 33rd ACM International Conference on Information and Knowledge Management*. 2240–2249.
- [30] Hugo Touvron, Thibaut Lavril, Gautier Izacard, Xavier Martinet, Marie-Anne Lachaux, Timothée Lacroix, Baptiste Rozière, Naman Goyal, Eric Hambro, Faisal Azhar, et al. 2023. Llama: Open and efficient foundation language models. *arXiv preprint arXiv:2302.13971* (2023).
- [31] Robin Ungruh, Karlijn Dinnissen, Anja Volk, Maria Soledad Pera, and Hanna Hauptmann. 2024. Putting popularity bias mitigation to the test: A user-centric evaluation in music recommenders. In *Proceedings of the 18th ACM Conference on Recommender Systems*. 169–178.
- [32] Zhizhong Wan, Bin Yin, Junjie Xie, Fei Jiang, Xiang Li, and Wei Lin. 2024. LARR: Large Language Model Aided Real-time Scene Recommendation with Semantic Understanding. In *Proceedings of the 18th ACM Conference on Recommender Systems*. 23–32.
- [33] Yixian Wang. 2024. Research and Application of Machine Learning Algorithm in Natural Language Processing and Semantic Understanding. In *2024 International Conference on Telecommunications and Power Electronics (TELEPE)*. IEEE, 655–659.
- [34] Zhihang Xiang, Chuanjie Wu, Qinggang Zhang, Shengyuan Chen, Zijin Hong, Xiao Huang, and Jinsong Su. 2025. When to use graphs in rag: A comprehensive analysis for graph retrieval-augmented generation. *arXiv preprint arXiv:2506.05690* (2025).
- [35] Qi Xu. 2025. Comprehensive research on semantic understanding, applicability, and impact analysis of legal provisions based on deep learning and natural language processing. *Artificial Intelligence and Law* (2025), 1–23.
- [36] Zygmunt Zajac. 2017. Goodbooks-10k: A New Dataset for Book Recommendations. *FastML* (2017).
- [37] Guixian Zhang, Guan Yuan, Debo Cheng, Lin Liu, Jiuyong Li, and Shichao Zhang. 2025. Deconfounding Representation Learning for Mitigating Latent Confounding Effects in Recommendation. *Knowledge and Information Systems* 67 (2025), 5999–6020.
- [38] Guixian Zhang, Guan Yuan, Debo Cheng, Lin Liu, Jiuyong Li, and Shichao Zhang. 2025. Mitigating Propensity Bias of Large Language Models for Recommender Systems. *ACM Transactions on Information Systems* (2025).
- [39] Kunpeng Zhang, Feng Zhou, Lan Wu, Na Xie, and Zhengbing He. 2024. Semantic Understanding and Prompt Engineering for Large-scale Traffic Data Imputation. *Information Fusion* 102 (2024), 102038.
- [40] Qinggang Zhang, Shengyuan Chen, Yuanchen Bei, Zheng Yuan, Huachi Zhou, Zijin Hong, Hao Chen, Yilin Xiao, Chuang Zhou, Junnan Dong, et al. 2025. A survey of graph retrieval-augmented generation for customized large language models. *arXiv preprint arXiv:2501.13958* (2025).
- [41] Qinggang Zhang, Keyu Duan, Junnan Dong, Pai Zheng, and Xiao Huang. 2024. Logical reasoning with relation network for inductive knowledge graph completion. In *Proceedings of the 30th ACM SIGKDD Conference on Knowledge Discovery and Data Mining*. 4268–4277.
- [42] Zhongjian Zhang, Xiao Wang, Huichi Zhou, Yue Yu, Mengmei Zhang, Cheng Yang, and Chuan Shi. 2025. Can large language models improve the adversarial robustness of graph neural networks?. In *Proceedings of the 31st ACM SIGKDD Conference on Knowledge Discovery and Data Mining V. 1*. 2008–2019.
- [43] Zhongjian Zhang, Mengmei Zhang, Xiao Wang, Lingjuan Lyu, Bo Yan, Junping Du, and Chuan Shi. 2025. Rethinking Byzantine Robustness in Federated Recommendation from Sparse Aggregation Perspective. In *Proceedings of the AAAI Conference on Artificial Intelligence*, Vol. 39. 13331–13338.
- [44] Rui Zhao, Rui Zhong, Haoren Zheng, Wei Yang, Chi Lu, Beihong Jin, Peng Jiang, and Kun Gai. 2025. Hierarchical Sequence ID Representation of Large Language

Models for Large-scale Recommendation Systems. In *Companion Proceedings of the ACM Web Conference 2025*. 641–650.

## **A Ethical Use of Data and Informed Consent**

All datasets used in this study (e.g., MovieLens-20M and Goodbooks-10k) are publicly available under their respective research licenses. These datasets were released for research purposes and have been widely adopted in prior work on recommender systems and fairness-aware machine learning. They do not contain personally identifiable

information beyond what has been made publicly accessible, and no additional data collection or annotation was conducted by the authors. As this work relies solely on secondary analysis of existing open datasets, no direct interaction with human participants occurred, and informed consent was not required. The study complies with the ethical use of data guidelines established by the research community.