

Private Links, Public Leaks: Consequences of Frictionless User Experience on the Security and Privacy Posture of SMS-Delivered URLs

Muhammad Danish[†], Enrique Sobrados[†], Priya Kaushik[‡], Bhupendra Acharya*, Muhammad Saad[◊],
Abdullah Mueen[†], Sazzadur Rahaman[‡], Afsah Anwar[†]
*University of New Mexico[†], University of Arizona[‡], Circle[◊], University of Louisiana**

Abstract—Digital service providers often prioritize a frictionless user experience by adopting technologies that simplify access to their services. One widely used mechanism is the Short Message Service (SMS) to deliver links (URLs) that enable single-click access to online services with little to no resistance. However, SMS is inherently insecure, and numerous reports have documented message interception and data leaks. Thus, attributing excessive trust in such an insecure channel opens avenues for unintended access and exploitation by adversaries.

In this paper, we present a comprehensive investigation of the implications of SMS-delivered URLs from the lens of public SMS gateways. We conduct the study on more than 322K unique SMS-delivered URLs extracted from more than 33 million messages across more than 30K phone numbers, revealing critical security and privacy vulnerabilities. We identify and validate critical Personally Identifiable Information (PII) exposure in 701 endpoints affecting 177 services. Our manual investigation of the root cause of the exposure reveals a weak authentication model which hinges upon tokenized bearer links as sufficient authorization proofs, thereby allowing anyone with the URL to access private user information, including social security number, date of birth, bank account number, and credit score. Additionally, we identify 125 services allowing mass enumeration of valid URLs due to low entropy within tokens, thereby cascading the privacy risks beyond the initially compromised users. Furthermore, we identify mismatches between the GUI and data fetched by the client, extending the scale of privacy leakages. Particularly, we identify 76 services that perform data overfetching. Finally, 18 services have acknowledged and addressed the weaknesses in their services, thereby enhancing the privacy of at least 120M users.

1. Introduction

Online service providers tend to prioritize frictionless user experience—at times—even at the expense of user privacy. SMS is a prominent method to provide seamless one-click access to online content via private URLs, thereby propelling an enormous growth of application-to-person (A2P) services with roughly 2.2 trillion SMS/MMS messages exchanged in the U.S. in 2024 [1]. A2P services are frequently used for user verification, information updates, and account-related notifications. In providing such a seamless

experience, online services assume an implicit notion of trust around safe and private usage of SMS messages since common user interactions occur over privately owned user devices with registered phone numbers. However, SMS leakage undermines this trust assumption and poses a serious privacy threat since SMS messages are unencrypted by default. SMS data leaks often occur due to phone number recycling, SIM swaps, and data breaches, and they are weaponized to perform account takeover, credential stuffing attacks, and social engineering attacks [2], [3], [4].

Prior works have extensively examined the security and privacy challenges associated with SMS data leaks [5], [6], [7]. For instance, Nahapetyan et al. [8] analyzed the security implications of SMS-based phishing attacks, classifying more than 35K phishing campaigns. Similarly, Bitsikas et al. [5] demonstrated location inference via message delivery timings, showcasing a critical protocol weakness. Reaves et al. [9] analyzed the risk of PII data within SMS messages and noticed that many online services follow poor security practices by transmitting financial data and authentication credentials in plain text. Although these studies explored important aspects of SMS security, they focused on message content or delivery metadata while largely sidestepping the risks posed by private account-bearing URLs delivered via SMS. Moreover, to the best of our knowledge, no prior work studied the cascading privacy exposure of unsuspecting users who share an online service with a victim exposed in SMS data leaks.

In this work we close these gaps by using public SMS gateways as a lens and investigating the following overarching question: *What security and privacy implications arise from frictionless user experiences for service providers and their users?* We address this question through eight specific analyses including whether: (1) privacy exposure harms extend beyond the victim and impact other users of the service; (2) services relying on second-level, secret-based authentication are secure; (3) servers authenticate or authorize users who access these URLs; (4) exposed links allow adversaries to takeover an account; (5) private URLs permit unauthorized changes to personal information; (6) private URLs remain vulnerable to abuse for and extended duration; (7) the scope of information leakage extends beyond what is visible in the user interface (UI); and (8) adversaries can construct contextual user profiles that enable downstream attacks such as spear-phishing.

Our analysis of more than 322,000 URLs extracted from over 33 million messages reveals concerning insights. Using a hierarchical LLM- and expert-based PII detection and validation pipeline, we identify 701 security- and privacy-infringing endpoints affecting 177 services. Notably, 125 services are vulnerable to user enumeration, meaning that access to a single private URL can impact users beyond the intended recipient. For instance, if Alice requests insurance quotes from a provider and the URL sent to her is later obtained by an attacker, the privacy of other users (e.g., Bob and Eve) who previously interacted with the provider may also be compromised. We further uncover four services that employ brute-force-able authentication mechanisms (e.g., OTP or date of birth), which are commonly used when accessing sensitive information such as medical records, raising concerns about the secure deployment of widely used technologies. Additionally, we find 15 services that expose privileged operations, enabling adversaries to modify victims’ records; eight services that leak additional user information through the user interface (UI); and six services that facilitate account takeovers, allowing attackers to alter critical details, including names, email addresses, and passwords. Moreover, 76 services retrieve more than the required data through their API or WebSocket requests, or during HTML bootstrapping. Although technologies such as GraphQL support precise data retrieval, we identify three services that use it incorrectly, negating its intended security benefits. Finally, we are able to profile 206 unique users, without enumerating to other users, that could be exploited by attackers to conduct downstream attacks, including targeted spear-phishing.

We argue that these attacks are straightforward to test, verify, and execute at scale. The threat model can be realized using consumer-grade hardware and only basic to intermediate web security knowledge. Accordingly, we responsibly disclosed our findings to the affected service providers. However, this process revealed an additional concern: many providers were skeptical of the disclosures, often dismissing them as potential scams. Moreover, we found that most providers lack formal mechanisms or public channels for reporting security vulnerabilities, further hindering responsible disclosure efforts.

Overall, we make the following contributions:

- 1) We analyze over 322K URLs from 33M+ messages collected across public SMS gateways, providing the first large-scale view of risks stemming from frictionless SMS-based user experiences.
- 2) Using hierarchical LLM-based PII detection and expert validation, we uncover 701 vulnerable endpoints across 177 services, including user enumeration, brute-force-able authentication, privileged data exposure, and direct account compromise.
- 3) We identify 125 services vulnerable to user enumeration, extending the impact of exploitation to other users of the service and enabling large-scale user data leakage without compromising the service infrastructure.
- 4) We find 76 services that retrieve excessive data via APIs, WebSockets, or HTML bootstrapping, and iden-

tify incorrect adoption of precision-query technologies (e.g., misused GraphQL), amplifying privacy risks

- 5) We show that these attacks are easy to replicate using consumer-grade setups and limited expertise. Despite responsible disclosure attempts, many providers lacked reporting channels or dismissed our findings, highlighting critical gaps in industry readiness. Our responsible disclosure have been remediated in 18 services, **protecting at least 120 million users.**

2. Threat Model

Our threat model considers two adversaries with differing sophistication:

Client-side observer is a novice adversary with a focus on exploiting explicit user PII. This adversary is familiar with basic web scraping techniques that enable them to extract browser-based static URL attributes, such as network traffic, HTML, and UI. Additionally, the adversary has the analytical ability to combine multiple PII attributes (e.g., date of birth, social security number, name) to *profile users*. This allows the adversary to execute downstream attacks such as spear phishing, social engineering attacks, reconstruction attacks, and identity theft [10], [11], [12], [13], [14].

Active Web attacker builds upon the knowledge and capabilities of the *client-side observer*, complementing them with an advanced understanding of web technologies and their associated security vulnerabilities, including insecure session management practices, common weaknesses in URL implementations, and flawed authentication practices. In addition, the attacker is proficient in using common web hacking frameworks, such as brute force tools, to perform attacks on authentication mechanisms and enumerate multiple profiles based on the presence of weak tokens in the URL. This adversary will utilize his capability to dump entire user databases, gain unintended access to user-sensitive pages, and perform impersonation attacks.

3. Approach Overview

We aim to conduct a comprehensive investigation of SMS-delivered private URLs to understand the security and privacy implications for service providers and their users. Towards this goal, we build an end-to-end pipeline to investigate the risks while being reproducible and ethical. Figure 1 depicts our end-to-end pipeline consisting of four broad stages: (1) Data Collection, (2) Preprocessing, (3) PII Detection and Validation, and (4) Analysis. These four stages are arranged in the upcoming sections as follows:

Data Collection and Preprocessing (§4). We investigate the SMS-delivered URLs from the lens of public SMS gateways. To this end, we begin by downloading and extracting messages from public SMS gateways (§4.1.1), followed by capturing the URLs from the messages (§4.1.1). For each URL we capture the dynamic behavioral artifacts at the client-side, namely website UI, network logs, and final HTML (§4.1.2). We then remove the duplicate UIs to reduce

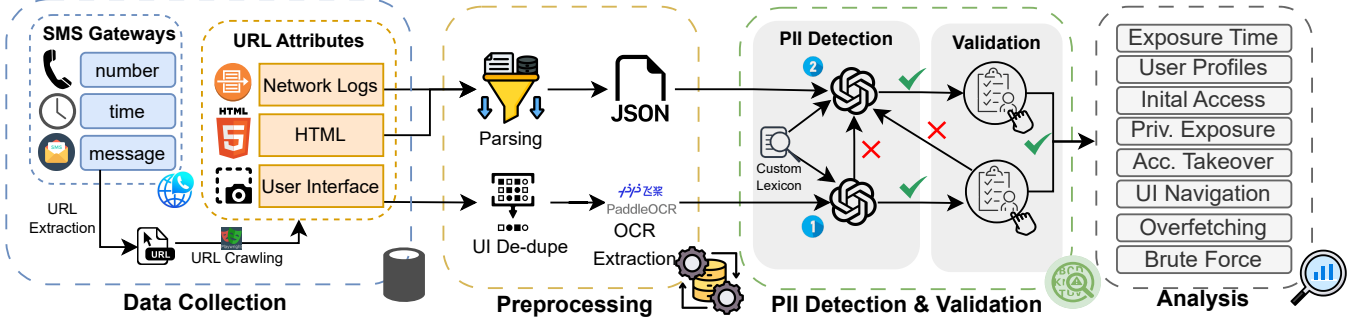


Figure 1. Our pipeline proceeds in four stages: (1) **Data Collection**: collect messages from public SMS gateways, extract URLs and crawl them using Playwright to capture Network Logs, HTML, and UI; (2) **Preprocessing**: run multilingual OCR on de-duplicated UI captures and extract JSON objects from Network Logs and HTML; (3) **PII Detection & Validation**: refine the PII lexicon and use LLM to detect PII followed by manual validation; (4) **Analysis**: deeper study of exposure time, user profiles, initial access, privileged exposure, account takeover, UI navigation, overfetching, and brute force.

overhead due to duplicate analysis efforts (§4.2.1), multilingual OCR over the UI (§4.2.1), and structured extraction of JSON payloads from network logs and HTML (§4.2.2).

PII Detection and Validation (§5). We then use LLMs to detect PII, followed by expert labeling to validate the detected instances. To support effective detection, we construct a custom PII lexicon informed by prior literature and tailored to web-based observations. Our detection and validation pipeline employs a hierarchical structure designed to maximize confidence in observable results. For example, validating PII exposed directly in the UI is considerably easier than identifying it within network logs or HTML artifacts. Accordingly, the hierarchy begins with LLM-based detection of PII in the UI, followed by expert validation. For URLs that do not expose PII in the UI, we subsequently initiate detection and validation within network logs and HTML content (§5.3).

Analysis and Results (§6). Finally, we utilize the validated PIIs to assess the implications of these leak. Particularly, we examine exposure times to understand the age of the leaking URL (§6.1) and construct user profiles that could be exploited for targeted attacks (§6.2). Additionally, we perform root-cause analysis to understand how accessing a URL results in various forms of compromise, including how URLs lead to leaks (§6.3), privileged data modification (§6.4), account takeover (§6.5), UI navigation-driven incremental leaks (§6.6), overfetching of data (§6.7), and brute force attacks that lead to user enumeration and second-level authentication enumeration (§6.8).

4. Data Collection and Preprocessing

SMS data collection is a cornerstone of our efforts to build a pipeline to understand the risks associated with SMS-delivered URLs. However, the data must be preprocessed and converted into a format suitable for subsequent analysis within our pipeline. This section focuses on the process of raw data collection and preprocessing as summarized in Table 1.

TABLE 1. DATA COLLECTION AND PREPROCESSING

Dataset Form	#URLs
Messages Collected	33,128,103
URLs Extracted	322,949
Unique Active Final URLs	147,251
Unique UIs	87,080
JSON Payloads	14,544

4.1. Data Collection

We examine SMS-delivered URLs through the lens of public SMS gateways, offering an ethical perspective into the SMS ecosystem. Our analysis begins by scraping these gateways to extract URLs and their associated dynamic attributes.

4.1.1. Collecting SMSes from Public Gateways. We compiled a list of public SMS gateways from prior work [9], [15], [16], [17], [18], [19]. However, we realize that most of these gateways were no longer active. We therefore used search engines and advanced search queries (Google and DuckDuckGo) to identify active alternatives that (1) do not require authentication, (2) are free to use, and (3) retain SMS messages for at least 24 hours. As a result, we identify 25 SMS gateways (complete list in appendix §A).

We developed custom scrapers using Playwright [20] for each gateway and collected the available messages at that time. To minimize interference, we enable ad-blocking [21] to suppress advertisements, and introduced a two-second delay between probe requests without using concurrency [22]. The collected messages were stored in SQLite databases, organized by the associated gateway names and date of receipt. Within each database, every disposable phone number was represented as a separate table with time and message as attributes. In total, we collected 33,128,103 messages across 30,203 unique disposable numbers.

Extracting URLs From Messages. We find that gateways do not follow a consistent format when embedding URLs in messages, and some reformat message content by using line breaks, spaces, and wrapping around text. We account for the variations when extracting URLs from the messages.

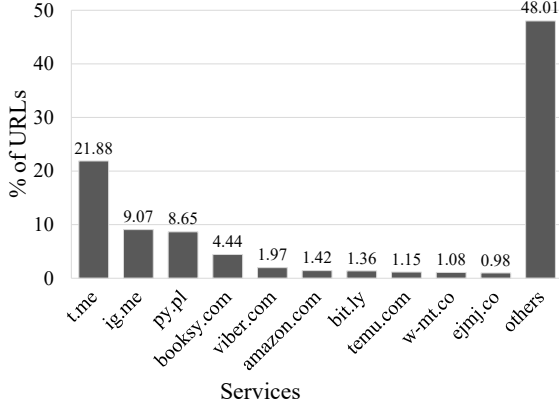


Figure 2. Top domains among 322,949 unique URLs extracted from SMS messages (10,903 domains total).

We identified 485,286 messages containing at least one valid URL, out of which, we extracted 322,949 *unique* URLs spanning 10,903 unique domains. Figure 2 visualizes the top domains by share of URLs. The distribution is headed by OTPs as four out of the top five domains (*t.me* (21.88%), *ig.me* (9.07%), *py.pl* (8.65%), and *viber.com* (1.97%)) have predominantly OTP links in accordance with prior work [18]. Together, the top 10 entries account for 51.99% of URLs, with the remaining 48.01% spread across a long tail of 10,893 additional domains (“Others”), indicating substantial heterogeneity beyond a handful of platforms. This mixture of domains showcases the diversity of services and security configurations we subsequently evaluate.

4.1.2. Extracting URL Attributes. The consequences of SMS-delivered URLs are interlinked with their intention. Therefore, to understand the intention, we capture their dynamic behavior; particularly, UI, network logs, and HTML. We follow ethical guidelines during this process.

We automate URL access using Playwright [20] while abiding by ethical standards. During each visit, we wait for *networkidle* (20s timeout), collect and hash the final URL (due to forwarding) to maintain unique identification. For a previously unseen URL, we capture a full-page UI (.png), network logs (.har), and HTML (.html).

Overall, we captured the dynamic attributes of 147,251 (45.60%) URLs from the initial set of 322,949 URLs. By maintaining a hash of the final URL, we stopped ourselves from performing recurring collection of 83,419 (25.83%), and 92,279 (28.57%) were inaccessible due to network timeouts or connection errors. One reason for the high inaccessibility rate is that we visited these URLs at least a year after the messages were received because we wanted to focus on long-lived PII exposing URLs and avoid ephemeral and one-time access links, including OTP flows.

4.2. Preprocessing

The preprocessing is executed at two levels: (1) UI and (2) Network and HTML. The objective of UI preprocessing

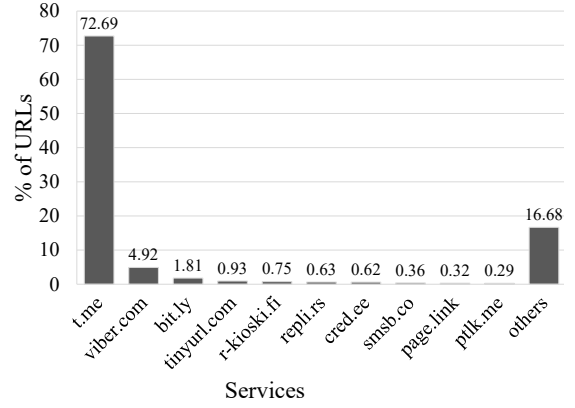


Figure 3. Top domains after byte-identical UI de-duplication (87,080 unique URLs across 3,958 domains)

is to select unique UIs due to default redirects and error pages, and to extract text from the UI (images) using OCR. Consequently, the Network and HTML preprocessing focus on extracting JSON payloads from the network logs and HTML contents.

4.2.1. UI Pre-processing. Web services often generate short-lived URLs that later redirect users to default pages or display notices indicating broken links or relocated content. Such pages exhibit similar UIs, which can lead to redundant analysis. To address this, we only retain unique UIs by removing byte-identical UIs. We then run multilingual OCR on each retained UI to extract text.

De-duplication. Upon collecting the dynamic attributes of the URLs, we found that multiple URLs resolved to visually identical pages (e.g., shared error handlers). Therefore, counting every UI would overstate our findings and increase compute, time, and human efforts in later stages. Our initial approach explored perceptual/structural similarity methods (e.g., SSIM, pHash, feature matching), however, we realized that they can over-merge pages where “*small*” visual differences encode sensitive identifiers (e.g., names, addresses, order IDs). Therefore, we adopted a byte-level method and computed MD5 checksums of all UI captures and retained only the first occurrence of each unique hash. As a result, we identified 87,080 (60.36%) unique UIs (3,958 domains) out of the 144,279. It is essential to note that this method does not discount near-duplicate UIs (e.g., distinct OTP codes). Therefore, Figure 3 shows that our resultant dataset of unique UIs is dominated by OTP-verification destinations, mainly *t.me* (72.69%) and *viber.com* (4.92%). The remaining entries in the top ten domains are global or custom URL shorteners that redirect to heterogeneous pages.

OCR Extraction. Furthermore, the sheer size of our dataset motivates us to formulate an automated approach to detect PIIs. However, automated approaches require access to text data. Additionally, public SMS gateways include phone numbers and messages from multiple countries, as has been shown by Reaves et al. [23]. Therefore, to handle the linguistic diversity of SMS-delivered pages and heterogeneous web layouts, we employ a robust multilingual OCR pipeline

TABLE 2. PII DETECTION AND VALIDATION METADATA

Dataset Form	#URLs	#Services
Initial Set of URLs	87,080	3,958
PIIs Detected in UIs	1,916	819
PIIs Validated in UIs	553	121
PIIs Detected in JSON payloads	1,958	844
PIIs Validated in JSON payloads	148	67

based on PaddleOCR 3.2.0 (PP-OCRv5, Universal Scene Text Recognition) [24] to extract embedded text from UIs.

We analyzed the language distribution of all messages with URLs containing at least one alphabetic character using Python’s `langdetect` library [25]. We identified 47 distinct languages, with a majority in English (81.57%), followed by Chinese (6.74%) and Spanish (2.02%). Given that our corpus is predominantly English/Chinese, we begin by using the Chinese (`ch`) model. If the recognition confidence goes below 95%, we iterate over the 43 languages supported by *PaddleOCR* and select the output with the highest utility (confidence weighted by length). Additionally, for UIs exceeding 3200px in either dimension, we split them into overlapping tiles and apply OCR per tile. The extracted texts across all tiles are then merged.

4.2.2. Network and HTML Preprocessing. The UIs cover the website aspect that is visible to the users. However, to render the UI, websites typically make API or WebSocket requests. Additionally, they can have non-essential information (for the users) embedded in the HTML that is hidden in the UI. Therefore, to conduct a comprehensive investigation of the client-side behavior, we focus below on extracting these hidden JSON data objects embedded in the HTML, as well as JSON responses from APIs and WebSocket communications. These JSON object extractions, combined with text obtained from the UI, enable subsequent analyses to be performed more efficiently in terms of both time and resources.

While parsing the network logs (stored as HAR files), we select response bodies based on Content-Type. If a body is JSON, we parse it directly; if it is JSONP, we unwrap the function call and parse the payload. Similarly, if a body is HTML, we extract embedded JSON from (1) `<script>` tags whose type is `application/ld+json`, `application/json`, or `application/manifest+json`, (2) the widely used `__NEXT_DATA__` blob, and (3) inline assignments whose right-hand side is strict JSON (e.g., `window.* = { . . . };`). We then perform JSON extraction over the saved HTML files. Thereafter, each JSON payload is canonicalized and the duplicate JSONs are removed using a SHA-256 hash. Overall, we extracted 14,544 JSON payloads from 87,080 unique URLs.

5. PII Detection and Validation

The preprocessing module provides us with the text in the UIs and normalized JSON snippets (from Network

TABLE 3. CUSTOM PII LEXICON CREATION. WE RETAINED 66 PII TYPES FROM 287 POLICY-DERIVED TERMS

Removal Reason	Examples	#Keywords
Repetition	(location, geolocation)	86
Generic/Vague	(personal data, physical)	75
Not Likely in Text	(visual, thermal)	40
Not Likely in Webpage	(device identifier, beacons)	18
OTP or Login Code	(access code, security code)	2
Total Removed		221

Logs/HTML). This section describes the PII detection and validation module. To identify PIIs, prior work has largely relied on the implementation of rule-based matching against raw strings [26], [27], [28]; however, this technique produces brittle results when multiple languages, templates, and layouts are involved. On the other hand, recent studies have explored using LLMs to identify PIIs [29], [30], [31] and the associated risks of hallucinations, leading to inconsistent labels. We therefore design a hierarchical human-in-the-loop pipeline where an LLM flags potential PII exposures, and expert reviewers validate true positives. Table 2 summarizes the results from detection and validation.

PII Taxonomy. A relevant taxonomy built upon strong foundations is essential and core to our PII detection pipelines. If labels are vague or non-observable in web artifacts, LLM’s resource usage increases and performance downgrades. In this sense, we aim to create a comprehensive taxonomy that will enable LLMs to classify PIIs with greater precision. We utilize as a baseline the taxonomy created by Lovato et al. [6] as they provide a comprehensive and privacy-policies-derived lexicon of PII types. Since their lexicon is a flat, comma-separated 287 keywords, we introduced a lightweight LLM-assisted categorization step to produce human-readable buckets (e.g., Authentication Credentials, Government IDs, Online Identifiers) strictly for visualization and as an aid in pruning. We then prune the lexicon with conservative rules to retain relevant and specific types of PII, thereby minimizing hallucinations by the LLM. Table 3 summarizes the pruning decisions applied to the original 287-term PII lexicon. We take this approach for the following reasons: (1) `repetition`: When a PII type is similar to another, keep only the most clear and/or standard term, (2) `too generic/vague`: When a PII type is overly generic or vague and do not meaningfully represent identifiable information, (3) `not likely in text`: When a PII type can not be directly identified from OCR text, (4) `not likely in webpage`: When a PII type is not likely to be present in or verified just from the website UI or JSON payloads, or (5) `otp or login code`: When a PII type is related to OTPs or Login Codes.

After categorization and manual review, we removed 221 PII types, retaining only 66 types (refer to appendix §B for the full list). The most frequent removal cause was repetition (86 terms, 38.91%), followed by overly generic or vague descriptors (75 terms, 33.94%).

5.1. PII Detection

In this subsection we explain our design decision for the PII detection submodule. In summary, we aim to detect and categorize PII types based on the content from the preprocessed data. Given the volume of URLs and the length/complexity of OCR text and JSON payloads, we need a scalable and automated detection technique. Rigid pattern matching misses context and provide unreliable results, while free-form LLM outputs are hard to parse and may drift off task. We therefore constrain the model to classify PIIs based on our reduced taxonomy with a strict output schema. We treat this step purely as a *screening filter* to reduce the workload of manual PII validation.

We apply a zero-shot LLM pass over OCR text for UI-based detection. Similarly, we utilized the JSON objects for the JSON-based detection. Inference runs locally via LM Studio [32] using the open-source gpt-oss-120b model [33], which has been shown to match the performance of GPT-4o-mini [34]. This setup ensures that no content is sent to third-party services and that all data remains within the analysis environment. We construct a *system prompt* that sets high reasoning and enforces an exact output schema, and a *user prompt* that includes the reduced PII lexicon and the OCR text or JSON payload. In the case of JSON, we also ask the LLM to give us an example for each flagged PII type for ease of validation. Both prompts used in this stage can be found in Appendices §C and §D. We expect the LLM response to be in the following format: $Y, \{\text{comma_separated_PII_TYPES}\}$ or $N, \{\}$, where Y indicates that at least one PII type was found and N indicates that no PII was found. The field `comma_separated_PII_TYPES` is a comma-separated list of the detected PII type labels. However, LLMs may deviate from this schema, therefore we post-process every response using four different techniques: (1) *format parsing* accepts minor variants of verdict (missing brackets) else defaults to no PII verdict; (2) *canonical mapping* match PII types to our reduced taxonomy via exact case-insensitive and simplified matches; (3) a conservative *fuzzy fallback* (SequenceMatcher + word-set Jaccard + substring bonus) accepts minor variations in PII types; and (4) a *safe fallback* converts PII flagged verdict with no PII types to No PII verdict to prevent false positives from ill-formed outputs. In case of JSON payloads, there were some large payloads exceeding the token limit of our LLM setup. These were chunked into overlapping 50,000-character segments and their results were merged. We log both a compact CSV (`pii_results.csv`) and a rich JSONL audit trail (`pii_results.jsonl`) containing the raw model output and parse status for reproducibility and analysis.

5.2. PII Validation

As LLMs are imperfect detectors and known to hallucinate, human validation is essential to remove both false positives and label drift [35]. While the LLM flags potential PII cases, a human-in-the-loop validation ensures no false positives

are left during further analysis. Additionally, it ensures that exposures correspond to real, user-linked PII and allows us to categorize their type. To ensure labeling correctness and reduce individual bias, two expert annotators independently review all LLM-flagged items ($Y, \{\dots\}$), first for UI, then for JSON payloads. Reviewers label each item *true positive* (PII present) or *false positive* (no PII) and correct the categories when needed. Reviewers applied the following criteria when labeling something as *false positive*:

- 1) **PII-asking page**: page to provide PII in forms.
- 2) **sample/demo content**: prefilled with sample content like example.com, ads with sample content, or testing dummy data in dev sites.
- 3) **public or company information**: website’s phone number, email, address or anything else that is intended to be public like usernames or names on social media, reviews with users’ names, disposable phone numbers etc.
- 4) **keyword match**: Exact or similar keyword match for PII like SSN for social security number or Name for name.
- 5) **misclassification**: it is a wrong match, mostly due to partial info like (user*****@gmail.com).

Additionally, non-English artifacts are translated with Google Translate [36] for verification. After labeling by the two expert annotators, we resolved disagreements by discussion and joint review. In case of no agreement after discussion, we label it as a false-positive to avoid overestimation. After the conflict resolution, we get the final dataset containing labels and categories for further analysis.

5.3. Hierarchical Detection and Validation

We perform a two-step hierarchical detection and validation as shown in Algorithm 1. We begin with UI-based detection and validation as UI representations are easier to validate due to a lower amount of data to manually check compared to large JSON payloads. The size of data also increases the resource consumption and processing time for LLM detection as LLM’s input size depends on the GPU and LLM limitations. In addition, validating PII on the UI reduces the risks of misclassification, because potential PII is more visible to reviewers during the manual inspection. Finally, we focus first on UI because not all the URLs had JSON objects. After the UI-based validation, we run the JSON-based detection LLM on (1) data that the UI-based LLM flagged as non-PII and (2) data that was discarded during the manual UI-based validation.

UI Validation: We opened the UI capture for each of the flagged URLs and looked for visible user PII. If we saw that the PII belongs to a user, which should not have been kept public, we mark it as true positive. Additionally, we fix the PII types if the LLM over-labeled or under-labeled any true positive. In essence, if the LLM flagged a UI as having PII but we do not see any user PII due to any of the reasons we described earlier, we label it as a false positive.

JSON payloads Validation: This step is similar to the previous but demands a larger process. We begin by looking

Algorithm 1: Hierarchical PII Detection and Validation

Input : *unique_UIs*: list of UI captures
Input : *JSON_payloads*: list JSON payloads
Output: *validated_pii*: set of confirmed PII URLs

```
1 JSON_pass  $\leftarrow \emptyset$ 
2 validated_pii  $\leftarrow \emptyset$ 

3 Stage 1: UI-based detection
4 foreach u  $\in$  unique_UIs do
5   if LLMHasPII(u) then
6     if ValidatePII(u) then
7       validated_pii  $\leftarrow$  validated_pii  $\cup$  {u}
8     else
9       JSON_pass  $\leftarrow$  JSON_pass  $\cup$  {u}
10  else
11    JSON_pass  $\leftarrow$  JSON_pass  $\cup$  {u}

12 Stage 2: JSON-payloads-based detection
13 foreach n  $\in$  JSON_pass do
14   if HasNetworkLog(n, JSON_payloads) then
15      $\ell \leftarrow$  GetJSONPayload(n, JSON_payloads)
16     if LLMHasPII( $\ell$ ) then
17       if ValidatePII( $\ell$ ) then
18         validated_pii  $\leftarrow$  validated_pii  $\cup$  {n}

19 return validated_pii
```

at the raw model output, specifically the example labeled PII. If the label is correct, we open the JSON snippets for that URL and search the example; otherwise we flag the sample as false. We skim through the parts around that keyword and check the UI capture if needed. Based on this information, we only label something as a true positive if we are certain that the exposed PII is the user’s private information.

UI Results. Our LLM detection over OCR text for all 87,080 de-duplicated UIs flagged 1,916 (2.20%) candidates for manual validation. Reviewer one labeled the 538 *true positives* while reviewer two labeled 677 *true positives*. After conflict resolution, we confirmed 553 *true positives* (PII present) and labeled 1,363 as *false positives*. The common cause of discrepancies in this step was that one reviewer treated the exposure of the SMS gateway number as user PII; however, a consensus was reached that it should not be labeled as PII, as this number is already compromised according to our threat model. Furthermore, we observed discrepancies in the way annotators distinguished between public and private data. We resolved this by agreeing that intentionally exposed information to the public—such as a user’s name in a social media profile—should not be labeled as exposed PII. Finally, a few misclassifications were due to human error, which were corrected during the conflict resolution process.

JSON Payloads Results. Because JSON objects were not available for all URLs, we collected JSON payloads for only 14,544 URLs, 440 of which had already been validated during the UI pass. Our LLM detection flagged 1,958 (13.88%) out of 14,104 logs, which were left for manual

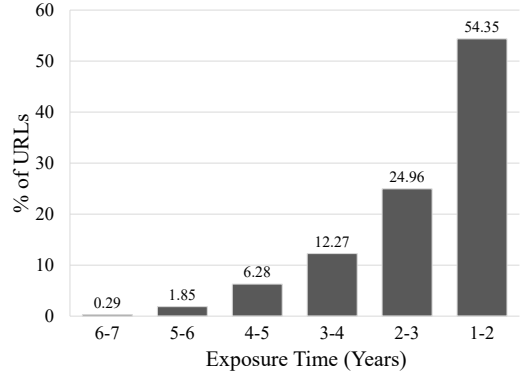


Figure 4. Distribution of 701 PII-exposing URLs by exposure time

validation. Reviewer one labeled a total of 163 *true positives* and reviewer two labeled 161 *true positives*. After conflict resolution, we confirmed 148 *true positives* (PII present) and labeled 1,810 as *false positives*. During this step, the reviewers had comparatively less discrepancies due to experience from the UI pass. There were also some conflicts where we could not tell from the JSON payloads or UI whether the PII under investigation was relevant to the user. In these cases, we opted for the conservative approach and marked them as Non-PII.

6. Analysis and Results

In this section, we emphasize our analysis methodology and results. Particularly, we analyze the exposure time of the leaks, user profiles created using co-located PII types, privileged access to URLs, the reason behind initial access, account takeover, navigation through UI, client-side data overfetching, and user and account enumeration as summarized in Table 4. Wherever applicable, we conduct case studies to exhibit the scale of the impact.

Except when analyzing exposure times and user profiles, we perform a root-cause analysis of the URLs, which requires revisiting each URL for an in-depth manual examination. Therefore, in the essence of time, effort, and ethical considerations, we select a URL per final domain (i.e., per service). During root-cause analysis we access the selected URLs with *DevTools* enabled and perform all the checks in a single access.

6.1. Exposure Time

In this subsection, we analyze the exposure time for each PII-exposing URL, its security implications, and potential loopholes that allow website providers to maintain this behavior.

Analysis. Having long or permanent access URLs significantly increases the probability of exploitation by an attacker. For this reason, sensitive URLs must be only accessible for a short and defined time [37]. We measure the

TABLE 4. PII ANALYSIS RESULTS AND ROOT-CAUSE MAPPING WITH OWASP/API TOP-10 AND CWE

Analysis Category	OWASP / API Top-10	CWE	#Domains
Initial Access	A01:2025; API2:2023	CWE-284; CWE-287; CWE-862	Token (Server-rendered: 88; API: 47; Socket: 1), URL: 5
Privileged Exposure	A01:2025	CWE-200; CWE-359	Static Data: 127, Editable: 15
Account Takeover	A01:2025; A02:2025; A06:2025	CWE-862; CWE-613	6
Overfetching	API1:2023	CWE-201	54
UI Navigation	A06:2025	CWE-425; CWE-862	7
Authentication	A06:2025; A07:2025	CWE-287; CWE-307	4
User Enumeration	A01:2025; A04:2025; API1:2023	CWE-331; CWE-307; CWE-425	Potentially Enumerable: 103, Enumerable: 14

TABLE 5. INDUSTRY CATEGORIZATION OF SERVICE PROVIDERS (DOMAINS) USING FORCEPOINT CLASSIFICATION ENGINE

Industry	#Services
Business and Economy	27
Information Technology	23
Financial Data and Services	19
Shopping	9
Vehicles	6
Health	4
Job Search	4
Real Estate	4
Educational Institutions	3
Hosted Business Applications	2
Restaurants and Dining	2
News and Media	2
Other	13

exposure time as the difference between the SMS delivery date and the URL crawling date (July 26, 2025). Because all validated URLs were still active on the crawl date, the exposure time we report is a lower bound on their active duration. To further understand the PII exposure behavior, we categorize the services (domains) by their associated industries. Similar to prior work [38], we utilize the VirusTotal Forcepoint [39] classification engine to obtain the industry for each domain. In total, the Forcepoint engine was able to classify 118 out of 150 domains whose data was extractable using VirusTotal API; the list of categories is presented in Table 5.

Results. As shown in Figure 4, we observe that 54.35% of PII exposing URLs were sent within a period of 1 to 2 years, and the remaining 45.65% were 2+ years old. The downfall of exposure time from 1-2 to 2-3 years suggests that some URLs may expire after 2 years, but we believe is because only a handful of public SMS gateways store SMS data for longer than 2 years. Still, we see PII exposing URLs leading back to 2019. This indicates the presence of long-lived URLs, and when combined with PII exposure, it leaves the user’s PII at a higher risk of attack. Additionally, we find that the most common categories are “business and economy” and “information technology” with 27 and 23 services respectively. Surprisingly, 19 services belong to financial services, contrasting with the stricter expected levels of security regulations in the financial industry [40].

To prevent PIIs from remaining active on the web, different security regulations such as GDPR [41] and security

guidelines like NIST SP 800-12 [42] advocate for secure data retention policies. Although they clearly state that PII should not be stored for long periods, they lack explicit time-frame specifications to enforce provider compliance and allow PII retention when it is “strictly” necessary. These limitations in security guidelines and policies may allow website operators to overstore PIIs.

Impact. We found that approximately 46% of URLs remained active after 2 years, significantly increasing the risk of attacks for these users. We argue that URLs containing PII should never remain functional for more than a year and that access to those records should remain restricted behind strong authentication gates. These gaps are particularly concerning for high-stakes sectors such as information technology and financial services, which are considered critical infrastructure [43] (highlighted in Table 5). In our dataset, financial services were mostly loan-based websites leading to pre-filled loan applications, which could reveal users’ financial status [44], making them vulnerable targets for scammers.

Takeaway: We find that 45.69% of the services remain active at least two years after the initial PII exposure. Although existing regulations advocate for secure data retention practices, ambiguities—such as a lack of time frame specifications—leave loopholes that providers can leverage to retain PII-exposing URLs for an extended period. We call for a consensus on industry-specific standards that define maximum lifetimes for private URLs.

6.2. User Profiles

In this analysis, we examine the breadth of user-PII visible in SMS-delivered links and quantify distinct exposure profiles (i.e., the set of PII fields jointly revealed by a single URL). Our goal is to characterize what an adversary can harvest just from SMS Gateways without further interaction and why particular combination fields matter for downstream attacks.

Analysis. We look at the UI captures and JSON payloads for each validated URL to extract user PII. Our ground rules are that the URL should expose a user’s name (an established and effective identifier) *and* at least one type of contact PII: (1) telephone number, (2) email address, or (3) postal address. If a URL passes these conditions,

we extract all visible types of PII. To avoid repetition, we concatenate all visible types of PII for each URL to construct a “user profile” and only unique profiles are kept to analyze what types of PII appear together and how some combinations can be more effective than others. Although all pages were publicly reachable, we treat the content as sensitive: plaintext PII values are deleted after analysis and only aggregate counts are stored.

Results. Among the validated set of URLs, 290 (41.34%) met our ground conditions. After filtering unique “user profiles”, we were left with 206 (29.39%) candidates. The broadest PII exposure (large user profile) came from a pre-filled loan application exposing first name, last name, email address, telephone number, date of birth, marital status, postal address, bank account number, state identification card number, and family (number of children) which is discussed as a case study in §6.4. Other notable combination was also from a loan application exposing first name, last name, email address, telephone number, postal address, bank account number (including routing number), and social security number in the network logs which is also discussed as a case study in §6.7.

Impact. The ability of adversaries to aggregate PII and construct detailed user profiles creates avenues for textbook social engineering attacks. These profiles, even those passing our two ground conditions, can be leveraged to launch downstream threats, such as spear-phishing and whaling. For instance, compound profiles with attributes such as *name*, *email*, *phone* enable high-confidence spear-phishing and cross-dataset linkage. Similarly, including *DOB* or *account identifiers* intensifies susceptibility to financial risks.

Takeaway: We identified 206 distinct user profiles, demonstrating how SMS-delivered URLs can facilitate social engineering and enable critical downstream attacks, including spear-phishing and financial impacts.

6.3. Initial Access

Initial access emphasizes how an accessed link leads to visible PII at the client-side. In addition, we analyze whether the exposure arises from server-rendered pages, client fetches to APIs/WebSockets, or transparent redirects.

Analysis. We open the URL with DevTools enabled to observe redirect links, network logs, and headers to pinpoint the initial source of PII exposure. We identify the exposed PII using the search feature under the Network tab in DevTools. The text search gives us item(s) that has the PII and then we manually step through them in reverse chronological order to locate the first item that contained PII (or the item that requests it). During the process, we check the “Headers” and “Response” tabs to analyze each request/response chain. In case of tokenized URLs, we examine API calls and WebSocket messages for token usage. If a token is used in the request header but no api or socket activity is visible, we classify the exposure as server-rendered. If we find the PII in the original URL or the redirect chain headers, we mark it as URL-embedded PII.

Results. Tokenized bearer links were the dominant root cause, totaling 172/177 (97.18%) cases. Of these, 92 (53.49%) called the API, 79 (45.93%) were server-rendered, and 1 (0.58%) used a WebSocket. In the remaining 5/177 (2.82%) cases, PII appeared directly in an original URL or redirect chain.

Impact. This “URL-as-credential” antipattern amplifies risk in SMS workflows where messages are routinely logged or intercepted. Operationally, these patterns treat the URL itself as the authenticator. The information about the source of the data leak helps guide further analysis and provide informed recommendations to the security community.

Takeaway: We found that tokenized bearer links account for $\approx 97\%$ of observed PII exposure, highlighting the widespread use of the URL-as-credential model across industries. This underscores the importance of users avoiding the sharing or forwarding of such URLs.

6.4. Privileged Exposure

Privileged exposure refers to the level of access an adversary gains upon accessing a URL. Assessing this exposure is critical for prioritizing remediation efforts and estimating the potential impact on affected users.

Analysis. To determine the exposure level, we analyze only the first loaded page’s UI and network logs. Specifically, we check if the exposed PII is editable or read-only from the adversary’s perspective. If a URL lands the adversary on a page containing PII that they can edit, we consider it as *editable*. Otherwise, if the PII is not editable or available in the JSON payloads, the exposure is termed as *static*.

Results. Annotators labeled exposures as (1) *static data* (read-only content in the UI or JSON payloads), or (2) *editable data* (editable content in UI). The majority of cases (162/177) were static data spread across UI (103/162) and JSON payloads (59/162). The remaining (15/177) editable data instances were pre-filled forms in the UI.

Impact. The type of exposure determines how much leverage the attacker has on the exposed PII. *Static* content enables immediate bulk harvesting with commodity crawlers. However, *editable* exposure escalates from confidentiality loss to integrity risk. Particularly, adversaries can alter PII information that results in users losing access to services. Finally, static data in *JSON payloads* evades UI-centric audits yet remains trivially retrievable via DevTools or HAR file, quietly widening the breach surface.

Case Study 1 (Wanna Cash): The URL redirects to a pre-filled loan application where the fields are editable (refer to appendix Fig. 5). We also observed that the URL (token) routed to a different user’s data during root cause analysis compared to what we saw during URL crawling—indicating token re-assignment. This single case had the most PII types per URL among our validated PII set, emphasizing the real-world harm if such URLs leak.

Takeaway: We found that 15 services allowed adversaries to modify users’ PII. Such integrity risks can result in victims losing access to their accounts or services during subsequent login or validation attempts.

Takeaway: URL containing bearer tokens widens the attack surface by enabling impersonation attacks. We found six websites that grant direct user access through the URL. We recommend adding an additional authentication layer instead of allowing direct account access.

6.5. Account Takeover

Account takeover explores the conditions under which an adversary accesses the account of a victim user in a way that enables the adversary to change the contact information and password of the user, leading to the victim being locked out of their accounts.

Analysis. For each URL candidate, we check whether the site is in a logged-in state. In this check, we perform UI navigation to confirm account access by checking whether the rendered view has authenticated-only navigation elements (e.g., “My Account,” “Billing,” “Logout”) or personalized headers (“Welcome, <name>”), or pages that enumerate private resources (applications, orders, messages).

Results. We identified *six* services that gave account takeover, just based on the possession of the URL. These flows collapse the isolation between “viewing a page” and “being the user” of the service.

Impact. When a URL leads to an authenticated session, an attacker can harvest private data, perform actions as the victim, alter profile settings, and in some cases initiate permanent account takeover by resetting the password or account recovery information. This risk is amplified when bearer-style URLs are transmitted over non-end-to-end-encrypted channels like SMS.

Case Study 1 (iHire): A five-character alphanumeric short code redirected to an authenticated context where we clicked “Continue” and got access into the user’s profile (refer to appendix Fig. 6). In the logged-in profile, we were able to read resume, contact details, address, and job applications while we were able to edit email and password for the account. iHire advertises use by 103K organizations (e.g., Walt Disney World, Marriott, Lowe’s) and “3.45+ million active members in the last 30 days,” [45] implying broad impact. As shown later in §6.8, low token entropy combined with a large user base enabled enumeration, allowing us to access another user profile after only two token mutations.

Case Study 2 (My Private Tutor): A `tinyurl` short link redirected to a fully authenticated user profile (messages, applications, profile details) with no additional checks (refer to appendix Fig. 7). Unlike a domain-specific shortener, a global shortener covers a vast link space, making enumeration to other users harder for the specific domain. However, it creates the possibility of exposure in case of enumeration of these shorteners or from users accidentally entering the wrong token due to their higher usage. This platform has “3,300+ tutors and 50K+ students,” [46], suggesting non-trivial exposure due to this vulnerability.

6.6. UI Navigation

Web services often have complex implementations, allowing users to navigate through multiple pages via call-to-actions (CTAs), tabs, or wizards. When applied to SMS-delivered URLs, such navigation can lead to additional data leaks. In the following, we focus on this aspect of PII exposure via SMS messages.

Analysis. We examine webpages for navigational elements such as menus, buttons, pagination controls, and expandable accordions. We interact with these elements to uncover additional user PII, avoiding any state-changing actions such as form submissions. Upon the first occurrence of additional PII, we stop and label it as a “hit” for UI navigation.

Results. We identify *eight* instances where additional PII is exposed through interaction and navigation on the webpage. This progressive disclosure can create a false sense of security, as initial screens may appear harmless, yet just a few clicks can reveal sensitive information.

Impact. Even when a landing page appears benign, UI interactions (often in just a few clicks) can reveal additional user information that was not initially visible. This overhauls the leak from a single static snapshot into an exploratory path accessible to anyone with the link.

Case Study 1 (EverQuote): A URL with a short path (token), consisting of five alphabetic characters, redirected to an insurance quote page. It showed (“Congratulations, FirstName”) with a *Show Quotes* call-to-action. Clicking on the call-to-action button led to a fully editable, pre-filled insurance quote form containing sensitive PII—full name, email address, gender, date of birth, and credit score range (refer to appendix Fig. 8). The company reports “35 million quote requests from consumers” [47], which, combined with lower token entropy, resulted in a saturated token space and magnified the risk, since we were able to access another user’s quote only after three token mutations.

Case Study 2 (The Knot): A short URL redirects to a wedding invitation RSVP page with the names of the bride and groom, along with the name of the guest who received the invitation. However, with one click, we reached the wedding home page with wedding date and location, wedding photos, and names & photos of wedding ladies and gentlemen (refer to appendix Fig. 9). The company claims “4 million+ users” each year [48], which shows the scale of impact in case of enumeration not only for these users but also anyone they mention on their wedding homepage.

Takeaway: We identified eight services vulnerable to additional data leaks through UI navigation. This behavior enables attackers to automate the exploration process, systematically navigating all available options from a single page until user PII is discovered and extracted.

6.7. Overfetching

Overfetching occurs when the server returns more data than the UI actually needs, either as misconfigured API calls or HTML bootstrapped data. We investigate whether the JSON payloads contain additional user PII that is not exposed in the UI, even after exhaustively navigating all available paths.

Analysis. We use the browser profile with DevTools enabled and navigate to the Network tab. For each PII string visible in the UI, we use Network search (body+headers) to find its originating response. Then, we manually skim these responses to find additional user PII not present in the UI. In addition, we record common patterns and root causes of misconfigurations that lead to overfetching of PII.

Results. In 76 cases, we observed overfetching: network responses (or server-rendered bootstraps) carried more PII than displayed in the UI. Although some developers may assume that “hidden in the UI” means hidden from attackers, this PII is still accessible from static resources, making it vulnerable to client-side observers.

Impact. As network logs and bootstrapped HTML are routinely cached, logged, or inspected by browser extensions and third-party scripts, the risk surface extends well beyond from what a user sees. Even if the visible page redacts or omits PII, excess payloads in client-side responses and HTML can silently leak sensitive PII. It is also important to note that, in many cases, service providers assume their endpoints expose minimal PII, while the network logs actually reveal much more to an attacker.

Case Study 1 (Epic Loan Systems): The UI detection did not flag any PII, but JSON payloads contained sensitive user PII, e.g., name, email address, phone number, postal address, bank account number, routing number, and social security number (refer to appendix Fig. 10).

Case Study 2 (DiMOrder): The link led to a UI showing only the user’s address for an order, which was the only information intended to be shown. Still, the JSON response from the API returned the entire order data: seller and user metadata, geolocation, contact details, order statuses, and even the driver’s license plate number (refer to appendix Fig. 11). The vendor markets the POS being deployed “in 1,000+ restaurants,” [49], so over-fetching multiplies risk when combined with enumerable token (refer to §6.8).

Case Study 3 (StickerMule): In this case, the order-details page displays the user’s name and postal address, while the JSON embedded in the HTML also includes the user’s email address (refer to appendix Fig. 12).

Takeaway: For 76 cases, we found concerning practices such as embedding PII in hidden HTML tags and relying on their invisibility for protection. Pages should request only the PII fields needed by the current UI view and audit server-rendered bootstraps for any sensitive data. Moreover, if the UI masks any PII, the corresponding network response must also return masked data.

6.8. Brute Force

Webpages typically implement controls to prevent adversaries from inferring or exploiting underlying infrastructure. For example, services often limit OTP authentication attempts to three tries. Taking cues from these concepts, we examine two conditions: 1) given access to a user account, can an adversary access the accounts of other registered users? and 2) for services requesting second-level authentication can we guess the authentication parameters?

As most domains exposing PII use tokenized URLs, we evaluate the susceptibility of these tokenized URLs to brute-force attacks.

Analysis. To assess whether these tokens were enumerable, we analyzed token entropy. We follow the theoretical foundations laid by MITRE’s Common Weakness Enumeration, specifically CWE-331: Insufficient Entropy [50], and OWASP [51] guidelines. For every token identified during root-cause analysis, we estimated its entropy as:

$$H = \log_2(|\mathcal{A}|^L)$$

where L is the token length and $|\mathcal{A}|$ is the effective alphabet size. We experimentally verified whether case sensitivity contributed to entropy by flipping the first alphabetic character in the URL and if the response was the same as the UI of the original URL, the alphabet’s possible values were reduced from 52 to 26. If the token only contained hex characters (0-9 and A-F), we assumed it is a hex token (16 possible values per character) and not alphanumeric character (36 possible values per character). Tokens with $H < 64$ bits were flagged as potentially enumerable. Further, we manually attempted up to 10 token mutations for every tokenized URL and stopped at the first hit. We then classified a domain as enumerable if a modified URL yielded another user’s PII.

Results. From 172 tokenized URL cases (recall, we select one representative URL per final domain), 125 (72.67%) services have a token with entropy below the 64-bit threshold and were flagged as potentially enumerable. We then attempted up to 10 random mutations of the token segment and recorded a “hit” if another user’s PII appeared, achieving 13 hits (10.40%). Our root-cause analysis further revealed that 4 of the 12 were enumerable because the identifier was repurposed as a token in alphanumeric format. For instance, for URL <https://example.com/ABC12345>, changing token ABC12345 to ABC12346 resulted in unrestricted access to a different user’s quote. Apart from entropy, enumeration also depends on the saturation of users in the token space.

Impact. Low-entropy or predictable tokens turn a single leaked URL into a horizontal compromise. Alternatively, this means that access to a single SMS-delivered private URL can impact users beyond the intended recipient. An adversary can sweep the token space without the need for specialized hardware and harvest user information of all users who signed up for the affected service. At services with a large active userbase, the impact is much more devastating as the token space is more saturated and there is more data for an attacker.

Case Study 1 (TMShipping): A shipping quote URL used the quote ID in format 123456-AB as the token, where only the numeric values were important for access. The two-letter suffix appeared mandatory syntactically, but changing it resulted in the same quote. As the token was the quote ID, incrementing the numeric portion returned another customer’s quote (full name, email, phone, city). As our URL quote number was around 650K and checking a quote number in 300K range also resulted in a user’s quote, we assume that linear scanning can reveal a large corpus of user PII quickly. Also, this issue was not unique to this service: six other services exhibited the same problem.

Case Study 2 (URL Shorteners): When a shorter, weaker token in the original URL redirects to a final URL with a stronger token, the security of the final URL is ineffective, as the weakest link dominates. Large public shorteners (e.g., TinyURL and Bitly) enforced basic anti-DDoS pacing, but could be further improved by making the tokens case-insensitive and increasing its effective entropy. Even during a small manual enumeration test, we were able to access other links within ten attempts for the commercial URL shortener services.

Takeaway: We found that 125 services are vulnerable to insufficient entropy (CWE-331). We also found that for 13 of those services, we could achieve a hit within the first 10 tries. This acts as a reminder for the service providers to utilize cryptographically random, URL-safe tokens with at least 64 bits of entropy.

6.8.1. Authentication. Some services require second-level authentication (e.g., ZIP code, date of birth, last name) to access privileged information such as health records. However, these authentication parameters are often predictable, especially when the number of allowed attempts is greater than just a few.

Analysis. For pages that require authentication before granting access, we check whether the required value appears in our SMS corpus or is trivially guessable (e.g., a 5-digit ZIP code or date of birth). We also inspect network logs for clues that could reduce the cost of enumeration for an attacker. When encountering URLs with such authentication constraints, we perform up to ten manual attempts using synthetic values, stopping immediately upon a successful match, the exhaustion of attempts, or any indication that further attempts are blocked. During this process, we observe

TABLE 6. RESPONSIBLE DISCLOSURE STATUS.

Disclosure Status	#Domains
Unreachable	27
No Response	132
Responded	11
Fixed	7
Total	177

server responses and timing behaviors to identify lockouts, CAPTCHAs, or escalating delays.

Results. We find that four services implemented enumerable authentication parameters (e.g., ZIP code, date of birth). These services were vulnerable to weak or absent rate-limiting to protect additional PII or account access.

Impact. Absence of throttling allows the second-level authentication to collapse under trivial enumeration and become guessable credentials, turning a leaked link from a read-only privacy breach into a pathway for account takeover or broader PII exposure.

Case Study 1 (GuarantorMyLoan): The page has an authentication gate that accepts date of birth (DoB) as the primary credential. However, there is no visible throttling after we manually tried 10 quick attempts, which creates a narrow search space for automated guessing (refer to appendix Fig. 13). Network responses additionally disclosed an age band “between 18 and 75”, further shrinking the search space.

Case Study 2 (Cabot Financial): A three-factor authorization form (last name, phone, ZIP) appears secure but was still brute-forceable in this case: (1) last names appeared in the SMS-gateway messages for that number from other senders, (2) the associated phone’s last four digits were shown in network logs which matched the disposable number that received the text, and (3) we observed no rate limiting on ZIP (refer to Appendix Fig. 14).

Takeaway: We identify 4 services with **enumerable second-level authentication**. This underscores the need for strict limits on the number of authentication attempts to prevent easy guessing of attributes such as last name, ZIP code, or date of birth. These attributes should also be combined with additional factors to increase complexity. Furthermore, if a private link resumes a user flow, services should require re-authentication before granting access to sensitive endpoints.

7. Responsible Disclosure and Ethics

Responsible Disclosure. For each vulnerable service, we reviewed its privacy policy to determine whether responsible disclosure guidelines were provided. Only eight services included a dedicated section outlining their security posture, and of these, only four offered a bug-reporting guide. These observations offer insight into the broader security and privacy maturity of the ecosystem. Notably, one service with

an explicit security section provided a detailed disclosure form accompanied by a PGP key; however, we found that the key had expired nearly three years prior.

We find that responsible disclosure is often a labor-intensive process with a low likelihood of acknowledgment or remediation. Table 6 describes the disclosure status. Of the 150 reports we submitted, only 18 received responses, and just 7 out of those resulted in implemented fixes. To improve engagement, we adopted an alternative strategy by conducting telephone-based disclosures for services that had neither responded to email nor acted within 30 days. This approach enabled us to reach the appropriate teams at three services, all of whom subsequently acknowledged the issues. One notable case involved a provider stating that they were “overwhelmed with the volume of scam bug reports and had assumed our disclosure email was also a scam.” It is important to emphasize that our reporting process adheres to strict standards: each email includes detailed reproduction steps and an accompanying video demonstration or relevant data. These experiences highlight the need for companies to maintain clear reporting instructions, dedicated disclosure channels, and appropriate resources to ensure timely evaluation and resolution of security reports.

Disclosure Impact: We estimate the scale by looking at the active user-base in case of enumerable domains on their website, where possible, only for the domains that responded or fixed. As such, we prevented PII exposure of more than 120M users and plan to increase this number with active attempts to connect with more service providers.

Takeaway: We submitted 150 vulnerability reports, resulting in 18 remediations that collectively helped safeguard approximately 120 million users. Our experience indicates that many services still lack clear security reporting guidelines and a monitored point of contact for disclosures, which raises concerns about overall security.

Ethics. This study was approved by our institution’s ethics board (IRB). We also strictly adhere to the ethical guidelines of web security as outlined by Hantke et al [52]. Additionally, we deployed a conservative crawler, i.e., single-threaded, two-second inter-request delays, no concurrency, not circumvent bot protection, and no form submissions or state-changing actions in accordance with prior work [22]. Moreover, we utilize a local LLM to ensure that threat vectors and private information do not leave our facility.

8. Related Work

SMS Abuses. Recent studies have focused on understanding security threats originating from SMS messages. Several works show that SMS metadata and timing patterns can be exploited to infer user locations [53], [54], [55]. For example, Bitsikas et al. [5] demonstrated that an attacker can deduce the location of an SMS recipient by comparing message-delivery timings against pre-collected measurements from receiver locations, and argued that mitigating this class of attacks requires complex architectural changes

on the SMS infrastructure. Other studies analyzed attacks the use of SMS messages as a bridge for spam and phishing campaigns [9], [56], [57], [58], [59], [60]. In this regard, Nahapetyan et al. [8] collected a longitudinal dataset of phishing SMS messages and categorized them into over 35K phishing campaigns, providing detailed insights into attacker tactics and countermeasures. Similar to our work, many of these studies utilized public SMS gateways as a way to understand real-world behavior of the SMS messages and their security implications [8], [15], [17], [19], [23]. Our work differs in that we focus on benign, service-generated messages containing private, user-specific URLs, and we analyze the design of these URLs and how they can expose user PII.

URL Security and Privacy. Researchers have put effort into discovering potential vulnerabilities, misconfigurations, and leaks in URLs [7], [61], [62], [63]. For instance, Matic et al. [7] trained a classifier to identify URLs pointing to sensitive user information. Over a database of 155 million sensitive URLs, the authors found questionable practices such as the usage of unencrypted protocols to transfer sensitive data (HTTP). Moreover, Khodayari et al. [64] analyzed open redirect vulnerabilities and found 623 sites exposed to this issue. The authors revealed that this vulnerability is widespread and affects 9.7% of the top 10K websites. Similarly, Wang et al. [65] found overly excessive permissions in cloud-based API endpoints, potentially leading to data attacks. This study was performed over 1.3 million cloud apps, where $\approx 27\%$ were exploitable. Although these studies highlight the high-scale adoption of insecure configurations, they do not analyze user-oriented URLs nor how such URLs, when delivered over SMS, can compromise users’ data PII exposure and token abuse.

9. Conclusion

Service providers increasingly prioritize frictionless user experiences by adopting technologies that streamline access to their platforms. SMS remains a widely used channel for delivering private, single-click access URLs. However, the inherent insecurity of SMS has led to data leaks that can expose these URLs to unauthorized adversaries. This paper presents a comprehensive examination of the security and privacy implications arising from such unauthorized access to SMS-delivered URLs. Using public SMS gateways as a lens, we analyzed 322K URLs extracted from more than 33 million SMS messages, ultimately identifying expert-validated PII leaks across 701 URLs associated with 177 services. We found 125 services where the exposure impacted not only the intended recipient but also other users of the service, creating systemic vulnerabilities. Additionally, we identified 15 services that allowed adversaries to modify user PII, 76 services that supplied more client-side data than necessary, and 206 unique user profiles that could be exploited for downstream attacks such as spear-phishing.

References

- [1] (2025, Sep) 2025 annual survey highlights. <https://www.ctia.org/news/2025-annual-survey-highlights>.
- [2] T. Team, “Number deactivation and the recycled phone number dilemma,” <https://www.telesign.com/blog/number-deactivation-and-the-recycled-phone-number-dilemma>, June 2025, accessed: 2025-11-12.
- [3] D. R. Staff, “26 m texts exposed in poorly secured vovox database,” <https://www.darkreading.com/cloud-security/26m-texts-exposed-in-poorly-secured-vovox-database>, November 2018, accessed: 2025-11-12.
- [4] Z. Whittaker, “Millions of sms messages exposed in database security lapse,” <https://techcrunch.com/2019/12/01/millions-sms-messages-exposed/>, December 2019, accessed: 2025-11-12.
- [5] E. Bitsikas, T. Schnitzler, C. Pöpper, and A. Ranganathan, “Freaky leaky {SMS}: Extracting user locations by analyzing {SMS} timings,” in *32nd USENIX Security Symposium (USENIX Security 23)*, 2023.
- [6] J. Lovato, P. Mueller, P. Suchdev, and P. Dodds, “More data types more problems: A temporal analysis of complexity, stability, and sensitivity in privacy policies,” in *Proceedings of the 2023 ACM Conference on Fairness, Accountability, and Transparency*, 2023, pp. 1088–1100.
- [7] S. Matic, C. Iordanou, G. Smaragdakis, and N. Laoutaris, “Identifying Sensitive URLs at Web-Scale,” in *Proceedings of the ACM Internet Measurement Conference*. Virtual Event USA: ACM, Oct. 2020, pp. 619–633. [Online]. Available: <https://dl.acm.org/doi/10.1145/3419394.3423653>
- [8] A. Nahapetyan, S. Prasad, K. Childs, A. Oest, Y. Ladwig, A. Kapravolos, and B. Reaves, “On sms phishing tactics and infrastructure,” in *2024 IEEE Symposium on Security and Privacy (SP)*. IEEE, 2024.
- [9] B. Reaves, N. Scaife, D. Tian, L. Blue, P. Traynor, and K. R. Butler, “Sending out an sms: Characterizing the security of the sms ecosystem with public gateways,” in *2016 IEEE Symposium on Security and Privacy (SP)*. IEEE, 2016, pp. 339–356.
- [10] A. Das, S. Baki, A. El Aassal, R. Verma, and A. Dunbar, “Sok: a comprehensive reexamination of phishing research from the security perspective,” *IEEE Communications Surveys & Tutorials*, vol. 22, no. 1, pp. 671–708, 2019.
- [11] W. Syafitri, Z. Shukur, U. Asma’Mokhtar, R. Sulaiman, and M. A. Ibrahim, “Social engineering attacks prevention: A systematic literature review,” *IEEE access*, vol. 10, pp. 39 325–39 343, 2022.
- [12] R. van der Kleij, S. van ‘t Hoff—De Goede, S. van de Weijer, and R. Leukfeldt, “Social engineering and the disclosure of personal identifiable information: Examining the relationship and moderating factors using a population-based survey experiment,” *Journal of Criminology*, vol. 56, no. 2-3, pp. 278–293, 2023.
- [13] C. Dwork, A. Smith, T. Steinke, and J. Ullman, “Exposed! a survey of attacks on private data,” *Annual Review of Statistics and Its Application*, vol. 4, no. 1, 2017.
- [14] D. W. Opderbeck, “Cybersecurity and data breach harms: Theory and reality,” *Md. L. Rev.*, vol. 82, 2022.
- [15] J. M. Moreno, S. Matic, N. Vallina-Rodríguez, and J. Tapiador, “Your code is 0000: An analysis of the disposable phone numbers ecosystem,” in *2023 7th Network Traffic Measurement and Analysis Conference (TMA)*. IEEE, 2023, pp. 1–10.
- [16] Y. Gao, G. Xu, L. Li, X. Luo, C. Wang, and Y. Sui, “Demystifying the underground ecosystem of account registration bots,” in *Proceedings of the 30th ACM Joint European Software Engineering Conference and Symposium on the Foundations of Software Engineering*, 2022, pp. 897–909.
- [17] Y. Cheng, H. Wang, Z. Zhang, and N. Li, “Characterizing the security threats of disposable phone numbers,” in *International Conference on Frontiers in Cyber Security*. Springer, 2020, pp. 491–507.
- [18] M. H. Berenjestanaki, M. Conti, and A. Gangwal, “On the exploitation of online sms receiving services to forge id verification,” in *Proceedings of the 14th International Conference on Availability, Reliability and Security*, 2019, pp. 1–5.
- [19] B. Reaves, L. Vargas, N. Scaife, D. Tian, L. Blue, P. Traynor, and K. R. Butler, “Characterizing the security of the sms ecosystem with public gateways,” *ACM Transactions on Privacy and Security (TOPS)*, vol. 22, no. 1, pp. 1–31, 2018.
- [20] Microsoft Corporation, “Playwright: Fast and reliable end-to-end testing for modern web apps,” 2025, supports Node.js, Python, Java, .NET; cross-browser and cross-platform. [Online]. Available: <https://playwright.dev/>
- [21] Ghostery / Cliqz, “@cliqz/adblocker-playwright: Ghostery adblocker playwright wrapper,” 2024, deprecated; renamed to @ghostery/adblocker-playwright; provides uBlock/EasyList compatible ad blocking for Playwright. [Online]. Available: <https://www.npmjs.com/package/@cliqz/adblocker-playwright>
- [22] J. Rautenstrauch and B. Stock, “Who’s breaking the rules? studying conformance to the http specifications and its security impact,” in *Proceedings of the 19th ACM Asia Conference on Computer and Communications Security*, 2024, pp. 843–855.
- [23] B. Reaves, L. Blue, D. Tian, P. Traynor, and K. R. Butler, “Detecting sms spam in the age of legitimate bulk messaging,” in *Proceedings of the 9th ACM Conference on Security & Privacy in Wireless and Mobile Networks*, 2016, pp. 165–170.
- [24] C. Cui, T. Sun, M. Lin, T. Gao, Y. Zhang, J. Liu, X. Wang, Z. Zhang, C. Zhou, H. Liu, Y. Zhang, W. Lv, K. Huang, Y. Zhang, J. Zhang, J. Zhang, Y. Liu, D. Yu, and Y. Ma, “Paddleocr 3.0 technical report,” 2025. [Online]. Available: <https://arxiv.org/abs/2507.05595>
- [25] “Client Challenge — pypi.org,” <https://pypi.org/project/langdetect/>, [Accessed 09-25-2025].
- [26] A. Bates, D. J. Tian, K. R. Butler, and T. Moyer, “Trustworthy Whole-System provenance for the linux kernel,” in *24th USENIX Security Symposium (USENIX Security 15)*. Washington, D.C.: USENIX Association, Aug. 2015, pp. 319–334. [Online]. Available: <https://www.usenix.org/conference/usenixsecurity15/technical-sessions/presentation/bates>
- [27] F. He, Y. Jia, J. Zhao, Y. Fang, J. Wang, M. Feng, P. Liu, and Y. Zhang, “Maginot line: Assessing a new cross-app threat to pii-as-factor authentication in chinese mobile apps,” in *Network and Distributed System Security Symposium (NDSS)*, 2024.
- [28] A. Senol, G. Acar, M. Humbert, and F. Z. Borgesius, “Leaky forms: A study of email and password exfiltration before form submission,” in *31st USENIX Security Symposium (USENIX Security 22)*, 2022, pp. 1813–1830.
- [29] J. Ren, A. Rao, M. Lindorfer, A. Legout, and D. Choffnes, “Recon: Revealing and controlling pii leaks in mobile network traffic,” in *Proceedings of the 14th Annual International Conference on Mobile Systems, Applications, and Services*, 2016, pp. 361–374.
- [30] H. Rajgarhia, S. Gupta, A. Shaik, G. P. Kumar, Y. Santhoshraj, S. N. T. Nishitha, and A. Mukherji, “An evaluation study of hybrid methods for multilingual pii detection,” in *NeurIPS 2025 Workshop on Evaluating the Evolving LLM Lifecycle: Benchmarks, Emergent Abilities, and Scaling*.
- [31] S. Cheng, S. Meng, H. Xu, H. Zhang, S. Hao, C. Yue, W. Ma, M. Han, F. Zhang, and Z. Li, “Effective PII extraction from LLMs through augmented Few-Shot learning,” in *34th USENIX Security Symposium (USENIX Security 25)*, 2025, pp. 8155–8173.
- [32] Element Labs, Inc., “Lm studio,” 2025, run local AI models on your computer; Free for home and work use. [Online]. Available: <https://lmstudio.ai/>
- [33] OpenAI, “gpt-oss-120b & gpt-oss-20b model card,” 2025. [Online]. Available: <https://arxiv.org/abs/2508.10925>

- [34] S. Agarwal, L. Ahmad, J. Ai, S. Altman, A. Applebaum, E. Arbus, R. K. Arora, Y. Bai, B. Baker, H. Bao *et al.*, “gpt-oss-120b & gpt-oss-20b model card,” *arXiv preprint arXiv:2508.10925*, 2025.
- [35] Z. Ji, T. Yu, Y. Xu, N. Lee, E. Ishii, and P. Fung, “Towards mitigating llm hallucination via self reflection,” in *Findings of the Association for Computational Linguistics: EMNLP 2023*, 2023, pp. 1827–1843.
- [36] Google LLC, “Google translate,” 2025, multilingual neural machine translation service supporting over 100 languages. [Online]. Available: <https://translate.google.com/>
- [37] OWASP Foundation, “Session management cheat sheet,” https://cheatsheetseries.owasp.org/cheatsheets/Session_Management_Cheat_Sheet.html#idle-timeout, oWASP Cheat Sheet Series, accessed 2025-11-13.
- [38] W. Wang, A. Ortwein, E. Sobrados, R. Stanley, P. K. Sharma, A. Anwar, and R. Ensafi, “MVPNalyzer: An Investigative Framework for Auditing the Security & Privacy of Mobile VPNs,” in *The Network and Distributed System Security Symposium 2026*.
- [39] Forcepoint, “ThreatSeeker URL Categories and Description,” <https://help.forcepoint.com/fpone/migration/webtothreatseekerurl/guid-b8ac3928-a64c-4468-bf16-4a6d4932c2c7.html>, 2025.
- [40] “A simplified regulatory checklist for financial institutions,” <https://arcticwolf.com/blog/a-simplified-regulatory-checklist-for-financial-institutions/>, 2023, states that financial institutions face a regulatory and security compliance burden exceeding that of most other industries.
- [41] “General data protection regulation (gdpr),” <https://gdpr-info.eu/>, 2016, regulation (EU) 2016/679.
- [42] National Institute of Standards and Technology (NIST), “Guide to protecting the confidentiality of personally identifiable information (pii),” <https://nvlpubs.nist.gov/nistpubs/Legacy/SP/nistspecialpublication800-122.pdf>, 2010, special Publication 800-122, Revision 1.
- [43] NIST, “Critical Infrastructure Sectors — CISA — cisa.gov,” <https://www.cisa.gov/topics/critical-infrastructure-security-and-resilience/critical-infrastructure-sectors>, [Accessed 14-11-2025].
- [44] B. Miller, L. Huang, A. D. Joseph, and J. D. Tygar, “I Know Why You Went to the Clinic: Risks and Realization of HTTPS Traffic Analysis,” in *Privacy Enhancing Technologies*, 2014.
- [45] “Industry-Focused Job Boards — iHire — ihire.com,” <https://www.ihire.com/communities>, [Accessed 10-10-2025].
- [46] “MyPrivateTutor - Find Tutors in Kowloon, Aberdeen, and Tai Po, Hong Kong - MyPrivateTutor — myprivatetutor.hk,” <https://www.myprivatetutor.hk/>, [Accessed 10-10-2025].
- [47] “FAQ — EverQuote — everquote.com,” <https://www.everquote.com/faq/>, [Accessed 10-10-2025].
- [48] “ABOUT US - The Knot Worldwide — theknotww.com,” <https://www.theknotww.com/about-us/>, [Accessed 10-10-2025].
- [49] “DimPOS - One-stop shop POS System — dimorder.com,” <https://www.dimorder.com/en/>, [Accessed 10-10-2025].
- [50] MITRE Corporation, “Cwe-331: Insufficient entropy,” <https://cwe.mitre.org/data/definitions/331.html>, 2024, accessed: 2025-09-18.
- [51] OWASP Foundation, “Insufficient session id length,” https://owasp.org/www-community/vulnerabilities/Insufficient_Session_ID_Length, 2025, author: Jake Karnes; Contributor(s): Greg Heartsfield; Accessed: 2025-09-18.
- [52] F. Hantke, S. Roth, R. Mrowczynski, C. Utz, and B. Stock, “Where are the red lines? towards ethical server-side scans in security and privacy research,” in *2024 IEEE Symposium on Security and Privacy (SP)*. IEEE, 2024, pp. 4405–4423.
- [53] B. Hong, S. Bae, and Y. Kim, “Guti reallocation demystified: Cellular location tracking with changing temporary identifier,” in *NDSS*, 2018.
- [54] S. R. Hussain, M. Echeverria, O. Chowdhury, N. Li, and E. Bertino, “Privacy attacks to the 4g and 5g cellular paging protocols using side channel information,” *Network and distributed systems security (NDSS) symposium2019*, 2019.
- [55] N. Lakshmanan, N. Budhdev, M. S. Kang, M. C. Chan, and J. Han, “A stealthy location identification attack exploiting carrier aggregation in cellular networks,” in *30th usenix security symposium (usenix security 21)*, 2021.
- [56] L. N. Lota and B. M. Hossain, “A systematic literature review on sms spam detection techniques,” *International Journal of Information Technology and Computer Science (IJITCS)*, vol. 9, no. 7, pp. 42–50, 2017.
- [57] I. Murynets and R. Piqueras Jover, “Crime scene investigation: Sms spam data analysis,” in *Proceedings of the 2012 Internet Measurement Conference*, 2012, pp. 441–452.
- [58] I. Shafi, M. Abd Latiff, H. Chiroma, O. Osho, G. Abdul-Salaam, A. Abubakar, and T. Herawan, “A review on mobile sms spam filtering techniques,” *IEEE Access*, vol. 5, pp. 15 650–15 666, 2017.
- [59] M. L. Rahman, D. Timko, H. Wali, and A. Neupane, “Users really do respond to smishing,” in *Proceedings of the thirteenth ACM conference on data and application security and privacy*, 2023, pp. 49–60.
- [60] D. Timko and M. L. Rahman, “Commercial anti-smishing tools and their comparative effectiveness against modern threats,” in *Proceedings of the 16th ACM Conference on Security and Privacy in Wireless and Mobile Networks*, 2023, pp. 1–12.
- [61] A. G. West and A. J. Aviv, “On the privacy concerns of url query strings,” 2014.
- [62] D. Sahoo, C. Liu, and S. C. Hoi, “Malicious url detection using machine learning: A survey,” *arXiv preprint arXiv:1701.07179*, 2017.
- [63] B. Krishnamurthy and C. E. Wills, “On the leakage of personally identifiable information via online social networks,” in *Proceedings of the 2nd ACM workshop on Online social networks*, 2009, pp. 7–12.
- [64] S. Khodayari, K. Glauber, and G. Pellegrino, “Do (Not) Follow the White Rabbit: Challenging the Myth of Harmless Open Redirection,” in *Proceedings 2025 Network and Distributed System Security Symposium*. San Diego, CA, USA: Internet Society, 2025. [Online]. Available: <https://www.ndss-symposium.org/wp-content/uploads/2025-523-paper.pdf>
- [65] X. Wang, S. Nanda, and X. Wang, “Credit Karma: Understanding Security Implications of Exposed Cloud Services through Automated Capability Inference.”

9.1. LLM Usage Considerations

LLMs were used in two ways: (1) **methodologically**, as a filter on a large dataset before human validation; and (2) **editorially**, for clarity and grammar check. We locally employ a zero-shot model via LM Studio using an open-source (gpt-oss-120b) to screen UI and JSON payloads for PII. The LLM’s role is limited to screening; final PII determinations and category corrections are made by two expert annotators. When LLMs were used for editorial purposes, all outputs were inspected by the authors to ensure accuracy and originality. All scientific claims, study design choices, and interpretations are the authors’ own.

Our use of LLMs adheres to three principles: **originality** where we retain responsibility for all content and literature integration, **transparency** where we disclose prompts (refer to appendices C and D), and **responsibility** through local LLM usage and human-in-the-loop validation. We believe this limited, well-audited use of LLMs strengthens the study’s scalability while preserving rigor and reproducibility.

Appendix

1. Public SMS Gateways

azroTV.com, bestsms.xyz, clearcode.cn, freeonlinephone.org, freephonenum.com, getsms.cc, lothelper.com, zh.mytrashmobile.com, receive-a-sms.com, receivefreesms.net, receive-sms.cc, receivesms.cc, receivesms.co, receive-sms-free.net, receivesmsonline.net, receivesmsonline.in, receive-smss.com, shejiinn.com, smstome.com, storytrain.info, temp-number.com, temporary-phone-number.com, us-phone-number.com, xinghai.party, zusms.com

2. PII Taxonomy

mothers maiden name, password, security question, user name, products purchased, psychological trends, search history, services purchased, email address, email content, postal address, telephone number, text messages, citizenship, color, date of birth, education, employment history, family, first name, gender, gender identity, hair color, height, language, marital status, military or veteran status, place of birth, race, religion, sex life, union membership, immigration status, last name, bank account number, credit card number, debit card number, financial account number, insurance policy number, driver authorization card number, health insurance identification number, individual taxpayer identification number, medical identification number, military identification card number, nondriver state identification card number, passport number, social security number, state identification card number, drivers license number, aids, breastfeeding, cancer, childbirth, chiropractic, diagnosis, disability, health records, medicine, mental condition, pregnancy, genetic data, hiv, request for family care leave, request for leave for an employees own serious health condition, location, records of personal property

3. OCR-based Screening LLM Prompts

System Prompt

You are a PII detection assistant.
Reasoning: high
ALWAYS answer in exactly the format below:
Y,{comma_separated_PII_TYPES} OR N,{}
NEVER include explanations or extra text.
Use only labels exactly as listed in PII_TYPES (verbatim strings).
Only flag the USER PII, not website or company information.

User Prompt

PII_TYPES = {PII_TYPES}
Does the OCR text below from a website UI contain any of the user PII from PII_TYPES and if so, which ones.
Give me results as Y,{comma separated PII_TYPES} for detected PII and N,{ } for not detected PII.
Make sure to only flag the USER PII and not website or company information:"

OCR:
{ocr_text}

Answer:

4. JSON payloads-based Screening LLM Prompts

System Prompt

You are a PII detection assistant.
Reasoning: high
ALWAYS answer in exactly the format below:
Y,{label1 (example1),label2 (example2),...} OR N,{ }
For each flagged label, include exactly one example value in parentheses from the JSON snippet.
NEVER include explanations or extra text.
Use only labels exactly as listed in PII_TYPES (verbatim strings).
Only flag the USER PII, not website or company information.

User Prompt

PII_TYPES = {PII_TYPES}
Below is a numbered list of ONLY JSON snippet(s) extracted from a HAR or HTML capture.
Does any snippet contain any of the user PII from PII_TYPES and if so, which ones.
Give me results as Y,{{label1 (example1),label2 (example2)}} for detected PII and N,{{ }} for not detected PII.
For each flagged label, include exactly one example value in parentheses from the JSON snippet.
Make sure to only flag the USER PII and not website or company information:"

RESPONSES:
{resp}

Answer:

5. Case Study Figures

The screenshot shows the 'wannacash' website's loan application process. The header includes the logo and a navigation bar. The main section is titled 'Selecciona importe y plazo' (Select amount and term) with input fields for 'Importe' (300 euros) and 'Plazo de devolución' (30 días). Below this is a section '¿Han cambiado tus datos desde la última vez?' (Have your data changed since the last time?) with a long list of personal and financial details, each with a redacted input field and a dropdown arrow. The details include name, address, contact information, employment status, and income. At the bottom, there is a 'Advertencia al consumidor' (Consumer warning) section with a checkbox for 'Acepto la Política de protección de datos y los Términos y Condiciones' (I accept the Data Protection Policy and Terms and Conditions) and a 'Solicitar' (Request) button.

Figure 5. wannacash.com

The screenshot shows the 'iHireTherapy' website. The top navigation bar includes links for 'Job Seekers', 'Employers', and a 'Post A Job' button. The main content area features a 'Welcome back, [redacted]' message with a 'Continue' button and a 'Sign in or register with a different account' link. A 'Your Privacy' overlay is visible, containing a 'Get it!' button and a detailed privacy policy. The overlay also lists various services and resources available on the site.

Figure 6. ihire.com

The screenshot shows the 'MyPrivateTutor' website. The top navigation bar includes links for 'Learning', 'Tutoring', and 'Resources'. The main content area features a user profile for 'J' (Yuen Long, Hong Kong) with a 'Become a Tutor' button. Below the profile is a 'Requirements' section with a 'Go back' button. The 'Requirements' section shows a list of 'Public Requirements' and 'Applications Received'. A 'Contact tutors directly' section is also visible, showing a list of tutors and their contact information. The bottom section shows a 'Pioneer Academy' profile with a 'Contact tutors directly' button.

Figure 7. myprivatetutor.hk




Figure 8. everquote.com



Figure 9. theknot.com




Figure 10. epicloansystems.com

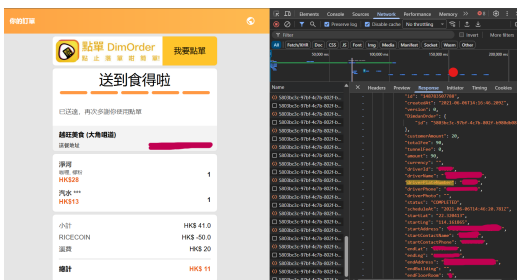


Figure 11. dimorder.com

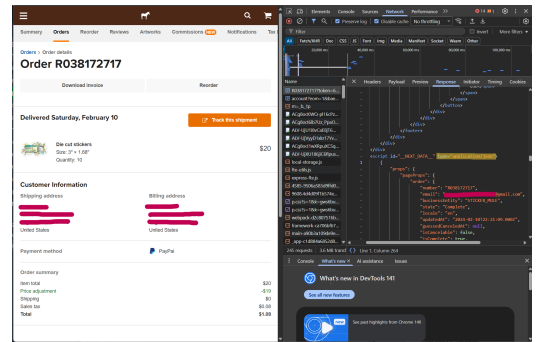


Figure 12. stickermule.com

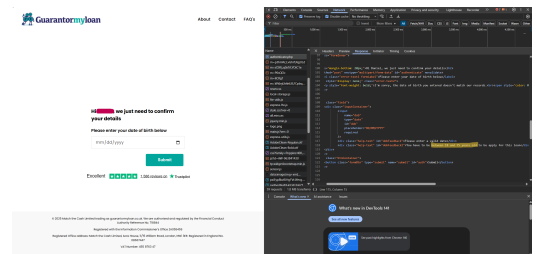


Figure 13. guarantormyloan.co.uk

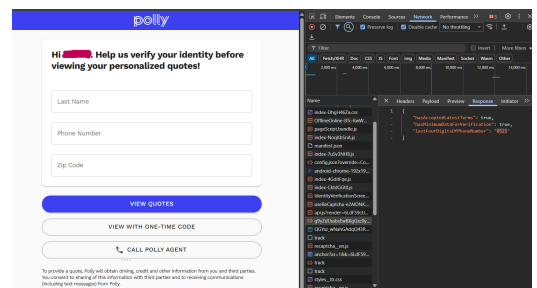


Figure 14. polly.co