



Prism: Towards Lowering User Cognitive Load in LLMs via Complex Intent Understanding

Zenghua Liao

National Key Laboratory of Big Data
and Decision
National University of Defense
Technology
Changsha, Hunan, China
liaozenhua18@nudt.edu.cn

Jinzhiliao*

National Key Laboratory of Big Data
and Decision
National University of Defense
Technology
Changsha, Hunan, China
liaojinzhiliao12@nudt.edu.cn

Xiang Zhao*

National Key Laboratory of Big Data
and Decision
National University of Defense
Technology
Changsha, Hunan, China
xiangzhao@nudt.edu.cn

Abstract

Large Language Models are rapidly emerging as web-native interfaces to social platforms. On the social web, users frequently have ambiguous and dynamic goals, making complex intent understanding—rather than single-turn execution—the cornerstone of effective human-LLM collaboration. Existing approaches attempt to clarify user intents through sequential or parallel questioning, yet they fall short of addressing the core challenge: modeling the logical dependencies among clarification questions. Inspired by the Cognitive Load Theory, we propose **Prism**, a novel framework for complex intent understanding that enables logically coherent and efficient intent clarification. Prism comprises four tailored modules: a complex intent decomposition module, which decomposes user intents into smaller, well-structured elements and identifies logical dependencies among them; a logical clarification generation module, which organizes clarification questions based on these dependencies to ensure coherent, low-friction interactions; an intent-aware reward module, which evaluates the quality of clarification trajectories via an intent-aware reward function and leverages Monte Carlo Sample to simulate user-LLM interactions for large-scale, high-quality training data generation; and a self-evolved intent tuning module, which iteratively refines the LLM’s logical clarification capability through data-driven feedback and optimization. Prism consistently outperforms existing approaches across clarification interactions, intent execution, and cognitive load benchmarks. It achieves state-of-the-art logical consistency, reduces logical conflicts to 11.5%, increases user satisfaction by 14.4%, and decreases task completion time by 34.8%. All data and code are released¹.

CCS Concepts

• Information systems → Query intent.

Keywords

Complex intent understanding, Large language models, Logical clarification

*Corresponding authors

¹ <https://github.com/liaozenhua/Prism>



This work is licensed under a Creative Commons Attribution 4.0 International License. WWW '26, Dubai, United Arab Emirates.

© 2026 Copyright held by the owner/author(s).

ACM ISBN 979-8-4007-2307-0/2026/04

<https://doi.org/10.1145/3774904.3792494>

ACM Reference Format:

Zenghua Liao, Jinzhiliao, and Xiang Zhao. 2026. Prism: Towards Lowering User Cognitive Load in LLMs via Complex Intent Understanding. In *Proceedings of the ACM Web Conference 2026 (WWW '26)*, April 13–17, 2026, Dubai, United Arab Emirates. ACM, New York, NY, USA, 12 pages. <https://doi.org/10.1145/3774904.3792494>

1 Introduction

The web has become the primary medium of human-LLM interaction, with LLMs assistants increasingly embedded within social platforms to help users discover, create, and manage information [5, 35]. Modern LLMs excel at generating high-quality single-turn responses when given with well-specified input [17, 31]. However, in web-mediated contexts, users usually not comprehensively understanding their intents, tend to initiate conversations with only vague descriptions [27]. This *gap* forces users to iteratively refine requests through successive clarification to fully meet their demands. The effectiveness of this clarification process determines user experience and task success [2, 13, 29, 32], thereby revealing the significance of *understanding user intent*.

Recent studies have explored user-LLM interaction mechanisms that enable LLMs to proactively clarify user intents. Mistral-Interact employs sequential Q&A pairs to iteratively elicit missing information [20], as illustrated in Figure 1(a). Similarly, ITIU introduces a table-based interaction mechanism that generates multiple clarification questions simultaneously within a single turn [14], as shown in Figure 1(b). These pioneering approaches improve efficiency and interactivity, however, they implicitly assume that clarification questions are parallel and independent, i.e., a *simple intent scenario*.

In practice, many tasks involve *complex intent scenarios*, where clarification questions exhibit logical dependencies. As shown in Figure 1(b), the model should confirm the “*destination*” before suggesting possible “*activities*”. Failing to model these dependencies may lead to incoherent or impractical suggestions, such as “*diving in Okinawa in December*”, when the weather is often freezing. These recommendations will increase the cost of acquiring effective information for users, a phenomenon commonly referred to as *cognitive load* [23, 25]. The observed decline in empirical performance of previous methods (vividly in Figure 5), when transferred from simple to complex intent scenarios, further demonstrates the intricacy of the task. Therefore, we initially identify *modeling the logical dependencies* among clarification questions as the core challenge in complex intent understanding.

To systematically address the challenge, we draw upon Cognitive Load Theory (CLT) [24], which academically distinguishes

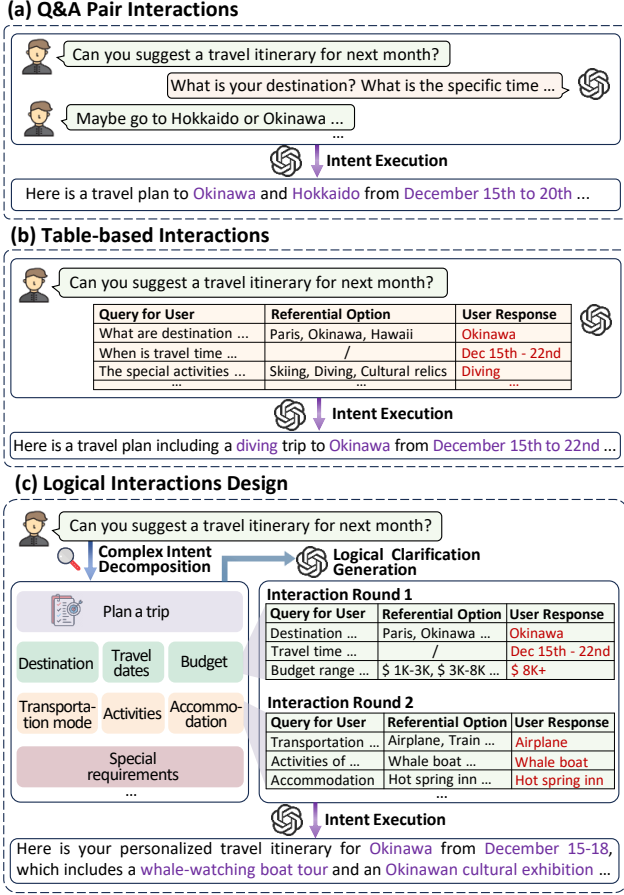


Figure 1: Comparison of user intent clarification: (a) Q&A Pair Interactions, (b) Table-based Interactions, and (c) Logical Interactions Design.

cognitive load into two types: *intrinsic load*, stemming from the inherent complexity of a task; and *extraneous load*, resulting from suboptimal task presentation or interaction design. This perspective motivates us to design an approach, referred to as Prism, that reduces the inherent complexity of user intent (intrinsic load) while simultaneously minimizing non-essential reasoning effort (extraneous load). Prism treats a complex user intent as “*white light*”, and the logic-driven schema as a “*prism*” that refracts it into hierarchical elements, forming a “*colored spectrum*”. These hierarchical elements guide the sequence (parallel or sequential) for clarification questions, thereby achieving a low-friction and logically coherent clarification process. As shown in Figure 1(c), Prism first determines the “*destination*”, then suggests relevant “*activities*” in the subsequent turn, thereby generating practical recommendations such as “*whale watching boat tour*”.

Specifically, we first construct a retrieving dataset (CID) that provides schema for complex intent decomposition across 27 domains and 429 intents. This enables vague, high-dimensional intents to be decomposed into smaller, well-structured elements, reducing task complexity. Second, we ensure that clarification questions are structured in accordance with logical prerequisite dependencies. By sequencing clarification questions hierarchically, it prevents

users from reasoning about undecided elements. Third, an intent-aware reward and Monte Carlo Sample are introduced to simulate large-scale user-LLM interactions. Last but not least, to guarantee practical and user-centric responses, we fine-tune the LLM using a self-evolved intent tuning approach to optimize logical clarification. Extensive experiments are conducted to evaluate Prism across three key dimensions: clarification interaction, intent execution, and cognitive load. Most notably, Prism achieves SOTA logical clarification, reducing logical conflicts in clarification questions to 11.5%. In addition, compared with Mistral-Interact, Prism enhances user experience by increasing interaction rating by 14.4% and lowering average task time by 34.8%.

To summarize, our contributions in this work are as follows:

- To the best of our knowledge, we are among the first to identify the key challenge of complex intent understanding in LLMs and propose a non-trivial solution;
- We introduce CLT into this task and proposed a novel framework, Prism, which reduces user cognitive load through logically coherent intent clarification; and
- Extensive experiments demonstrate that Prism enhances performance among all metrics, delivering coherent clarification in understanding complex intents.

2 Related Work

This section briefs relevant efforts from two perspectives.

2.1 Non-interactive User Intent Understanding

User intent understanding refers to the process by which LLMs infer users’ true goals, typically achieved via non-interactive or interactive approaches [7, 14, 21]. Non-interactive intent understanding focuses on predicting user intents without direct feedback or dialog [6]. Existing methods can be broadly divided into human preference alignment and prompt optimization. Human preference alignment adapts LLMs via supervised fine-tuning (SFT) and reinforcement learning with human feedback (RLHF), aligning model outputs with human intents [18]. Prompt optimization, in contrast, refines user inputs to improve intent prediction without modifying the underlying model [3, 6]. For example, Cheng et al. [6] introduce a contrastive learning approach for Bayesian Prompt Optimization (BPO), whereas Anand et al. [3] propose a rewriting-based framework to disambiguate user queries. Although effective, these methods primarily emphasize improving prediction accuracy rather than deepening or personalizing the understanding of user goals.

2.2 Interactive User Intent Understanding

Interactive intent understanding seeks to capture personalized user intents through effective user-model interaction [14, 20, 31]. For example, Qian et al. [20] introduce Mistral-Interact, an interactive model that proactively elicits missing user information via Q&A pairs exchanges. ITIU [14] propose a table-based interaction mechanism that generates multiple clarification questions in parallel to improve efficiency. COLLABLLM [31] incorporates a multiturn-aware reward function that emphasizes user engagement, optimizing LLMs toward user-centric clarification. Despite these advances, existing methods overlook a crucial aspect—the logical sequencing of clarification questions. Without modeling dependencies among

questions, they struggle to handle the complex intent scenarios commonly observed in real-world contexts.

3 Problem Formulation

This section provides several formal definitions of key concepts that are essential to our work.

Complex Intent. Building upon previous studies [4, 8, 26, 36], we define a complex intent z as one that (1) can be decomposed into multiple elements and (2) exhibits prerequisite dependencies among these elements. For example, the intent “*plan a trip*” includes elements such as “*destination*”, “*travel dates*”, and “*activities*”. Determining the “*destination*” logically precedes choosing “*activities*”, allowing the model to generate activities suggestions that are relevant to the selected location.

Multi-turn Clarification. Given an initial instruction x , the model performs K clarification turns before generating the final output y . At the j -th turn, conditioned on the x and prior clarification history $t_{1:j-1}$, the model generates a clarification m_j (e.g., an interactive table), to which the user provides a response u_j . The j -th clarification is denoted as $t_j = \{m_j, u_j\}$, and the overall interaction process is represented as $\{x, t_{1:K}, y\}$, where $t_{1:K} = \{t_1, \dots, t_K\}$ indicates the complete clarification trajectory.

Objective. The objective is to generate a clarification trajectory $\{t_{1:K}\}$ that is logical and coherent, ultimately leading to a high-quality final output y . The quality of the clarification trajectory and final output is evaluated by an intent-aware reward function, $R^*(t_{1:K}, y \mid x)$, which quantifies how effectively the clarification process enhances alignment between the output y and the user intent. Formally, the optimization objective is expressed as:

$$\max_y R^*(t_{1:K}, y \mid x),$$

which represents the goal of maximizing the alignment between the model’s output and the user’s intent.

4 Proposed Method

This section first provides an overview of Prism framework with the detailed design of each module.

4.1 Framework

In address to the identified challenges, we design four tailored modules guided by CLT. The overall framework of Prism is illustrated in Figure 2. Given a user instruction, the model first ① decomposes complex intent into hierarchical elements by retrieving or few-shot constructing schema from CID, ensuring prerequisite dependencies are preserved (ref. Section 4.2). Next, it ② organizes and presents clarification questions hierarchically: independent questions are grouped into an interactive table within a single turn, while dependent questions are asked sequentially to maintain logical consistency (ref. Section 4.3). Subsequently, we simulate user-LLM clarification interactions via Monte Carlo Sampling, using an ③ intent-aware reward that integrates token-level intent importance and generation confidence to evaluate and filter clarification trajectories (ref. Section 4.4). Finally, ④ the self-evolved

intent tuning module iteratively refines the model through fine-tuning (SFT/DPO) on high-reward data, where each iteration generates higher-quality data for subsequent optimization rounds (ref. Section 4.5).

4.2 Complex Intent Decomposition

Complex intent decomposition aims to decompose a user’s intent into smaller, well-structured elements, thereby reducing task complexity. To support this process, we construct the complex intent decomposition dataset (i.e., CID), which provides annotated element dependencies for 429 common intents across 27 domains.

4.2.1 Construction of CID Retrieval Dataset. We construct the CID retrieval dataset following two key principles: (1) Multi-source integration with consistent naming to mitigate data heterogeneity, and (2) Explicit prerequisite annotation to capture logical dependencies among elements. The construction process comprises two stages: multi-source integration and dependency identification. Both stages employ LLM-assisted annotation followed by human review, as detailed in Appendix B.

Multiple Sources Integration. We leverage existing datasets from related tasks as data sources (see Appendix B.1 for statistics). These datasets contain annotations for key components such as domain, intent, and elements. Given their heterogeneity, we apply LLM-based semantic clustering to standardize synonymous expressions across datasets, thereby ensuring consistency. Each cluster is assigned a canonical label, typically corresponding to the most frequent or standardized form. For example, expressions such as “*Plan a trip*” and “*Travel planning*” are unified under the canonical intent “*Plan a trip*”, with their associated elements merged accordingly.

Dependency Identification. We leverage LLM to assist human annotators in labeling logical dependencies among elements. First, we instruct GPT-4o to predict prerequisite elements for each target element. Human annotators then validate these predictions by checking counterexamples (e.g., verifying whether “*activities*” can be clarified without first specifying the “*destination*”). Based on the identified prerequisites, elements are organized into hierarchical layers under two constraints: (1) elements within the same layer are independent, and (2) dependencies flow strictly from earlier to later layers. This hierarchical structure enables a clarification process in where independent clarification questions are posed in parallel within a single turn, while dependent questions are deferred to subsequent turns. Further details of the annotation process are provided in Appendix B.2.

Through these two stages, we construct the CID retrieval dataset. A distinctive feature of CID is its explicit encoding of prerequisite relationships among intent elements, providing a reference schema for complex intent decomposition.

4.2.2 Intent Decomposition Process. Given an initial user instruction x , the goal of intent decomposition is to derive its hierarchical elements $L(x) = \{\ell_1, \dots, \ell_H\}$. We adopt a *retrieve-or-construct* paradigm based on the CID dataset: if the user intent matches an existing intent in CID, we reuse its annotated hierarchical elements; otherwise, we construct new hierarchical elements via few-shot generalization from the most similar intents in CID.

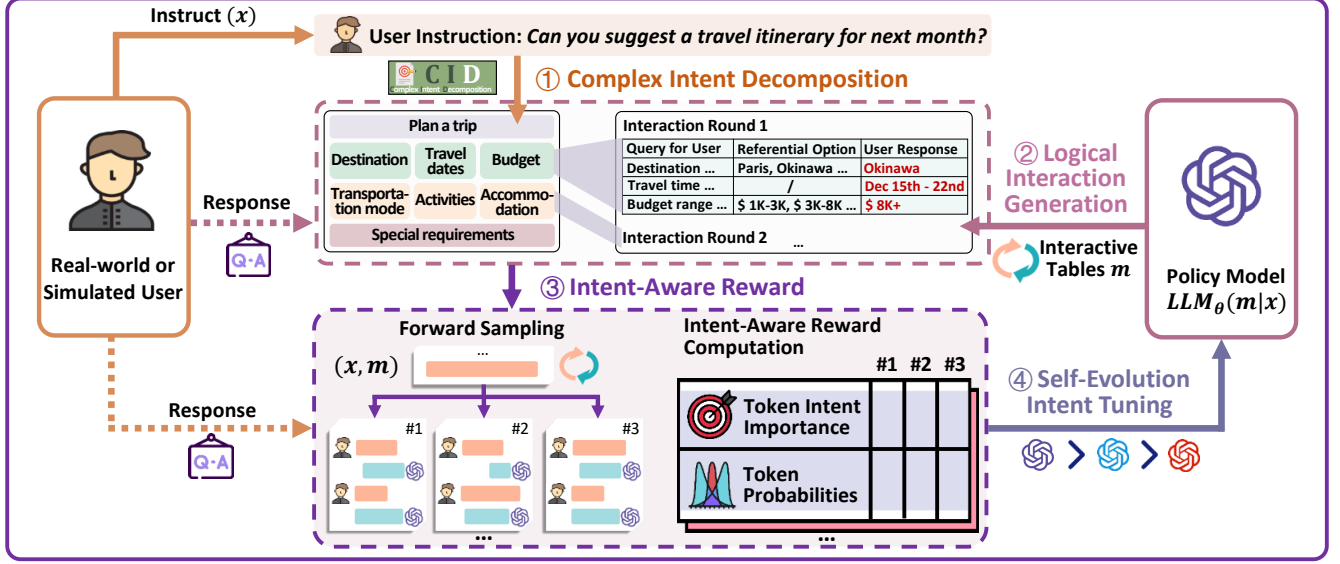


Figure 2: The Prism Framework: Given a user instruction, the policy model first ① hierarchically decomposes complex intents with retrieving CID dataset. It then organizes clarification questions and enables ② logical interaction through interactive table. ③ Intent-aware rewards (IRs) are estimated via Monte Carlo sampling. Finally, ④ self-evolved intent tuning iteratively enhances the training data quality and improves LLM’s capacity for complex intent understanding.

Domain and Intent Recognition. We first predict the most probable domain-intent pair (d^*, z^*) for the initial user instruction x . Formally, the LLM estimates:

$$(d^*, z^*) = \arg \max_{(d, z)} LLM_\theta(d, z | x, D, Z), \quad (1)$$

where LLM_θ denotes the probability distribution provided by the LLM, and D and Z are predefined domain and intent sets in CID to ensure naming consistency. If (d^*, z^*) exists in CID, we directly reuse its annotated hierarchical elements; otherwise, we perform few-shot construction to generate them.

Few-shot Construction. When no exact match is found, we retrieve the k most semantically similar intents from CID as exemplars². The retrieved exemplars, along with their annotated hierarchical elements, are provided as few-shot examples E . The model then generates new hierarchical elements for x conditioned on these examples:

$$L(x) = LLM_\theta(L | E, x, z^*). \quad (2)$$

This process enables the LLM to transfer decomposition logic from existing intents in CID to unseen ones, while maintaining logical consistency among dependencies.

4.3 Logical Clarification Generation

This module organizes the sequence of clarification questions according to the element hierarchy $L(x) = \{\ell_1, \dots, \ell_H\}$, to facilitate logically coherent interactions with the user. For each layer of elements ℓ_k , the LLM generates an interactive table containing corresponding clarification questions and recommended options:

$$m_k = LLM_\theta(x, t_{1:k-1}, \ell_k), \quad (3)$$

²We apply the Contriever [12] method to compute semantic similarity.

where $t_{1:k-1}$ denotes the clarification history of the previous turns.

Clarification questions within the same layer ℓ_k are independent and thus presented together in a single table to enable parallel interaction. User responses are denoted as u_k and combined with the clarification history, i.e., $t_{1:k} = \{m_k, u_k\} \cup t_{1:k-1}$. Clarifications for the next layer ℓ_{k+1} are then generated based on $t_{1:k}$, ensuring that the clarification trajectory adheres to the logical dependencies defined by the element hierarchy.

4.4 Intent-Aware Rewards

To enhance the logical clarification capability of LLM, we employ Monte Carlo Sampling to generate large-scale high-quality training data for fine-tuning. During this process, we design an intent-aware reward to evaluate the quality of each clarification trajectory. The intent-aware reward (IR) for the clarification m_j generated at the j -th turn is:

$$\begin{aligned} IR(m_j | x, t_j^h) \\ = \mathbb{E}_{y \sim P(t_j^f, y | x, t_j^h)} R^*(t_j^h \cup t_j^f, y | x), \end{aligned} \quad (4)$$

where $t_j^h = t_{1:j-1} \cup \{m_j\}$ denotes the conversation history up to the j -th turn, $t_j^f = u_j \cup t_{j+1:K}$ represents the forward conversation after the j -th turn. The distribution $P(t_j^f, y | x, t_j^h)$ models potential future conversations conditioned on the prior history.

However, computing Equation 4 remains challenging, as it requires: (1) a token-level reward function, $R^*(t, y | x)$ to evaluate each clarification trajectory t , and (2) a sampling strategy to obtain the forward conversation distribution $P(t_j^f, y | x, t_j^h)$. We elaborate on these two components in Section 4.4.1 and 4.4.2.

4.4.1 Token-level Reward Function. We define the token-level reward $R^*(t, y | x)$ to jointly capture the importance of each token in expressing user intent and the model’s confidence in generating it. Given a clarification trajectory t and a simulated final output y obtained through forward sampling, we compute:

$$\begin{aligned} R^*(t, y | x) &\approx R_{\text{imp}}(x, t, y)^\top \cdot R_{\text{con}}(x, t, y), \\ R_{\text{imp}}(x, t, y)^\top, R_{\text{con}}(x, t, y) &\in \mathbb{R}^{N \times 1}, \end{aligned} \quad (5)$$

where $R_{\text{imp}}(x, t, y)$ computes the intent importance score vector of y , and $R_{\text{con}}(x, t, y)$ computes the generation confidence score vector for the N tokens in y . Each vector dimension corresponds to a token in y , indicating how essential it is for expressing the user’s intent and how confidently the model generates it.

For instance, in Figure 1(c), the token “Okinawa” is critical for expressing the “destination” intent and thus receives a high intent importance score. If the model also generates this token with high confidence, the clarification trajectory t effectively clarifies the “destination” intent. Conversely, low generation confidence for such a key token indicates that the clarification process remains incomplete or inconsistent.

Intent Importance Score. $R_{\text{imp}}(x, t, y)$ measures the contribution of each token to the overall intent expressed in y . We estimate intent importance by assessing the sensitivity of y to semantic contradictions. Specifically, we define a loss \mathcal{L} that quantifies the likelihood of “contradiction” between y and itself using a natural language inference (NLI) model. While the model typically predicts “entailment” with high probability, we invert this label and compute the gradient of the “contradiction” loss with respect to each token embedding e_i . The intent importance score is then computed as:

$$R_{\text{imp}}(x, t, y) = [\|e_i \odot \nabla_{e_i} \mathcal{L}\|_2]_{i=1}^N \in \mathbb{R}^{N \times 1}, \quad (6)$$

where \odot denotes element-wise multiplication. The i -th dimension of $R_{\text{imp}}(x, t, y)$ reflects the sensitivity of token y_i to perturbations in the overall intent representation. A higher value indicates that the token is more critical for expressing the intent [1].

Generation Confidence Score. $R_{\text{con}}(x, t, y)$ measures the LLM’s confidence when generating final output y . For each token y_i , the LLM produces a conditional probability distribution given the preceding context $(x, t, y_{<i})$:

$$R_{\text{con}}(x, t, y) = [P(y_i | x, t, y_{<i})]_{i=1}^N \in \mathbb{R}^{N \times 1}, \quad (7)$$

where i -th dimension of $R_{\text{con}}(x, t, y)$ corresponds to the LLM’s predicted probability for token y_i . A higher probability indicates greater confidence, suggesting that the clarification trajectory t provided sufficient information to generate y_i reliably.

By integrating R_{imp} and R_{con} , the token-level reward function highlights tokens that are both semantically important and confidently generated. This design ensures that the reward accurately reflects whether the clarification trajectory resolves key intent elements with logical consistency.

4.4.2 Forward Sampling. To compute Equation 4, we require samples from $P(t_j^f, y | x, t_j^h)$ —the distribution of forward conversation conditioned on the conversation history. A simple approach is to apply Monte Carlo Sampling, where the conversation is expanded

turn-by-turn until completion. Unlike standard Monte Carlo Sampling, we do not rely on an external reward model; instead, we use IR to estimate the intent-aware reward score at each turn. This approach reduces computational overhead while providing a more accurate measure of intent awareness in the final output y .

While real-world conversations can be collected from human participants, sampling multiple forward conversations during training is costly and inefficient. To enable scalable training, we introduce a user simulator U that prompts the LLM to emulate user behavior. The model is instructed to mimic the user’s prior language style and inject typical user behaviors [19], enabling efficient and realistic forward sampling.

4.5 Self-Evolved Intent Tuning

Leveraging the token-level reward function and forward sampling strategy, we can compute the IR of any clarification trajectory without relying on a separate reward model. This motivates us to perform intent tuning for LLMs in a self-evolved manner. The self-evolved intent tuning process unfolds over multiple rounds, during which data evolution and model evolution mutually reinforce each other. In the first round, a powerful closed-source model (GPT-4o) serves as the policy model to generate large-scale intent clarification dialogue records, and select high-quality data based on the IR to fine-tune a smaller open-source LLM (LLaMA-3.1-8B-Instruct). In the subsequent rounds, the fine-tuned LLM serves as the new strategy policy model to generate progressively higher-quality training data for the next iteration. We collect 47k user instructions as data sources, with detailed statistics provided in Table 4. Specifically, self-evolved intent tuning process consists of the following stages.

Clarification Trajectory Collection. We employ Monte Carlo Sampling to generate intent clarification trajectories. Each trajectory is evaluated using its IR score and filtered for use in Supervised Fine-Tuning (SFT) and Direct Preference Optimization (DPO). For SFT, top-ranked trajectories are retained to form the clarification dialogue training data. For DPO, pairs of “selected” and “rejected” clarifications are constructed by ranking clarification trajectories according to their IR scores.

Self-Evolved Intent Tuning. We select LLaMA-3.1-8B-Instruct³ and Mistral-7B-Instruct-v0.3⁴ as the backbone models for Prism. The number of self-evolved rounds is determined based on empirical experience and prior research findings [11, 33]. Three rounds of self-evolved intent tuning are performed, each generating higher-quality data than the previous one. In each iteration, we use Monte Carlo Sampling to generate intent clarification trajectories, fine-tune on high-IR samples, and deploy the resulting model as the new policy for subsequent rounds. By continuously optimizing for higher IR values, the model learns to generate responses that enhance the effectiveness and coherence of clarification interactions. This self-evolved process allows Prism to generate scalable, high-quality data for complex intent understanding without human annotation, thereby supporting robust generalization across diverse tasks.

³ <https://huggingface.co/meta-llama/Llama-3.1-8B-Instruct>

⁴ <https://huggingface.co/mistralai/Mistral-7B-Instruct-v0.3>

Table 1: The results of clarification interaction evaluation across various metrics on the TIN test set (see Table 7 and 8 for the results of IN3 and ABP). The comparisons include the Interact series, ITIU, COLLABLLM, and Prism (with SFT and DPO variants), each utilizing two baseline model configurations. Arrows represent the higher (↑) or the lower (↓) the better. The best results are highlighted in bold.

Test Data	Baseline Metrics	Mistral-7B-Instruct-v0.3					LLaMA-3.1-8B-Instruct				
		Mistral-Interact	ITIU	COLLAB-LLM	Prism-SFT	Prism-DPO	LLaMA-Interact	ITIU	COLLAB-LLM	Prism-SFT	Prism-DPO
TIN-Simple	↑ Intents Cover Rate (%)	63.15	59.45	67.19	66.97	70.81	68.27	62.26	68.61	68.24	71.98
	↓ Average Interaction Turns	4.21	1.25	4.66	1.39	1.53	4.53	1.23	4.97	1.44	1.57
	Average Questions Per Turn	1.13	2.57	1.78	2.29	2.17	1.18	3.01	1.61	2.11	2.08
	↑ Options Presenting Rate (%)	83.19	60.94	55.27	74.57	71.06	87.45	78.37	61.09	80.67	76.44
	↑ Options Reasonable Rate (%)	96.81	96.48	88.07	96.57	94.32	97.04	98.04	90.05	97.82	95.66
	Average Options Per Question	2.64	4.08	1.27	4.13	3.91	2.67	4.16	1.31	4.08	4.01
TIN-Complex	↑ Intents Cover Rate (%)	44.17	46.78	45.61	55.93	58.28	46.24	49.18	57.08	57.53	60.09
	↓ Logical Conflict Rate (%)	39.50	53.00	34.50	12.50	12.50	39.00	51.50	30.00	13.00	11.50
	↓ Average Interaction Turns	5.64	1.89	6.36	1.58	1.61	5.87	1.78	6.14	1.66	1.64
	Average Questions Per Turn	1.35	2.86	1.91	3.05	3.24	1.24	3.38	1.51	3.69	3.73
	↑ Options Presenting Rate (%)	74.21	54.18	42.90	70.90	71.28	70.96	70.51	48.71	71.53	69.78
	↑ Options Reasonable Rate (%)	70.15	65.07	72.94	89.17	87.43	73.95	69.77	70.69	90.44	92.19
	Average Options Per Question	2.37	3.21	1.16	3.81	3.42	2.24	3.43	1.10	3.97	3.85

5 Experiments

The capability of an LLM to understanding user intent can be evaluated from three complementary perspectives: clarification interaction, intent execution, and cognitive load. Clarification interaction assesses how effectively the model understands and refines user intent during the clarification process. Intent execution reflects the model’s ability to accurately and efficiently complete the intended task. Cognitive load quantifies the user’s mental effort throughout the interaction. Accordingly, our experiments are organized around these three dimensions.

5.1 Evaluation on Clarification Interaction

Clarification interaction does not involve task execution; instead, it focuses on assessing the model’s ability to clarify user intents during the interaction process.

5.1.1 Test Datasets and Settings. To ensure a comprehensive evaluation, we select test instances from three intent understanding datasets. Each dataset contains annotations for user instructions, missing intent details, clarification processes, and final outputs.

- **TIN** [14] consists of 200 test instances, each human-annotated with the assistance of GPT-4.
- **IN3** [20] comprises 108 test instances, this dataset includes a greater number of clarification questions.
- **ABP** [34] contains 319 test instances, spanning diverse domains and covering a wider range of intents.

Following the definition of complex intent (ref. Section 3), we manually categorize test instances into simple and complex intent scenarios with the assistance of an LLM. Comprehensive test data statistics are provided in Appendix C.2. For each instruction, users interact with the model in an open-ended setting, during which the model actively seeks clarification regarding the user’s intent. To ensure diversity in responses, we recruit 20 graduate students to participate in the interactions and provide responses. Participants first list their intents outlines and then express them under the model’s guidance. The entire clarification process is recorded and evaluated using specific metrics.

5.1.2 Baselines and Competitors. We compare Prism against three previous SOTA interactive intent understanding methods: Mistral-Interact [21], ITIU [14], and COLLABLLM [31]. To ensure a fair comparison and control for differences in backbone models, we standardize all methods by adopting the same baseline models (i.e., Mistral-7b-Instruct-v0.3 and LLaMA-3.1-8B-Instruct).

5.1.3 Implementation Details. Prism performs self-evolved intent tuning based on baseline models. We train two model variants: Prism-SFT and Prism-DPO, each fine-tuned on a pre-generated multi-turn clarification dataset guided by the intent-aware reward (ref. Section 4.4). The entire training process is conducted on eight 80GB A100 GPUs and completed in 14.5 hours, with the final checkpoint used for subsequent evaluation.

5.1.4 Metrics. We utilize the metrics developed by Qian et al. [20] to transform subjective user intents from user-model clarification interactions into objective numerical values, simplifying data analysis and comparison. These include Intents Cover Rate, Average Interaction Turns, Average Questions Per Turn, Options Presenting Rate, Options Reasonable Rate, and Average Options Per Question. Additionally, we introduce a Logical Conflict Rate metric to measure logical conflicts between clarification questions. The specific metric calculations are detailed in Appendix C.3.

5.1.5 Results. Based on the clarification interaction evaluation results on TIN presented in Table 1 (see Appendix C.4 for the corresponding evaluations on IN3 and ABP), our analysis of Prism is summarized as follows.

More Logical Clarification. Prism exhibits significant improvements in clarification logic, outperforming all competing methods. This superiority is demonstrated by two key metrics: (1) Lower Logical Conflict Rate. Prism achieves the lowest logical conflict rate of 11.50%, highlighting its superior ability to maintain logical consistency throughout the clarification process. The reduction in logical conflicts results in more accurate and contextually coherent clarifications, thereby ensuring smoother and more intuitive user interactions. (2) Higher Option Presentation Rate. Prism attains

Table 2: The results of intent execution evaluation across various metrics in two baseline model configurations. *Rel. Improv.* indicates the relative improvements of Prism-DPO over Baseline. The arrows and corresponding values show the magnitude of increase or decrease compared to Baseline. The best results are highlighted in bold.

Test Data Method	Simple Intent Scenario					Complex Intent Scenario				
	↑BLEU	↑Faithful	↓US	↓GS	↓TI	↑BLEU	↑Faithful	↓US	↓GS	↓TI
Baseline (Mistral)	29.8	44.6	2.67	0.57	4.34	27.4	39.7	3.44	0.46	5.48
Mistral-Interact	35.4 ^{↑5.6}	41.4 ^{↓3.2}	3.11 ^{↓0.44}	0.63 ^{↓0.05}	3.17 ^{↓1.17}	29.1 ^{↑1.7}	38.2 ^{↓1.5}	3.98 ^{↓0.54}	0.69 ^{↓0.23}	5.04 ^{↓0.46}
ITIUI	37.2 ^{↑7.4}	50.9 ^{↑6.3}	2.51 ^{↓0.16}	0.71 ^{↓0.14}	3.26 ^{↑1.08}	30.8 ^{↑3.4}	43.1 ^{↑3.4}	3.28 ^{↑0.16}	0.51 ^{↓0.05}	4.97 ^{↓0.51}
COLLABLLM	36.7 ^{↑6.9}	45.8 ^{↑1.2}	2.43 ^{↓0.24}	0.46 ^{↓0.11}	3.61 ^{↑0.73}	31.2 ^{↑3.8}	42.9 ^{↑3.2}	3.59 ^{↓0.15}	0.53 ^{↓0.07}	5.21 ^{↑0.27}
Prism-SFT	38.6 ^{↑8.8}	53.4 ^{↑8.8}	2.08 ^{↓0.59}	0.41 ^{↓0.16}	3.04 ^{↑1.30}	36.8 ^{↑9.4}	46.6 ^{↑6.9}	2.58 ^{↓0.86}	0.40 ^{↓0.06}	4.37 ^{↓1.11}
Prism-DPO	40.2 ^{↑10.4}	53.7 ^{↑9.1}	2.27 ^{↓0.40}	0.38 ^{↓0.19}	3.11 ^{↑1.23}	35.9 ^{↑8.5}	48.1 ^{↑8.4}	2.36 ^{↑1.08}	0.37 ^{↓0.09}	4.26 ^{↓1.22}
Rel. Improv.	34.90%	20.40%	14.98%	33.33%	28.34%	31.02%	21.16%	31.40%	19.57%	22.26%
Baseline (LLaMA)	32.2	45.4	2.60	0.53	4.27	28.5	40.0	3.38	0.49	5.45
Mistral-Interact	36.1 ^{↑3.9}	43.6 ^{↓1.8}	2.88 ^{↓0.28}	0.61 ^{↓0.08}	3.22 ^{↑1.05}	29.7 ^{↑1.2}	39.6 ^{↓0.4}	3.95 ^{↓0.57}	0.65 ^{↓0.16}	5.14 ^{↓0.31}
ITIUI	38.0 ^{↑5.8}	49.7 ^{↑4.3}	2.47 ^{↓0.13}	0.70 ^{↓0.17}	3.23 ^{↑1.04}	30.5 ^{↑2.0}	42.8 ^{↑2.8}	3.25 ^{↑0.13}	0.51 ^{↓0.02}	5.00 ^{↓0.45}
COLLABLLM	35.9 ^{↑3.7}	45.0 ^{↓0.4}	2.40 ^{↓0.20}	0.48 ^{↓0.05}	3.67 ^{↑0.60}	30.8 ^{↑2.3}	39.9 ^{↓0.1}	3.50 ^{↓0.12}	0.51 ^{↓0.02}	5.19 ^{↓0.26}
Prism-SFT	38.7 ^{↑6.5}	52.0 ^{↑6.6}	2.18 ^{↓0.42}	0.38 ^{↓0.15}	3.10 ^{↑1.17}	36.3 ^{↑7.8}	45.9 ^{↑5.9}	2.55 ^{↑0.83}	0.38 ^{↓0.11}	4.34 ^{↓1.11}
Prism-DPO	39.6 ^{↑7.4}	53.1 ^{↑7.7}	2.33 ^{↓0.34}	0.35 ^{↓0.18}	3.12 ^{↑1.15}	35.7 ^{↑7.3}	47.6 ^{↑7.6}	2.28 ^{↑1.10}	0.36 ^{↓0.13}	4.22 ^{↓1.23}
Rel. Improv.	22.98%	16.96%	13.08%	33.96%	26.93%	25.61%	19.00%	32.54%	26.53%	22.57%

the highest reasonable option ratio of 92.19%, indicating stronger contextual relevance and higher-quality clarifications. Importantly, these gains in logical consistency do not compromise interaction efficiency—Prism maintains a competitive average of 1.58 interaction turns. Overall, the model achieves a balanced trade-off between logical depth and interaction efficiency, both of which are essential for enhancing user satisfaction and task completion.

Superiority in Complex Intent Scenarios. Prism demonstrates clear advantages in complex intent scenarios. Specifically, using Mistral as the baseline, when transitioning from simple to complex intents, the Intent Cover Rate of Mistral-Interact and COLLABLLM decreases by 30.1% and 32.1%, respectively, while Prism-DPO shows only a 17.7% decrease. Similarly, for the Option Presentation Rate and Average Options Per Question, ITIU experiences declines of 11.1% and 21.3%, respectively, whereas Prism-DPO even records a 3.1% increase in Option Presentation Rate and only a 12.5% reduction in Average Options Per Question. These results indicate that Prism handles complex intent scenarios more effectively than its competitors, benefiting from its tailored complex intent decomposition and logical clarification strategies.

Extensive Generalization. As shown in Table 7 and 8, the results on IN3 and ABP are consistent with results on TIN, with Prism consistently outperforming all competing methods. This consistency demonstrates the excellent generalization ability of Prism across datasets. Furthermore, regardless of whether Mistral or LLaMA is used as the baseline, Prism maintains superior performance, showcasing its scalability across diverse backbone models. These results highlight Prism’s robust generalization capabilities, confirming its effectiveness in real-world applications involving diverse tasks and complex user intents.

5.2 Evaluation on Intent Execution

To evaluate the effectiveness of user intent understanding from the perspective of intent execution, we integrate Prism as upstream clarification interaction module within the XAgent framework [28], an autonomous agent system for complex task solving. We conduct a proof-of-concept experiment by performance comparison.

5.2.1 Test Datasets and Settings. We randomly sample 100 tasks from TIN, IN3, and ABP that fall within the operational capabilities

of XAgent. For each task, participants first engage in clarification interactions with the target model, after which the interaction records are sent to XAgent. XAgent then executes the user’s intent based on these clarified records to generate the final output. During execution, XAgent divides the user’s task into sub-tasks, which are completed through a series of tool invocations. We evaluate the intent execution process by measuring Unnecessary Sub-tasks (US), General Sub-tasks (GS), and Tool Invocation times (TI). The quality of the final output is further assessed using the BLEU score and intent execution Faithfulness (Faithful). Details of the metric computations are provided in Appendix D.1. For comparison, we include two baselines: Mistral-7B-Instruct-v0.3 and LLaMA-3.1-8B-Instruct. In baseline settings, XAgent directly executes the users’ initial instructions without any prior clarification interactions.

5.2.2 Results. Table 2 presents the results of the intent execution evaluation. Our findings regarding Prism are summarized as follows: (1) Consistent performance across various intent scenarios. Under the Mistral baseline, when transitioning from simple to complex intent scenarios, the average relative improvement (*Rel. Improv.*) of Prism-DPO across all metrics decreased slightly from 26.39% to 25.08%, a marginal reduction of 1.31%. In contrast, Mistral-Interact, ITIU, and COLLABLLM exhibited decreases of 13.64%, 4.24%, and 6.91%, respectively. This stability highlights Prism’s strong robustness in handling complex user requirements. (2) Enhanced logical planning ability. Prism-DPO achieves the fewest unnecessary and general sub-tasks, with averages of 2.27 and 0.38, outperforming all competitors. This result indicates that effective upstream logical clarification substantially facilitates downstream agent planning. (3) Improved tool execution efficiency. By reducing unnecessary and general sub-tasks, Prism enhances the agent’s efficiency in tool utilization, achieving an average of 3.04 tool invocations. Overall, these results demonstrate that explicitly modeling user-specific intent and eliminating redundant actions enable Prism to significantly improve agent performance in real-world applications.

5.3 Evaluation on Cognitive Load

Cognitive load can be assessed via three types of measures: behavioral (user actions), subjective (users’ self-reported ratings), and

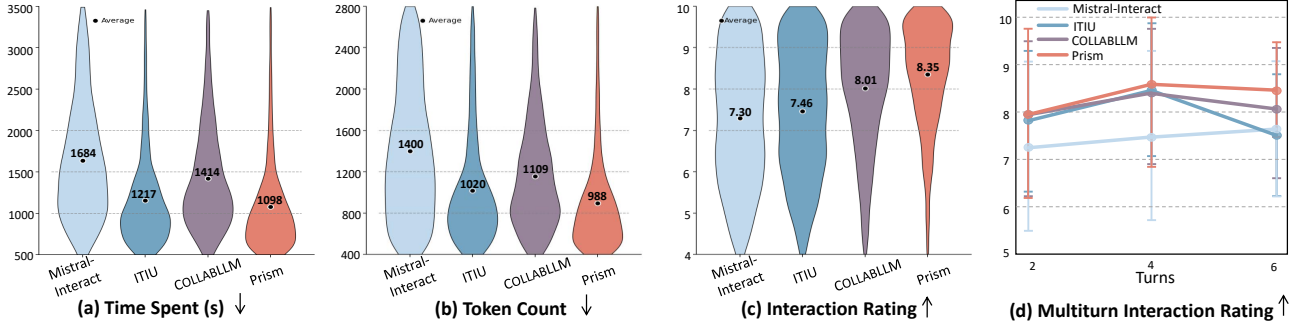


Figure 3: Our cognitive-load study includes 20 participants interacting with four anonymized models (Mistral-Interact, ITIU, COLLABLLM, Prism). Each participant is randomly assigned tasks from TIN, IN3, or ABP. We measure (a) user spent time, (b) conversation token count. Participants rate (c) overall interaction experience, with (d) additional assessments every two turns.

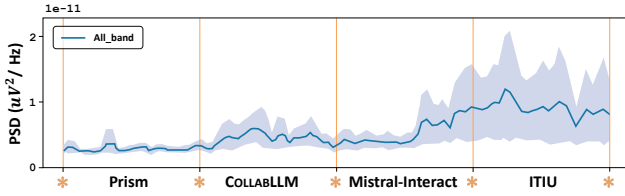


Figure 4: Trend of absolute power spectral density (PSD) across the all band in the cognitive-load experiment. Each point on the blue solid line represents the mean PSD value of valid frequency points within the total frequency band at a given moment, and the shaded area indicates the standard deviation. Higher mean and variance of PSD indicate more active brain activity and higher cognitive load.

physiological (biometric data). To evaluate the model’s effectiveness from a user-centric perspective, we conduct a user cognitive load study centered around 20 participants.

5.3.1 Settings. Each participant is assigned four random task drawn from the complex intent scenario in TIN, IN3, or ABP. Participants then sequentially interact with Prism, COLLABLLM, Mistral-Interact, and ITIU, without being informed of the model order in advance. Every two turns, they provide an interaction rating based on their ongoing experience. After completing the conversation, participants rate both the quality of model’s final output and the overall interaction (subjective measures). All ratings are in a scale from 1 to 10. We also record the total interaction duration and total token count to assess behavioral efficiency (behavioral measures). Additionally, we use a multi-modal physiological signal acquisition system to record participants’ Electroencephalogram (EEG) data, and measure their cognitive load through power spectral density (PSD) analysis (physiological measures). Detailed experimental settings are provided in Appendix E.

5.3.2 Results. Figures 3 and 4 present the results of the cognitive load evaluation, with the analysis of Prism as follows: (1) More efficient user behavior. As shown in Figure 3(a), Prism reduces task completion time by 34.8% compared to Mistral-Interact and by 22.3% compared to COLLABLLM. In Figure 3(b), Prism also lowers the total conversation token count to below 1,000, indicating that less information needed to be received and output by the user. This suggests that logical clarification plays a significant role in

improving interaction efficiency. (2) Higher quality user experience. In Figure 3(c), Prism consistently outperforms all competitors in user ratings, achieving an average interaction score of 8.35. Specifically, 88.6% of participants rate Prism as “good” (score 8-9), and 58.1% as “very good” (score 8-9), compared to 76.4% and 34.2% for Mistral-Interact, respectively. In Figure 3(d), ITIU and COLLABLLM exhibit declining rating trends from turns 4–6, indicating reduced user satisfaction in longer interactions. In contrast, Prism’s ratings increase over time, demonstrating that its logically coherent interaction design effectively enhances the overall conversational experience. (3) Lower user cognitive load. As shown in Figure 4, the PSD gradually increases as participants interact sequentially with Prism, COLLABLLM, Mistral-Interact, and ITIU. Prism maintains the lowest PSD value, suggesting that users exert the least cognitive effort when interacting with our framework—consistent with its user-centered design objective.

6 Conclusions

Understanding complex user intents is crucial for developing truly collaborative LLMs. While prior methods have improved efficiency and interactivity in simple intent scenarios, they struggle when clarification questions are logically dependent, forcing users to manage these relationships themselves and thereby increasing cognitive load. The central insight of Prism is that effective intent understanding requires explicitly modeling these dependencies among clarification questions to minimize the user’s mental effort. Grounded in Cognitive Load Theory, Prism decomposes ambiguous intents into smaller, well-structured elements and sequences clarification in a logically coherent manner, yielding smooth, low-friction interactions. Extensive experiments and real-world evaluations demonstrate that Prism achieves state-of-the-art logical clarification performance, enhancing user satisfaction and reducing task completion time. Prism advances LLMs toward being thoughtful, proactive collaborators that understand and guide users through complex, evolving goals.

Acknowledgments

This work was partially supported by National Natural Science Foundation of China (Nos. U25B2047, 62272469, 72301284), and The Science and Technology Innovation Program of Hunan Province (No. 2023RC1007).

References

- [1] Julius Adebayo, Justin Gilmer, Michael Muelly, Ian J. Goodfellow, Moritz Hardt, and Been Kim. 2018. Sanity Checks for Saliency Maps. In *Advances in Neural Information Processing Systems 31: Annual Conference on Neural Information Processing Systems 2018, NeurIPS 2018, December 3-8, 2018, Montréal, Canada*. Samy Bengio, Hanna M. Wallach, Hugo Larochelle, Kristen Grauman, Nicolò Cesa-Bianchi, and Roman Garnett (Eds.). 9525–9536. <https://proceedings.neurips.cc/paper/2018/hash/294a8ed24b1ad22ec2e7efea049b8737-Abstract.html>
- [2] Saleema Amershi, Daniel S. Weld, Mihaela Vorvoreanu, Adam Fournay, Besmira Nushi, Penny Collisson, Jina Suh, Shamsi T. Iqbal, Paul N. Bennett, Kori Inkpen, Jaime Teevan, Ruth Kikin-Gil, and Eric Horvitz. 2019. Guidelines for Human-AI Interaction. In *CHI*. ACM.
- [3] Avishek Anand, Venkatesh V. Abhijit Anand, and Vinay Setty. 2023. Query Understanding in the Age of Large Language Models. *CoRR* abs/2306.16004 (2023). arXiv:2306.16004 doi:10.48550/ARXIV.2306.16004
- [4] Dan Bohus and Alexander I. Rudnicky. 2003. Ravenclaw: dialog management using hierarchical task decomposition and an expectation agenda. In *8th European Conference on Speech Communication and Technology, EUROSPEECH 2003 - INTERSPEECH 2003, Geneva, Switzerland, September 1-4, 2003*. ISCA, 597–600. doi:10.21437/EUROSPEECH.2003-255
- [5] Azza Bouleimen. 2025. Using Large Language Models for Simulating Social Networks. In *Companion Proceedings of the ACM on Web Conference 2025, WWW 2025, Sydney, NSW, Australia, 28 April 2025 - 2 May 2025*. Guodong Long, Michale Blumstein, Yi Chang, Liane Lewin-Eytan, Zi Heli Huang, and Elad Yom-Tov (Eds.). ACM, 685–688. doi:10.1145/3701716.3715285
- [6] Jiale Cheng, Xiao Liu, Kehan Zheng, Pei Ke, Hongning Wang, Yuxiao Dong, Jie Tang, and Minlie Huang. 2023. Black-Box Prompt Optimization: Aligning Large Language Models without Model Training. *CoRR* abs/2311.04155 (2023). arXiv:2311.04155 doi:10.48550/ARXIV.2311.04155
- [7] Jiale Cheng, Xiao Liu, Kehan Zheng, Pei Ke, Hongning Wang, Yuxiao Dong, Jie Tang, and Minlie Huang. 2024. Black-Box Prompt Optimization: Aligning Large Language Models without Model Training. In *Proceedings of the 62nd Annual Meeting of the Association for Computational Linguistics (Volume 1: Long Papers), ACL 2024, Bangkok, Thailand, August 11-16, 2024*. Lun-Wei Ku, Andre Martins, and Vivek Srikumar (Eds.). Association for Computational Linguistics, 3201–3219. doi:10.18653/V1/2024.ACL-LONG.176
- [8] Philip R Cohen and C Raymond Perrault. 1979. Elements of a plan-based theory of speech acts. *Cognitive science* 3, 3 (1979), 177–212.
- [9] Alice Coucke, Alaa Saade, Adrien Ball, Théodore Bluche, Alexandre Caulier, David Leroy, Clément Doumouro, Thibault Gisselbrecht, Francesco Caltagirone, Thibaut Lavril, et al. 2018. Snips Voice Platform: an embedded Spoken Language Understanding system for private-by-design voice interfaces. *arXiv preprint arXiv:1805.10190* (2018), 12–16.
- [10] Mihail Eric, Rahul Goel, Shachi Paul, Abhishek Sethi, Sanchit Agarwal, Shuyang Gao, Adarsh Kumar, Anuj Kumar Goyal, Peter Ku, and Dilek Hakkani-Tür. 2020. MultiWOZ 2.1: A Consolidated Multi-Domain Dialogue Dataset with State Corrections and State Tracking Baselines. In *Proceedings of The 12th Language Resources and Evaluation Conference, LREC 2020, Marseille, France, May 11-16, 2020*. Nicoletta Calzolari, Frédéric Béchet, Philippe Blache, Khalid Choukri, Christopher Cieri, Thierry Declercq, Sara Goggi, Hitoshi Isahara, Bente Maegaard, Joseph Mariani, Hélène Mazo, Asunción Moreno, Jan Odijk, and Stelios Piperidis (Eds.). European Language Resources Association, 422–428. <https://aclanthology.org/2020.lrec-1.53/>
- [11] Xinyu Guan, Li Lina Zhang, Yifei Liu, Ning Shang, Youran Sun, Yi Zhu, Fan Yang, and Mao Yang. 2025. rStar-Math: Small LLMs Can Master Math Reasoning with Self-Evolved Deep Thinking. *CoRR* abs/2501.04519 (2025). arXiv:2501.04519 doi:10.48550/ARXIV.2501.04519
- [12] Gautier Izacard, Mathilde Caron, Lucas Hosseini, Sebastian Riedel, Piotr Bojanowski, Armand Joulin, and Edouard Grave. 2022. Unsupervised Dense Information Retrieval with Contrastive Learning. *Trans. Mach. Learn. Res.* 2022 (2022). <https://openreview.net/forum?id=jKN1pX7b0>
- [13] Yoonsu Kim, Jueon Lee, Seoyoung Kim, Jaehyuk Park, and Juho Kim. 2024. Understanding Users' Dissatisfaction with ChatGPT Responses: Types, Resolving Tactics, and the Effect of Knowledge Level. In *IUI*. ACM.
- [14] Zenghua Liao, Jinzhi Liao, and Xiang Zhao. 2024. ITIU: Intention Understanding via Interactive Table in Large Language Models. In *Proceedings of the 33rd ACM International Conference on Information and Knowledge Management, CIKM 2024, Boise, ID, USA, October 21-25, 2024*. Edoardo Serra and Francesca Spezzano (Eds.). ACM, 1378–1388. doi:10.1145/3627673.3679688
- [15] Ilya Loshchilov and Frank Hutter. 2019. Decoupled Weight Decay Regularization. In *7th International Conference on Learning Representations, ICLR 2019, New Orleans, LA, USA, May 6-9, 2019*. OpenReview.net. <https://openreview.net/forum?id=Bkg6RiCqY7>
- [16] Grégoire Mesnil, Xiaodong He, Li Deng, and Yoshua Bengio. 2013. Investigation of recurrent-neural-network architectures and learning methods for spoken language understanding. In *14th Annual Conference of the International Speech Communication Association, INTERSPEECH 2013, Lyon, France, August 25-29, 2013*. Frédéric Bimbot, Christophe Cerisara, Cécile Fougeron, Guillaume Gravier, Lori Lamel, François Pellegrino, and Pascal Perrier (Eds.). ISCA, 3771–3775. doi:10.21437/INTERSPEECH.2013-596
- [17] OpenAI. 2023. GPT-4 Technical Report. *CoRR* abs/2303.08774 (2023). arXiv:2303.08774 doi:10.48550/ARXIV.2303.08774
- [18] Long Ouyang, Jeffrey Wu, Xu Jiang, Diogo Almeida, Carroll Wainwright, Pamela Mishkin, Chong Zhang, Sandhini Agarwal, Katarina Slama, Alex Ray, et al. 2022. Training language models to follow instructions with human feedback. *Advances in neural information processing systems* 35 (2022), 27730–27744.
- [19] Jeon Sung Park, Carolyn Q. Zou, Aaron Shaw, Benjamin Mako Hill, Carrie J. Cai, Meredith Ringel Morris, Robb Willer, Percy Liang, and Michael S. Bernstein. 2024. Generative Agent Simulations of 1,000 People. *CoRR* abs/2411.10109 (2024). arXiv:2411.10109 doi:10.48550/ARXIV.2411.10109
- [20] Cheng Qian, Bingxiang He, Zhong Zhuang, Jia Deng, Yujia Qin, Xin Cong, Zhong Zhang, Jie Zhou, Yankai Lin, Zhiyuan Liu, and Maosong Sun. 2024. Tell Me More! Towards Implicit User Intention Understanding of Language Model Driven Agents. *CoRR* abs/2402.09205 (2024). arXiv:2402.09205 doi:10.48550/ARXIV.2402.09205
- [21] Cheng Qian, Bingxiang He, Zhong Zhuang, Jia Deng, Yujia Qin, Xin Cong, Zhong Zhang, Jie Zhou, Yankai Lin, Zhiyuan Liu, and Maosong Sun. 2024. Tell Me More! Towards Implicit User Intention Understanding of Language Model Driven Agents. In *Proceedings of the 62nd Annual Meeting of the Association for Computational Linguistics (Volume 1: Long Papers), ACL 2024, Bangkok, Thailand, August 11-16, 2024*. Lun-Wei Ku, Andre Martins, and Vivek Srikumar (Eds.). Association for Computational Linguistics, 1088–1113. doi:10.18653/V1/2024.ACL-LONG.61
- [22] Abhinav Rastogi, Xiaoxue Zang, Srinivas Sunkara, Raghav Gupta, and Pranav Khaitan. 2020. Towards scalable multi-domain conversational agents: The schema-guided dialogue dataset. In *Proceedings of the AAAI Conference on Artificial Intelligence*, Vol. 34. 8689–8696.
- [23] John Sweller. 1988. Cognitive Load During Problem Solving: Effects on Learning. *Cogn. Sci.* 12, 2 (1988), 257–285. doi:10.1207/S15516709COG1202_4
- [24] John Sweller. 1994. Cognitive load theory, learning difficulty, and instructional design. *Learning and instruction* 4, 4 (1994), 295–312.
- [25] John Sweller, Jeroen JG Van Merriënboer, and Fred GWC Paas. 1998. Cognitive architecture and instructional design. *Educational psychology review* 10, 3 (1998), 251–296.
- [26] Austin Tate. 1977. Generating project networks. In *Proceedings of the 5th international joint conference on Artificial intelligence-Volume 2*. 888–893.
- [27] Robert S Taylor. 1968. Question-negotiation and information seeking in libraries. *College & research libraries* 29, 3 (1968), 178–194.
- [28] XAgent Team. 2023. Xagent: An autonomous agent for complex task solving. *XAgent blog* (2023).
- [29] Jiayin Wang, Weizhi Ma, Peijie Sun, Min Zhang, and Jian-Yun Nie. 2024. Understanding User Experience in Large Language Model Interactions. *CoRR* abs/2401.08329 (2024). arXiv:2401.08329
- [30] Thomas Wolf, Lysandre Debut, Victor Sanh, Julien Chaumond, Clement Delangue, Anthony Moi, Pierric Cistac, Tim Rault, Rémi Louf, Morgan Funtowicz, Joe Davison, Sam Shleifer, Patrick von Platen, Clara Ma, Yacine Jernite, Julien Plu, Canwen Xu, Teven Le Scao, Sylvain Gugger, Mariama Drame, Quentin Lhoest, and Alexander M. Rush. 2020. Transformers: State-of-the-Art Natural Language Processing. In *Proceedings of the 2020 Conference on Empirical Methods in Natural Language Processing: System Demonstrations, EMNLP 2020 - Demos, Online, November 16-20, 2020*. Qun Liu and David Schlangen (Eds.). Association for Computational Linguistics, 38–45. doi:10.18653/V1/2020.EMNLP-DEMOS.6
- [31] Shirley Wu, Michel Galley, Baolin Peng, Hao Cheng, Gavin Li, Yao Dou, Weixin Cai, James Zou, Jure Leskovec, and Jianfeng Gao. 2025. CollabLLM: From Passive Responders to Active Collaborators. In *Forty-second International Conference on Machine Learning, ICML 2025, Vancouver, BC, Canada, July 13-19, 2025*. OpenReview.net. <https://openreview.net/forum?id=DmH4HHVb3y>
- [32] J. D. Zamfirescu-Pereira, Richmond Y. Wong, Bjoern Hartmann, and Qian Yang. 2023. Why Johnny Can't Prompt: How Non-AI Experts Try (and Fail) to Design LLM Prompts. In *CHI*. ACM.
- [33] Dan Zhang, Sining Zhou, Ziniu Hu, Yisong Yue, Yuxiao Dong, and Jie Tang. 2024. ReST-MCTS*: LLM Self-Training via Process Reward Guided Tree Search. In *Advances in Neural Information Processing Systems 38: Annual Conference on Neural Information Processing Systems 2024, NeurIPS 2024, Vancouver, BC, Canada, December 10 - 15, 2024*. Amir Globersons, Lester Mackey, Danielle Belgrave, Angela Fan, Ulrich Paquet, Jakub M. Tomczak, and Cheng Zhang (Eds.). http://papers.nips.cc/paper_files/paper/2024/hash/76ec4dc30e9fa0fe4b6093eaa377218-Abstract-Conference.html
- [34] Xuan Zhang, Yang Deng, Zifeng Ren, See-Kiong Ng, and Tat-Seng Chua. 2024. Ask-before-Plan: Proactive Language Agents for Real-World Planning. In *Findings of the Association for Computational Linguistics: EMNLP 2024, Miami, Florida, USA, November 12-16, 2024*. Yaser Al-Onaizan, Mohit Bansal, and Yun-Nung Chen (Eds.). Association for Computational Linguistics, 10836–10863. doi:10.18653/V1/2024.FINDINGS-EMNLP.636
- [35] Yizhou Zhang, Karishma Sharma, Lun Du, and Yan Liu. 2024. Toward Mitigating Misinformation and Social Media Manipulation in LLM Era. In *Companion Proceedings of the ACM on Web Conference 2024, WWW 2024, Singapore, Singapore*.

May 13–17, 2024, Tat-Seng Chua, Chong-Wah Ngo, Roy Ka-Wei Lee, Ravi Kumar, and Hady W. Lauw (Eds.). ACM, 1302–1305. doi:10.1145/3589335.3641256

- [36] Xingfa Zhou, Lan Yang, Xin Wang, Huayi Zhan, and Rui Sun. 2024. Two stages prompting for few-shot multi-intent detection. *Neurocomputing* 579 (2024), 127424. doi:10.1016/J.NEUCOM.2024.127424

A Interactive Method Comparison

Table 3: Compare Prism with selected methods. (1) Versatile Interaction, evaluating its ability to support diverse intent discovery beyond predefined behaviors; (2) Efficiency Optimization, evaluating whether efficiency optimization is performed; (3) User-Centric, determining whether user engagement or cognitive load, are explicitly considered; and (4) Logical Clarification, measuring whether it model the logical dependencies among clarification questions.

Method	Versatile Interaction	Efficiency Optimization	User-Centric	Logical Clarification
BPO [7]	✗	✗	✗	✗
Mistral-Interact [20]	✓	✗	✗	✗
ITIU [14]	✓	✓	✗	✗
COLLABLLM [31]	✓	✓	✓	✗
Prism	✓	✓	✓	✓

In Table 3, we compare Prism with related methods across four key dimensions. Prism is a general, user-centric, and logical clarification framework.

B Construction Details of CID

B.1 Data Sources

Table 4: Statistics of CID and its data sources. These datasets belong to Intent Understanding, Task-Oriented Dialogues, and Natural Language Understanding areas. For each dataset, we report the number of domains, intents, and elements, the size of the training set, as well as whether the annotations include logical dependencies among elements.

Dataset	Area	#Domain	#Intent	#Element	#Size	Dependency
TIN [14]	IU	27	250	3,812	2,483	✗
IN3 [20]		10	250	3,615	1,261	✗
ABP [34]		10	328	1,800	1,000	✗
SGD [22]	TOD	20	87	913	16,000	✗
ATIS [16]		1	26	127	4,978	✗
MultiWOZ 2.1 [10]		7	217	5,140	8,438	✗
MASSIVE [16]	NLU	18	60	55	-	✗
SNIPS NLU [9]		7	7	72	13,784	✗
CID	IU	27	429	3,714	-	✓

To construct the CID retrieval dataset, we integrate data from multiple public benchmarks across three key research areas—Intent Understanding, Task-Oriented Dialogue, and Natural Language Understanding—as summarized in Table 4.

B.2 Annotation Process

In the multi-source integration stage, we employed an LLM-assisted human annotation pipeline to ensure consistency and accuracy across heterogeneous datasets. The LLM first produced draft annotations by normalizing synonymous intent names and element sets.

Three graduate annotators then refined these drafts, standardized terminology, and corrected potential LLM biases. Each record was independently reviewed by a secondary annotator, and disagreements were resolved through consensus. This hybrid approach combined LLM efficiency with human precision, achieving both scalability and reliability. The full process required approximately 84 working hours.

In the dependency identification stage, the LLM generated preliminary prerequisite relations among elements based on semantic and task logic. Human annotators validated these relations through counterexample reasoning—examining whether an element could be clarified independently of another—and removed cyclic or inconsistent dependencies. A senior reviewer conducted final checks to ensure domain-wide logical coherence. This LLM–human collaborative process yielded interpretable and accurate dependency structures, requiring roughly 144 working hours. An illustrative annotation example is provided in Table 5.

Table 5: Example annotation record from the CID dataset. Each record contains the domain, intent, its elements, and the corresponding prerequisite relations among elements, from which hierarchical layers are induced.

Domain	Intent (z)	Elements (E)	Prerequisites $\mathcal{P}(e_i)$
Travel	Plan a trip	e_1 : Destination	$\mathcal{P}(e_1) = \emptyset$
		e_2 : Travel dates	$\mathcal{P}(e_2) = \emptyset$
		e_3 : Budget	$\mathcal{P}(e_3) = \emptyset$
		e_4 : Transportation mode	$\mathcal{P}(e_4) = \{e_1, e_2, e_3\}$
		e_5 : Activities	$\mathcal{P}(e_5) = \{e_1, e_2, e_3\}$
		e_6 : Accommodation	$\mathcal{P}(e_6) = \{e_1, e_2, e_3\}$
		e_7 : Special requirements	$\mathcal{P}(e_7) = \{e_1, e_2, \dots, e_7\}$
Induced hierarchical layers $L = \{\ell_1, \ell_2, \ell_3, \ell_4\}$ ℓ_1 (Intent): z ℓ_2 (no prerequisites): $\{e_1, e_2, e_3\}$ ℓ_3 (all prereqs in $\ell_{\leq 2}$): $\{e_4, e_5, e_6\}$ ℓ_4 (all prereqs in $\ell_{\leq 3}$): $\{e_7\}$			

C Clarification Interaction Experimental Details

C.1 Training Details

We adopt LLaMA-3.1-8B-Instruct and Mistral-7B-Instruct-v0.3 as the backbone models for Prism and perform full-parameter and DPO fine-tuning for 5 epochs on 8×80GB A100 GPUs using the Hugging Face Transformers library [30]. Training employs the AdamW optimizer [15] with $\beta_1 = 0.9$ and $\beta_2 = 0.999$, a learning rate of 1e-6, 10We set the maximum input length to 4,096 tokens and use a batch size of 4. The full training process completes in 14.5 hours, after which the final checkpoint is used for evaluation.

C.2 Test Data Statistics

Table 6 presents detailed statistics for the training and test splits of the TIN, IN3, and ABP datasets. All test data are strictly excluded from every processing stage and used solely for evaluation.

C.3 Metric Details

The metrics used for clarification interaction evaluation are as follows:

Table 6: Detailed statistics for the training and test splits of the TIN, IN3 and ABP datasets.

Dataset	TIN		IN3		ABP	
Split	Training	Test	Training	Test	Training	Test
Instruction	2,483	200	1,261	108	333	319
- Complex	2,143	146	1,012	95	207	195
- Simple	340	54	249	13	126	124
# Queries	27,234	2,258	3,615	350	1,204	1,183
- Avg.	12.71	15.47	3.57	3.68	3.62	3.71
# Options	104,522	8,499	11,523	1,042	9,427	1,166
- Avg.	3.84	3.76	3.19	2.98	2.61	3.66

- **Intents Cover Rate:** It measures the percentage of underlying fact clarification questions that are covered by clarification questions generated by the model during the interaction.
- **Logical Conflict Rate:** Indicates the proportion of clarification questions that violate prerequisite dependencies among intent elements, where lower values reflect more logically consistent and coherent clarifications.
- **Average Interaction Turns:** It calculates the average number of interaction turns per instruction.
- **Average Questions Per Turn:** This metric determines the average number of clarification questions per turn of interaction.
- **Options Presenting Rate:** This metric evaluates the percentage of the clarification questions accompanied by potential referential options.
- **Options Reasonable Rate:** It records the percentage of referential options provided by the model that are considered reasonable.
- **Average Options Per Query:** This represents the average number of referential options the model provides per query.

For all metrics, we apply direct statistical calculations or utilize GPT-4 to assist in the measurements. Additionally, we present only the macro-average results for all test metrics, as the micro-average results generally display similar trends across models.

C.4 Results of IN3 and ABP

As shown in Table 7 and 8, the clarification interaction evaluation results on the IN3 and ABP datasets are consistent with those on TIN. Prism demonstrates the strongest logical interaction capability, adaptability to complex intent scenarios, and generalization ability.

D Intent Execution Experimental Details

D.1 Metric Details

The metrics used for intent execution evaluation are as follows:

- **BLEU:** An n -gram-precision metric with a brevity penalty that measures overlap between the model output and the reference; higher is better.
- **Intent Execution Faithfulness (Faithful):** The proportion of final outputs judged to fully satisfy the clarified intent elements without omissions, distortions, or hallucinations. We utilize GPT-4 to assist in the measurements.
- **Unnecessary Sub-tasks (US):** The percent of sub-tasks that are regarded as unnecessary by the user under the detailed task goal with clear user intents.
- **General Sub-tasks (GS):** The percent of sub-tasks that are too general, instead of focusing on the user’s specific intents.

- **Tool Invocations Per Sub-task (TI):** The average number of tool invocations for one sub-task, which reflects the efficiency of agent execution.

D.2 Performance Comparison of Mistral-Interact and ITIU

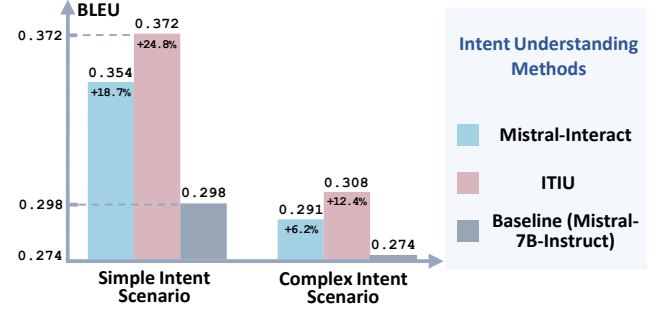


Figure 5: Performance comparison of Mistral-Interact and ITIU across simple and complex intent scenarios. From the simple intent scenario to the complex intent scenario, the increments of Mistral-Interact and ITIU decreased from 18.8% and 24.8% to 6.2% and 12.4% (ref. Section 5.2).

Figure 5 compares the performance of Mistral-Interact and ITIU under simple and complex intent scenarios. In the simple scenario, both methods achieve substantial BLEU improvements over the baseline—Mistral-Interact by 18.8% and ITIU by 24.8%. However, in the complex intent scenario, their gains drop sharply to 6.2% and 12.4%, respectively, revealing their limited ability to model logical dependencies among clarification questions.

E Cognitive Load Experimental Details

E.1 EEG Data Preprocessing

EEG signals are highly stochastic physiological signals with weak amplitudes; thus, preprocessing is essential to remove artifacts and interference before analysis. The steps are as follows: (1) Data loading and electrode mapping: Import raw EEG data into EEGLAB and load the electrode location file (e.g., the international 10–20 system) to generate 2D or 3D topographic maps for visualization and comparison. (2) Filtering: Apply a 0.1 Hz high-pass and 40 Hz low-pass (or 0.1–40 Hz band-pass) filter, along with a 48–52 Hz notch filter to eliminate 50 Hz power line noise. (3) Artifact removal via ICA: Perform Independent Component Analysis (ICA) to separate signal sources, identify and remove artifacts (e.g., ocular, cardiac, and muscle activity), and reconstruct the cleaned EEG signals. (4) Re-referencing: Compute the average signal across all channels as a reference and subtract it from each electrode’s potential to reduce recording bias. (5) Segmentation: Divide the continuous EEG data into segments using a 10 s sliding window with a 1 s step size for subsequent analysis.

E.2 Frequency Domain Transformation

We convert the time-domain EEG signals into frequency-domain signals for subsequent analysis using the Fast Fourier Transform (FFT) algorithm.

Table 7: The results of clarification interaction evaluation across various metrics on the IN3 test set. The comparisons include the Interact series, ITIU, COLLABLLM, and Prism (with SFT and DPO variants), each utilizing two baseline model configurations. Arrows represent the higher (\uparrow) or the lower (\downarrow) the better. The best results are highlighted in bold.

Test Data	Baseline	Mistral-7B-Instruct-v0.3					LLaMA-3.1-8B-Instruct				
	Metrics	Mistral-Interact	ITIU	COLLAB-LLM	Prism-SFT	Prism-DPO	LLaMA-Interact	ITIU	COLLAB-LLM	Prism-SFT	Prism-DPO
IN3-Simple	↑Intents Cover Rate (%)	66.84	61.92	69.78	71.05	73.62	70.55	65.43	70.27	71.83	74.85
	↓Average Interaction Turns	3.86	1.18	4.29	1.27	1.34	4.21	1.14	4.61	1.31	1.39
	Average Questions Per Turn	1.10	2.42	1.73	2.36	2.28	1.13	2.88	1.68	2.25	2.21
	↑Options Presenting Rate (%)	85.43	64.31	57.64	78.42	75.50	89.32	81.04	63.10	83.61	79.12
	↑Options Reasonable Rate (%)	97.28	96.84	89.13	97.11	95.38	97.45	98.37	90.54	98.01	96.12
	Average Options Per Question	2.59	4.02	1.33	4.08	3.88	2.63	4.11	1.30	4.05	3.96
IN3-Complex	↑Intents Cover Rate (%)	47.81	48.93	46.35	58.74	61.02	48.72	51.34	59.80	60.18	62.43
	↓Logical Conflict Rate (%)	35.20	48.10	31.60	11.30	12.00	36.40	47.50	28.10	12.50	10.80
	↓Average Interaction Turns	5.27	1.82	5.98	1.47	1.50	5.56	1.71	5.85	1.52	1.48
	Average Questions Per Turn	1.28	2.72	1.83	2.96	3.10	1.22	3.22	1.54	3.41	3.45
	↑Options Presenting Rate (%)	76.63	56.09	44.83	72.41	73.19	72.95	72.02	50.41	73.84	71.55
	↑Options Reasonable Rate (%)	73.81	67.42	74.56	90.62	91.08	75.12	71.03	72.81	91.73	93.05
	Average Options Per Question	2.34	3.15	1.19	3.72	3.45	2.28	3.36	1.13	3.84	3.78

Table 8: The results of clarification interaction evaluation across various metrics on the ABP test set. The comparisons include the Interact series, ITIU, COLLABLLM, and Prism (with SFT and DPO variants), each utilizing two baseline model configurations. Arrows represent the higher (\uparrow) or the lower (\downarrow) the better. The best results are highlighted in bold.

Test Data	Baseline	Mistral-7B-Instruct-v0.3					LLaMA-3.1-8B-Instruct				
	Metrics	Mistral-Interact	ITIU	COLLAB-LLM	Prism-SFT	Prism-DPO	LLaMA-Interact	ITIU	COLLAB-LLM	Prism-SFT	Prism-DPO
ABP-Simple	↑Intents Cover Rate (%)	58.72	54.08	61.43	62.89	66.37	63.44	58.05	63.17	65.02	67.15
	↓Average Interaction Turns	4.58	1.43	4.95	1.67	1.71	4.86	1.39	5.12	1.64	1.69
	Average Questions Per Turn	1.18	2.68	1.83	2.46	2.31	1.21	3.01	1.77	2.41	2.32
	↑Options Presenting Rate (%)	79.14	58.23	52.84	70.67	69.11	83.09	74.53	59.06	77.54	74.01
	↑Options Reasonable Rate (%)	95.08	94.35	87.92	95.42	93.68	96.12	97.28	89.34	96.81	94.83
	Average Options Per Question	2.68	4.15	1.26	4.09	3.82	2.71	4.22	1.25	4.11	3.94
ABP-Complex	↑Intents Cover Rate (%)	40.56	43.22	42.38	51.43	54.19	42.91	45.08	53.01	54.77	56.12
	↓Logical Conflict Rate (%)	44.60	56.40	38.70	18.30	16.90	43.80	55.60	36.10	17.10	15.70
	↓Average Interaction Turns	5.92	2.05	6.37	1.74	1.79	6.15	1.96	6.05	1.77	1.72
	Average Questions Per Turn	1.39	2.97	1.92	3.19	3.22	1.31	3.44	1.58	3.47	3.49
	↑Options Presenting Rate (%)	70.14	50.27	40.93	67.12	68.02	68.34	68.15	46.27	69.25	67.93
	↑Options Reasonable Rate (%)	68.04	63.21	70.15	86.03	87.44	71.27	68.09	69.38	88.61	90.34
	Average Options Per Question	2.41	3.26	1.12	3.64	3.38	2.36	3.47	1.10	3.78	3.71

Assuming the EEG signal sampling rate is F_s , and the number of samples in an EEG segment is N , with zeros padded at the end of the data to extend it to the nearest power of 2, the frequency domain is discretized as $f = kF_s/N$, $k = 0, 1, \dots, N-1$. The frequency-domain representation of the signal after transformation is given by:

$$F[k] = \sum_{n=0}^{N-1} x[n]e^{-j2\pi kn/N}. \quad (8)$$

Based on the Fourier Transform, we can calculate the Power Spectral Density (PSD) of the signal, which describes how the signal's power varies with frequency. The unit of PSD is V^2/Hz or dB , i.e., $10\log_{10}(V^2/\text{Hz})$. We calculate the EEG signal's PSD using the periodogram method:

$$P(f) = \frac{1}{NF_s} \left| \sum_{n=0}^{N-1} x[n]w[n]e^{-j2\pi fn/F_s} \right|^2, \quad (9)$$

where $w[n]$ is a window function, $w[n] = 0.5(1 - \cos(\frac{2\pi n}{N-1}))$, used to assign different weights to the signal samples.

The PSD in various EEG frequency bands $\delta(1-3\text{Hz})$, $\theta(3-8\text{Hz})$, $\alpha(8-13\text{Hz})$, and $\beta(13-30\text{Hz})$ can be calculated as:

$$P(\text{band}) = \frac{1}{N_{\text{band}}} \sum_{f=\text{band}_{\min}}^{\text{band}_{\max}} P(f), \text{band} = \delta, \theta, \alpha, \beta, \quad (10)$$

where N_{band} is the number of frequency values within the transformed frequency band, and band_{\min} and band_{\max} define the range of the band in the frequency domain.

We computed the PSD of EEG data from all trials across different frequency bands and averaged it across channels to examine overall trends in spectral power during the cognitive load experiment. The results show that EEG energy in the high cognitive load state is significantly greater than in the low load state, with higher mean and variance of PSD values and more pronounced fluctuations in spectral power.