

Distribution Estimation with Side Information

Haricharan Balasundaram, Andrew Thangaraj

Department of Electrical Engineering, IIT Madras
Chennai, India

Email: haricharanb@smail.iitm.ac.in, andrew@ee.iitm.ac.in

Abstract—We consider the classical problem of discrete distribution estimation using i.i.d. samples in a novel scenario where additional side information is available on the distribution. In large alphabet datasets such as text corpora, such side information arises naturally through word semantics/similarities that can be inferred by closeness of vector word embeddings, for instance. We consider two specific models for side information—a local model where the unknown distribution is in the neighborhood of a known distribution, and a partial ordering model where the alphabet is partitioned into known higher and lower probability sets. In both models, we theoretically characterize the improvement in a suitable squared-error risk because of the available side information. Simulations over natural language and synthetic data illustrate these gains.

Index Terms—Discrete distributions, Distribution estimation, Minimax bounds.

I. INTRODUCTION

Let $X^n = (X_1, X_2, \dots, X_n)$ be n i.i.d. samples drawn from a probability distribution $\pi = (\pi_1, \pi_2, \dots, \pi_d)$. The problem of distribution estimation is to find an estimate $\hat{\pi}(X^n)$ such that $\hat{\pi}$ is ‘close’ to π . In applications such as language modeling, the large alphabet scenario with $d \gg n$ makes distribution estimation inaccurate for sparsely observed or infrequent words. However, the i.i.d. sample model ignores the semantics of words that contain considerable ‘side’ information. The main goal of this article is to develop models and study distribution estimation under an i.i.d. samples plus side information setting resulting in improved accuracy.

Distribution estimation under the i.i.d. samples model has been studied extensively in the minimax setting with the loss function being KL-divergence [1]–[3], the χ^2 -distance [4], and the ℓ_1 -distance [4]. For simplicity, we focus on the squared ℓ_2 -distance studied in [4], in which it is shown that the empirical frequency distribution estimate achieves an expected worst case loss of $O(\frac{1}{n})$ (the related add- \sqrt{n}/d estimator is minimax optimal with same loss order).

In this article, we consider two models for distribution estimation with side information, study their risk/error performance theoretically and illustrate their utility in text corpora and synthetic data simulation settings. To the best of our knowledge, discrete distribution estimation appears to have not been studied in such side information models in earlier work. Some related prior work in statistical modeling of additional structure in language data include [5], [6].

In the first model, we suppose that we are given a ‘guess’ for the distribution. For instance, in the estimation of the bigram language model distribution $p(\cdot | \text{‘Big’})$, a guess could

be $p(\cdot | \text{‘Large’})$. More formally, we assume that the true distribution is inside an ℓ_2 -ball around some known $\pi^{(0)}$. We study an estimator that interpolates between the empirical distribution estimator and the ‘guess’ $\pi^{(0)}$ and derive upper bounds for the minimax risk. We derive minimax risk lower bounds by applying standard methods and compare with the upper bounds.

In the second model, we assume knowledge of partial ordering of the distribution, i.e. we know that the symbols are partitioned into two sets A (a low probability set) and B (a high probability set). This is in contrast to the complete ordering assumed in [7], [8]. With this side information, we show that it is possible to utilize a two-level estimate for the species occurring l times and show that it outperforms the Good-Turing one-level estimate (or natural estimate as defined in [9]) if the means of the probability masses in A and B are sufficiently separated.

Organization of the Paper. In Section II, we define some notation and state some preliminaries. In Section III we formulate the problem and state our results. We validate our results using simulations in Section IV and make concluding remarks in Section V. We provide proofs for the theorems in Section VI.

II. NOTATION AND PRELIMINARIES

A. Notation

Let \mathcal{D}_d denote the d -dimensional probability simplex, i.e.

$$\mathcal{D}_d = \{x \in \mathbb{R}^d : \sum_{i=1}^d x_i = 1, x_i > 0\}. \quad (1)$$

For any set $A \subseteq [d]$, let $\pi_A = \sum_{i \in A} \pi_i$.

Let $\mathbb{1}_E$ denote the indicator random variable for the event E . For $S \subseteq [d]$, let $N_S = N_S(X^n) \triangleq \sum_{i=1}^n \mathbb{1}_{X_i \in S}$ denote the number of occurrences of elements of S in the samples X^n . We define $N_i = N_{\{i\}}$. Next, we formally define $S_l = S_l(X^n) \triangleq \{x \in [d] : N_x(X^n) = l\}$ to be the random set of letters that have been observed exactly l times in X^n for $l = 0, 1, \dots$. Let $\phi_l \triangleq |S_l|$. For the purpose of theoretical analysis for $l = 0$, we will assume that d is known so that ϕ_0 can also be calculated exactly for every sample.

For a distribution π and an estimator $\hat{\pi}$, the expected loss or risk is $\mathbb{E}[L(\pi, \hat{\pi}(X^n))]$ for some loss function L . For a particular estimator, the worst-case distribution is one which maximizes the risk and the worst-case risk is

$$R(\hat{\pi}) = \max_{\pi \in \mathcal{D}_d} \mathbb{E}[L(\pi, \hat{\pi})]. \quad (2)$$

The minimax risk is the least worst-case risk achieved by any estimator, $R^* = \min_{\hat{\pi}} R(\hat{\pi})$.

B. Preliminaries

1) *Effectiveness of the empirical estimator:* We state some results regarding R^* for the expected squared ℓ_2 -loss from [4].

The empirical estimator $\pi^{(\text{em})}$ is defined as follows

$$\pi_i^{(\text{em})} = \frac{N_i}{n}. \quad (3)$$

Theorem 2.1: For a distribution π and the empirical estimator $\pi^{(\text{em})}$,

$$R^* \leq R(\pi^{(\text{em})}) = \mathbb{E}[\|\pi - \pi^{(\text{em})}(X^n)\|^2] = \frac{1 - \|\pi\|^2}{n}. \quad (4)$$

We take $\|\cdot\|$ to be the ℓ_2 norm throughout.

While in general it is possible to take $\|\pi\| \geq 0$ in Theorem 2.1 to get an upper bound of $O(\frac{1}{n})$, we crucially use the dependence on $\|\pi\|$ in our results.

Remark. The empirical estimator is not optimal but rather the add- $\frac{\sqrt{n}}{d}$ estimator defined in [4] performs slightly better and is minimax optimal [4, Theorem 3]. We utilize the empirical estimator throughout for analytical simplicity and since it is an unbiased estimator. Our results follow for the add- $\frac{\sqrt{n}}{d}$ estimator as well.

2) *Loss restricted to symbols in S_l :* In the squared ℓ_2 -norm, note that the error decomposes as follows:

$$\mathbb{E}[\|\pi - \hat{\pi}\|^2] = \sum_{l=0}^n \mathbb{E}\left[\sum_{i \in S_l} (\pi_i - \hat{\pi}_i)^2\right] \quad (5)$$

While the squared ℓ_2 -error as a whole is interesting in itself, the error restricted to symbols just in S_l has also been considered in [10], [11].

We define $Q_l(\pi, \hat{\pi}^{(l)})$ to be the error over symbols just in S_l and R_l to be its expected value:

$$Q_l(\pi, \hat{\pi}) = \sum_{i \in S_l} (\pi_i - \hat{\pi}_i)^2, \quad R_l(\pi, \hat{\pi}) = \mathbb{E}[Q_l(\pi, \hat{\pi})]. \quad (6)$$

We assume that S_l is non-empty.

Natural estimators assign the same probability to all letters occurring the same number of times [9]. Formally, for $x, y \in S_l$, we have $\hat{\pi}_x = \hat{\pi}_y$ for natural estimators. Almost all common estimators such as the empirical estimator [12], [13], add-constant estimators studied in [4], [14], [15] such as the Laplace estimator and the Krichevsky-Trofimov estimator [16], and the profile-maximum likelihood estimator in [17], [18] are natural.

Let $\hat{\pi}^{(l)}$ be the mass assigned by a natural estimator over symbols occurring l times. From this, we get

$$Q_l(\pi, \hat{\pi}^{(l)}) = \sum_{i \in S_l} (\pi_i - \hat{\pi}^{(l)})^2. \quad (7)$$

For the ‘oracle’ estimator which knows π but is forced to be natural, let $\pi^{(\text{or})}$ be the single probability mass it assigns to symbols occurring l times. To minimize $Q_l(\pi, \hat{\pi}^{(l)})$, the

minimizer is at $\pi^{(\text{or})} = \frac{\sum_{i \in S_l} \pi_i}{\phi_l} = \frac{M_l}{\phi_l}$, where M_l is the total mass of symbols occurring l times [19]. Note that

$$\begin{aligned} Q_l(\pi, \hat{\pi}^{(l)}) &= \sum_{i \in S_l} (\pi_i - \pi^{(\text{or})} + \pi^{(\text{or})} - \hat{\pi}^{(l)})^2 \\ &\stackrel{(a)}{=} \sum_{i \in S_l} (\pi_i - \pi^{(\text{or})})^2 + \phi_l (\pi^{(\text{or})} - \hat{\pi}^{(l)})^2 \quad (8) \\ &\stackrel{(b)}{=} \underbrace{\sum_{i \in S_l} (\pi_i - \pi^{(\text{or})})^2}_{\text{Oracle Error}} + \underbrace{\frac{(M_l - \hat{M}_l)^2}{\phi_l}}_{\text{Estimator Error}} \end{aligned}$$

where (a) follows since $\sum_{i \in S_l} (\pi^{(\text{or})} - \pi_i) = 0$ and (b) uses the definition $\hat{M}_l = \sum_{i \in S_l} \hat{\pi}^{(l)} = \phi_l \hat{\pi}^{(l)}$.

- 1) The first term is the unavoidable oracle error characterized in [10], which provides an estimator for this unavoidable error.
- 2) The second term is the estimator error. It is known that the modified Good-Turing estimator estimates the missing mass with low bias [20] and low minimax risk [21]. In particular, we note the well-known Theorem 2.2.

Theorem 2.2: For $l < n/2 - 1$ and $\hat{M}_l = \frac{l+1}{n-l} \phi_{l+1}$,

$$\mathbb{E}[(M_l - \hat{M}_l)^2] \leq \frac{c_l}{n}, \quad (9)$$

where c_l is some constant that depends only on l .

III. PROBLEM FORMULATION AND RESULTS

In this section, we consider two models with different side information: one with local information and the other with ordering-based information.

A. Model 1

Let $B(\pi^{(0)}, \Delta)$ denote the set of valid distributions in the ℓ_2 -ball around $\pi^{(0)} \in \mathcal{D}_d$ of radius $\Delta \leq 1$. Formally,

$$B(\pi^{(0)}, \Delta) = \{\pi \in \mathcal{D}_d : \|\pi - \pi^{(0)}\| \leq \Delta\}. \quad (10)$$

In this model, we suppose that $\pi \in B(\pi^{(0)}, \Delta)$, where $\pi^{(0)}$ is our ‘guess’ distribution. Now, consider an estimator $\hat{\pi}(X^n, \pi^{(0)}, \Delta)$ (denoted $\hat{\pi}$ in short) for π . The worst-case ℓ_2 -risk for this estimator is

$$R(\pi^{(0)}, \Delta, \hat{\pi}) = \max_{\pi \in B(\pi^{(0)}, \Delta)} \mathbb{E}[\|\pi - \hat{\pi}\|^2]. \quad (11)$$

The minimax ℓ_2 -risk for a particular $\pi^{(0)}$ is

$$R^*(\pi^{(0)}, \Delta) = \min_{\hat{\pi}} R(\pi^{(0)}, \Delta, \hat{\pi}). \quad (12)$$

We aim to come up with upper bounds and lower bounds for $R^*(\pi^{(0)}, \Delta)$.

First, we provide an upper bound for $R^*(\pi^{(0)}, \Delta)$. For very small values of Δ and small values of n , it is better to have $\hat{\pi}$ closer to $\pi^{(0)}$, and for large values of Δ and large values of n , it is better to have $\hat{\pi}$ closer to $\pi^{(\text{em})}$. We consider an estimator that interpolates between the empirical distribution and our guess:

$$\hat{\pi}^{(\text{ip})} = \alpha \pi^{(\text{em})} + (1 - \alpha) \pi^{(0)}, \quad (13)$$

where $\alpha \in [0, 1]$ is an estimator parameter. Such estimators are sometimes called shrinkage estimators.

Theorem 3.1: For $\alpha = \frac{n\Delta^2}{n\Delta^2 + 1 - (\|\pi^{(0)}\| - \Delta)^2}$ in $\hat{\pi}^{(\text{ip})}$, we get

$$R(\pi^{(0)}, \Delta, \hat{\pi}^{(\text{ip})}) \leq \min \left(\Delta^2, \frac{1 - (\|\pi^{(0)}\| - \Delta)^2}{n} \right). \quad (14)$$

To obtain lower bounds on the minimax risk, the Dirichlet prior usually used earlier in distribution estimation problems can no longer be used directly since it might include values outside of $\mathcal{B}(\pi^{(0)}, \Delta)$. We provide multiple lower bounds using Le Cam's method and Assouad's lemma that are seen to be close to the upper bound in different cases.

We first provide a lower bound for the minmax risk independent of $\pi^{(0)}$ and d using Le Cam's method.

Theorem 3.2:

$$R^*(\pi^{(0)}, \Delta) \geq \min \left(\frac{\Delta^2}{32}, \frac{\Delta}{100n} \right) e^{-\frac{4}{5}}. \quad (15)$$

Note that for $\pi^{(0)} = (1, 0, \dots, 0)$, the upper bound from Theorem 3.1 and the lower bound from Theorem 3.2 are both $\Theta(\min(\Delta^2, \frac{\Delta}{n}))$, which can be significantly better than $\Theta(\frac{1}{n})$ for low Δ .

Next, we provide a lower bound when $\pi^{(0)}$ is uniform, the proof of which utilizes Assouad's Lemma.

Theorem 3.3: For $\text{Unif}[d] = (\frac{1}{d}, \frac{1}{d}, \dots, \frac{1}{d})$ and $n \geq d$, we have

$$R^*(\text{Unif}[d], \Delta) \geq \min \left(\Delta^2, \frac{1}{n} \right) \frac{e^{-2}}{8}. \quad (16)$$

Note that the upper bound from Theorem 3.1 and the lower bound from Theorem 3.3 are both $\Theta(\Delta^2, \frac{1}{n})$ and thus tight.

While the lower bounds and upper bounds match for the two extreme cases of $\pi^{(0)}$ (deterministic and uniform), the case of general $\pi^{(0)}$ remains open for improvement. Our current best lower bound uses Le Cam's method to correctly obtain the $1 - \|\pi^{(0)}\|^2$ dependence as in the upper bound.

Theorem 3.4:

$$R^*(\pi^{(0)}, \Delta) \geq \frac{(1 - \|\pi^{(0)}\|^2)}{d - 1} \min \left(\frac{\Delta^2}{12}, \frac{1}{4n} \right). \quad (17)$$

Unfortunately, the above lower bound depends on d unlike the upper bound.

B. Model 2

Consider the following model for side information: we assume that the set $[d]$ is partitioned into two sets— A and B such that $B = [d] \setminus A$. We think of A as the set of low probability symbols and B as the set of high probability symbols. We define $S_l^A = S_l \cap A$, $\phi_l^A = |S_l^A|$ and similarly for S_l^B and ϕ_l^B .

For the elements in S_l , the new two-level estimator is allowed to assign two separate probability masses: $\hat{\pi}^{(l,A)}$ for symbols in S_l^A and $\hat{\pi}^{(l,B)}$ for symbols in S_l^B . This is not

a natural estimator but rather utilizes the side information provided. The error in this case over symbols in S_l is

$$Q_l(\pi, \hat{\pi}^{(l,A)}, \hat{\pi}^{(l,B)}) = \sum_{i \in S_l^A} (\pi_i - \hat{\pi}^{(l,A)})^2 + \sum_{i \in S_l^B} (\pi_i - \hat{\pi}^{(l,B)})^2. \quad (18)$$

By a decomposition similar to (8), it can be seen that

$$\begin{aligned} Q_l(\pi, \hat{\pi}^{(l,A)}, \hat{\pi}^{(l,B)}) &= \sum_{i \in S_l^A} (\pi_i - \pi^{(\text{or}, A)})^2 + \sum_{i \in S_l^B} (\pi_i - \pi^{(\text{or}, B)})^2 \\ &\quad + \phi_l^A (\pi_i^{(\text{or}, A)} - \hat{\pi}^{(l,A)})^2 + \phi_l^B (\pi_i^{(\text{or}, B)} - \hat{\pi}^{(l,B)})^2, \end{aligned} \quad (19)$$

where $\pi^{(\text{or}, A)} = \frac{\sum_{i \in S_l^A} \pi_i}{\phi_l^A}$ and $\pi^{(\text{or}, B)} = \frac{\sum_{i \in S_l^B} \pi_i}{\phi_l^B}$.

Note that $\pi^{(\text{or}, A)}$, $\pi^{(\text{or}, B)}$, and $\pi^{(\text{or}, B)}$ are connected by the following algebraic identity:

$$\phi_l \pi^{(\text{or})} = \phi_l^A \pi^{(\text{or}, A)} + \phi_l^B \pi^{(\text{or}, B)}. \quad (20)$$

With the side information that S_l is partitioned into S_l^A and S_l^B , the two-level estimator we provide treats the problem as two separate distribution estimation problems: one on the symbols in A and the other on symbols in B . We perform Good-Turing estimation on the elements in A using N_A samples and Good-Turing estimation on the elements in B using N_B samples. Thus, our two-level estimate is

$$\hat{\pi}^{(l,A)} = \frac{l+1}{n-l} \frac{\phi_{l+1}^A}{\phi_l^A}, \quad \hat{\pi}^{(l,B)} = \frac{l+1}{n-l} \frac{\phi_{l+1}^B}{\phi_l^B}. \quad (21)$$

If the probabilities in A and B are sufficiently apart, the two-level estimator is expected to perform well. However, if the true distribution is close to the uniform distribution, then the two-level estimate is expected to perform worse since we are using fewer samples (i.e. N_A or N_B instead of n) to estimate probabilities in each partition. This is a trade-off inherent to the problem.

For the two-level estimator in (21), observe that

$$\phi_l \hat{\pi}^{(l)} = \phi_l^A \hat{\pi}^{(l,A)} + \phi_l^B \hat{\pi}^{(l,B)}. \quad (22)$$

Now, we characterize how much better the two-level estimator performs as compared to the one-level estimator.

We first note the following algebraic identity.

Lemma 3.5: If $\hat{\pi}^{(l)}$ satisfies (22), then

$$Q_l(\pi, \hat{\pi}^{(l)}) - Q_l(\pi, \hat{\pi}^{(l,A)}, \hat{\pi}^{(l,B)}) \quad (23)$$

$$\begin{aligned} &= \frac{\phi_l^A \phi_l^B}{\phi_l} \left[(\pi^{(\text{or}, A)} - \pi^{(\text{or}, B)})^2 \right. \\ &\quad \left. - \left((\hat{\pi}^{(l,A)} - \pi^{(\text{or}, A)}) - (\hat{\pi}^{(l,B)} - \pi^{(\text{or}, B)}) \right)^2 \right]. \end{aligned} \quad (24)$$

The partition-wise Good-Turing estimators ensure that the value of the $(\hat{\pi}^{(l,A)} - \pi^{(\text{or}, A)} - \hat{\pi}^{(l,B)} + \pi^{(\text{or}, B)})^2$ term would be small in expectation. In particular, we note the following theorem.

Theorem 3.6: For $l \leq \frac{n}{4} \min(\pi_A, \pi_B)$, we have

$$\mathbb{E} \left[\frac{\phi_l^A \phi_l^B}{\phi_l} \left(\hat{\pi}^{(l,A)} - \pi^{(\text{or}, A)} - \hat{\pi}^{(l,B)} + \pi^{(\text{or}, B)} \right)^2 \right] \leq \frac{2c_l}{n} \left(\frac{1}{\pi_A} + \frac{1}{\pi_B} \right). \quad (25)$$

Thus, for sufficiently large n , the two-level estimator has a gain of

$$\mathbb{E} \left[\frac{\phi_l^A \phi_l^B}{\phi_l} (\pi^{(\text{or}, A)} - \pi^{(\text{or}, B)})^2 \right] \quad (26)$$

over the one-level estimator for species in S_l .

Remarks: (1) While we assume initially that A and B are both known, it is sufficient if we know the sets S_l^A , S_l^B , S_{l+1}^A and S_{l+1}^B . (2) Lower bounds for the partial order side information is complicated by the occurrence of ϕ_l in (26) and will be taken up as future work.

IV. SIMULATIONS

Model 1: Fig. 1 shows results for the estimation of the probability distribution of the words which occur after a certain word, i.e. the transition or bigram probabilities in the *IsmaelMousa/books* dataset [22], [23] which is a compilation of various books from Project Gutenberg [24]. The target distribution π is $p(\cdot | \text{'Big'})$, the transition probabilities after the word 'Big' in the entire dataset. For a particular value of n , the samples are a contiguous section of the text containing n occurrences of 'Big'.

Our side information is that 'big', 'large', and 'huge' are semantically similar. We consider various choices for $\pi^{(0)}$: empirical distributions of words from the whole dataset or from the sample itself occurring after the (1) word 'large', (2) word 'huge'. For these cases, we take $\Delta = 1 - (\text{Cosine Similarity between Word2Vec [25] embeddings})_+$.

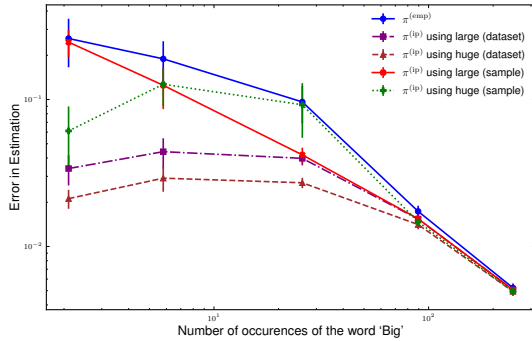


Fig. 1. Estimation errors vs. number of samples for the Empirical and Interpolation Estimators for $\pi^{(0)}$ from 'dataset' and 'sample'. All error bars are for 10 independent repetitions.

From the figure, we notice that the interpolated estimators perform significantly better than the empirical estimator for small values of n . As n grows, we observe that the interpolated estimator and the empirical estimator achieve similar losses. This is as per the theoretical predictions. We also note that using $\pi^{(0)}$ from the samples, while worse than using $\pi^{(0)}$ from

the entire dataset, is still better than the empirical distribution estimator.

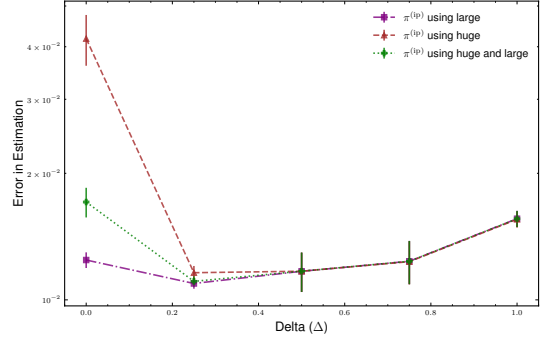


Fig. 2. Estimation errors vs Delta.

While we utilized the Word2Vec similarities to obtain the values of Δ , it is unclear what choice of Δ would respect the semantics and yield optimal results. In Fig. 2, we plot the estimation errors vs various choices of Δ for $\pi^{(0)}$ being the empirical distributions of words in the whole dataset occurring after the (1) word 'large', (2) word 'huge', and (3) words 'large' and 'huge'. For the empirical estimator we take $n = 100$, i.e. 100 appearances of the word 'Big'. This shows that the parameter Δ needs to be tuned in some way using the data to improve performance, and this could possibly depend on n .

Model 2: In Fig. 3, we consider a synthetic distribution over $[d]$ with symbols in $[d/2]$ having probability $\frac{1}{2d}$ and symbols in $[d] \setminus [d/2]$ having probability $\frac{3}{2d}$. This distribution itself is two-level and the oracle estimator would achieve 0 error. In our simulations, we observe that taking $A = [d/2]$ (note that $B = [d] \setminus A$) performs significantly better than the one-level estimator.

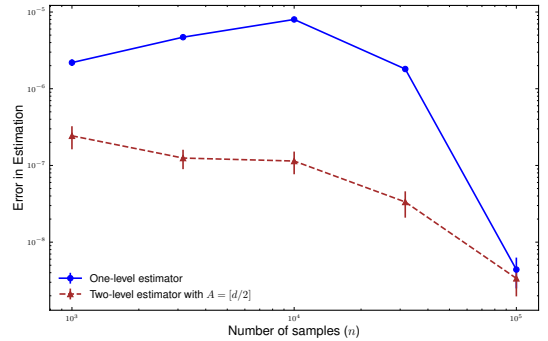


Fig. 3. Two-level vs one-level estimate for the two-level distribution for $d = 10000$.

Next, we consider estimation of the unigram probabilities in the *IsmaelMousa/books* dataset [22], [23] for $l = 1$. The true unigram probabilities are computed using the entire dataset, and the sets of low and high probability are determined using a threshold value.

In Fig. 4, the true unigram probabilities for symbols in S_1 (contains letters that occur once) for $n = 10000$ contiguous samples are plotted and these are seen to span a wide range

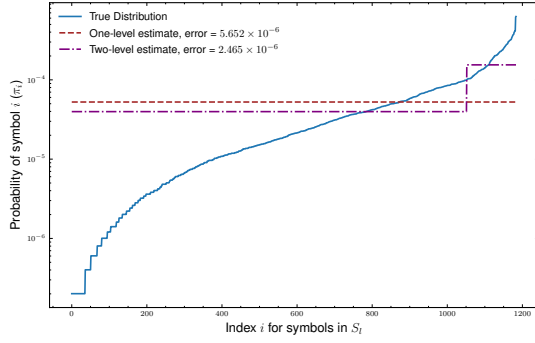


Fig. 4. Distribution Estimates: Two-level vs One-level.

of values. The one- and two-level ($A = \{i : \pi_i \leq 10^{-4}\}$) estimates are shown in the figure, and the error of the two-level estimate is lower by a factor of about 2.

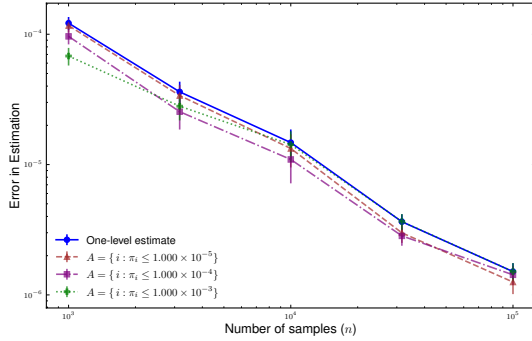


Fig. 5. Error in Distribution Estimation: Two-level vs One-level.

In Fig. 5, we plot the squared error for the one- and two-estimates for the letters in S_1 versus n for various choices of the set A . The two-level Good-Turing estimator performs better than the one-level estimator for appropriate values of A , aligning with our theoretical predictions.

V. CONCLUSIONS

In this work, we exploited two models of side information that could be available for distribution estimation in settings such as natural language modeling – one based on local information using word semantics and the other on partial ordering of same-frequency symbol probabilities. We provided provable guarantees for interpolation-based estimators (for the local information case) and Good-Turing estimators (for the partial ordering case), and showed that they are in general better than those without side information. This consideration of side information in distribution estimation, perhaps for the first time, could provide an interesting new approach to statistical modeling for language and other such data with complex relationships between the words or tokens.

VI. PROOFS

A. Proof of Theorem 3.1

First, we show that the risk is small for even the empirical estimator since the max is over only restricted values of π .

$$\begin{aligned} R(\pi^{(0)}, \Delta, \pi^{(\text{em})}) &= \max_{\pi \in \mathcal{B}(\pi^{(0)}, \Delta)} \mathbb{E}[\|\pi - \pi^{(\text{em})}\|^2] \\ &\stackrel{(a)}{\leq} \max_{\pi \in \mathcal{B}(\pi^{(0)}, \Delta)} \frac{1 - \sum_{i=1}^d \pi_i^2}{n} \\ &\stackrel{(b)}{\leq} \frac{1 - (\|\pi^{(0)}\| - \Delta)^2}{n}, \end{aligned} \quad (27)$$

where (a) comes from [4, Section 2] and (b) follows since $\|\pi\|^2 \geq (\|\pi^{(0)}\| - \Delta)^2$ from the reverse triangle inequality for $\pi \in \mathcal{B}(\pi^{(0)}, \Delta)$.

$$\begin{aligned} R(\pi^{(0)}, \Delta, \hat{\pi}^{(\text{ip})}) &= \max_{\pi \in \mathcal{B}(\pi^{(0)}, \Delta)} \mathbb{E}[\|\pi - \hat{\pi}^{(\text{ip})}(X^n)\|^2] \\ &\stackrel{(a)}{=} \max_{\pi \in \mathcal{B}(\pi^{(0)}, \Delta)} \mathbb{E}[\|\alpha(\pi - \pi^{(\text{em})}) + (1 - \alpha)(\pi - \pi^{(0)})\|^2] \\ &\stackrel{(b)}{=} \max_{\pi \in \mathcal{B}(\pi^{(0)}, \Delta)} \left(\alpha^2 \mathbb{E}[\|\pi - \pi^{(\text{em})}\|^2] + (1 - \alpha)^2 \mathbb{E}[\|\pi - \pi^{(0)}\|^2] \right) \\ &\stackrel{(c)}{\leq} \alpha^2 \frac{1 - (\|\pi^{(0)}\| - \Delta)^2}{n} + (1 - \alpha)^2 \Delta^2, \end{aligned} \quad (28)$$

where (a) follows from by expanding $\hat{\pi}^{(\text{ip})}$, (b) follows since $\mathbb{E}[(\pi - \pi^{(\text{em})})^T (\pi - \pi^{(0)})] = 0$ since the empirical estimator is an unbiased estimator, and (c) follows from (27).

Next, notice that the minimizer of (28) occurs at

$$\alpha = \frac{\Delta^2}{\Delta^2 + \frac{1 - (\|\pi^{(0)}\| - \Delta)^2}{n}} \quad (29)$$

and the minimum value is:

$$R(\pi^{(0)}, \Delta, \hat{\pi}^{(\text{ip})}) \leq \frac{\Delta^2(1 - (\|\pi^{(0)}\| - \Delta)^2)/n}{\Delta^2 + (1 - (\|\pi^{(0)}\| - \Delta)^2)/n}. \quad (30)$$

Using $\frac{AB}{A+B} \leq \min(A, B)$ gives the desired expression.

B. Proof of Theorem 3.2

We state the lemma for Le Cam's two-point method [26].

Lemma 6.1:

$$R^*(\pi^{(0)}, \Delta) \geq \max_{\substack{\pi^{(+)}, \pi^{(-)} \\ \in \mathcal{B}(\pi^{(0)}, \Delta)}} \frac{(\pi^{(+)} - \pi^{(-)})^2 (1 - d_{TV}(\pi^{(+)}, \pi^{(-)}))}{4}.$$

The distributions $\pi^{(+)}$ and $\pi^{(-)}$ are usually constructed by perturbing some of the large-valued coordinates of a base distribution in $\mathcal{B}(\pi^{(0)}, \Delta)$. To ensure the existence of such distributions, we provide Lemma 6.2.

Lemma 6.2: For every $\pi^{(0)}$, $\exists \pi^{(0)'}$ such that

$$1) \quad \|\pi^{(0)'} - \pi^{(0)}\|^2 \leq \frac{\Delta^2}{2}.$$

- 2) There are two coordinates i and j in $\pi^{(0)'}$ that are both greater than $\frac{\Delta}{\sqrt{12}}$.

Proof: We pick an i and j arbitrarily and we ‘move’ a probability mass from other indices to these indices. It is always possible to move probability masses from other indices since the masses sum up to 1. Let a_i and a_j be the probability masses required to be added to indices i and j respectively to make them $\geq \frac{\Delta}{\sqrt{12}}$, i.e.

$$a_i = \left(\frac{\Delta}{\sqrt{12}} - \pi_i \right)_+, \quad a_j = \left(\frac{\Delta}{\sqrt{12}} - \pi_j \right)_+. \quad (31)$$

Here, $(x)_+ = \max(x, 0)$.

Clearly $0 \leq a_i, a_j \leq \frac{\Delta}{\sqrt{12}}$. From the remaining indices, we move a total probability mass of exactly $a_i + a_j$. Let the new distribution after this movement be $\pi^{(0)'}$.

Next, consider $\|\pi^{(0)'} - \pi^{(0)}\|^2$. Observe that

$$\begin{aligned} \|\pi^{(0)'} - \pi^{(0)}\|^2 &\stackrel{(a)}{\leq} a_i^2 + a_j^2 + (a_i + a_j)^2 \\ &= 2 \cdot (a_i^2 + a_j^2 + a_i a_j) \leq \frac{\Delta^2}{2}, \end{aligned}$$

where (a) follows since $\pi^{(0)'}_i \geq \pi_i^{(0)}$ and $\pi^{(0)'}_j \geq \pi_j^{(0)}$ and for the other indices $k \neq i, k \neq j$, $\pi^{(0)'}_k \leq \pi_k^{(0)}$. ■

Using Lemma 6.2, we obtain a $\pi^{(0)'}$ as defined above. Now consider two distributions

$$\pi^{(\pm)} = \pi^{(0)'} \pm \tau(e_i - e_j). \quad (32)$$

Here $e_k = (0, \dots, 0, 1, 0, \dots, 0)$, where the 1 appears in the k -th coordinate.

- 1) To ensure non-negativity of coordinates, we need $\tau \leq \frac{\Delta}{\sqrt{12}}$.
- 2) To ensure $\pi^{(\pm)} \in \mathcal{B}(\pi^{(0)}, \Delta)$, we need $\|\pi^{(\pm)} - \pi^{(0)}\| \leq \|\pi^{(\pm)} - \pi^{(0)'}\| + \|\pi^{(0)} - \pi^{(0)'}\| \leq \sqrt{2}\tau + \frac{\Delta}{\sqrt{2}}$ to be at most Δ . We take $\tau \leq \frac{\Delta}{\sqrt{32}}$.
- 3) Observe that $\|\pi^{(+)} - \pi^{(-)}\|^2 = 8\tau^2$.
- 4) Also observe that

$$d_{KL}(\pi^{(+)}\|\pi^{(-)}) \leq 4\tau^2 \left(\frac{1}{\pi_i - \tau} + \frac{1}{\pi_j - \tau} \right). \quad (33)$$

Note that $\pi_i - \tau \geq \frac{\Delta}{\sqrt{12}} - \frac{\Delta}{\sqrt{32}} \geq \frac{\Delta}{10}$, and likewise for $\pi_j - \tau$. Using this, note that

$$d_{KL}(\pi^{(+)}\|\pi^{(-)}) \leq \tau^2 \frac{80}{\Delta}. \quad (34)$$

Next, we use Bretagnolle-Huber bound [27, Theorem 1] in Lemma 6.1 to get a lower bound for $0 \leq \tau \leq \frac{\Delta}{\sqrt{32}}$:

$$\begin{aligned} R^*(\pi^{(0)}, \Delta) &\geq \max_{\substack{\pi^{(+)}, \pi^{(-)} \\ \in \mathcal{B}(\pi^{(0)}, \Delta)}} \frac{(\pi^{(+)} - \pi^{(-)})^2}{8} e^{-nd_{KL}(\pi^{(+)}, \pi^{(-)})} \\ &\geq \max_{\tau \leq \frac{\Delta}{\sqrt{32}}} \tau^2 e^{-n\tau^2 \frac{80}{\Delta}}. \end{aligned} \quad (35)$$

Taking $\tau = \min\left(\frac{\Delta}{\sqrt{32}}, \frac{1}{10}\sqrt{\frac{\Delta}{n}}\right)$ and using $n\tau^2 \frac{80}{\Delta} \leq \frac{4}{5}$, we get the desired result.

C. Proof of Theorem 3.3

First, we state Assouad’s Lemma [26].

Lemma 6.3: Consider θ_v ’s, where $v \in \{-1, 1\}^l$ and

$$\min_{a \in \mathcal{A}} L(\theta_v, a) + L(\theta_{v'}, a) \geq \lambda \cdot d_H(v, v'). \quad (36)$$

Then,

$$R(\hat{\pi}) \geq \frac{l\lambda}{4} e^{-n \cdot \max_{v, v': d_H(v, v')=1} d_{KL}(\theta_v, \theta_{v'})}. \quad (37)$$

Without loss of generality, we assume that d is even. In utilizing this lemma, we take $l = \frac{d}{2}$, $\mathcal{A} = \mathcal{B}(\pi^{(0)}, \Delta)$, and the loss L to be the expected squared ℓ_2 -norm. Clearly, $v \in \{-1, +1\}^{\frac{d}{2}}$. Define θ_v as follows:

$$\theta_v = \left(\frac{1}{d} + \tau v_1, \frac{1}{d} - \tau v_1, \dots, \frac{1}{d} + \tau v_{\frac{d}{2}}, \frac{1}{d} - \tau v_{\frac{d}{2}} \right). \quad (38)$$

- 1) To ensure non-negativity of coordinates, we need $\tau \leq \frac{1}{d}$. It can be seen that θ_v is a valid distribution.
- 2) To ensure that $\theta_v \in \mathcal{B}(\pi^{(0)}, \Delta)$, note that we need $\|\theta_v - \pi^{(0)}\| = \tau\sqrt{d} \leq \Delta$, i.e. $\tau \leq \frac{\Delta}{\sqrt{d}}$.
- 3) To ensure that (36) is satisfied in Lemma 6.3, note that

$$\begin{aligned} \min_{a \in \mathcal{A}} \|\theta_v - a\|^2 + \|a - \theta_{v'}\|^2 &\geq \frac{\|\theta_v - \theta_{v'}\|^2}{2} \\ &= \frac{d_H(v, v')}{2} (4\tau^2 + 4\tau^2) \\ &= d_H(v, v') 4\tau^2 \end{aligned}$$

It can be seen that (36) holds for $\lambda = 4\tau^2$.

- 4) Next, we compute

$$\max_{v, v': d_H(v, v')=1} d_{KL}(\theta_v, \theta_{v'}).$$

Since the Hamming distance is at most 1, v and v' differ only at one coordinate, say i . Thus, θ_v and $\theta_{v'}$ would be different only at coordinates $2i-1$ and $2i$. Take $\tau d \leq \frac{1}{2}$. Note that

$$\begin{aligned} d_{KL}(\theta_v, \theta_{v'}) &\stackrel{(a)}{=} \left(\frac{1}{d} + \tau \right) \log \left(\frac{\frac{1}{d} + \tau}{\frac{1}{d} - \tau} \right) + \left(\frac{1}{d} - \tau \right) \log \left(\frac{\frac{1}{d} - \tau}{\frac{1}{d} + \tau} \right) \\ &= 2\tau \log \left(\frac{\frac{1}{d} + \tau}{\frac{1}{d} - \tau} \right) \\ &\stackrel{(b)}{\leq} 2\tau \cdot 4d\tau, \end{aligned}$$

where (a) follows since θ_v and $\theta_{v'}$ are different only at two coordinates and (b) follows since $\log\left(\frac{1+x}{1-x}\right) \leq 4x$ for $x \leq \frac{1}{2}$. Thus, it can be seen that the KL-divergence is at most $8d\tau^2$.

Using Assouad’s Lemma, we see that

$$R^*(\pi^{(0)}, \Delta) \geq \frac{d}{2} \frac{4\tau^2}{4} e^{-8nd\tau^2} = \frac{d}{2} \tau^2 e^{-8nd\tau^2}. \quad (39)$$

We take $\tau^2 = \frac{\min(\Delta^2, \frac{1}{n})}{4d}$. Clearly, $\tau \leq \frac{\Delta}{\sqrt{d}}$ and $8nd\tau^2 \leq 2$. To ensure $\tau \leq \frac{1}{2d}$, we take $n \geq d$. From this, we get the desired theorem.

D. Proof of Theorem 3.4

The proof uses a Le Cam style two-point method in square-root coordinates and uses Hellinger distance in the lower bound. Define $\theta^{(0)} := \sqrt{\pi^{(0)}}$ ¹ and let $W := \text{diag}(\pi)$ be the $d \times d$ matrix with π on the diagonal. Let g be a unit vector such that $(\theta^{(0)})^T g = 0$. Let $\theta^{(g)} = \theta^{(0)} + \tau g$, where $\tau \leq 1$.

Lemma 6.4:

$$\|\theta^{(g)}\|^2 = 1 + \tau^2. \quad (40)$$

Proof:

$$\begin{aligned} \|\theta^{(g)}\|^2 &= \sum_{i=1}^d (\theta_i^{(g)})^2 \\ &= \sum_{i=1}^d ((\theta_i^{(0)})^2 + 2\tau g_i \theta_i^{(0)} + \tau^2 g_i^2) \\ &\stackrel{(a)}{=} 1 + \tau^2, \end{aligned} \quad (41)$$

where (a) follows since $\sum_{i=1}^d g_i \theta_i^{(0)} = 0$ and $\sum_{i=1}^d g_i^2 = 1$. ■

Let $\pi^{(g)} = \frac{(\theta^{(g)})^2}{1 + \tau^2}$. Non-negativity and summation to 1 follow from the definition, and thus $\pi^{(g)} \in \mathcal{D}_d$.

To ensure $\pi^{(g)} \in \mathcal{B}(\pi^{(0)}, \Delta)$, observe that we have:

$$\begin{aligned} \pi_i^{(g)} - \pi_i^{(0)} &= \frac{2\tau g_i \theta_i^{(0)} + \tau^2 (g_i^2 - (\theta_i^{(0)})^2)}{1 + \tau^2} \quad (42) \\ (\pi_i^{(g)} - \pi_i^{(0)})^2 &\stackrel{(a)}{\leq} \frac{8\tau^2 g_i^2 (\theta_i^{(0)})^2 + 2\tau^4 (g_i^2 - (\theta_i^{(0)})^2)^2}{(1 + \tau^2)^2} \\ \sum_{i=1}^d (\pi_i^{(g)} - \pi_i^{(0)})^2 &\stackrel{(b)}{\leq} \sum_{i=1}^d \frac{8\tau^2 g_i^2 + 2\tau^4 (g_i^4 + (\theta_i^{(0)})^4)}{(1 + \tau^2)^2} \\ &\stackrel{(c)}{\leq} \frac{8\tau^2 + 4\tau^4}{(1 + \tau^2)^2} \\ &\stackrel{(d)}{\leq} 12\tau^2 \leq \Delta^2 \text{ for } \tau \leq \frac{\Delta}{\sqrt{12}}, \end{aligned} \quad (43)$$

where (a) follows since $(A + B)^2 \leq 2A^2 + 2B^2$, (b) follows from dropping the negative terms and using $(\theta_i^{(0)})^2 \leq 1$, (c) follows from Cauchy-Schwarz, and (d) follows since $\tau^4 \leq \tau^2$ and $(1 + \tau^2)^2 \geq 1$.

Let g_1, g_2, \dots, g_{d-1} be the basis for the vector space $\{u \in \mathbb{R}^d : u^T \theta^{(0)} = 0\}$.

Lemma 6.5:

$$\sum_{k=1}^{d-1} g_k^T W g_k = 1 - \|\pi^{(0)}\|^2. \quad (44)$$

Proof: Let $G_{d \times (d-1)} = [g_1 | \dots | g_{d-1}]$. Note that $GG^T = I - \theta^{(0)}(\theta^{(0)})^T$ since they are both orthogonal projection matrices.

$$\begin{aligned} \sum_{k=1}^{d-1} g_k^T W g_k &= \text{trace}(W G G^T) \\ &= \text{trace}(W) - \text{trace}(W \theta^{(0)}(\theta^{(0)})^T) \\ &= 1 - \sum_{k=1}^{d-1} (\pi_k^{(0)})^2. \end{aligned}$$

From Lemma 6.5, note that \exists a $g^{(max)}$ such that

$$(g^{(max)})^T W g^{(max)} \geq \frac{1 - \|\pi^{(0)}\|^2}{d-1}. \quad (45)$$

Distributions in Le Cam lower bound: Let $\pi^{(+)} = \pi^{(g^{(max)})}$ and $\pi^{(-)} = \pi^{(-g^{(max)})}$. Note that $\pi^{(+)}, \pi^{(-)} \in \mathcal{B}(\pi^{(0)}, \Delta)$.

1) ℓ_2 -norm separation:

$$\begin{aligned} \|\pi^{(+)} - \pi^{(-)}\|^2 &\stackrel{(a)}{=} \sum_{k=1}^{d-1} \left(\frac{4\tau g_i^{(max)} \theta_i^{(0)}}{1 + \tau^2} \right)^2 \\ &= \sum_{k=1}^{d-1} \left(\frac{16\tau^2 (g_i^{(max)})^2 \pi_i^{(0)}}{(1 + \tau^2)^2} \right) \\ &\stackrel{(b)}{=} 16 \frac{\tau^2}{(1 + \tau^2)^2} (g^{(max)})^T W g^{(max)} \\ &\geq 16\tau^2 \frac{(1 - \|\pi^{(0)}\|^2)}{d-1}, \end{aligned}$$

where (a) follows from (42), (b) follows from a rearrangement of the equation in matrix form, and (c) follows from (45).

2) Bound on the d_{KL} : We first bound the Hellinger distance. Note that $H(\pi^{(+)}, \pi^{(-)}) = \|\sqrt{\pi^{(+)}} - \sqrt{\pi^{(-)}}\| \leq \frac{2\tau \|g^{(max)}\|}{\sqrt{1 + \tau^2}} \leq 2\tau$. Next, note from [28, Section 2.4] that

$$\begin{aligned} H^2((\pi^{(+)})^{\otimes n}, (\pi^{(-)})^{\otimes n}) &= 2 \left(1 - \left(1 - \frac{H^2(\pi^{(+)}, \pi^{(-)})}{2} \right)^n \right) \\ &\stackrel{(a)}{\leq} 2n H^2(\pi^{(+)}, \pi^{(-)}) \leq 2n\tau^2, \end{aligned}$$

where (a) follows from $1 - (1 - x)^n \leq nx$. Finally, we utilize the bound $d_{TV}(P, Q) \leq \sqrt{\frac{H(P, Q)}{2}}$ to get $d_{KL}(\pi^{(+)}, \pi^{(-)}) \leq \sqrt{n}\tau$.

We next use Theorem 6.1 to get

$$R^*(\pi^{(0)}, \Delta) \geq \max_{0 \leq \tau \leq \frac{\Delta}{\sqrt{12}}} 2\tau^2 \frac{(1 - \|\pi^{(0)}\|^2)}{d-1} (1 - \sqrt{n}\tau). \quad (46)$$

We pick $\tau = \min(\frac{\Delta}{\sqrt{12}}, \frac{1}{2\sqrt{n}})$ to get the desired result.

¹Here, $\sqrt{\cdot}$ refers to the element-wise square root.

E. Proof of Lemma 3.5

Observe that

$$\begin{aligned}
Q_l(\pi, \hat{\pi}^{(l)}) &= \sum_{i \in S_l} (\pi_i - \hat{\pi}^{(l)})^2 \\
&= \sum_{i \in S_l^A} (\pi_i - \hat{\pi}^{(l)})^2 + \sum_{i \in S_l^B} (\pi_i - \hat{\pi}^{(l)})^2 \\
&\stackrel{(a)}{=} \sum_{i \in S_l^A} (\pi_i - \pi^{(\text{or}, A)})^2 + \phi_l^A (\pi^{(\text{or}, A)} - \hat{\pi}^{(l)})^2 \\
&\quad + \sum_{i \in S_l^B} (\pi_i - \pi^{(\text{or}, B)})^2 + \phi_l^B (\pi^{(\text{or}, B)} - \hat{\pi}^{(l)})^2,
\end{aligned}$$

where (a) follows by adding and subtracting $\pi^{(\text{or}, A)}$ and $\pi^{(\text{or}, B)}$ to the respective terms. Further using (19), we get

$$\begin{aligned}
Q_l(\pi, \hat{\pi}^{(l)}) - Q_l(\pi, \hat{\pi}^{(l, A)}, \hat{\pi}^{(l, B)}) \\
= \phi_l^A (\pi^{(\text{or}, A)} - \hat{\pi}^{(l)})^2 + \phi_l^B (\pi^{(\text{or}, B)} - \hat{\pi}^{(l)})^2 \\
- \phi_l^A (\pi^{(\text{or}, A)} - \hat{\pi}^{(l, A)})^2 - \phi_l^B (\pi^{(\text{or}, B)} - \hat{\pi}^{(l, B)})^2
\end{aligned} \tag{47}$$

Now note that

$$\begin{aligned}
\phi_l^A ((\pi^{(\text{or}, A)} - \hat{\pi}^{(l)})^2 - (\pi^{(\text{or}, A)} - \hat{\pi}^{(l, A)})^2) \\
= \phi_l^A ((\hat{\pi}^{(l)})^2 - (\hat{\pi}^{(l, A)})^2 + 2\pi^{(\text{or}, A)}(\hat{\pi}^{(l, A)} - \hat{\pi}^{(l)}))
\end{aligned}$$

and that a similar identity exists for the set B as well. Using this,

$$\begin{aligned}
Q_l(\pi, \hat{\pi}^{(l)}) - Q_l(\pi, \hat{\pi}^{(l, A)}, \hat{\pi}^{(l, B)}) \\
= \phi_l^A ((\hat{\pi}^{(l)})^2 - (\hat{\pi}^{(l, A)})^2 + 2\pi^{(\text{or}, A)}(\hat{\pi}^{(l, A)} - \hat{\pi}^{(l)})) \\
+ \phi_l^B ((\hat{\pi}^{(l)})^2 - (\hat{\pi}^{(l, B)})^2 + 2\pi^{(\text{or}, B)}(\hat{\pi}^{(l, B)} - \hat{\pi}^{(l)})) \\
= \phi_l (\hat{\pi}^{(l)})^2 - 2\hat{\pi}^{(l)} (\pi^{(\text{or}, A)} \phi_l^A + \pi^{(\text{or}, B)} \phi_l^B) \\
+ \phi_l^A (-(\hat{\pi}^{(l, A)})^2 + 2\pi^{(\text{or}, A)} \hat{\pi}^{(l, A)}) \\
+ \phi_l^B (-(\hat{\pi}^{(l, B)})^2 + 2\pi^{(\text{or}, B)} \hat{\pi}^{(l, B)}).
\end{aligned}$$

Next, we get

$$\begin{aligned}
Q_l(\pi, \hat{\pi}^{(l)}) - Q_l(\pi, \hat{\pi}^{(l, A)}, \hat{\pi}^{(l, B)}) \\
\stackrel{(a)}{=} \frac{(\phi_l^A \hat{\pi}^{(l, A)})^2 + (\phi_l^B \hat{\pi}^{(l, B)})^2 + 2\phi_l^A \phi_l^B \hat{\pi}^{(l, A)} \hat{\pi}^{(l, B)}}{\phi_l} \\
- 2 \frac{(\phi_l^A \hat{\pi}^{(l, A)} + \phi_l^B \hat{\pi}^{(l, B)})}{\phi_l} (\pi^{(\text{or}, A)} \phi_l^A + \pi^{(\text{or}, B)} \phi_l^B) \\
+ \phi_l^A (-(\hat{\pi}^{(l, A)})^2 + 2\pi^{(\text{or}, A)} \hat{\pi}^{(l, A)}) \\
+ \phi_l^B (-(\hat{\pi}^{(l, B)})^2 + 2\pi^{(\text{or}, B)} \hat{\pi}^{(l, B)}) \\
\stackrel{(b)}{=} \frac{-\phi_l^A \phi_l^B (\hat{\pi}^{(l, A)})^2}{\phi_l} + \frac{-\phi_l^A \phi_l^B (\hat{\pi}^{(l, B)})^2}{\phi_l} \\
+ \frac{2\phi_l^A \phi_l^B \hat{\pi}^{(l, A)} \hat{\pi}^{(l, B)}}{\phi_l} \\
+ 2 \frac{\phi_l^A \hat{\pi}^{(l, A)} \pi^{(\text{or}, A)} \phi_l^B + \phi_l^A \hat{\pi}^{(l, B)} \pi^{(\text{or}, B)} \phi_l^B}{\phi_l} \\
- 2 \frac{\phi_l^B \hat{\pi}^{(l, B)} \pi^{(\text{or}, A)} \phi_l^A + \phi_l^A \hat{\pi}^{(l, A)} \pi^{(\text{or}, B)} \phi_l^B}{\phi_l}
\end{aligned}$$

$$\begin{aligned}
&\stackrel{(c)}{=} \frac{\phi_l^A \phi_l^B}{\phi_l} \left[-(\hat{\pi}^{(l, A)})^2 - (\hat{\pi}^{(l, B)})^2 \right. \\
&\quad + 2\hat{\pi}^{(l, A)} \hat{\pi}^{(l, B)} + 2\hat{\pi}^{(l, A)} \pi^{(\text{or}, A)} \\
&\quad \left. + 2\hat{\pi}^{(l, B)} \pi^{(\text{or}, B)} - 2\hat{\pi}^{(l, B)} \pi^{(\text{or}, A)} - 2\hat{\pi}^{(l, A)} \pi^{(\text{or}, B)} \right],
\end{aligned}$$

where (a) uses $\hat{\pi}^{(l)} = \frac{(\phi_l^A \hat{\pi}^{(l, A)} + \phi_l^B \hat{\pi}^{(l, B)})}{\phi_l}$, (b) gathers all terms and uses $\phi_l = \phi_l^A + \phi_l^B$ repeatedly, and (c) takes the $\phi_l^A \phi_l^B$ term as a common factor.

It can be seen that this is equal to the term given in the lemma statement.

F. Proof of Theorem 3.6

First, observe that

$$\begin{aligned}
&\mathbb{E} \left[\frac{\phi_l^A \phi_l^B}{\phi_l} (\hat{\pi}^{(l, A)} - \pi^{(\text{or}, A)} - \hat{\pi}^{(l, B)} + \pi^{(\text{or}, B)})^2 \right] \\
&\leq \mathbb{E} \left[\frac{\phi_l^A \phi_l^B}{\phi_l} ((\hat{\pi}^{(l, A)} - \pi^{(\text{or}, A)})^2 + (\hat{\pi}^{(l, B)} - \pi^{(\text{or}, B)})^2) \right]
\end{aligned}$$

Next, out of the n samples, let N_A and N_B be the number of samples from the sets A and B , respectively. Clearly, $N_A + N_B = n$ and $N_A \sim \text{Bin}(n, \pi_A)$ and $N_B \sim \text{Bin}(n, \pi_B)$. Now, note that

$$\begin{aligned}
&\mathbb{E} \left[\frac{\phi_l^A \phi_l^B}{\phi_l} (\hat{\pi}^{(l, A)} - \pi^{(\text{or}, A)})^2 \right] \\
&\stackrel{(a)}{\leq} \mathbb{E} \left[(\phi_l^A)^2 \cdot (\hat{\pi}^{(l, A)} - \pi^{(\text{or}, A)})^2 \right], \\
&= \mathbb{E}[(M_l^A - \hat{M}_l^A)^2]
\end{aligned}$$

where (a) uses $\frac{\phi_l^A \phi_l^B}{\phi_l} \leq \phi_l^A \leq (\phi_l^A)^2$. Next, note from Theorem 2.2 that

$$\mathbb{E}[(M_l^A - \hat{M}_l^A)^2 | N_A = n_A] \leq \left(\frac{c_l}{n_A} \right).$$

Using $(M_l^A - \hat{M}_l^A)^2 \leq 1$, we get a looser bound:

$$\mathbb{E}[(M_l^A - \hat{M}_l^A)^2 | N_A = n_A] \leq \left(\frac{c_l}{n_A + 1} \right).$$

From this, note that

$$\begin{aligned}
\mathbb{E}[(M_l^A - \hat{M}_l^A)^2] &\stackrel{(a)}{\leq} \mathbb{E} \left[\frac{2c_l}{N_A + 1} \right] \\
&\stackrel{(b)}{=} 2c_l \frac{(1 - (1 - \pi_A)^{n+1})}{(n+1)\pi_A} \\
&\stackrel{(c)}{\leq} 2 \frac{c_l}{n\pi_A},
\end{aligned}$$

where (a) uses the theorem of total probability, (b) uses standard expected value calculations, and (c) uses $(1 - \pi_A)^{n+1} \geq 0$ and $\frac{1}{n+1} \leq \frac{1}{n}$.

Applying a similar procedure for the set B gives the theorem directly.

REFERENCES

- [1] D. Braess, J. Forster, T. Sauer, and H. U. Simon, “How to achieve minimax expected kullback-leibler distance from an unknown finite distribution,” in *Algorithmic Learning Theory*, N. Cesa-Bianchi, M. Numao, and R. Reischuk, Eds. Berlin, Heidelberg: Springer Berlin Heidelberg, 2002, pp. 380–394.
- [2] L. Paninski, “Variational minimax estimation of discrete distributions under kl loss,” in *Advances in Neural Information Processing Systems*, L. Saul, Y. Weiss, and L. Bottou, Eds., vol. 17. MIT Press, 2004.
- [3] D. Braess and T. Sauer, “Bernstein polynomials and learning theory,” *Journal of Approximation Theory*, vol. 128, no. 2, pp. 187–206, 2004. [Online]. Available: <https://www.sciencedirect.com/science/article/pii/S0021904504000723>
- [4] S. Kamath, A. Orlitsky, D. Pichapati, and A. T. Suresh, “On learning distributions from their samples,” in *Proceedings of The 28th Conference on Learning Theory*, ser. Proceedings of Machine Learning Research, P. Grünwald, E. Hazan, and S. Kale, Eds., vol. 40. Paris, France: PMLR, 03–06 Jul 2015, pp. 1066–1100. [Online]. Available: <https://proceedings.mlr.press/v40/Kamath15.html>
- [5] Y. W. Teh, “A hierarchical Bayesian language model based on Pitman-Yor processes,” in *Proceedings of the 21st International Conference on Computational Linguistics and 44th Annual Meeting of the Association for Computational Linguistics*. Sydney, Australia: Association for Computational Linguistics, Jul. 2006, pp. 985–992.
- [6] M. Falahatgar, M. Ohannessian, A. Orlitsky, and V. Pichapati, “Towards competitive n-gram smoothing,” in *International Conference on Artificial Intelligence and Statistics*. PMLR, 2020, pp. 4206–4215.
- [7] L. Birgé, “Estimating a density under order restrictions: Nonasymptotic minimax risk,” *The Annals of Statistics*, vol. 15, no. 3, pp. 995–1012, September 1987.
- [8] C. Daskalakis, I. Diakonikolas, and R. A. Servedio, “Learning k-modal distributions via testing,” in *Proceedings of the 2012 Annual ACM-SIAM Symposium on Discrete Algorithms (SODA)*, 2012, pp. 1371–1385. [Online]. Available: <https://epubs.siam.org/doi/abs/10.1137/1.9781611973099.108>
- [9] A. Orlitsky and A. T. Suresh, “Competitive distribution estimation: Why is good-turing good,” in *Advances in Neural Information Processing Systems*, C. Cortes, N. Lawrence, D. Lee, M. Sugiyama, and R. Garnett, Eds., vol. 28. Curran Associates, Inc., 2015.
- [10] H. Balasundaram and A. Thangaraj, “Estimating error in natural distribution estimation,” in *Proceedings of the 61st Allerton Conference on Communication, Control, and Computing*. Allerton Conference on Communication, Control, and Computing, Sep. 2025.
- [11] J. Acharya, A. Jafarpour, A. Orlitsky, and A. T. Suresh, “Optimal probability estimation with applications to prediction and classification,” in *Proceedings of the 26th Annual Conference on Learning Theory*, ser. Proceedings of Machine Learning Research, S. Shalev-Shwartz and I. Steinwart, Eds., vol. 30. Princeton, NJ, USA: PMLR, 12–14 Jun 2013, pp. 764–796. [Online]. Available: <https://proceedings.mlr.press/v30/Acharya13.html>
- [12] C. L. Canonne, “A short note on learning discrete distributions,” 2020. [Online]. Available: <https://arxiv.org/abs/2002.11457>
- [13] Y. Han, J. Jiao, and T. Weissman, “Minimax estimation of discrete distributions under ℓ_1 loss,” *IEEE Transactions on Information Theory*, vol. 61, no. 11, pp. 6343–6354, 2015.
- [14] J. Mourtada, “Estimation of discrete distributions in relative entropy, and the deviations of the missing mass,” 2025. [Online]. Available: <https://arxiv.org/abs/2504.21787>
- [15] C. L. Canonne, Z. Sun, and A. T. Suresh, “Concentration bounds for discrete distribution estimation in kl divergence,” in *2023 IEEE International Symposium on Information Theory (ISIT)*, 2023, pp. 2093–2098.
- [16] R. Krichevsky and V. Trofimov, “The performance of universal encoding,” *IEEE Transactions on Information Theory*, vol. 27, no. 2, pp. 199–207, 1981.
- [17] A. Orlitsky, N. P. Santhanam, K. Viswanathan, and J. Zhang, “On modeling profiles instead of values,” in *Proceedings of the 20th Conference on Uncertainty in Artificial Intelligence*, ser. UAI ’04. Arlington, Virginia, USA: AUAI Press, 2004, p. 426–435.
- [18] J. Acharya, H. Das, A. Orlitsky, and A. T. Suresh, “A unified maximum likelihood approach for estimating symmetric properties of discrete distributions,” in *Proceedings of the 34th International Conference on Machine Learning*, ser. Proceedings of Machine Learning Research, D. Precup and Y. W. Teh, Eds., vol. 70. PMLR, 06–11 Aug 2017, pp. 11–21. [Online]. Available: <https://proceedings.mlr.press/v70/acharya17a.html>
- [19] I. J. Good, “The population frequencies of species and the estimation of population parameters,” *Biometrika*, vol. 40, no. 3/4, pp. 237–264, 1953. [Online]. Available: <http://www.jstor.org/stable/2333344>
- [20] D. A. McAllester and R. E. Schapire, “On the convergence rate of Good-Turing estimators,” in *Proceedings of the Thirteenth Annual Conference on Computational Learning Theory*, ser. COLT ’00. San Francisco, CA, USA: Morgan Kaufmann Publishers Inc., 2000, p. 1–6.
- [21] N. Rajaraman, A. Thangaraj, and A. T. Suresh, “Minimax risk for missing mass estimation,” in *2017 IEEE International Symposium on Information Theory (ISIT)*, 2017, pp. 3025–3029.
- [22] “Ismaelmousa/books: A collection of books for nlp tasks,” <https://huggingface.co/datasets/IsmaelMousa/books>, 2025, accessed: 2026-01-07.
- [23] Q. Lhoest, A. V. del Moral, Y. Jernite, A. Thakur, P. von Platen, S. Patil, J. Chaumond, M. Drame, J. Plu, L. Tunstall, J. Davison, M. Šaško, G. Chhablani, B. Malik, S. Brandeis, V. Sanh, T. L. Scao, C. Xu, N. Patry, S. Liu, A. McMillan-Major, P. Schmid, S. Gugger, N. Raw, S. Lesage, A. Lozhkov, M. Carrigan, T. Matušíš, L. Debut, S. Bekman, and C. Delangue, “Datasets: A community library for natural language processing,” in *Proceedings of the 2021 Conference on Empirical Methods in Natural Language Processing: System Demonstrations*. Association for Computational Linguistics, Nov 2021. [Online]. Available: <https://aclanthology.org/2021.emnlp-demo.21>
- [24] Project Gutenberg, “Project gutenberg,” <https://www.gutenberg.org>, n.d., retrieved June 21, 2025.
- [25] T. Mikolov, K. Chen, G. Corrado, and J. Dean, “Efficient estimation of word representations in vector space,” 2013. [Online]. Available: <https://arxiv.org/abs/1301.3781>
- [26] B. Yu, *Assouad, Fano, and Le Cam*. New York, NY: Springer New York, 1997, pp. 423–435.
- [27] C. L. Canonne, “A short note on an inequality between kl and tv,” 2023. [Online]. Available: <https://arxiv.org/abs/2202.07198>
- [28] A. B. Tsybakov, *Introduction to Nonparametric Estimation*, ser. Springer Series in Statistics. Springer, 2009.