

Data-Driven Time-Limited h^2 Optimal Model Reduction for Linear Discrete-Time Systems

Hiroki Sakamoto and Kazuhiro Sato

Abstract—This paper develops a data-driven h^2 model reduction method for discrete-time linear time-invariant systems. Specifically, we solve the h^2 model reduction problem defined over a finite horizon using only impulse response data. Furthermore, we show that the proposed data-driven algorithm converges to a stationary point under certain assumptions. Numerical experiments demonstrate that the proposed method constructs a good reduced-order model in terms of the h^2 norm defined over the finite horizon using a SLICOT benchmark (the CD player model).

Index Terms—Time-limited model reduction, Data-driven reduced-order models, h^2 optimal model reduction

I. INTRODUCTION

In engineering systems, the behavior over a finite horizon can govern system performance. In such cases, the input–output behavior over the finite horizon is evaluated using time-limited Gramians and finite horizon norms [1]. In particular, when dealing with large-scale and complex systems, model order reduction (MOR) techniques are required to construct reduced-order models (ROMs) while preserving the input–output behavior over the finite horizon.

In general, MOR aims to efficiently handle real-world large-scale systems by (i) approximating the original system sufficiently well with respect to a certain metric (e.g., the h^2 norm), (ii) preserving important properties of the original system, and (iii) constructing ROMs via efficient numerical algorithms [2], [3]. When focusing on finite-interval behavior, one defines the performance metric over the finite horizon and performs MOR accordingly. Well-known model-based (i.e., system matrices available) approaches for time-limited systems include time-limited balanced truncation [4], [5] and time-limited h^2 (or \mathcal{H}^2) MOR [6], [7]. On the other hand, in practice, one often encounters situations where the system matrices are unknown and only measured data are available, or where system identification [8], [9] is difficult; in such cases, a data-driven framework is required, as shown in Figure 1.

Representative data-driven MOR methods for linear time-invariant (LTI) systems include the Loewner framework, which constructs interpolatory models from frequency-response data [10], [11], data-driven balanced truncation [12], and the eigensystem realization algorithm (ERA), which constructs a realization from impulse response data [13], [14]. In particular, when only impulse response data are available, ERA [13], [14] is a standard choice, but it does not guarantee optimality in the

sense of the time-limited h^2 norm ((discrete-time counterpart of \mathcal{H}^2 norm).

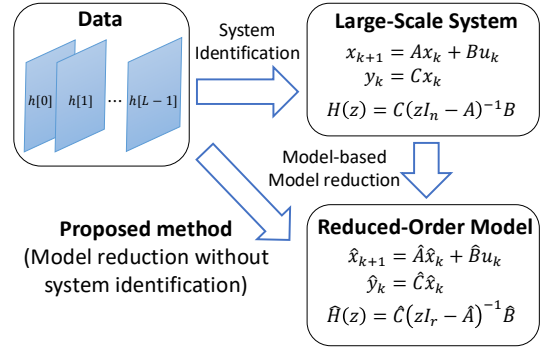


Fig. 1. Overview of the proposed data-driven time-limited h^2 model reduction framework.

In this work, we aim to construct a ROM directly from measured impulse response data without identifying the original system matrices, as shown in Figure 1. The contributions of this paper are summarized as follows:

- We show that the objective function and its gradient in the model-based time-limited h^2 MOR problem can be represented using only impulse response data.
- We develop a gradient-based algorithm with convergence guarantees using only measured data.

The remainder of this paper is organized as follows. Section II reviews the model-based time-limited h^2 model reduction method that uses the original system matrices. After presenting the problem setting in Section III, Section IV shows that the gradient of the time-limited h^2 model reduction problem can be represented using impulse response data. Section V introduces an impulse-response-data-based time-limited h^2 MOR algorithm, and Section VI validates the proposed method using a MOR benchmark. Section VII concludes the paper.

Notation: For a vector a , $\|a\|$ denotes the Euclidean norm. For a finite horizon L , define $\|x\|_{\ell_L^2} := (\sum_{k=0}^{L-1} \|x_k\|^2)^{1/2}$ and $\|x\|_{\ell_L^\infty} := \max_{0 \leq k \leq L-1} \|x_k\|$.

For a matrix A , we denote the Frobenius norm, transpose, trace, the spectral radius, and (i, j) th entry by $\|A\|$, A^\top , $\text{tr } A$, $\rho(A)$, and $(A)_{i,j}$, respectively.

For a real-valued function f , $\text{d}f$ denotes its (total) differential; for a perturbation $\text{d}\theta$ of θ , we write $\text{d}f = \langle \nabla_\theta f, \text{d}\theta \rangle$, where the inner product is $\langle A, B \rangle := \text{tr}(A^\top B)$.

H. Sakamoto and K. Sato are with the Department of Mathematical Informatics, Graduate School of Information Science and Technology, The University of Tokyo, Tokyo 113-8656, Japan, email: soccer-books0329@g.ecc.u-tokyo.ac.jp (H. Sakamoto), kazuhiro@mist.i.u-tokyo.ac.jp (K. Sato)

II. MODEL-BASED TIME-LIMITED h^2 MOR FOR LTI SYSTEMS

A. Discrete-Time LTI systems over a finite horizon

Consider the discrete-time LTI system

$$\begin{cases} x_{k+1} = Ax_k + Bu_k, \\ y_k = Cx_k, \end{cases} \quad (1)$$

where $x_k \in \mathbb{R}^n$, $u_k \in \mathbb{R}^m$, and $y_k \in \mathbb{R}^p$ denote the state, input, and output at time $k \in \mathbb{Z}_{\geq 0}$, respectively, and the matrices $A \in \mathbb{R}^{n \times n}$, $B \in \mathbb{R}^{n \times m}$, and $C \in \mathbb{R}^{p \times n}$ are constant system matrices. The impulse response (Markov parameters) and the transfer function of system (1) are given by

$$\begin{aligned} h[k] &:= CA^k B \in \mathbb{R}^{p \times m}, \\ H(z) &:= C(zI - A)^{-1} B \in \mathbb{C}^{p \times m}. \end{aligned} \quad (2)$$

Using the impulse response sequence $\{h[k]\}$ and assuming $x_0 = 0$, the input–output relation of system (1) over a finite horizon can be written as the convolution

$$y_{k+1} = \sum_{j=0}^k h[j] u_{k-j}, \quad k = 0, 1, \dots, L-1.$$

Under the assumption that system (1) is asymptotically stable, i.e., $A \in \mathbb{R}^{n \times n}$ is stable in the discrete-time sense ($\rho(A) < 1$), the h^2 norm of system (1) is defined as follows:

$$\|H\|_{h^2}^2 := \sum_{k=0}^{\infty} \|h[k]\|^2.$$

Following [6], [15], the time-limited h_L^2 norm over the finite horizon $\{0, 1, \dots, L-1\}$ is defined as

$$\|H\|_{h_L^2}^2 := \sum_{k=0}^{L-1} \|h[k]\|^2. \quad (3)$$

Note that (3) is well-defined even if A is not stable.

Next, we consider a ROM of system (1):

$$\begin{cases} \hat{x}_{k+1} = \hat{A}\hat{x}_k + \hat{B}u_k, \\ \hat{y}_k = \hat{C}\hat{x}_k, \end{cases} \quad (4)$$

with transfer function $\hat{H}(z) := \hat{C}(zI - \hat{A})^{-1}\hat{B}$, where $\hat{x}_k \in \mathbb{R}^r$, $\hat{y}_k \in \mathbb{R}^p$, and $r \ll n$. For the two systems (1) and (4), the following input–output error bound holds [6]:

$$\|y - \hat{y}\|_{\ell_L^\infty} \leq \|H - \hat{H}\|_{h_L^2} \cdot \|u\|_{\ell_L^2}. \quad (5)$$

Inequality (5) implies that, for inputs with bounded energy over the horizon, a sufficiently small time-limited $\|H - \hat{H}\|_{h_L^2}$ error guarantees that the output error $\|y - \hat{y}\|_{\ell_L^\infty}$ becomes correspondingly small.

B. Time-Limited h^2 MOR

Motivated by the input–output inequality (5), we formulate the time-limited h^2 model reduction problem as follows:

$$\begin{aligned} &\text{minimize} && \|H - \hat{H}\|_{h_L^2}^2 \\ &\text{subject to} && (\hat{A}, \hat{B}, \hat{C}) \in \mathcal{E}, \end{aligned} \quad (6)$$

where $\mathcal{E} := \mathbb{R}^{r \times r} \times \mathbb{R}^{r \times m} \times \mathbb{R}^{p \times r}$ is the feasible set. The objective function in Problem (6) is given by

$$\begin{aligned} \|H - \hat{H}\|_{h_L^2}^2 &= \sum_{k=0}^{L-1} \|CA^k B - \hat{C}\hat{A}^k \hat{B}\|^2 \\ &= \sum_{k=0}^{L-1} \|CA^k B\|^2 + f_L(\hat{\theta}), \end{aligned} \quad (7)$$

where $\hat{\theta} := (\hat{A}, \hat{B}, \hat{C})$ and

$$\begin{aligned} f_L(\hat{\theta}) &:= \text{tr}(\hat{C}P_L\hat{C}^\top) - 2\text{tr}(CR_L\hat{C}^\top) \\ &= \text{tr}(\hat{B}^\top Q_L\hat{B}) + 2\text{tr}(B^\top S_L\hat{B}), \end{aligned}$$

and

$$P_L := \sum_{k=0}^{L-1} \hat{A}^k \hat{B} \hat{B}^\top (\hat{A}^\top)^k, \quad (8)$$

$$Q_L := \sum_{k=0}^{L-1} (\hat{A}^\top)^k \hat{C}^\top \hat{C} \hat{A}^k \quad (9)$$

$$R_L := \sum_{k=0}^{L-1} A^k B \hat{B}^\top (\hat{A}^\top)^k, \quad (10)$$

$$S_L := -\sum_{k=0}^{L-1} (A^\top)^k C^\top \hat{C} \hat{A}^k. \quad (11)$$

Therefore, Problem (6) can be equivalently rewritten as

$$\min_{\hat{\theta} \in \mathcal{E}} f_L(\hat{\theta}). \quad (12)$$

To solve Problem (6), we derive the gradients. For the objective function $f_L(\hat{\theta})$, we denote the gradients with respect to \hat{A} , \hat{B} , and \hat{C} as $\nabla_{\hat{A}} f_L$, $\nabla_{\hat{B}} f_L$, and $\nabla_{\hat{C}} f_L$, respectively. Here, we define the adjoint of the Fréchet derivative of the matrix-power map $\hat{A} \mapsto \hat{A}^L$ as

$$\mathcal{T}_{\hat{A}, L}^*(X) := \sum_{j=0}^{L-1} (\hat{A}^\top)^j X (\hat{A}^\top)^{L-1-j}.$$

Proposition 1. *The gradients of $f_L(\hat{\theta})$ are*

$$\nabla_{\hat{A}} f_L = 2(Q_L \hat{A} P + S_L^\top A R + \mathcal{T}_{\hat{A}, L}^*(M))$$

$$\nabla_{\hat{B}} f_L = 2(Q_L \hat{B} + S_L^\top B)$$

$$\nabla_{\hat{C}} f_L = 2(\hat{C} P_L - C R_L),$$

where P_L , Q_L , R_L , and S_L are solutions of (8), (9), (10), and (11). P and R are obtained by solving the following discrete-time Lyapunov equation and Sylvester equation

$$\hat{A} P \hat{A}^\top + \hat{B} \hat{B}^\top = P, \quad (13)$$

$$A R \hat{A}^\top + B \hat{B}^\top = R. \quad (14)$$

Furthermore,

$$M := R^\top (A^\top)^L C^\top \hat{C} - P (\hat{A}^\top)^L \hat{C}^\top \hat{C}.$$

Proof. The proof follows [7]. See Appendix A. \square

III. PROBLEM FORMULATION

The goal of this paper is to solve Problem (12) using only the impulse response sequence $\{h[k]\}$. In particular, we assume that the length- L impulse response data generated from system (1) are available:

$$\mathcal{D}_L := \{h[0], h[1], \dots, h[L-1]\}. \quad (15)$$

Here, multiplying R_L and S_L from the left by C and B^\top , respectively, yields

$$\begin{aligned} CR_L &= \sum_{k=0}^{L-1} CA^k B \hat{B}^\top (\hat{A}^\top)^k \\ &= \sum_{k=0}^{L-1} h[k] \cdot \hat{B}^\top (\hat{A}^\top)^k =: Z_1, \end{aligned} \quad (16)$$

$$\begin{aligned} B^\top S_L &= - \sum_{k=0}^{L-1} B^\top (A^\top)^k C^\top \hat{C} \hat{A}^k \\ &= - \sum_{k=0}^{L-1} h[k]^\top \cdot \hat{C} \hat{A}^k =: Z_2. \end{aligned} \quad (17)$$

Consequently, the objective function $f_L(\hat{\theta})$ can be rewritten equivalently using the impulse response data (15) as

$$f_{L,\text{data}}(\hat{\theta}) := \text{tr}(\hat{C} P_L \hat{C}^\top) - 2 \text{tr}(Z_1 \hat{C}^\top) \quad (18)$$

$$= \text{tr}(\hat{B}^\top Q_L \hat{B}) + 2 \text{tr}(Z_2 \hat{B}), \quad (19)$$

Therefore, Problem (12) is modified as

$$\min_{\hat{\theta} \in \mathcal{E}} f_{L,\text{data}}(\hat{\theta}). \quad (20)$$

Thus, the problem addressed in this paper is as follows.

Problem 1. *Develop an algorithm for solving the time-limited h^2 MOR problem (20) in a data-driven manner. Specifically, construct a ROM using the impulse response data (15), under the condition that the matrices A , B , and C in (1) are unknown.*

Note that, while we can utilize the gradients represented by Proposition 1 to solve Problem (20), we cannot compute them when A , B , and C are unknown.

In practice, it may be necessary to ensure the stability of ROMs for Problem (20). For the data-driven MOR problem with stability constraints, please refer to Appendix B.

IV. GRADIENTS FROM IMPULSE RESPONSE DATA

In this section, we reconstruct the gradients represented by Proposition 1 using the impulse response data. Here, we denote the gradient of $f_{L,\text{data}}$ by

$$\nabla f_{L,\text{data}} = (\nabla_{\hat{A}} f_{L,\text{data}}, \nabla_{\hat{B}} f_{L,\text{data}}, \nabla_{\hat{C}} f_{L,\text{data}}).$$

Theorem 1. *The gradient $\nabla f_{L,\text{data}}$ of $f_{L,\text{data}}$ is given by*

$$\nabla_{\hat{A}} f_{L,\text{data}} = 2 \sum_{k=1}^{L-1} \sum_{i=0}^{k-1} (\hat{A}^{k-1-i})^\top \hat{C}^\top (\hat{C} \hat{A}^k \hat{B} - h[k]) \hat{B}^\top (\hat{A}^i)^\top$$

$$\nabla_{\hat{B}} f_{L,\text{data}} = 2(Q_L \hat{B} + Z_2^\top)$$

$$\nabla_{\hat{C}} f_{L,\text{data}} = 2(\hat{C} P_L - Z_1),$$

where P_L , Q_L , R_L , and S_L are solutions of (8), (9), (10), and (11).

Proof. See Appendix A. \square

The gradient characterized by Theorem 1 is an alternative representation of the gradient characterized by Proposition 1. In particular, under the settings where the system matrices (A, B, C) and impulse response data \mathcal{D}_L are known, if equation (2) holds, the gradients shown in Proposition 1 match the gradients shown in Theorem 1.

Remark 1. *In our setting, where (A, B, C) are unavailable but \mathcal{D}_L is available, using the gradients in Proposition 1 requires system identification [8], [9]. From the viewpoints of the additional computational cost (typically of order $\mathcal{O}(n^3)$) and the identification error, it is preferable to use the gradient in Theorem 1. Furthermore, since evaluating the gradients in Theorem 1 is independent of n , Theorem 1 is also preferable for large-scale systems.*

V. IMPULSE RESPONSE DATA-DRIVEN h^2 MOR ALGORITHM

In this section, we present Algorithm 1 which solves Problem (20) using the impulse response data \mathcal{D}_L . Because Problem (20) is unconstrained on \mathcal{E} , if the gradients from Theorem 1 are all zero at a point in \mathcal{E} , that point is a stationary point.

We briefly describe Algorithm 1. First, we generate the initial reduced-order system matrices $\hat{\theta}_1 = (\hat{A}_{(1)}, \hat{B}_{(1)}, \hat{C}_{(1)}) \in \mathcal{E}$. At each iteration ℓ , after computing the gradients, the reduced matrices $\hat{\theta}_\ell := (\hat{A}_{(\ell)}, \hat{B}_{(\ell)}, \hat{C}_{(\ell)})$ are updated to satisfy the Armijo condition $f_{L,\text{data}}(\bar{\theta}) \leq f_{L,\text{data}}(\hat{\theta}_\ell) - c_1 \alpha_\ell \|\nabla f_{L,\text{data}}(\hat{\theta}_\ell)\|^2$ in the backtracking loop (Lines 6–15).

Proposition 2. *Suppose $\hat{\theta}_\ell \in \mathcal{E}$. Then there exists $\alpha_\ell^* > 0$ such that for all $\alpha \in (0, \alpha_\ell^*)$,*

$$\bar{\theta} := \hat{\theta}_\ell - \alpha \nabla f_{L,\text{data}}(\hat{\theta}_\ell) \in \mathcal{E}.$$

Proof. See Appendix A. \square

The convergence of Algorithm 1 is guaranteed by the following theorem.

Theorem 2. *Assume that the sequence $\{\hat{\theta}_\ell\}$ with $\hat{\theta}_\ell = (\hat{A}_{(\ell)}, \hat{B}_{(\ell)}, \hat{C}_{(\ell)})$ generated by Algorithm 1 with $\text{tol} = 0$ is bounded. Then $\{\hat{\theta}_\ell\}$ converges to a stationary point of Problem (20).*

Proof. It follows from [16, Thm. 3.2]. See Appendix A. \square

Proposition 3. *Assume that $p > m$ and that the number of backtracking trials in Algorithm 1 is $\mathcal{O}(N_\ell)$. Then, the computational cost per iteration of Algorithm 1 is*

$$\mathcal{O}\left(N_\ell((pmr + mr^2)L) + pr^2L\right). \quad (21)$$

Proof. See Appendix A. \square

Remark 2. *When (A, B, C) are known, one can construct the same algorithm as Algorithm 1 (i.e., model-based h^2 MOR) by using the gradient characterized in Proposition 1. In*

Algorithm 1 Gradient Method for Problem (20)

Require: Length- L impulse response data \mathcal{D}_L , initial system matrices $\hat{\theta}_1$, initial step-size α_{init} , search control parameter β , Armijo parameter c_1 , tolerance tol

Ensure: $\hat{\theta} = (\hat{A}, \hat{B}, \hat{C}) \in \mathbb{R}^{r \times r} \times \mathbb{R}^{r \times m} \times \mathbb{R}^{p \times r}$

```
1: for  $\ell = 1, 2, \dots$  do
2:   Compute (8), (9), (16), and (17) for  $P_L$ ,  $Q_L$ ,  $Z_1$ , and  $Z_2$  with  $\hat{\theta} = \hat{\theta}_\ell$ 
3:   Compute the gradient  $\nabla f_{L,\text{data}}(\hat{\theta}_\ell)$ 
4:   if  $\|\nabla f_{L,\text{data}}(\hat{\theta}_\ell)\| < tol$  then break
5:    $\alpha_\ell = \alpha_{\text{init}}$ 
6:   while true do
7:      $\bar{\theta} := \hat{\theta}_\ell - \alpha_\ell \nabla f_{L,\text{data}}(\hat{\theta}_\ell)$ 
8:     if  $p > m$  then
9:       Compute (8) and (16) for  $P_L$  and  $Z_1$  with  $\hat{\theta} = \bar{\theta}$ 
10:    else
11:      Compute (9) and (17) for  $Q_L$  and  $Z_2$  with  $\hat{\theta} = \bar{\theta}$ 
12:    end if
13:    if  $f_{L,\text{data}}(\bar{\theta}) \leq f_{L,\text{data}}(\hat{\theta}_\ell) - c_1 \alpha_\ell \|\nabla f_{L,\text{data}}(\hat{\theta}_\ell)\|^2$  then
14:       $\hat{\theta}_{\ell+1} := \bar{\theta}$  break
15:     $\alpha_\ell \leftarrow \beta \alpha_\ell$ 
16:  end while
17: end for
```

particular, if equation (2) holds and $\hat{\theta}_1, \alpha_{\text{init}}, \beta, c_1, \rho, tol$ are fixed, then the sequence generated by Algorithm 1 coincides with the sequence generated by model-based h^2 MOR.

On the other hand, as stated in Remark 1, using the gradient in Proposition 1 yields a gradient computation that depends on n . In particular, solving the Sylvester equation (14) using the Bartels-Stewart method [17] costs $O(n^3)$, and this term becomes dominant when n is large. Algorithm 1 is based on the gradient in Theorem 1 and does not depend on n .

Remark 3. Since Problem (20) is a nonconvex optimization problem, the choice of an initial point is important when running Algorithm 1. Similar to our setting, there exist methods that construct ROMs for discrete-time LTI systems using only impulse response data, such as ERA [13], [14] and data-driven balanced truncation [12]. As discussed in Section VI, by using the ROM obtained by such existing methods as an initial point, we can construct a better model in the sense of the time-limited h^2 norm compared with the case where an initial point is generated at random.

VI. EXPERIMENTS

In this section, we evaluate the proposed method using the CD player benchmark in the SLICOT collection [18]. Since the CD player benchmark is a continuous-time LTI system, we discretize it using a zero-order hold with sampling time $T_s = 10^{-3}$ and obtain system (1). Furthermore, to assess robustness to noise, we generate noisy measurement data

from the impulse response sequence $\{h[k]\}_{k=0}^{L-1}$ obtained from system (1) by adding Gaussian noise:

$$\tilde{h}[k] = h[k] + \eta_k, \quad (\eta_k)_{ij} \stackrel{\text{i.i.d.}}{\sim} \mathcal{N}(0, \sigma^2).$$

Here, σ denotes the standard deviation. We set $n = 120$, $m = 2$, $p = 2$, and $T_s = 10^{-3}$. As mentioned in Remark 3, the choice of an initial point is important when running Algorithm 1. We used the ROM with $r = 2$ generated by ERA [13], [14] as the initial point. Lastly, in Algorithm 1, we set $\alpha_{\text{init}} = 1$, $\beta = 0.5$, $c_1 = 10^{-4}$, and $tol = 10^{-5}$.

Figure 2 shows the convergence behavior of Algorithm 1 for $L = 20$. For all cases, the relative error $\frac{\|H - \hat{H}\|_{h^2}}{\|H\|_{h^2}}$ is improved compared with the ERA-based initialization. Moreover, when the noise standard deviation σ is small, the convergence behavior is almost identical to the noise-free case, whereas a larger σ degrades the convergence.

Figure 3 shows the convergence behavior of Algorithm 1 for $L = 40$. Compared with Figure 2, both the initialization and the obtained ROM yield smaller relative errors. Note that, the top panel of Figure 3 indicates that, due to the effect of noise, the case $\sigma = 1$ attains a smaller h^2 -norm error than the noise-free case.

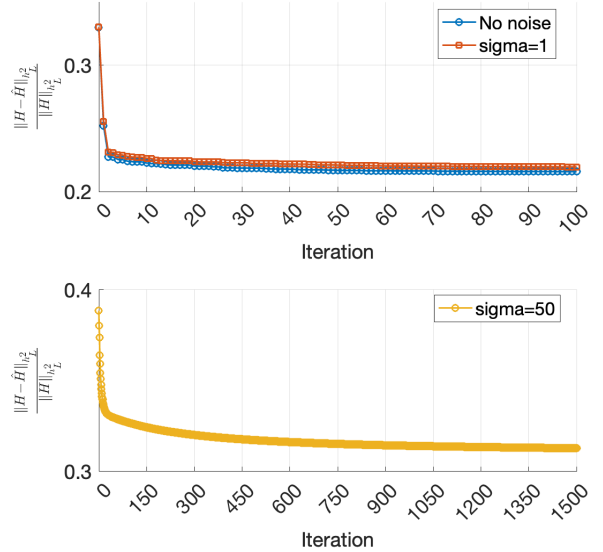


Fig. 2. Convergence behavior of Algorithm 1 ($L = 20$) initialized by ERA under three noise levels: noise-free, $\sigma = 1$, and $\sigma = 50$.

VII. CONCLUSION

In this paper, we developed a data-driven time-limited h^2 model reduction method for discrete-time LTI systems. In particular, by computing the objective function and its gradient from impulse response data, the proposed method avoids using the original system matrices (A, B, C) . Numerical experiments demonstrated that the proposed gradient-based optimization method produces better solutions than the initial point in terms of time-limited h^2 norm.

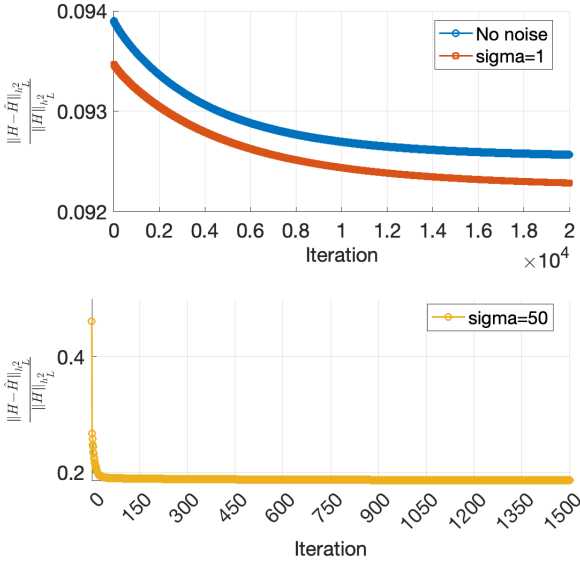


Fig. 3. Convergence behavior of Algorithm 1 ($L = 40$) initialized by ERA under three noise levels: noise-free, $\sigma = 1$, and $\sigma = 50$.

ACKNOWLEDGMENT

This work was supported by JSPS KAKENHI under Grant Numbers 23K28369 and 25KJ0986.

APPENDIX

A. PROOF

Proof of Proposition 1. Since $\langle X, Y \rangle = \text{tr}(X^\top Y)$, the objective function can be written as

$$f_L(\hat{\theta}) = \langle \hat{C}^\top \hat{C}, P_L \rangle - 2\langle C^\top \hat{C}, R_L \rangle.$$

Hence

$$df_L = 2\langle \hat{C}P_L - CR_L, d\hat{C} \rangle + \langle \hat{C}^\top \hat{C}, dP_L \rangle - 2\langle C^\top \hat{C}, dR_L \rangle. \quad (22)$$

Define the Stein and Sylvester operators

$$\mathcal{S}(X) := X - \hat{A}X\hat{A}^\top, \quad \mathcal{L}(X) := X - AX\hat{A}^\top,$$

with adjoints

$$\mathcal{S}^*(Y) := Y - \hat{A}^\top Y \hat{A}, \quad \mathcal{L}^*(Y) := Y - A^\top Y \hat{A}.$$

Then, by the nature of the trace,

$$\langle Y, \mathcal{S}(X) \rangle = \langle \mathcal{S}^*(Y), X \rangle, \quad \langle Y, \mathcal{L}(X) \rangle = \langle \mathcal{L}^*(Y), X \rangle. \quad (23)$$

Next, to eliminate dP_L and dR_L , we differentiate the defining equations of P_L and R_L . Now, we have

$$\begin{aligned} \mathcal{S}(P_L) &= \hat{B}\hat{B}^\top - (\hat{A})^L \hat{B}\hat{B}^\top (\hat{A}^\top)^L, \\ \mathcal{L}(R_L) &= B\hat{B}^\top - A^L B\hat{B}^\top (\hat{A}^\top)^L. \end{aligned}$$

Therefore,

$$\begin{aligned} \mathcal{S}(dP_L) &= (d\hat{B})\hat{B}^\top + \hat{B}(d\hat{B})^\top + (d\hat{A})P_L\hat{A}^\top \\ &\quad + \hat{A}P_L(d\hat{A})^\top - d((\hat{A})^L \hat{B}\hat{B}^\top (\hat{A}^\top)^L), \end{aligned} \quad (24)$$

$$\mathcal{L}(dR_L) = B(d\hat{B})^\top + AR_L(d\hat{A})^\top - d(A^L B\hat{B}^\top (\hat{A}^\top)^L). \quad (25)$$

Let Q_L and S_L be the solutions of the adjoint equations

$$\mathcal{S}^*(Q_L) = \hat{C}^\top \hat{C}, \quad \mathcal{L}^*(S_L) = -C^\top \hat{C}.$$

Applying (23) with (24) and (25) gives

$$\langle \hat{C}^\top \hat{C}, dP_L \rangle = \langle Q_L, \mathcal{S}(dP_L) \rangle, \quad (26)$$

$$\langle -C^\top \hat{C}, dR_L \rangle = \langle S_L, \mathcal{L}(dR_L) \rangle. \quad (27)$$

Substituting (24) and (25) into (26) and (27), and collecting the $d\hat{B}$ -terms yields $\nabla_{\hat{B}} f_L = 2(Q_L \hat{B} + S_L^\top B)$. Similarly, the explicit $d\hat{C}$ -term in (22) gives $\nabla_{\hat{C}} f_L = 2(\hat{C}P_L - CR_L)$.

We decompose df_L into interior terms and endpoint terms for $d\hat{A}$. The interior terms in (24) and (25) give

$$2\langle Q_L \hat{A}P, d\hat{A} \rangle + 2\langle S_L^\top AR, d\hat{A} \rangle,$$

where P and R are the solutions (13) and (14). The remaining $d\hat{A}$ -dependence comes only through the endpoint terms $d((\hat{A})^L \hat{B}\hat{B}^\top (\hat{A}^\top)^L)$ and $d(A^L B\hat{B}^\top (\hat{A}^\top)^L)$. By using (13) and (14), these endpoint contributions can be written as

$$2 \text{tr}(M^\top d(\hat{A}^L)).$$

Finally, the Fréchet derivative of the matrix-power map $\hat{A} \mapsto \hat{A}^k$

$$d(\hat{A}^L) = \sum_{j=0}^{L-1} \hat{A}^{L-1-j} (d\hat{A}) \hat{A}^j \quad (28)$$

implies

$$\begin{aligned} \text{tr}(M^\top d(\hat{A}^L)) &= \left\langle \sum_{j=0}^{L-1} (\hat{A}^\top)^j M (\hat{A}^\top)^{L-1-j}, d\hat{A} \right\rangle \\ &= \langle \mathcal{T}_{\hat{A}, L}^*(M), d\hat{A} \rangle. \end{aligned}$$

Therefore,

$$\nabla_{\hat{A}} f_L = 2(Q_L \hat{A}P + S_L^\top AR + \mathcal{T}_{\hat{A}, L}^*(M)),$$

and the proof is complete. \square

Proof of Theorem 1. Let $E_k := \hat{C}\hat{A}^k\hat{B} - h[k]$. From equation (7),

$$\|H - \hat{H}\|_{h^2}^2 = \sum_{k=0}^{L-1} \text{tr}(E_k^\top E_k).$$

Furthermore, we have

$$\begin{aligned} dE_k &= \hat{C}d(\hat{A}^k)\hat{B} \\ &= \hat{C} \left(\sum_{i=0}^{k-1} \hat{A}^{k-1-i} (d\hat{A}) \hat{A}^i \right) \hat{B}, \end{aligned}$$

where the first equality holds from the differential with respect to \hat{A} and the second equality holds from equation (28). Thus, we obtain

$$\begin{aligned} df_{L, \text{data}} &= 2 \sum_{k=0}^{L-1} \text{tr}(E_k^\top \cdot dE_k) \\ &= 2 \sum_{k=0}^{L-1} \text{tr}(E_k^\top \cdot \hat{C}d(\hat{A}^k)\hat{B}) \\ &= \text{tr}(\nabla_{\hat{A}} f_{L, \text{data}}^\top \cdot d\hat{A}). \end{aligned}$$

Finally, differentiating the objective functions (18) and (19) with respect to \hat{C} and \hat{B} , respectively, yields $\nabla_{\hat{C}} f_{L,\text{data}}$ and $\nabla_{\hat{B}} f_{L,\text{data}}$. \square

Proof of Proposition 2. There is $\delta > 0$ with $\{\bar{\theta} \mid \|\bar{\theta} - \hat{\theta}_\ell\| < \delta\} \subset \mathcal{E}$. Therefore, when $\nabla f_{L,\text{data}}(\hat{\theta}_\ell) \neq 0$, if $\alpha_\ell^* := \delta / \|\nabla_{\hat{A}} f_{L,\text{data}}(\hat{\theta}_\ell)\|$, then for any $\alpha \in (0, \alpha_\ell^*)$, $\bar{\theta} \in \mathcal{E}$ holds. Note that when $\nabla f_{L,\text{data}}(\hat{\theta}_\ell) = 0$, $\bar{\theta} = \hat{\theta}_\ell$. \square

Proof of Theorem 2. We define the closure $K := \{\hat{\theta}_\ell \mid \ell \geq 1\}$ of the sequence generated by Algorithm 1. Since $\{\hat{\theta}_\ell\}$ is bounded, K is a compact subset of \mathcal{E} . Furthermore, since $f_{L,\text{data}}$ is smooth, $\nabla^2 f_{L,\text{data}}$ is continuous; hence, by the extreme value theorem, $L_\nabla := \sup_{x \in K} \|\nabla^2 f_{L,\text{data}}(x)\| < \infty$. Therefore, $\forall x, y \in K$,

$$\|\nabla f_{L,\text{data}}(x) - \nabla f_{L,\text{data}}(y)\| \leq L_\nabla \|x - y\|. \quad (29)$$

Also, letting $s_\ell := \hat{\theta}_{\ell+1} - \hat{\theta}_\ell = -\alpha_\ell \nabla f_{L,\text{data}}(\hat{\theta}_\ell)$, we obtain

$$\begin{aligned} f_{L,\text{data}}(\hat{\theta}_{\ell+1}) &\leq f_{L,\text{data}}(\hat{\theta}_\ell) - \frac{c_1}{\alpha_\ell} \|s_\ell\|^2 \\ &\leq f_{L,\text{data}}(\hat{\theta}_\ell) - \frac{c_1}{\alpha_{\text{init}}} \|s_\ell\|^2. \end{aligned} \quad (30)$$

From the Descent lemma [16, Lem. 3.1], (29), and the Armijo rule, we get $\alpha_\ell \leq 2(1 - c_1)/L_\nabla$. Furthermore, by the boundedness of $\{\hat{\theta}_\ell\}$ and the continuity of $\nabla f_{L,\text{data}}$, there exists $G < \infty$ such that $\|\nabla f(\hat{\theta}_\ell)\| \leq G$. Thus, for any $\ell \geq 1$, $\alpha_\ell \geq \underline{\alpha} := \beta \cdot \min\{\alpha_{\text{init}}, 2(1 - c_1)/L_\nabla\}$. As a result, we obtain

$$\begin{aligned} \|\nabla f_{L,\text{data}}(\hat{\theta}_{\ell+1})\| &\leq \|\nabla f_{L,\text{data}}(\hat{\theta}_\ell)\| + L_\nabla \|s_\ell\| \\ &\leq (\underline{\alpha}^{-1} + L_\nabla) \|s_\ell\|, \end{aligned} \quad (31)$$

where the first inequality follows from (29), and the second from the definition of s_ℓ .

Lastly, $\{\hat{\theta}_\ell\}$ is bounded and, by the Bolzano–Weierstrass theorem, there exists a convergent subsequence $\{\hat{\theta}_{\ell_j}\}$ whose limit lies in K . Furthermore, since $f_{L,\text{data}}$ is real-analytic, it is a KL function. Hence, by (30), (31), and [16, Thm. 3.2], Algorithm 1 converges to a stationary point in K . \square

Proof of Proposition 3. The computational costs of P_L , Q_L , Z_1 , and Z_2 are $\mathcal{O}(mr^2L)$, $\mathcal{O}(pr^2L)$, $\mathcal{O}((pmr + mr^2)L)$, and $\mathcal{O}((pmr + pr^2)L)$, respectively. Therefore, the cost to construct the gradient is $\mathcal{O}((pmr + pr^2)L)$. Furthermore, the cost within the backtracking method is $\mathcal{O}((pmr + mr^2)L)$. Hence, the computational cost per iteration of Algorithm 1 is as given by (21). \square

B. TIME-LIMITED h^2 MOR WITH STABILITY CONSTRAINTS

As an extension of optimization problem (6), we consider the following stability-constrained optimization problem:

$$\begin{aligned} &\text{minimize} \quad \|H - \hat{H}\|_{h_L^2}^2 \\ &\text{subject to} \quad (\hat{A}, \hat{B}, \hat{C}) \in \mathcal{E}_s, \end{aligned} \quad (32)$$

where $\mathcal{E}_s := \{\hat{\theta} = (\hat{A}, \hat{B}, \hat{C}) \mid \rho(\hat{A}) < 1\}$ is the feasible set when imposing stability on the \hat{A} matrix.

In this case, by incorporating the stability condition $\rho(\hat{A}) < 1$ into Line 13 of Algorithm 1, we can construct a gradient-based optimization algorithm for Problem (32) using the gradients derived in Theorem 1. We refer to this algorithm as a stability-checked variant of Algorithm 1. Since \mathcal{E}_s is an open set, an analogous statement to Proposition 2 holds. Theorem 2 can be modified as follows:

Corollary 1. *Consider the stability-checked variant of Algorithm 1. Assume that the sequence $\{\hat{\theta}_\ell\}$ with $\hat{\theta}_\ell = (\hat{A}_{(\ell)}, \hat{B}_{(\ell)}, \hat{C}_{(\ell)})$ generated by the algorithm with $\text{tol} = 0$ is bounded and $\lim_{\ell \rightarrow \infty} \hat{A}_{(\ell)}$ satisfies stability. Then $\{\hat{\theta}_\ell\}$ converges to a stationary point of Problem (32).*

Proof. The proof can be shown following the same steps as the proof of Theorem 2, so it is omitted. \square

REFERENCES

- [1] W. Gawronski and J.-N. Juang, “Model reduction in limited time and frequency intervals,” *International Journal of Systems Science*, vol. 21, no. 2, pp. 349–376, 1990.
- [2] A. C. Antoulas, *Approximation of large-scale dynamical systems*. SIAM, 2005.
- [3] P. Benner, S. Gugercin, and K. Willcox, “A survey of projection-based model reduction methods for parametric dynamical systems,” *SIAM review*, vol. 57, no. 4, pp. 483–531, 2015.
- [4] P. Kürschner, “Balanced truncation model order reduction in limited time intervals for large systems,” *Advances in Computational Mathematics*, vol. 44, no. 6, pp. 1821–1844, 2018.
- [5] Z.-H. Xiao, Y.-L. Jiang, and Z.-Z. Qi, “Finite-time balanced truncation for linear systems via shifted legendre polynomials,” *Systems & Control Letters*, vol. 126, pp. 48–57, 2019.
- [6] P. Goyal and M. Redmann, “Time-limited H^2 -optimal model order reduction,” *Applied Mathematics and Computation*, vol. 355, pp. 184–197, 2019.
- [7] K. Das, S. Krishnaswamy, and S. Majhi, “ H_2 Optimal Model Order Reduction Over a Finite Time Interval,” *IEEE Control Systems Letters*, vol. 6, pp. 2467–2472, 2022.
- [8] L. Ljung, *System Identification: Theory for the User*, 2nd ed. Prentice Hall PTR, 1999.
- [9] T. Katayama, *Subspace Methods for System Identification*. Springer, 2005.
- [10] A. Mayo and A. C. Antoulas, “A framework for the solution of the generalized realization problem,” *Linear algebra and its applications*, vol. 425, no. 2-3, pp. 634–662, 2007.
- [11] A. C. Antoulas, S. Lefteriu, and A. C. Ionita, “A tutorial introduction to the Loewner framework for model reduction,” *Model Reduction and Approximation: Theory and Algorithms*, vol. 15, p. 335, 2017.
- [12] I. V. Gosea, S. Gugercin, and C. Beattie, “Data-driven balancing of linear dynamical systems,” *SIAM Journal on Scientific Computing*, vol. 44, no. 1, pp. A554–A582, 2022.
- [13] J.-N. Juang and R. S. Pappa, “An eigensystem realization algorithm for modal parameter identification and model reduction,” *Journal of guidance, control, and dynamics*, vol. 8, no. 5, pp. 620–627, 1985.
- [14] J. H. Tu, C. W. Rowley, D. M. Luchtenburg, S. L. Brunton, and J. Nathan Kutz, “On dynamic mode decomposition: Theory and applications,” *Journal of Computational Dynamics*, vol. 1, no. 2, p. 391–421, 2014. [Online]. Available: <http://dx.doi.org/10.3934/jcd.2014.1.391>
- [15] H. Sakamoto and K. Sato, “Compression Method for Deep Diagonal State Space Model Based on \mathcal{H}^2 Optimal Reduction,” *IEEE Control Systems Letters*, vol. 9, pp. 2043–2048, 2025.
- [16] H. Attouch, J. Bolte, and B. F. Svaiter, “Convergence of descent methods for semi-algebraic and tame problems: proximal algorithms, forward-backward splitting, and regularized Gauss–Seidel methods,” *Mathematical programming*, vol. 137, no. 1, pp. 91–129, 2013.
- [17] V. Simoncini, “Computational methods for linear matrix equations,” *SIAM Review*, vol. 58, no. 3, pp. 377–441, 2016.
- [18] S. S. Chaharborj, K. N. Nabi, K. L. Feng, S. S. Chaharborj, and P. S. Phang, “Controlling COVID-19 transmission with isolation of influential nodes,” *Chaos, Solitons & Fractals*, p. 112035, 2022.