

Quantum fluctuations of vacuum *versus* photon-pairs concerning Spontaneous-Parametric Down-Conversion and Four-Wave-Mixing

Benoît Boulanger^{1,*}, Gaspar Mougin-Trichon¹, and Véronique Boutou¹

¹ Université Grenoble Alpes, CNRS, Grenoble INP, Institut Néel, 38000 Grenoble, France

* benoit.boulanger@neel.cnrs.fr

Abstract – The limit between the two regimes of spontaneous-parametric down-conversion (SPDC) or four-wave-mixing (FWM) regarding the pump intensity has been theoretically investigated using a semi-classical model and analytical calculations. A unitless quantity has been defined, corresponding to the photon-pairs flux *per* frequency unit: it has been found equal to 0.369 at this limit. The ratio between the magnitudes of the electric fields of the generated photons and of vacuum has been also calculated, equal to 1.718, and the pump intensity has been plotted as a function of the interaction length for different values of the second-order electric susceptibility in the case of SPDC and of the third-order electric susceptibility for FWM. These quantitative results confirm that below the limit, the nonlinear process can be truly considered as spontaneous, *i.e.* mainly seeded by the quantum fluctuations of vacuum, while the generated photons mainly govern the pump photon splitting above the limit, which corresponds more to an optical parametric amplification / difference frequency generation regime. Knowing quantitatively the limit between the two regimes thanks to the present calculations will be a useful guide for further quantum calculations and measurements from either side of the limit in order to catch the full quantum picture of SPDC and FWM from low to high pump intensities.

Keywords: Nonlinear optics, Quantum optics, Quantum fluctuations of vacuum, photon-pairs, spontaneous-parametric down-conversion, four-wave-mixing.

1 Introduction

Spontaneous-parametric down-conversion (SPDC) is the emblematic process of nonlinear optics leading to the generation of coherent tunable light and photon-pairs [1,2]. Previous studies identified two pump intensity regimes of SPDC: one linear at low pump intensity, the other exponential at high pump intensity [3,4]. The limit between the two regimes has been experimentally found at a pump intensity of 40 MW/cm² at 532 nm when using a type II phase-matched KTP crystal [5].

Knowledge of these two regimes is of capital interest for quantum states generation. For instance, entangled photons-pairs sources are the most performant at low pump intensities. In contrast, high pump intensities lead to higher Einstein-Podolsky-Rosen (EPR) squeezing values, therefore useful for EPR-states sources.

The present paper is devoted to a theoretical and general study of this limit with the aim to define an associated comparative criterion between the generated photon-pairs and the vacuum quantum fluctuations. The case of four-wave-mixing (FWM) is also considered since it is formally identical to SPDC from the modelling point of view [6,7]. The photonic diagrams of SPDC and FWM are reminded Fig. 1. Note that SPDC is governed by the second-order electric susceptibility $\chi^{(2)}$, while FWM depends on the third-order electric susceptibility $\chi^{(3)}$, both of these two elementary processing leading to the birth of photon-pairs.

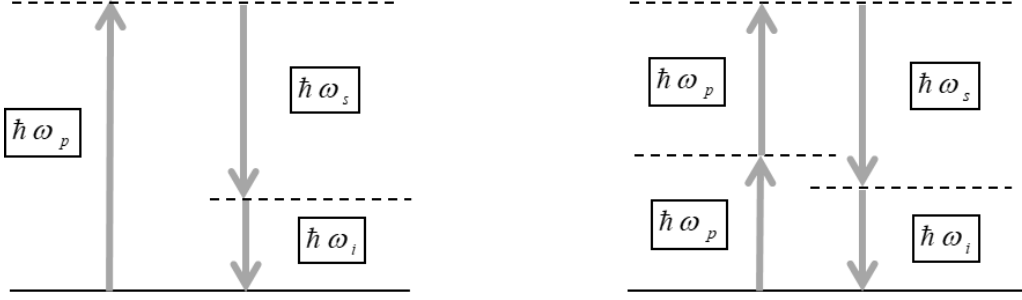


Figure 1: photonic diagrams of Spontaneous-Parametric Down-Conversion

($\chi^{(2)} : \omega_p \rightarrow \omega_s + \omega_i$) and Four-Wave-Mixing ($\chi^{(3)} : \omega_p + \omega_p \rightarrow \omega_s + \omega_i$) where $\chi^{(2)}$ and $\chi^{(3)}$ are the second-order and third-order electric susceptibilities, while p , s and i stand for pump, signal and idler, respectively.

2 Magnitude of the photon-pairs flux *per* frequency unit

The starting point of the present study is the following equation relative to a collinear phase-matched SPDC that has been recently proposed in the framework of a semi-classical model and experimentally validated between 1 W/cm² to 10 GW/cm² of pump intensity at 532 nm in a type II phase-matched bulk KTP crystal under the undepleted pump approximation (UPA), *i.e.* [5]:

$$N_{\text{pairs}}(L) = \frac{\epsilon_0 n_s c S}{4\hbar\omega_s} \left[\|\Delta E_s^{\text{vacuum}}\| (\cos h(\beta L) - 1) + \sqrt{\frac{\omega_s n_i}{\omega_i n_s}} \|\Delta E_i^{\text{vacuum}}\| \sin h(\beta L) \right]^2 \quad (1)$$

with

$$\begin{cases} \beta = \chi_{\text{eff}}^{(2)} \|E_p(0)\| \sqrt{\kappa_s \kappa_i} \\ \kappa_{s,i} = \frac{\omega_{s,i}}{2n_{s,i}c} \end{cases} \quad (2)$$

L is the interaction length, S is the section of the interaction path, *i.e.* corresponding to the overlap between the three interacting beams, $n_{s,i}$ is the refractive index at the circular frequency $\omega_{s,i}$, $\|E_p(0)\|$ is the modulus of the complex pump electric field amplitude, $\chi_{eff}^{(2)}$ is the second-order electric susceptibility and $\|\Delta E_{s,i}^{\text{vacuum}}\|$ corresponds to the quantum fluctuations of vacuum expressed as:

$$\|\Delta E_{s,i}^{\text{vacuum}}\| = \sqrt{\frac{\hbar \omega_{s,i}}{4\pi c \epsilon_0 n_{s,i} S} \Delta \omega_{s,i}} \quad (3)$$

The quantity $\Delta \omega_{s,i}$ corresponds to the spectral linewidth of the generated photon-pairs.

By considering that $\Delta \omega_s = \Delta \omega_i (\equiv \Delta \omega)$ assuming a monochromatic pump wave, *i.e.* $\Delta \omega_p = 0$, and inserting Eq. (3) in Eq. (1), it comes:

$$N_{\text{pairs}}(L) = \frac{\Delta \omega}{16\pi} [\cosh(\beta L) - 1 + \sinh(\beta L)]^2 \quad (4)$$

Since $\cosh(\beta L) + \sinh(\beta L) = \exp(\beta L)$, Eq. (4) reduces to:

$$N_{\text{pairs}}(L) = \frac{\Delta \omega}{16\pi} [\exp(\beta L) - 1]^2 = \frac{\Delta \nu}{8} [\exp(\beta L) - 1]^2 \quad (5)$$

It is now possible to calculate the flux of pairs *per* frequency unit, *i.e.*:

$$\left(\frac{N_{\text{pairs}}(L)}{\Delta \nu} \right) = \frac{1}{8} [\exp(\beta L) - 1]^2 \quad (6)$$

Note that $\left(\frac{N_{\text{pairs}}(L)}{\Delta \nu} \right)$ has no unit, it is a number of pairs.

According to the similarity of the coupled wave systems $\frac{\partial E_{p,s,i}(Z)}{\partial Z}$ of SPDC and FWM [6,7],

the calculations in the case of FWM are the same than the previous ones by simply replacing β in Eq. (6) by:

$$\beta = \frac{1}{2} \chi_{\text{eff}}^{(3)} \|E_p(0)\|^2 \sqrt{\kappa_s \kappa_i} \quad (7)$$

where $\|E_p(0)\|$ is the total pump amplitude, *i.e.* corresponding to the two pump waves.

3 Features of the limit between the two regimes of photon-pairs generation

Equation (6) exhibits a quadratic part and an exponential part as a function of (βL) , *i.e.*:

$$\begin{cases} \left(\frac{N_{\text{pairs}}(L)}{\Delta \nu} \right) = \frac{1}{8} [\beta L]^2 & (\beta L \ll 1) \\ \left(\frac{N_{\text{pairs}}(L)}{\Delta \nu} \right) = \frac{1}{8} \exp(2\beta L) & (\beta L \gg 1) \end{cases} \quad (8)$$

$(\beta L \ll 1)$ is called the small-signal regime in the following, while $(\beta L \gg 1)$ corresponds to the high-signal regime.

Note that since $\left(\frac{N_{\text{pairs}}(L)}{\Delta\nu}\right)$ is proportional to β^2 in the small-signal regime according to Eq. (8) and β proportional to $\|E_p(0)\|$ in the case of SPDC (*cf.* Eq. (2)) and to $\|E_p(0)\|^2$ in the case of FWM (*cf.* Eq. (7)), then the evolution of $\left(\frac{N_{\text{pairs}}(L)}{\Delta\nu}\right)$ with the pump intensity in the small-signal regime is linear for SPDC while it is quadratic in the case of FWM. But in the high-signal regime, the evolution is exponential in both cases.

Then, in order to describe both SPDC and FWM on the same graph, $\left(\frac{N_{\text{pairs}}(L)}{\Delta\nu}\right)$ is plotted in Fig. 2 as a function of (βL) since they exhibit the same behavior as a function of this parameter.

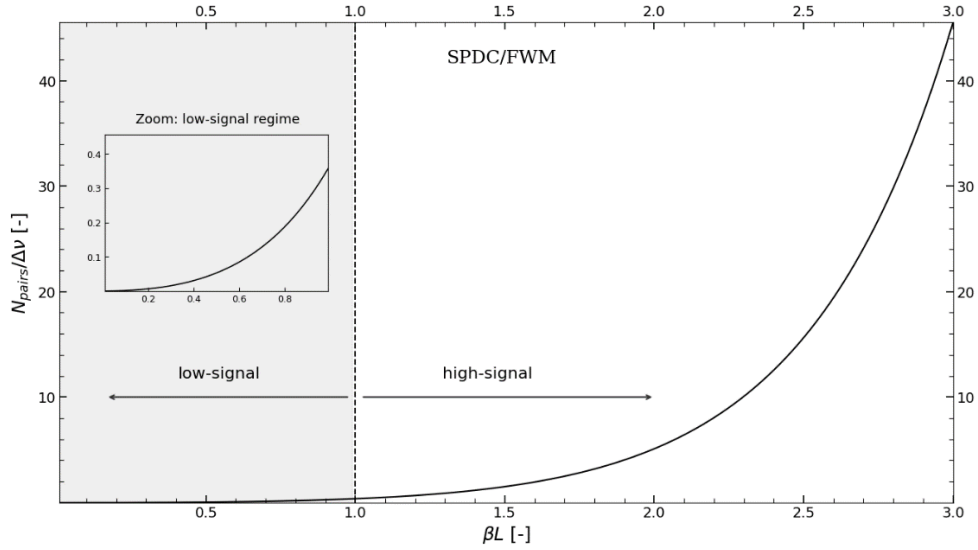


Figure 2: Photon-pairs flux *per* frequency unit $\left(\frac{N_{\text{pairs}}(L)}{\Delta\nu}\right)$ as a function of (βL) in the cases of spontaneous-parametric down-conversion (SPDC) and four-wave-mixing (FWM). The dashed vertical line at $\beta L = 1$ corresponds to the limit between the weak signal regime (gray area) and strong signal regime (white area).

The limit between the two regimes is $\beta L = 1$. Then it comes for the pairs flux *per* frequency unit at the limit from Eq. (5):

$$\left(\frac{N_{\text{pairs}}}{\Delta \nu} \right)^{\text{lim}} = \frac{1}{8} [e-1]^2 = 0.369 \quad (9)$$

Thus for $\beta L < 1$ there is less than 0.369 pair *per* second and *per* frequency unit, while it is more than 0.369 for $\beta L > 1$. Note that $\left(\frac{N_{\text{pairs}}}{\Delta \nu} \right)^{\text{lim}}$ does not depend on the interacting length L nor on the pump intensity $I_p(0)$. It is a “universal” limit between the two regimes.

It is now easy to compare the magnitudes of the electric field of the generated signal or idler photons and that of vacuum at the limit. Concerning the photons, knowing that $N_{s,i} = N_{\text{pairs}}$ and

$$N_{s,i} = \frac{\varepsilon_0 n_{s,i} c S}{4h\nu_{s,i}} \|E_{s,i}\|^2, \text{ it comes:}$$

$$\|E_{s,i}\|^{\text{lim}} = (e-1) \sqrt{\frac{h\nu_{s,i}}{2c\varepsilon_0 n_{s,i} S} \Delta \nu_{s,i}} \quad (10)$$

Concerning the vacuum, it comes from Eq. (3):

$$\|\Delta E_{s,i}^{\text{vacuum}}\| = \sqrt{\frac{h\nu_{s,i}}{2c\varepsilon_0 n_{s,i} S} \Delta \nu_{s,i}} \quad (11)$$

Then the ratio between Eq. (10) and Eq. (11) leads to:

$$\frac{\|E_{s,i}\|^{\lim}}{\|\Delta E_{s,i}^{\text{vacuum}}\|} = (e-1) = 1.718 \quad (12)$$

Equations (8), (9) and (12) allow us to know that, when $\|E_{s,i}\| < 1.718 \|\Delta E_{s,i}^{\text{vacuum}}\|$, which

corresponds to $\left(\frac{N_{\text{pairs}}}{\Delta \nu}\right) < 0.369$, the SPDC or FWM efficiency is proportional to $(\beta L)^2$

defining the small-signal regime ; and when $\|E_{s,i}\| > 1.718 \|\Delta E_{s,i}^{\text{vacuum}}\|$, which corresponds to

$\left(\frac{N_{\text{pairs}}}{\Delta \nu}\right) > 0.369$, the SPDC or FWM efficiency is proportional to $\exp(2\beta L)$ defining the

high-signal regime. It could be then stipulated that vacuum governs SPDC or FWM in the small-signal regime, while it is the photons in the high-signal regime.

From a practical point of view, it can be useful to calculate the pump intensity corresponding to the limit, I_p^{\lim} , between the two regimes. That can be done from Eq. (2) in the case of SPDC

and Eq. (7) for FWM by stating $\beta L = 1$ and using $I = \frac{1}{2} \frac{n}{c\mu_0} \|E\|^2$. Then it comes in the case of

SPDC:

$$I_p^{\lim/SPDC} = \frac{1}{2\pi^2 \mu_0 c} \frac{n_p n_s n_i \lambda_s \lambda_i}{[L\chi_{\text{eff}}^{(2)}]^2} \quad (13)$$

Figure 3 shows the evolution of the effective limit pump intensity Γ^{SPDC} , defined as

$$\Gamma^{SPDC} = \frac{I_p^{\text{lim}/SPDC}}{n_p n_s n_i}, \text{ as a function of } L \text{ for } \lambda_s = \lambda_i = 1\mu\text{m} \text{ and for different values of } \chi_{\text{eff}}^{(2)}.$$

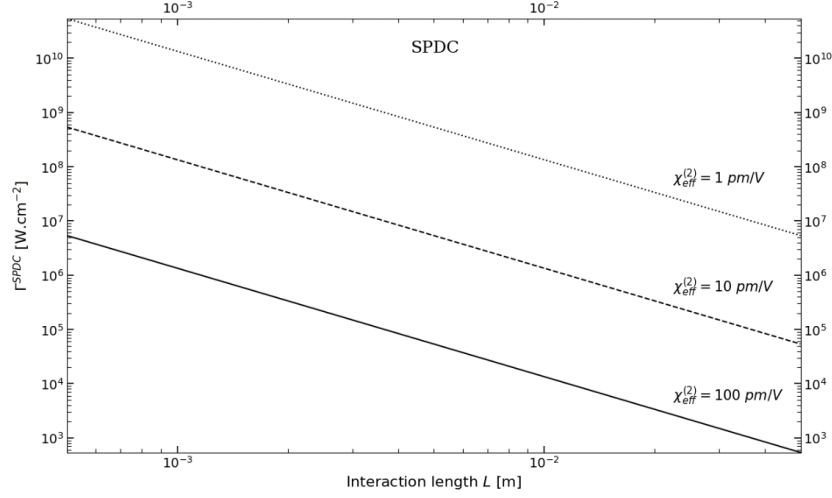


Figure 3 : calculated effective limit pump intensity of spontaneous-parametric down-conversion (SPDC) Γ^{SPDC} as a function of the interaction length L for $\lambda_s = \lambda_i = 1\mu\text{m}$ and three values of the second-order effective coefficient $\chi_{\text{eff}}^{(2)} = 1-10-100\text{pm/V}$.

In the case of FWM, the limit pump intensity is expressed as:

$$I_p^{\text{lim}/FWM} = \frac{1}{\pi} \sqrt{\frac{\epsilon_0}{\mu_0}} \frac{n_p \sqrt{n_s n_i \lambda_s \lambda_i}}{L \chi_{\text{eff}}^{(3)}} \quad (14)$$

Figure 4 shows the evolution of the effective limit pump intensity $\Gamma^{FWM} = \frac{I_p^{\text{lim}/FWM}}{n_p \sqrt{n_s n_i}}$ as a function of L for $\lambda_s = \lambda_i = 1\mu\text{m}$ and for different values of $\chi_{\text{eff}}^{(3)}$.

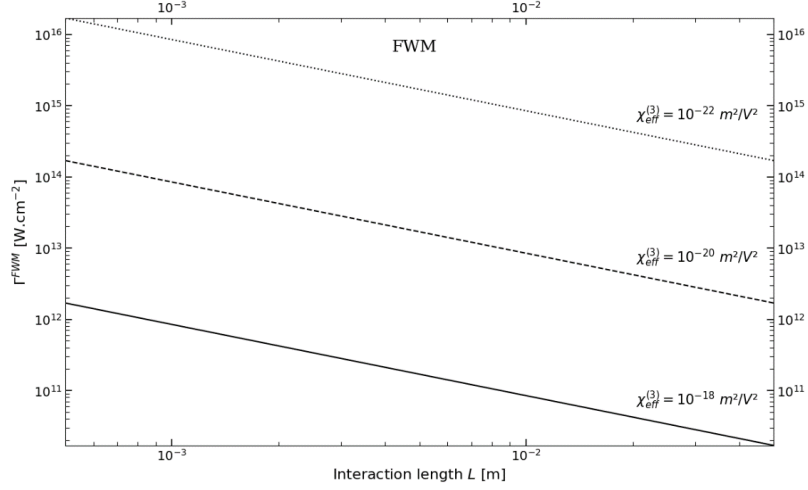


Figure 4 : calculated effective limit pump intensity of four-wave-mixing (FWM) Γ^{FWM} as a function of the interaction length L for $\lambda_s = \lambda_i = 1\mu m$ and three values of the second-order effective coefficient $\chi_{eff}^{(3)} = 10^{-18} - 10^{-20} - 10^{-22} m^2 / V^2$.

4 Conclusion

The generation of photon-pairs has been investigated using a semiclassical approach where the quantum fluctuations of vacuum are taken as initial conditions of phase-matched spontaneous-parametric down-conversion (SPDC) and four-wave mixing (FWM) in the undepleted pump approximation (UPA).

The flux of photon-pairs as a function of a quantity defined by the product of the nonlinearity and the interaction length exhibits two regimes: the so-called small-signal and strong-signal regimes. We have characterized the limit between them in term of a unitless quantity that is

defined as the photon-pairs flux *per* frequency unit, *i.e.* $\left(\frac{N_{pairs}}{\Delta \nu} \right)^{\lim}$: it has been found equal to

0.369, which gives $\left(\frac{N_{s+i}}{\Delta \nu} \right)^{\lim} = 2 \left(\frac{N_{pairs}}{\Delta \nu} \right)^{\lim} = 0.738$ photons (signal + idler). We have also

calculated at this limit the ratio between the magnitudes of the electric fields of the generated

photons – signal or idler - and of vacuum $\frac{\|E_{s,i}\|^{\lim}}{\|\Delta E_{s,i}^{\text{vacuum}}\|}$ that is equal to 1.718. And the pump

intensity as a function of the interaction length has been plotted for different values of the second-order electric susceptibility in the case of SPDC and of the third-order electric susceptibility for FWM.

This limit criterion could be reformulated seeing that the calculated numbers given above are so close to unity that it may be reasonable to assume that the true physical value is indeed 1.

Assuming this assertion, the limit between the two regimes would be defined as $\left(\frac{N_{s+i}}{\Delta\nu}\right)^{\lim} = 1$

photon and $\|E_{s,i}\|^{\lim} = \|\Delta E_{s,i}^{\text{vacuum}}\|$ so that it would come for the criterion: if $\left(\frac{N_{s+i}}{\Delta\nu}\right) < 1$ photon,

which is equivalent to $\|E_{s,i}\| < \|\Delta E_{s,i}^{\text{vacuum}}\|$, then the nonlinear process can be truly considered as

spontaneous, *i.e.* mainly seeded by the quantum fluctuations of vacuum. When $\left(\frac{N_{s+i}}{\Delta\nu}\right) > 1$

photon, which is equivalent to $\|E_{s,i}\| > \|\Delta E_{s,i}^{\text{vacuum}}\|$, the generated photons mainly govern the

pump photon splitting above the limit, which corresponds more to an optical parametric amplification / difference frequency generation regime.

Our study complements previous works that refer to different regimes and their characteristics in the case of SPDC, as from multiphoton entangled state of the signal and idler fields in the low-signal regime [8] to highly-squeezed EPR states in the high-signal regime [9]. Here is provided a unified description of SPDC and FWM. Knowing quantitatively the limit between the two regimes thanks to the present calculations will be a useful guide for further quantum

calculations and measurements from either side of the limit in order to catch the full quantum picture of SPDC and FWM over a broad range of pump intensity.

Author contributions:

BB Conceptualization, Methodology, Calculation, Writing – original draft-review & editing, **GMT** Calculation, software, validation, writing-review, **VB** validation, writing-review.

Funding

This work was funded in part by the Program QuanTEdu-France n° ANR-22-CMAS-0001 France 2030.

Conflicts of interest

The authors have nothing to disclose.

Data availability statement

Data are available upon reasonable request at the indicated e-mail.

Bibliography

- [1] J. A. Armstrong, N. Bloembergen, J. Ducuing, et P. S. Pershan, « Interactions between Light Waves in a Nonlinear Dielectric », *Phys. Rev.*, vol. 127, n° 6, p. 1918-1939, sept. 1962, doi: 10.1103/PhysRev.127.1918.
- [2] S.E. Harris, “Tunable optical parametric oscillators”, *Proc. IEEE*, 57(12), 2096–2113 (1969).

- [3] A. Christ, B. Brecht, W. Maurer, and C. Silberhorn, "Theory of quantum frequency conversion and type-II parametric down-conversion in the high-gain regime," *New Journal of Physics* 15 053038 (2013).
- [4] G. Kulkarni, J. Rioux, B. Braverman, M. V. Chekhova, and R. W. Boyd, "Classical model of spontaneous parametric down-conversion", *Physical Review Research* 4, 033098, (2022).
- [5] J. Bertrand, V. Boutou, and B. Boulanger, "Twin-photon generation measured and modeled over 10 orders of magnitude of pump intensity", *Journal of the European Optical Society-Rapid Publications* 21, 48 (2025).
- [6] *Nonlinear Optics*, R. W. Boyd, 2008, Academic Press, third edition.
- [7] *Linear and nonlinear crystal optics*, B. Boulanger, S. Joly, P. Segonds, Y. Petit, 2026, Taylor & Francis Inc, ISBN: 9781498774567.
- [8] Ou Z.Y., Pereira S.F., Kimble H.J., Peng K.C., "Realization of the Einstein-Podolsky-Rosen paradox for continuous variables", *Physical Review Letters*, vol. 68, p. 3663 (1992).
- [9] Walls D.F., "Squeezed states of light", *Nature*, vol. 306, pp. 141-146 (1983).