

A youthful Titan implied by improved impact simulations

S. Wakita^{1,2}, B. C. Johnson^{1,3}, J. M. Soderblom², C. D. Neish^{4,5}

¹Department of Earth, Atmospheric, and Planetary Sciences, Purdue University, West Lafayette, IN, USA

²Department of Earth, Atmospheric and Planetary Sciences, Massachusetts Institute of Technology,
Cambridge, MA, USA

³Department of Physics and Astronomy, Purdue University, West Lafayette, IN, USA

⁴The Planetary Science Institute, Tucson, AZ, USA

⁵Department of Earth Sciences, The University of Western Ontario, London, ON, Canada

Key Points:

- To produce new impact crater scaling laws for Titan, we simulate impacts with and without a methane-clathrate layer.
- Using these new scaling laws, we find that Titan's crater retention age is 300–340 Myr, assuming a surface methane-clathrate layer.
- Titan's surface retention age is extremely young compared to other icy satellites, suggesting ongoing geologic activity.

Corresponding author: Shigeru Wakita, swakita@purdue.edu

Abstract

The small number of impact craters found on Titan suggests that its surface is relatively young. Previous work estimated its surface age to be between 200 and 1000 Myr. This estimate, however, is based on crater scaling laws for water and sand, which are not representative of the composition of Titan’s icy surface. Titan’s surface is likely composed of water ice, methane clathrates, or a combination of both. Here, we perform impact simulations for impactors of various sizes that strike an icy target with a 0–15 km thick methane clathrate cap layer. We derive new crater scaling laws based on our numerical results, and find that Titan’s surface age is 300–340 Myr, assuming heliocentric impactors and surface clathrates. This age, which represents the crater retention age, indicates a relatively youthful surface, suggesting that active endogenic and/or exogenic processes have recently reshaped Titan’s surface.

Plain Language Summary

The largest Saturnian moon, Titan, has only 90 potential impact craters below its thick atmosphere. This number of craters is smaller than that of other similarly sized icy moons, indicating that Titan’s surface is geologically young. Previous work estimated its age as 200–1000 million years based on crater formation in water or sand, however, this approach might not be suitable for Titan. Atmospheric methane leads to methane rain that can interact with the water ice crust and form a crystal structure of ice that traps methane molecules. This is known as methane clathrate, that has different properties from pure water-ice. When methane clathrate covers Titan’s surface, it affects crater formation. Here, we investigate the formation of impact craters in methane clathrate to revise Titan’s surface age. Our simulations demonstrate that craters formed in a methane-clathrate layer have larger diameters than those formed in a pure water ice crust. We find that Titan’s surface age is 300–340 million years, assuming a surface clathrate, similar to the younger end of the previous estimate. This suggests that Titan’s surface is actively being degraded over time, or a significant event erased Titan’s landscape hundreds of millions of years ago.

1 Introduction

With only 90 possible craters, Titan’s surface is much more sparsely cratered than most other icy satellites. This remains true even if you only consider those craters unaffected by disruption in Titan’s thick atmosphere ($D_{\text{crater}} \gtrsim 20$ km), implying that Titan has a relatively young surface. Current studies constrain its age to be between 200 and 1000 Myr, depending on the crater scaling law used (Neish & Lorenz, 2012; Hedgpeth et al., 2020). This age, more accurately referred to as the crater retention age, is the duration for which craters on Titan remain detectable in Cassini data (cf. Hartmann, 1966) before they are eroded, buried, or replaced with new crustal material. Constraining Titan’s crater retention age (hereafter referred to as the “surface age”) provides critical information regarding its geologic history and associated landscape evolution. For example, the age of Titan’s surface may constrain the minimum age of Titan’s methane-rich atmosphere (Nixon et al., 2012; Mandt et al., 2012; Hörst et al., 2008; Hörst, 2017), and the rates at which Titan’s landscape is modified, providing insight into the formation and erosion of landforms on Titan (Lorenz et al., 2007; Moore & Pappalardo, 2011; Birch et al., 2017; Corlies et al., 2017; Neish et al., 2016; Schurmeier et al., 2024). The current constraints on Titan’s surface age assume heliocentric impactors (Zahnle et al., 2003), and crater scaling laws based on water and sand targets (Artemieva & Lunine, 2005; Korycansky & Zahnle, 2005). Recent work (Wakita et al., 2022, 2023), however, suggests that these crater scaling laws may be inappropriate for Titan.

Titan has a dense atmosphere dominated by nitrogen, with methane as the second most abundant molecule (Kuiper, 1944; Broadfoot et al., 1981). This atmosphere sup-

ports a methane-based hydrological cycle, which produces methane rain (Turtle et al., 2009, 2011) and methane lakes in the polar regions (Stofan et al., 2007; Hayes et al., 2008). When methane rains and soaks into the porous water-ice crust, methane clathrates may form in the crust. Methane clathrate is another crystal structure of water-ice, which traps methane molecules (Sloan et al., 2007). Such clathrates are thought to form quickly under Titan’s surface temperature and pressure (Choukroun et al., 2010; Vu et al., 2020), and are stable at Titan’s surface conditions (Tobie et al., 2006). Separately, it is possible that Titan’s methane is endogenic, and degassing due to the dehydration process of Titan’s core (Castillo-Rogez & Lunine, 2010; Miller et al., 2019) may release methane that forms clathrates in the crust as it ascends to the surface (Tobie et al., 2006; Carnahan et al., 2022).

Methane clathrate has unique properties that significantly influence crater formation (Wakita et al., 2023). Methane clathrate is 20 times stronger than water ice at temperatures near the melting point of water ice (Durham et al., 2003), resulting in the formation of slightly smaller craters when the temperature profile in the crust is the same (Wakita et al., 2022). More significantly, however, is that methane clathrate exhibits 4 times lower thermal conductivity than water ice at 263 K (Sloan et al., 2007). Consequently, a methane-clathrate layer acts as an insulator, leading to a higher near-surface temperature gradient compared to a pure water-ice crust (Kalousova & Sotin, 2020). Because the temperature profile in the target affects its yield strength, it strongly influences crater morphology (Bray et al., 2014; Silber & Johnson, 2017; Bjornes et al., 2022). It is essential to investigate the effect of a methane-clathrate layer on crater diameter when determining Titan’s surface age. Here, we simulate impacts striking icy targets with and without methane-clathrate cap layers using a shock physics code. We derive new crater scaling laws for targets composed of pure water-ice and those with methane-clathrate cap layers, and use them to reevaluate Titan’s surface age.

2 Methods

We simulate impacts on Titan using the iSALE-2D shock physics code. Based on the SALE hydrocode (Amsden et al., 1980), iSALE has been developed to model planetary impacts and cratering (Collins et al., 2016; Wünnemann et al., 2006). The code has been improved from the SALE code by including various equations of state (EOS) and strength models (Collins et al., 2004; Ivanov et al., 1997; Melosh et al., 1992). We assume that a spherical water-ice impactor with no porosity vertically strikes a flat target at 10.5 km/s, the average impact velocity on Titan (Zahnle et al., 2003). Note this is slightly lower than the average impact velocity used in Nesvorný et al. (2023), 11.2 km/s. Although our 10.5 km/s impact would form a crater that is 3 % smaller in diameter (e.g., $v_{\text{imp}}^{0.5}$, see Johnson et al., 2016), this has a negligible effect on our results. We consider impactor diameters of 1.5 km, the smallest size that is minimally affected during atmospheric entry (Artemieva & Lunine, 2003), to 25 km, the estimated size of the impactor (Crósta et al., 2021) that formed the largest crater observed on Titan, Menrva (400 km, Hedgepeth et al., 2020). For the computational domain, iSALE-2D has a high-resolution zone and an extension zone. To save computational resources, the cell size in the high-resolution zone varies according to the impactor size: 50 m for 1.5–5 km, 100 m for 6 & 8 km, 200 m for 10–20 km, and 250 m for 25 km. Note that we use previous data collected for 3–4 km diameter impactors, which also used a 50 m resolution (Wakita et al., 2023).

To explore the effect of methane clathrate on the resultant crater morphometry, we vary the thickness of the methane-clathrate layer. We consider 0, 5, 10, and 15 km thick methane-clathrate layers with corresponding thermal profiles that assume 1 mm ice grains (see Figure 1a and Kalousova & Sotin, 2020). Our choice of methane-clathrate layer thickness is consistent with previous work (Kalousova & Sotin, 2020; Wakita et al., 2023). We use the steady-state thermal profiles reported by Kalousova and Sotin (2020),

which are derived from two-dimensional simulations that assume a 100 km-thick ice shell composed of conductive and convective ice and ignore tidal heating and radiogenic heating. To model the strength of methane clathrate, we use the method developed by Wakita et al. (2022). As the strength of the material approaches zero at its melting temperature, we use a melting curve (i.e., dissociation curve) of methane clathrate that differs from that of water ice (Sloan et al., 2007; Levi et al., 2014). Experimental work shows that methane clathrate is 20–30 times stronger than water-ice at 250–287 K and 50–100 MPa (Durham et al., 2003). Extrapolation of these results to Titan-relevant conditions (Wakita et al., 2022) suggests that the strength of methane clathrate depends on temperature as less than the strength of pure water-ice, resulting in both materials having similar strengths below 100 K (Figure 1b). Because there is no available shock physics equation of state (EOS) or Hugoniot data for methane clathrate, we use the analytical equation of state (ANEOS) of water-ice for both water-ice and methane clathrate, similar to previous work (Wakita et al., 2023). For sufficiently large impactors, the presence of the ocean can influence the dynamics of crater formation. Previous work has shown that these effects become apparent for impactors larger than 5 km in diameter (Wakita et al., 2022); for such impactors, we consider a subsurface ocean 100 km below the surface. To achieve an appropriate density contrast between the ice and ocean, we use the simpler Tillotson EOS of water ice for icy materials (Tillotson, 1962; Ivanov et al., 2002) and the ANEOS of water for the subsurface ocean (Turtle & Pierazzo, 2001) for the ≥ 5 km-diameter-impactors (e.g., Bray et al., 2014; Silber & Johnson, 2017; Bjornnes et al., 2022). To evaluate the effects of this decision, we run simulations to test different EOSs for icy materials (Tillotson EOS and ANEOS) and different crustal structures (i.e., a 60 km thick ice shell without an ocean or a 100 km thick ice shell with an internal ocean; we consider a 5 km-diameter impactor and a 0–15 km thick methane-clathrate layer). The resultant crater sizes are within $\sim 10\%$ for all EOSs and overall crustal structures (see Supplementary Text S1, Figure S1, Table S1, and S2). We confirm that these small variations affect our estimate of Titan’s surface age by at most 1.8 % (see Supplementary Text S1 and Figure S2). We also note that we do not consider porosity within target, as there is no observational data on Titan’s surface porosity. Porosity, however, would primarily affect smaller craters that have transient crater depths that are comparable to the thickness of the porous layer. For example, the transient crater depth of a 1.5 km-diameter-impactor is 5–7 km depending on the thickness of the methane-clathrate layer. Unless significant amounts of porosity exists at greater depths, larger craters should not be substantially affected by porosity. This is supported by (Kalousova et al., 2024) who showed that the differences in diameter between craters formed in a non-porous methane-clathrate layer and those formed in porous crusts (10% and 20%) are less than 10%, suggesting that the effect of porosity will be minor in these cases (a 4 km-diameter-impactor on a 10 km thick methane-clathrate layer). Further investigation may be needed, but our assumption of no porosity should be reasonable for our estimates of Titan’s surface age.

Care must be taken to accurately measure the crater diameter during the simulations. When the impactor diameter is $\lesssim 3$ km, the rim location is obvious throughout the simulation. For impactors $\gtrsim 3$ km in diameter, however, their transient craters become deeper where warmer and weaker material exists ($\gtrsim 15$ km depth from the surface, see Figure 1). As a result, overflow of warm material occurs at later times in the simulation and covers the pronounced rim (see Figure 4 in Wakita et al., 2023). Note that this occurrence is also observed in other cases of a higher temperature gradient at the surface (e.g., Europa or Titan, Silber & Johnson, 2017; Wakita et al., 2023, see their Supplemental Movie). To determine the diameter in these scenarios, we identify the rim location when the rim is first established, i.e., between the crater collapse and the central uplift, following previous work (Silber & Johnson, 2017; Wakita et al., 2023). Finally, impactors ≥ 20 km in diameter produce huge central uplifts, whose collapse covers the crater rim before the rim is established, regardless of target structure. In such cases, it is impossible to identify the rim at the time of its formation and we, therefore, deter-

mine the crater rim at 6000 s after the impact, when the crater formation process (including collapse of the central uplift) has ceased.

3 Results

We summarize our results quantifying the effects that methane clathrates have on crater diameter in Figure 2a and Tables S1 and S2. Note that oblique impacts occur more frequently than vertical impacts and the most probable impact angle is 45° (Shoemaker, 1962). We note that while Titan’s atmosphere will reduce the velocity of low-angle impacts more than vertical impacts, which will influence the resulting crater morphology, such effects are not expected to be significant for the sized impactors we consider. Therefore, we scale our vertical impact results so that they represent oblique impacts at 45° following Johnson et al. (2016), i.e., multiplying $\sin^{0.38}(45^\circ)$ (see Tables S1 and S2).

We find that craters formed by impactors less than 2.5 km in diameter are relatively insensitive to the methane clathrate layer thickness. This is because the transient craters formed by these small impactors are shallow and contained entirely within the methane-clathrate layer (< 15 km), so the strength difference between the methane-clathrate and water-ice crust has little effect on the crater diameter (see Figure 1b). For larger impactors, the transient crater breaches the methane-clathrate layer, and as a result, the clathrate’s thermal properties dominate. Since methane clathrates are highly insulating, the temperatures at depths beneath the clathrate layers are higher than the temperatures at comparable depths in the case of pure water-ice (i.e., 0 km methane clathrate). As such, the strength of the crust at these depths is weaker when a methane-clathrate layer exists (Figure 1b). Craters that reach this warmer and weaker ice beneath the clathrate layer are ~ 1.7 times larger in diameter compared to those formed in a pure water-ice target (Figure 2a). The transition between impactors that form transient craters contained within the clathrate layer to those that breach it results in a distinct jump in crater size. The impactor diameter at which this jump occurs depends on the strength within the ice crust (Figure 1b), which varies with the methane-clathrate layer thickness; this transition occurs at 2–3.5 km-diameter impactors for a 10 km thick methane-clathrate layer, and at 3.5–4 km diameter for 5 and 15 km thick clathrate layers.

When the impactor is larger than 20 km in diameter, the resulting crater diameter becomes relatively insensitive to the target structure (i.e., 390–520 km for 20 km-diameter-impactor and 492–680 km for 25 km, see Table S1). This is because the yield strength of the pure water-ice target at the base of the transient crater (~ 80 km) reaches a similar weak value to that observed in the warm ice between the methane-clathrate layer in those scenarios: (1.52–2.95 MPa, Figure 1b). This causes a jump in crater diameter at the 16–20 km impactor diameter range for the pure water-ice case (i.e., 0 km methane-clathrate layer, see also Figure 2a).

From our impact simulation results, we derive crater scaling laws for impacts on Titan. Based on the thickness of the methane-clathrate layer, we describe the relationships between impactor diameters (d_{imp}) and crater diameters (D_{crater}). The following equations are our crater scaling laws in units of km (see also lines in Figure 2b): For a 0 km thick methane-clathrate layer,

$$\log(D_{\text{crater}}) = \begin{cases} 0.944 \log(d_{\text{imp}}) + 1.160, & \text{if } d_{\text{imp}} < 16.13, \\ 2.484 \log(d_{\text{imp}}) - 0.699, & \text{if } 16.13 \leq d_{\text{imp}} < 20.0, \\ 1.041 \log(d_{\text{imp}}) + 1.179, & \text{if } 20.0 \leq d_{\text{imp}}. \end{cases} \quad (1)$$

For a 5 km thick methane-clathrate layer,

$$\log(D_{\text{crater}}) = \begin{cases} 0.918 \log(d_{\text{imp}}) + 1.225, & \text{if } d_{\text{imp}} < 3.536, \\ 3.645 \log(d_{\text{imp}}) - 0.269, & \text{if } 3.536 \leq d_{\text{imp}} < 3.786, \\ 1.075 \log(d_{\text{imp}}) + 1.216, & \text{if } 3.786 \leq d_{\text{imp}}. \end{cases} \quad (2)$$

For a 10 km thick methane-clathrate layer,

$$\log(D_{\text{crater}}) = \begin{cases} 0.788 \log(d_{\text{imp}}) + 1.246, & \text{if } d_{\text{imp}} < 2.479, \\ 2.310 \log(d_{\text{imp}}) + 0.646, & \text{if } 2.479 \leq d_{\text{imp}} < 3.091, \\ 1.071 \log(d_{\text{imp}}) + 1.253, & \text{if } 3.091 \leq d_{\text{imp}}. \end{cases} \quad (3)$$

For a 15 km thick methane-clathrate layer,

$$\log(D_{\text{crater}}) = \begin{cases} 0.753 \log(d_{\text{imp}}) + 1.234, & \text{if } d_{\text{imp}} < 3.485, \\ 3.825 \log(d_{\text{imp}}) - 0.430, & \text{if } 3.485 \leq d_{\text{imp}} < 4.098, \\ 1.048 \log(d_{\text{imp}}) + 1.270, & \text{if } 4.098 \leq d_{\text{imp}}. \end{cases} \quad (4)$$

Note that we consider jumps as described in the previous section and assume a linear fit in a log-log space. Our crater scaling laws are relatively simple because there is no need to convert from the transient crater diameter to the final crater diameter, as in previous studies (Artemieva & Lunine, 2005; Korycansky & Zahnle, 2005). Although there are several jumps in our results, the overall scaling laws generally fall between previous crater scaling laws for water and sand targets (see lines in Figure 2a, Artemieva & Lunine, 2005; Korycansky & Zahnle, 2005). For ≤ 50 km diameter craters, our scaling laws are relatively close to that for rock (Johnson et al., 2016), indicating that cold strong ice behaves more like rock than water or sand (see Figure 1). For ≥ 50 km craters, especially on the methane-clathrate layer (i.e., weaker target), our results are closer to the scaling law for water. These similarities with other scaling laws validate that ours with jumps well represent the change from stronger to weaker targets. In contrast, the sand-target crater scaling law underestimates the crater diameter of any size, suggesting that it might be a poor proxy for Titan. These will lead to similarity and discrepancy in estimating the surface age (see below). We mention, however, that our results are only valid for impactors between 1.5–25 km with an impact velocity of 10.5 km/s at 45° (i.e., crater diameters between 22–600 km). Smaller impactors are likely to be influenced by passage through Titan’s atmosphere (Artemieva & Lunine, 2003), and effects such as ablation would need to be considered before applying these crater scaling laws. Impactors traveling at higher/lower velocities than those considered here will result in larger/smaller craters than predicted by these crater scaling laws (e.g., $v_{\text{imp}}^{0.5}$, see Johnson et al., 2016).

Finally, we estimate Titan’s surface age using our new crater scaling laws. We use the heliocentric impactor rate on Titan assuming it has been constant over the age of Titan’s surface (Zahnle et al., 2003), and fit the results to the cumulative number of craters observed on Titan (Hedgepeth et al., 2020). Because our crater scaling laws are limited to craters larger than 22 km (see Figure 2 and Table S1), we only use the number of ≥ 22 km craters to compare to the observed data. We find that Titan’s surface age is 300–340 Myr, depending on the thickness of the methane-clathrate layer (Figure 3), or ~ 420 Myr if no clathrates are present. Since the craters on the pure water-ice layer are smaller than those on the methane-clathrate layer (Figure 2), the surface age for a water-ice surface is about 100 Myr older. The estimated surface age differences among the 5–15 km thick methane-clathrate layer cases are minor (i.e., 300–340 Myr), because their crater scaling laws are similar (see Figure 2b and Equations (2)–(4)).

4 Discussion

4.1 Implications of a younger surface age

Our results suggest that Titan’s surface age is 300–340 Myr (298 ± 21.3 – 338 ± 31.5 Myr, Figure 3), assuming a surface methane-clathrate layer, and 420 Myr if no clathrates are present. This is similar to the younger age of the previous estimates based on the crater scaling law of water (i.e., 100–200 Myr, Lorenz et al., 2007; Neish & Lorenz, 2012; Hedgepeth et al., 2022). As mentioned above, this is likely due to the fact that, unlike

colder pure water-ice, which more closely follows a crater scaling law of rock, the warmer temperature profiles of targets with methane clathrate surface layers result in craters that more closely follow the crater scaling laws of water (see Figure 2a, Artemieva & Lunine, 2005). These estimates, however, rely on the assumed impactor rate on Titan, which has some uncertainty. We use the heliocentric impact rate on Titan from Zahnle et al. (2003), who proposed that it is 5.4×10^{-5} the annual impact rate of comets on Jupiter (0.005 per year). Nesvorný et al. (2023) reported a slightly lower rate (4.5×10^{-5}), which considers the destruction of comets based on their physical lifetime (Nesvorný et al., 2017). If we use the impact rate of Nesvorný et al. (2023), Titan’s surface age would be 1.2 times older (i.e., 360–500 Myr). We acknowledge that the impact rates have uncertainties (i.e., $0.005^{+0.006}_{-0.003}$ per year, Zahnle et al., 2003), because of an incomplete understanding of comets (e.g., number, mass, size). Nevertheless, both of these impact rates rule out the older age estimates (i.e., 1000 Myr, Neish & Lorenz, 2012; Hedgepeth et al., 2022).

As mentioned in Section 1, the age that we derive is most accurately referred to as the crater retention age; it indicates the duration over which a surface can retain observable craters (in this case, observable in Cassini remote sensing observations). A crater retention age may reflect the time since a resurfacing event (e.g., the eruption of the lunar maria). Alternatively, it may reflect the balance between crater formation and destruction rates. For example, Earth’s crater retention age is a few hundred million years (Kenkmann, 2021), which reflects erosion and burial processes, along with active tectonism. On Titan, several exogenic and endogenic processes can erase craters after they are formed, including fluvial erosion and infill, aeolian infill, viscoelastic relaxation, and resurfacing due to cryovolcanism (Neish et al., 2013, 2016; Schurmeier et al., 2024; L. A. Soderblom et al., 2009; J. M. Soderblom et al., 2010; Radebaugh et al., 2011). Thus, our derived surface age of a few hundred million years can be used to infer the rates of different processes on Titan (i.e., erosion and/or relaxation).

Some of these crater-erasing processes correlate with the presence of methane in Titan’s atmosphere, through the influence of its methane-based hydrological cycle. The lifetime of Titan’s atmosphere has been estimated from a number of different sources, and ranges from 30 Myr to 300–500 Myr (Hörst, 2017). It would take ~ 30 Myr to destroy the current methane in Titan’s atmosphere due to photolysis (Yung et al., 1984; Wilson & Atreya, 2004), but most ages from the models based on isotopes and/or ions overlap around 300–500 Myr (Nixon et al., 2012; Mandt et al., 2012; Hörst et al., 2008). Intriguingly, these ages overlap with our estimated age based on impact craters over the methane-clathrate layer.

There are several different ways of explaining this correlation. If methane outgassed from the interior ~ 500 Myr ago (Tobie et al., 2006), it may have resulted in a global surface methane–nitrogen ocean that could have efficiently erased existing craters and prevented the formation of observable craters in the marine environment. Indeed, Cassini’s observations revealed a dearth of craters in Titan’s lowlands, consistent with this idea (Neish & Lorenz, 2014). Although Cassini observations found methane lakes to be constrained to the polar regions (Stofan et al., 2007; Hayes et al., 2008), it is possible that a global methane ocean existed on Titan in the past (Burr et al., 2013; Larsson & McKay, 2013). The proposed timescale of the past ocean is 300–600 Myr (Larsson & McKay, 2013), which is comparable to our estimates. As such, the observable craters on Titan might have formed after the global ocean had disappeared or been reduced in size. If the lowlands are merely liquid-saturated layers, and not completely submerged, that could also prevent the formation of observable craters (Neish & Lorenz, 2014; Wakita et al., 2022), but it may not be as effective at erasing pre-existing craters.

A large, catastrophic event could have also influenced Titan’s surface a few hundred million years ago. There are several possibilities, including a global resurfacing event due to rapid climate change (Moore & Nimmo, 2012) and the formation of the Saturnian ring (Wisdom et al., 2022; Teodoro et al., 2023), or the formation of Titan itself (Mosqueira

& Estrada, 2003; Canup & Ward, 2006; Anderson et al., 2021; Sekine et al., 2011; Asphaug & Reufer, 2013). Although Titan’s formation age is also uncertain, as well as its formation process, a relatively recent event could have erased previously existing geological features. Wisdom et al. (2022) demonstrated that the destruction of the putative Chrysalis moon could have created Saturn’s rings, and fragments of that body might have contributed to multiple impact events on Titan. Note that they suggested that this destruction occurred around 100–200 Myr ago, close to our estimated surface age. Teodoro et al. (2023) also argued that the collisions between mid-sized moons caused the formation of Saturnian rings, which could provide additional debris that could impact Titan. If one or several large fragments were big enough to melt Titan’s surface, it might globally refresh Titan’s surface. These large impact events might have released a significant amount of methane from any clathrate layers there (Wakita, Johnson, Soderblom, Steckloff, et al., 2025), further altering Titan’s climate and hence the exogenic processes occurring there. We note, however, that the impact velocity of planetocentric impactors is about one-third that of heliocentric impactors (Bell, 2020), resulting in the crater size being halved. If planetocentric impactors significantly contribute to Titan’s current surface crater population, a revised analysis that includes the flux of these impactors would be required.

4.2 The possible presence of a methane-clathrate layer

We suggest that Titan’s current crater size-frequency distribution might indicate the presence of a methane-clathrate layer, consistent with previous work (e.g., Schurmeier et al., 2024). The observed cumulative crater count shows a change in slope for mid-sized craters of 45.25–90.50 km in diameter (i.e., $32\sqrt{2}$ – $64\sqrt{2}$ km, see Figures 3b and S3a), consistent with a change in slope for our methane clathrate models that relates to the jump in crater diameter when transient craters breach the clathrate layer. To assess the presence of a slope change in the crater data, we conduct a Monte Carlo simulation based on the observed data by considering the crater diameters with their errors (Supplementary Text S2). We confirm the slope of -0.18 for the $32\sqrt{2}$ – $64\sqrt{2}$ km crater range is noticeably shallower than the slope for the larger or smaller crater size ranges (see Supplementary Text S2 and Figure S3B). Additionally, we compare observed ‘binned’ crater count with a ‘raw’ cumulative crater count (Figure S4). Note that the ‘raw’ count is not the exact raw count but is corrected based on the probability of detection (Hedgepeth et al., 2020). The ‘raw’ count also exhibits a clear slope change. Using our crater scaling laws, we also found a methane-clathrate layer better represents the change in slope in the cumulative crater count than a 0 km thick layer (i.e., pure water-ice layer). In addition to reproducing this change in slope, the 5 km case represents the best-fit to the cumulative crater count (Figure 3b). Although there are several assumptions in deriving the crater scaling laws to illustrate those slopes (such as 45° impacts at 10.5 km/s), the presence of a methane-clathrate layer may better explain the present crater distribution on Titan. If methane raining onto the surface results in the formation of a methane-clathrate layer, our surface age could therefore indicate a minimum age for the methane cycle on Titan.

It is also important to note, however, that other conditions can accomplish the temperature profile of a methane-clathrate layer. Downey and Nimmo (2025) find that a surface heat flux of 25-km-thick fully conductive water-ice crust could be as high as 42 mW/m² due to tidal heating. A 42 mW/m² surface heat flux would result in a thermal gradient that is three times steeper than for our pure water-ice case (Kalousová & Sotin, 2020), and is most similar to our 10-km-thick methane-clathrate-layer case. The scaling law for such a target would approach those for our methane-clathrate cases (Figure 2b). If surface methane-clathrate is included with tidal heating, the convective temperature increases (Kalousová & Sotin, 2020), which should lead to a thinner stagnant lid and a decrease in the diameter of the jump observed in our scaling laws. Alternatively, an organic layer could have a lower thermal conductivity than that of methane clathrate, which would lead to enhanced subsurface temperatures (Schurmeier & Dombard, 2018). Nonetheless,

if such a layer is thin (i.e., ~ 100 m), its temperature gradient won't be comparable to that of a thick (> 5 km) methane clathrate layer.

5 Conclusions

We simulate impacts into a Titan-like target with and without a methane-clathrate layer to revise its surface age. We have derived new crater scaling laws according to the thickness of the methane-clathrate layer. Impact craters formed in a target with a surface layer of methane clathrates are about 1.7 times larger than those formed in a pure water-ice target, when the impactor diameter is between 3 km and 16 km (see Figure 2a). While these scaling laws are unique to Titan, our results highlight the importance of clathrates on crater formation and indicate that their insulating effects should be considered when studying impacts on any world with significant clathrate deposits. On Titan, this effect results in a younger estimated surface age if a surface methane-clathrate layer is included in the model, as compared to a pure water ice target. Our results indicate that the size-frequency distribution of craters on Titan is more consistent with a surface methane-clathrate layer, supporting this younger age. Our revised estimate of Titan's surface age is 300–340 Myr, assuming the presence of a surface methane-clathrate layer, which is a narrower range compared to the previous estimate of 200–1000 Myr (Neish & Lorenz, 2012; Hedgpeth et al., 2020). Our findings provide insights into the landscape evolution of Titan, and may be consistent with the inferred lifetime of Titan's methane-rich atmosphere (Hörst, 2017). Alternatively, our results may imply that a past global ocean or a global resurfacing event occurred a few hundred million years ago on Titan, potentially due to global climate change, or multiple large impacts associated with the Saturnian ring formation (e.g., Moore & Nimmo, 2012; Neish & Lorenz, 2014; Wisdom et al., 2022; Teodoro et al., 2023).

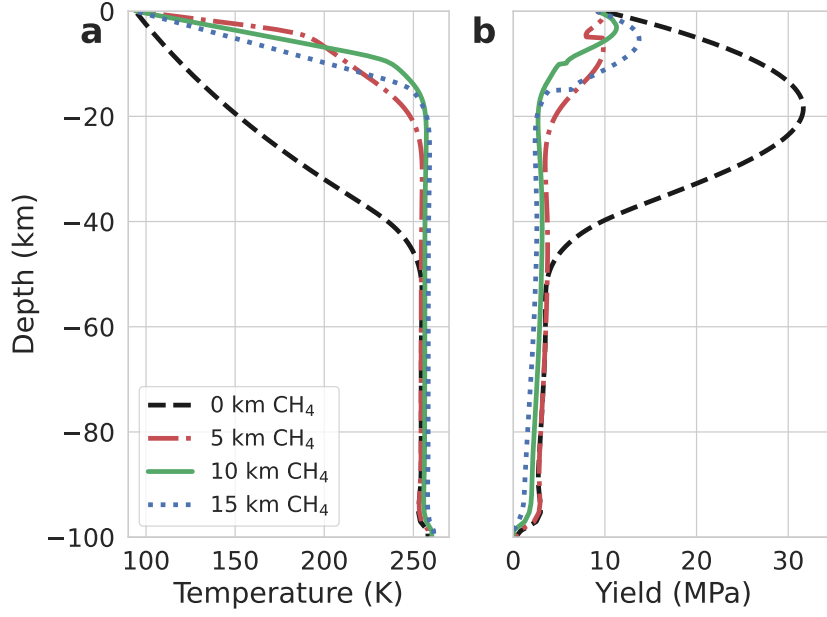


Figure 1. Variations in temperature (a) and yield strength (b) with depth from Titan's surface. Each line depicts a different methane-clathrate thickness (see legend). The temperature profiles follow the 1 mm ice grain results of Kalousová and Sotin (2020). We model the yield strength based on temperature and other material parameters (see Wakita et al., 2022, 2023).

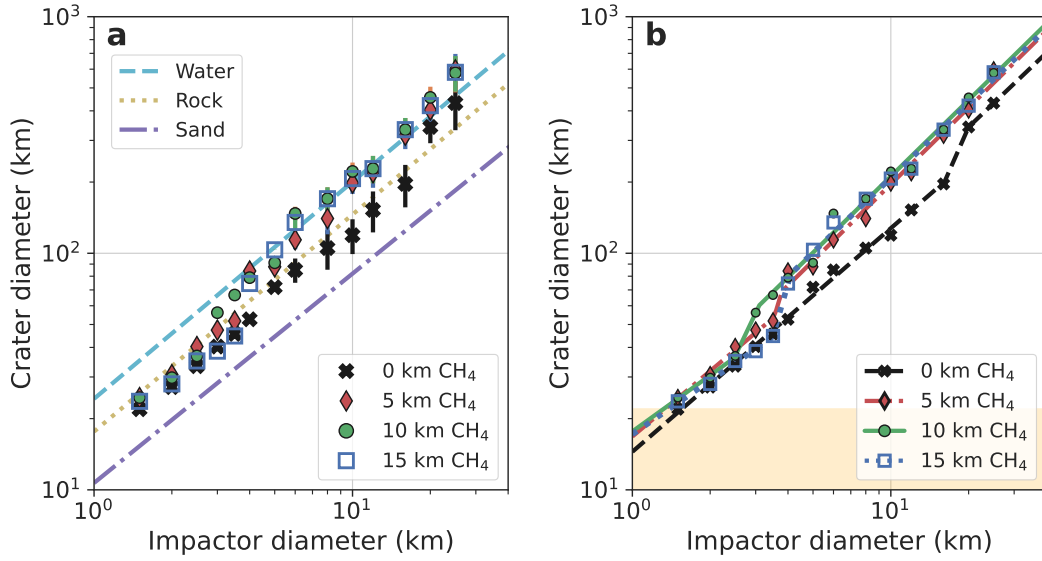


Figure 2. Crater diameter as a function of impactor diameter. Each color depicts a different methane-clathrate thickness (see legend). Symbols in panel a represent our impact simulation results with error bars (see Tables S1 and S2). Also shown on Panel a are published crater scaling laws for water (Artemieva & Lunine, 2005), rock (Johnson et al., 2016), and sand (Korycansky & Zahnle, 2005). Panel b indicates our crater scaling laws for different methane-clathrate layer thickness (see Equations (1)–(4)). The shaded region indicates craters less than 22 km in diameter, which are influenced by Titan's atmosphere (e.g., Artemieva & Lunine, 2003).

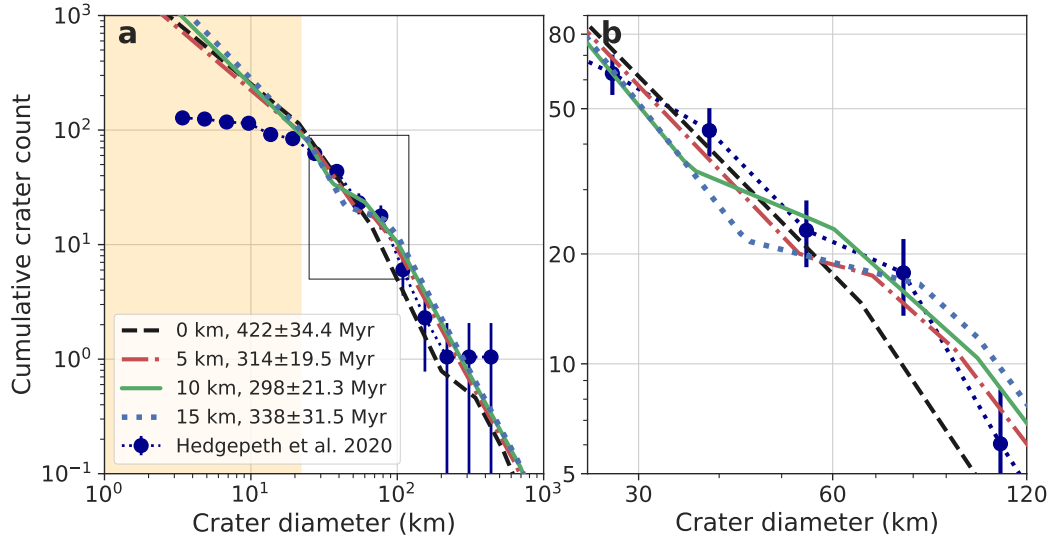


Figure 3. Cumulative crater count as a function of crater diameter. Each symbol and line depicts a fit to a different methane-clathrate thickness (see legend). The darkblue dotted line shows Titan’s observed crater count (Hedgepeth et al., 2020). The shaded region indicates craters less than 22 km, which is the lower limit of our results. Note that those craters are affected by Titan’s atmosphere, hence the drop off from the trend line. Panel b shows the inset of Panel a (a black box), so the details near the change in slope can be seen more clearly.

6 Open Research

All of our results were produced using iSALE-2D and our input and output files will be available in Wakita, Johnson, Soderblom, and Neish (2025). Please note that iSALE-2D is distributed on a case-by-case basis to academic users in the impact community. It requires registration from the iSALE webpage (<https://isale-code.github.io/>); computational requirements are listed there.

Acknowledgments

This work was supported by NASA Cassini Data Analysis Program grant 80NSSC23K0218. We gratefully acknowledge the developers of iSALE-2D, including Gareth Collins, Kai Wünnemann, Dirk Elbeshausen, Tom Davison, Boris Ivanov, and Jay Melosh. This research was supported in part through computational resources provided by Information Technology at Purdue, West Lafayette, Indiana.

Conflict of Interest

The authors declare no conflicts of interest relevant to this study.

References

- Amsden, A., Ruppel, H., & Hirt, C. (1980, June). SALE: A simplified ALE computer program for fluid flow at all speeds. *Los Alamos National Laboratories Report, LA-8095*(101). doi: 10.2172/5176006
- Anderson, S. E., Mousis, O., & Ronnet, T. (2021, March). Formation Conditions of Titan’s and Enceladus’s Building Blocks in Saturn’s Circumplanetary Disk. *The Planetary Science Journal*, 2(2), 50. doi: 10.3847/PSJ/abe0ba
- Artemieva, N., & Lunine, J. (2003, August). Cratering on Titan: Impact melt, ejecta, and the fate of surface organics. *Icarus*, 164(2), 471–480. doi: 10.1016/S0019-1035(03)00148-9
- Artemieva, N., & Lunine, J. I. (2005, June). Impact cratering on Titan II. Global melt, escaping ejecta, and aqueous alteration of surface organics. *Icarus*, 175(2), 522–533. doi: 10.1016/j.icarus.2004.12.005
- Asphaug, E., & Reufer, A. (2013, March). Late origin of the Saturn system. *Icarus*, 223(1), 544–565. doi: 10.1016/j.icarus.2012.12.009
- Bell, S. W. (2020). Relative Crater Scaling Between the Major Moons of Saturn: Implications for Planetocentric Cratering and the Surface Age of Titan. *Journal of Geophysical Research: Planets*, 125(7), e2020JE006392. doi: 10.1029/2020JE006392
- Birch, S. P. D., Hayes, A. G., Dietrich, W. E., Howard, A. D., Bristow, C. S., Malaska, M. J., ... Lopes, R. M. C. (2017, January). Geomorphologic mapping of titan’s polar terrains: Constraining surface processes and landscape evolution. *Icarus*, 282, 214–236. doi: 10.1016/j.icarus.2016.08.003
- Bjornnes, E., Johnson, B. C., Silber, E. A., Singer, K. N., & Evans, A. J. (2022). Ice Shell Structure of Ganymede and Callisto Based on Impact Crater Morphology. *Journal of Geophysical Research: Planets*, 127(4), e2021JE007028. doi: 10.1029/2021JE007028
- Bray, V. J., Collins, G. S., Morgan, J. V., Melosh, H. J., & Schenk, P. M. (2014, March). Hydrocode simulation of Ganymede and Europa cratering trends – How thick is Europa’s crust? *Icarus*, 231, 394–406. doi: 10.1016/j.icarus.2013.12.009
- Broadfoot, A. L., Sandel, B. R., Shemansky, D. E., Holberg, J. B., Smith, G. R., Strobel, D. F., ... Linick, S. (1981, April). Extreme Ultraviolet Observations from Voyager 1 Encounter with Saturn. *Science*, 212(4491), 206–211. doi:

- 10.1126/science.212.4491.206
- Burr, D. M., Perron, J. T., Lamb, M. P., Irwin, R. P., Collins, G. C., Howard, A. D., ... Black, B. A. (2013, March). Fluvial features on Titan: Insights from morphology and modeling. *GSA Bulletin*, 125(3-4), 299–321. doi: 10.1130/B30612.1
- Canup, R. M., & Ward, W. R. (2006, June). A common mass scaling for satellite systems of gaseous planets. *Nature*, 441(7095), 834–839. doi: 10.1038/nature04860
- Carnahan, E., Vance, S. D., Hesse, M. A., Journaux, B., & Sotin, C. (2022). Dynamics of Mixed Clathrate-Ice Shells on Ocean Worlds. *Geophysical Research Letters*, 49(8), e2021GL097602. doi: 10.1029/2021GL097602
- Castillo-Rogez, J. C., & Lunine, J. I. (2010). Evolution of Titan’s rocky core constrained by Cassini observations. *Geophysical Research Letters*, 37(20), L20205. doi: 10.1029/2010GL044398
- Choukroun, M., Grasset, O., Tobie, G., & Sotin, C. (2010, February). Stability of methane clathrate hydrates under pressure: Influence on outgassing processes of methane on Titan. *Icarus*, 205(2), 581–593. doi: 10.1016/j.icarus.2009.08.011
- Collins, G. S., Elbeshausen, D., Davison, T. M., Wünnemann, K., Ivanov, B., & Melosh, H. J. (2016, July). iSALE-Dellen manual. doi: 10.6084/m9.figshare.3473690.v2
- Collins, G. S., Melosh, H. J., & Ivanov, B. A. (2004, February). Modeling damage and deformation in impact simulations. *Meteoritics and Planetary Science*, 39, 217–231. doi: 10.1111/j.1945-5100.2004.tb00337.x
- Corlies, P., Hayes, A. G., Birch, S. P. D., Lorenz, R., Stiles, B. W., Kirk, R., ... Iess, L. (2017). Titan’s Topography and Shape at the End of the Cassini Mission. *Geophysical Research Letters*, 44(23), 11,754–11,761. doi: 10.1002/2017GL075518
- Crósta, A. P., Silber, E. A., Lopes, R. M. C., Johnson, B. C., Bjonnes, E., Malaska, M. J., ... Soderblom, J. M. (2021, December). Modeling the formation of Menrva impact crater on Titan: Implications for habitability. *Icarus*, 370, 114679. doi: 10.1016/j.icarus.2021.114679
- Downey, B. G., & Nimmo, F. (2025, February). Titan’s spin state as a constraint on tidal dissipation. *Science Advances*, 11(6), eadl4741. doi: 10.1126/sciadv.adl4741
- Durham, W. B., Kirby, S. H., Stern, L. A., & Zhang, W. (2003, April). The strength and rheology of methane clathrate hydrate. *Journal of Geophysical Research: Solid Earth*, 108(B4), 2182. doi: 10.1029/2002JB001872
- Hartmann, W. K. (1966, January). Martian Cratering. *Icarus*, 5(1), 565–576. doi: 10.1016/0019-1035(66)90071-6
- Hayes, A., Aharonson, O., Callahan, P., Elachi, C., Gim, Y., Kirk, R., ... Wall, S. (2008). Hydrocarbon lakes on Titan: Distribution and interaction with a porous regolith. *Geophysical Research Letters*, 35(9), L09204. doi: 10.1029/2008GL033409
- Hedgepeth, J. E., Buffo, J. J., Chivers, C. J., Neish, C. D., & Schmidt, B. E. (2022, February). Modeling the Distribution of Organic Carbon and Nitrogen in Impact Crater Melt on Titan. *The Planetary Science Journal*, 3(2), 51. doi: 10.3847/PSJ/ac4d9c
- Hedgepeth, J. E., Neish, C. D., Turtle, E. P., Stiles, B. W., Kirk, R., & Lorenz, R. D. (2020, July). Titan’s impact crater population after Cassini. *Icarus*, 344, 113664. doi: 10.1016/j.icarus.2020.113664
- Hörst, S. M. (2017). Titan’s atmosphere and climate. *Journal of Geophysical Research: Planets*, 122(3), 432–482. doi: 10.1002/2016JE005240
- Hörst, S. M., Vuitton, V., & Yelle, R. V. (2008). Origin of oxygen species in Titan’s atmosphere. *Journal of Geophysical Research: Planets*, 113(E10). doi: 10

- .1029/2008JE003135
- Ivanov, B. A., Deniem, D., & Neukum, G. (1997). Implementation of dynamic strength models into 2D hydrocodes: Applications for atmospheric breakup and impact cratering. *International Journal of Impact Engineering*, 20(1), 411–430. doi: 10.1016/S0734-743X(97)87511-2
- Ivanov, B. A., Langenhorst, F., Deutsch, A., & Hornemann, U. (2002, January). How strong was impact-induced CO₂ degassing in the Cretaceous-Tertiary event? Numerical modeling of shock recovery experiments. In C. Koeberl & K. G. MacLeod (Eds.), *Catastrophic events and mass extinctions: Impacts and beyond* (Vol. 356, p. 0). Boulder, CO: Geological Society of America. doi: 10.1130/0-8137-2356-6.587
- Johnson, B. C., Collins, G. S., Minton, D. A., Bowling, T. J., Simonson, B. M., & Zuber, M. T. (2016, June). Spherule layers, crater scaling laws, and the population of ancient terrestrial impactors. *Icarus*, 271, 350–359. doi: 10.1016/j.icarus.2016.02.023
- Kalousová, K., & Sotin, C. (2020, July). The Insulating Effect of Methane Clathrate Crust on Titan’s Thermal Evolution. *Geophysical Research Letters*, 47(13), e2020GL087481. doi: 10.1029/2020GL087481
- Kalousová, K., Wakita, S., Sotin, C., Neish, C. D., Soderblom, J. M., Souček, O., & Johnson, B. C. (2024). Evolution of Impact Melt Pools on Titan. *Journal of Geophysical Research: Planets*, 129(3), e2023JE008107. doi: 10.1029/2023JE008107
- Kenkmann, T. (2021). The terrestrial impact crater record: A statistical analysis of morphologies, structures, ages, lithologies, and more. *Meteoritics & Planetary Science*, 56(5), 1024–1070. doi: 10.1111/maps.13657
- Korycansky, D., & Zahnle, K. (2005, June). Modeling crater populations on Venus and Titan. *Planetary and Space Science*, 53(7), 695–710. doi: 10.1016/j.pss.2005.03.002
- Kuiper, G. P. (1944, November). Titan: A Satellite with an Atmosphere. *The Astrophysical Journal*, 100, 378. doi: 10.1086/144679
- Larsson, R., & McKay, C. P. (2013, April). Timescale for oceans in the past of Titan. *Planetary and Space Science*, 78, 22–24. doi: 10.1016/j.pss.2012.12.001
- Levi, A., Sasselov, D., & Podolak, M. (2014, August). STRUCTURE AND DYNAMICS OF COLD WATER SUPER-EARTHS: THE CASE OF OCCLUDED CH₄ AND ITS OUTGASSING. *The Astrophysical Journal*, 792(2), 125. doi: 10.1088/0004-637X/792/2/125
- Lorenz, R. D., Wood, C. A., Lunine, J. I., Wall, S. D., Lopes, R. M., Mitchell, K. L., ... Stofan, E. R. (2007). Titan’s young surface: Initial impact crater survey by Cassini RADAR and model comparison. *Geophysical Research Letters*, 34(7). doi: 10.1029/2006GL028971
- Mandt, K. E., Waite, J. H., Teolis, B., Magee, B. A., Bell, J., Westlake, J. H., ... Lunine, J. I. (2012, April). The 12C/13C ratio on Titan from Cassini INMS measurements and implications for the evolution of methane. *The Astrophysical Journal*, 749(2), 160. doi: 10.1088/0004-637X/749/2/160
- Melosh, H. J., Ryan, E. V., & Asphaug, E. (1992, September). Dynamic fragmentation in impacts - Hydrocode simulation of laboratory impacts. *Journal of Geophysical Research: Planets*, 97, 14. doi: 10.1029/92JE01632
- Miller, K. E., Glein, C. R., & Waite, J. H. (2019, January). Contributions from Accreted Organics to Titan’s Atmosphere: New Insights from Cometary and Chondritic Data. *The Astrophysical Journal*, 871(1), 59. doi: 10.3847/1538-4357/aaf561
- Moore, J. M., & Nimmo, F. (2012, March). Does Titan’s Landscape Betray the Late Acquisition of Its Current Atmosphere? , 1248.
- Moore, J. M., & Pappalardo, R. T. (2011, April). Titan: An exogenic world? *Icarus*, 212(2), 790–806. doi: 10.1016/j.icarus.2011.01.019

- Mosqueira, I., & Estrada, P. R. (2003, May). Formation of the regular satellites of giant planets in an extended gaseous nebula I: Subnebula model and accretion of satellites. *Icarus*, *163*(1), 198–231. doi: 10.1016/S0019-1035(03)00076-9
- Neish, C., Kirk, R., Lorenz, R., Bray, V., Schenk, P., Stiles, B., ... Hayes, A. (2013, March). Crater topography on Titan: Implications for landscape evolution. *Icarus*, *223*(1), 82–90. doi: 10.1016/j.icarus.2012.11.030
- Neish, C., & Lorenz, R. (2012, January). Titan’s global crater population: A new assessment. *Planetary and Space Science*, *60*(1), 26–33. doi: 10.1016/j.pss.2011.02.016
- Neish, C., & Lorenz, R. (2014, January). Elevation distribution of Titan’s craters suggests extensive wetlands. *Icarus*, *228*, 27–34. doi: 10.1016/j.icarus.2013.09.024
- Neish, C., Molaro, J., Lora, J., Howard, A., Kirk, R., Schenk, P., ... Lorenz, R. (2016, May). Fluvial erosion as a mechanism for crater modification on Titan. *Icarus*, *270*, 114–129. doi: 10.1016/j.icarus.2015.07.022
- Nesvorný, D., Dones, L., Prá, M. D., Womack, M., & Zahnle, K. J. (2023, August). Impact Rates in the Outer Solar System. *The Planetary Science Journal*, *4*(8), 139. doi: 10.3847/PSJ/ace8ff
- Nesvorný, D., Vokrouhlický, D., Dones, L., Levison, H. F., Kaib, N., & Morbidelli, A. (2017, August). Origin and Evolution of Short-period Comets. *The Astrophysical Journal*, *845*(1), 27. doi: 10.3847/1538-4357/aa7cf6
- Nixon, C. A., Temelso, B., Vinatier, S., Teanby, N. A., Bézard, B., Achterberg, R. K., ... Flasar, F. M. (2012, April). Isotopic ratios in Titan’s methane: Measurements and modeling. *The Astrophysical Journal*, *749*(2), 159. doi: 10.1088/0004-637X/749/2/159
- Radebaugh, J., Lorenz, R. D., Wall, S. D., Kirk, R. L., Wood, C. A., Lunine, J. I., ... Schaller, E. L. (2011, January). Regional geomorphology and history of Titan’s Xanadu province. *Icarus*, *211*(1), 672–685. doi: 10.1016/j.icarus.2010.07.022
- Schurmeier, L. R., Brouwer, G. E., Kay, J. P., Fagents, S. A., Marusiak, A. G., & Vance, S. D. (2024, September). Rapid Impact Crater Relaxation Caused by an Insulating Methane Clathrate Crust on Titan. *The Planetary Science Journal*, *5*(9), 211. doi: 10.3847/PSJ/ad7018
- Schurmeier, L. R., & Dombard, A. J. (2018, May). Crater relaxation on Titan aided by low thermal conductivity sand infill. *Icarus*, *305*, 314–323. doi: 10.1016/j.icarus.2017.10.034
- Sekine, Y., Genda, H., Sugita, S., Kadono, T., & Matsui, T. (2011, June). Replacement and late formation of atmospheric N₂ on undifferentiated Titan by impacts. *Nature Geoscience*, *4*(6), 359–362. doi: 10.1038/ngeo1147
- Shoemaker, E. M. (1962). Interpretation of lunar craters. In Z. Kopal (Ed.), *Physics and astronomy of the Moon* (pp. 283–359). Academic Press. doi: 10.1016/B978-1-4832-3240-9.50012-2
- Silber, E. A., & Johnson, B. C. (2017). Impact Crater Morphology and the Structure of Europa’s Ice Shell. *Journal of Geophysical Research: Planets*, *122*(12), 2685–2701. doi: 10.1002/2017JE005456
- Sloan, E. D. J., Koh, C. A., & Koh, C. A. (2007). *Clathrate Hydrates of Natural Gases* (3rd ed.). Boca Raton: CRC Press. doi: 10.1201/9781420008494
- Soderblom, J. M., Brown, R. H., Soderblom, L. A., Barnes, J. W., Jaumann, R., Mouélic, S. L., ... Buratti, B. J. (2010, August). Geology of the Selk crater region on Titan from Cassini VIMS observations. *Icarus*, *208*(2), 905–912. doi: 10.1016/j.icarus.2010.03.001
- Soderblom, L. A., Brown, R. H., Soderblom, J. M., Barnes, J. W., Kirk, R. L., Sotin, C., ... Nicholson, P. D. (2009, December). The geology of Hotei Regio, Titan: Correlation of Cassini VIMS and RADAR. *Icarus*, *204*(2), 610–618. doi: 10.1016/j.icarus.2009.07.033

- Stofan, E. R., Elachi, C., Lunine, J. I., Lorenz, R. D., Stiles, B., Mitchell, K. L., ... West, R. (2007, January). The lakes of Titan. *Nature*, 445(7123), 61–64. doi: 10.1038/nature05438
- Teodoro, L. F. A., Kegerreis, J. A., Estrada, P. R., Ćuk, M., Eke, V. R., Cuzzi, J. N., ... Sandnes, T. D. (2023, September). A Recent Impact Origin of Saturn’s Rings and Mid-sized Moons. *The Astrophysical Journal*, 955(2), 137. doi: 10.3847/1538-4357/acf4ed
- Tillotson, J. H. (1962, July). Metallic Equations of State For Hypervelocity Impact. *General Atomic Report GA-3216. 1962. Technical Report.*
- Tobie, G., Lunine, J. I., & Sotin, C. (2006, March). Episodic outgassing as the origin of atmospheric methane on Titan. *Nature*, 440(7080), 61–64. doi: 10.1038/nature04497
- Turtle, E. P., Perry, J. E., Hayes, A. G., Lorenz, R. D., Barnes, J. W., McEwen, A. S., ... Stofan, E. R. (2011, March). Rapid and Extensive Surface Changes Near Titan’s Equator: Evidence of April Showers. *Science*, 331(6023), 1414–1417. doi: 10.1126/science.1201063
- Turtle, E. P., Perry, J. E., McEwen, A. S., DelGenio, A. D., Barbara, J., West, R. A., ... Porco, C. C. (2009). Cassini imaging of Titan’s high-latitude lakes, clouds, and south-polar surface changes. *Geophysical Research Letters*, 36(2), L02204. doi: 10.1029/2008GL036186
- Turtle, E. P., & Pierazzo, E. (2001, November). Thickness of a European Ice Shell from Impact Crater Simulations. *Science*, 294(5545), 1326–1328. doi: 10.1126/science.1062492
- Vu, T. H., Choukroun, M., Sotin, C., Muñoz-Iglesias, V., & Maynard-Casely, H. E. (2020, February). Rapid Formation of Clathrate Hydrate From Liquid Ethane and Water Ice on Titan. *Geophysical Research Letters*, 47(4), e2019GL086265. doi: 10.1029/2019GL086265
- Wakita, S., Johnson, B. C., Soderblom, J. M., & Neish, C. D. (2025). *Replication Data for: A youthful Titan implied by improved impact simulations.* Harvard Dataverse [Dataset]. doi: 10.7910/DVN/NBUDTR
- Wakita, S., Johnson, B. C., Soderblom, J. M., Shah, J., & Neish, C. D. (2022, February). Methane-saturated Layers Limit the Observability of Impact Craters on Titan. *The Planetary Science Journal*, 3(2), 50. doi: 10.3847/PSJ/ac4e91
- Wakita, S., Johnson, B. C., Soderblom, J. M., Shah, J., Neish, C. D., & Steckloff, J. K. (2023, March). Modeling the Formation of Selk Impact Crater on Titan: Implications for Dragonfly. *The Planetary Science Journal*, 4(3), 51. doi: 10.3847/PSJ/acbe40
- Wakita, S., Johnson, B. C., Soderblom, J. M., Steckloff, J. K., Johnson, A. V., Neish, C. D., ... Corlies, P. (2025). Impacts Into Titan’s Methane-Clathrate Crust as a Source of Atmospheric Methane. *Journal of Geophysical Research: Planets*, 130(4), e2024JE008624. doi: 10.1029/2024JE008624
- Wilson, E. H., & Atreya, S. K. (2004). Current state of modeling the photochemistry of Titan’s mutually dependent atmosphere and ionosphere. *Journal of Geophysical Research: Planets*, 109(E6), E06002. doi: 10.1029/2003JE002181
- Wisdom, J., Dbouk, R., Militzer, B., Hubbard, W. B., Nimmo, F., Downey, B. G., & French, R. G. (2022, September). Loss of a satellite could explain Saturn’s obliquity and young rings. *Science*, 377(6612), 1285–1289. doi: 10.1126/science.abn1234
- Wünnemann, K., Collins, G. S., & Melosh, H. J. (2006, February). A strain-based porosity model for use in hydrocode simulations of impacts and implications for transient crater growth in porous targets. *Icarus*, 180, 514–527. doi: 10.1016/j.icarus.2005.10.013
- Yung, Y. L., Allen, M., & Pinto, J. P. (1984, July). Photochemistry of the atmosphere of Titan - Comparison between model and observations. *The Astrophys-*

ical Journal Supplement Series, 55, 465–506. doi: 10.1086/190963
Zahnle, K., Schenk, P., Levison, H., & Dones, L. (2003, June). Cratering rates in
the outer Solar System. *Icarus*, 163(2), 263–289. doi: 10.1016/S0019-1035(03)
00048-4