

Instance-Aligned Captions for Explainable Video Anomaly Detection

Inpyo Song
SungKyunKwan University
songinpyo@skku.edu

Minjun Joo
SungKyunKwan University
jmjs1526@skku.edu

Joonhyung Kwon
SungKyunKwan University
ludin9@skku.edu

Eunji Jeon
SungKyunKwan University
eunjiamy@skku.edu

Jangwon Lee
SungKyunKwan University
leejang@skku.edu

Abstract

Explainable video anomaly detection (VAD) is crucial for safety-critical applications, yet even with recent progress, much of the research still lacks spatial grounding, making the explanations unverifiable. This limitation is especially pronounced in multi-entity interactions, where existing explainable VAD methods often produce incomplete or visually misaligned descriptions, reducing their trustworthiness. To address these challenges, we introduce instance-aligned captions that link each textual claim to specific object instances with appearance and motion attributes. Our framework captures who caused the anomaly, what each entity was doing, whom it affected, and where the explanation is grounded, enabling verifiable and actionable reasoning. We annotate eight widely used VAD benchmarks and extend the 360-degree egocentric dataset, VIEW360, with 868 additional videos, eight locations, and four new anomaly types, creating VIEW360+, a comprehensive testbed for explainable VAD. Experiments show that our instance-level spatially grounded captions reveal significant limitations in current LLM- and VLM-based methods while providing a robust benchmark for future research in trustworthy and interpretable anomaly detection.

1. Introduction

Explainable AI has become increasingly important across machine learning applications, enabling users to understand model decisions and evaluate whether those decisions can be trusted [28, 36]. This capability is particularly crucial in safety-critical applications such as medical diagnosis and autonomous driving, where model outputs directly inform actions that affect human safety [3, 38, 41]. Explainability is also fast becoming a key requirement in the field of Video Anomaly Detection (VAD) because it can help identify false positives or negatives and provide actionable in-

sight. Therefore, recent studies in VAD shift from producing only anomaly scores or sparse heatmaps to generating textual descriptions of anomaly events by leveraging recent advances in Large Language Models (LLM) and Vision-Language Models (VLM) [23, 40, 42, 43, 47, 55, 56].

However, while these textual descriptions improve interpretability compared to score-only outputs, they still do not clearly indicate which parts of the scene the explanation refers to. Figure 1 illustrates these fundamental limitations of current explainable VAD, and also includes traditional score-only methods for comparison. Traditional Score-based methods can notify the user that an anomaly has occurred, but they do not provide information about who initiated the event or which objects or regions were affected. Text-only explanations generated by LLMs and VLMs can offer richer descriptions, yet these explanations remain ambiguous and incomplete. For instance, as shown in Figure 1, descriptions such as “an old man in a white shirt” do not provide sufficient information when multiple individuals share that appearance, and vague expressions like “in the background” fail to specify which region the explanation refers to. Existing explanations are also not aligned with any spatial evidence: LLM- and VLM-based methods generate descriptions without referencing specific objects or regions, making them unverifiable and prone to hallucination. As a result, users cannot determine **1. who** caused the anomaly, **2. what** each entity was doing, **3. whom** the event affected, and **4. where** the explanation is grounded in the video. These gaps prevent explanations from being trustworthy or actionable in real-world VAD scenarios.

To address these limitations, we introduce an instance-aligned annotation framework for video anomaly detection benchmarks, providing detailed, entity-level captions for appearance, motion, and interactions. First, to clarify **who** caused the anomaly and **whom** it affected, we annotate both perpetrators and victims or targets, enabling full interpreta-

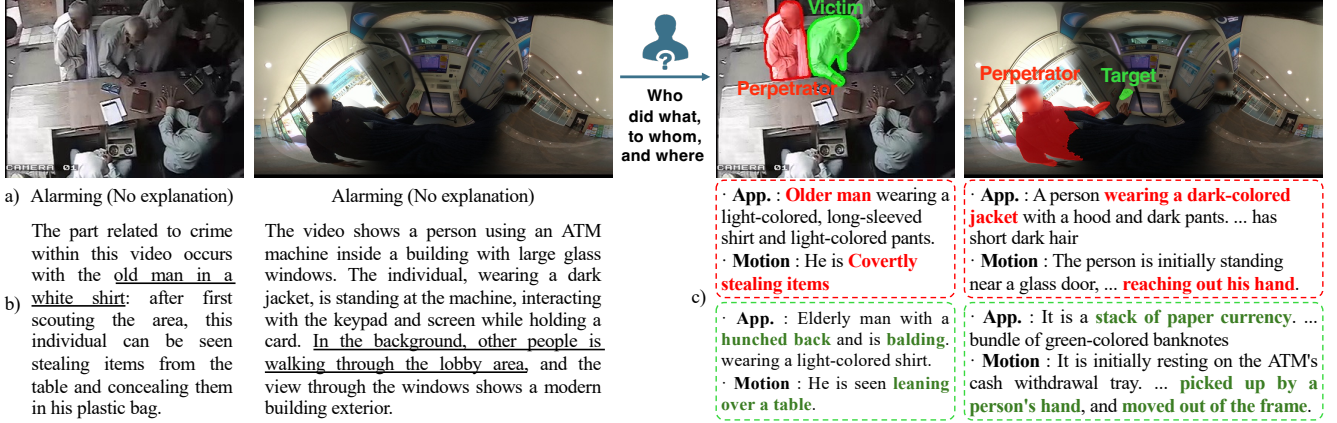


Figure 1. Comparison of anomaly understanding paradigms. (a) Traditional score-only detection raises an alert but provides no explainability. (b) LLM/VLM-based systems generate textual explanations but lack spatial grounding—when multiple people match the description or the model attends to wrong objects, explanations become ambiguous and unverifiable. (c) Our approach generates multiple captions, one for each object instance, and links them to instance segmentation masks. Each caption explicitly separates appearance (**App.**) and motion (**Motion**) attributes, capturing all participants and their actions to enable complete and verifiable scene understanding.

tion of multi-entity interactions. Second, to specify **what** each entity was doing, we provide uniformly structured descriptions that explicitly capture both appearance and motion attributes for every entity. Third, to indicate **where** each explanation is grounded in the video, we link every textual claim to its corresponding instance segmentation, producing captions precisely aligned with instance-level visual evidence. We believe this instance-level visual-text alignment via instance-aligned captions enables trustworthy and actionable explanations for video anomaly detection.

Building on this framework, we annotate eight widely used VAD benchmarks with instance-aligned captions, supporting grounded and explainable evaluation across diverse video settings [2, 19, 23, 24, 40, 54]. Among these, VIEW360 [39] stands out as a unique benchmark, differing from the other surveillance-based datasets: it offers a 360° egocentric viewpoint, features subtle anomalies designed to assist visually impaired users, and requires precise spatial understanding not demanded by conventional VAD datasets. The trustworthy and actionable explanations enabled by our instance-aligned captions are particularly valuable for this user group, making VIEW360 one of our primary testbeds. Therefore, we further extend the original VIEW360 dataset with 868 additional videos spanning eight locations and four new anomaly event types, better reflecting incidents commonly encountered by visually impaired pedestrians, such as street and traffic-related hazards, and providing richer scenes and scenarios alongside our instance-aligned captions.

In summary, we address a critical gap in explainable video anomaly detection: existing methods either provide score-only outputs or text-based explanations without verifiable spatial grounding, limiting trustworthiness and in-

terpretability. Our instance-aligned annotation framework provides detailed, entity-level captions grounded in visual evidence, enabling comprehensive reasoning about **who** caused an anomaly, **what** each entity was doing, **whom** it affected, and **where** it occurred. By extending eight public VAD benchmarks—including the egocentric VIEW360 dataset, this study establishes a rich testbed for evaluating grounded and explainable VAD.

Our experiments demonstrate that current LLM- and VLM-based methods struggle to deliver trustworthy anomaly explanations. Models often localize the wrong entity, generate text that does not correspond to the grounded region, or hallucinate extra participants, revealing large gaps between their captions and the actual visual evidence. Instance-aligned captions expose these limitations clearly: when each textual claim is tied to a specific object instance, current methods show inconsistent who–what–whom–where reasoning. This validates the need for our benchmark and highlights its role as a reliable foundation for future research in interpretable and verifiable VAD.

We believe that the combination of instance-level visual-text alignment, richly annotated datasets, and a unified evaluation protocol provides a new standard for trustworthy anomaly detection. This framework not only facilitates the rigorous assessment of existing LLM- and VLM-based approaches, but also empowers future research to develop VAD systems that are both interpretable and actionable, ultimately advancing the reliability and transparency of AI in safety-critical video understanding scenarios.

This research offers three key contributions:

- Instance-aligned captions for eight widely used VAD

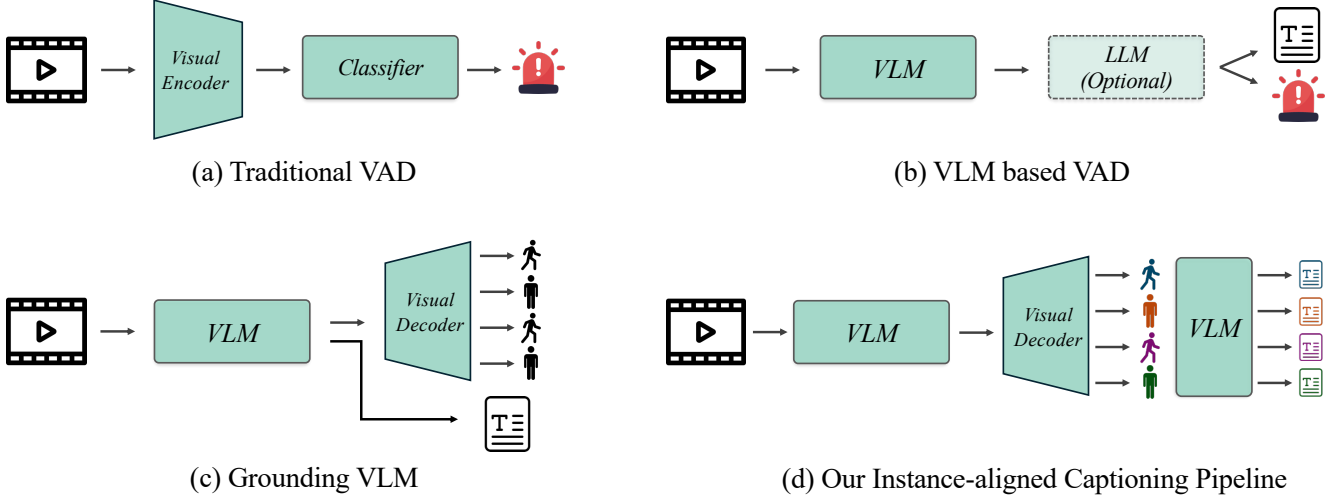


Figure 2. Comparison of anomaly-understanding paradigms. (a) Traditional VAD predicts only anomaly scores without explanations. (b) VLM-based VAD generates textual descriptions but lacks object-level grounding. (c) Grounding VLMs provide spatial localization but do not produce object-specific explanations. (d) Our instance-aligned captioning pipeline links each detected entity to its grounded instance track and generates captions for all relevant participants, enabling complete who–what–whom–where reasoning for anomaly events.

benchmarks that anchor textual explanations to verifiable visual evidence at the object-instance level, including substantial expansion of VIEW360 for 360° egocentric scenarios. To our knowledge, this is the first effort to provide such fine-grained, instance-level alignment for video anomaly detection.

- We demonstrate that spatially grounded explanations enable verifiable and trustworthy anomaly detection, establishing evaluation protocols that reveal significant limitations in explainable anomaly detection task.
- Our instance-aligned benchmark reveals clear failure modes of existing LLM- and VLM-based methods, showing misaligned captions, incorrect grounding, and frequent hallucinated entities, thereby providing actionable insights for developing more reliable and interpretable VAD systems.

2. Related Work

2.1. Video Anomaly Detection

Video anomaly detection (VAD) is typically approached via semi-supervised or weakly supervised learning. Semi-supervised methods model normal behavior using reconstruction, prediction, or one-class objectives [15, 23, 37, 58], with extensions incorporating memory mechanisms, multi-scale structures, and uncertainty-aware formulations [6, 14, 17, 52]. While this line of approaches is effective at capturing low-level regularities, they struggle to generalize to unseen or semantically complex anomalies.

Weakly supervised methods address this limitation by using coarse video-level labels and framing anomaly local-

ization as a multiple-instance learning problem [40]. Recent efforts enhance discrimination by incorporating richer temporal cues, motion or object context, and more robust supervision strategies [9, 18, 43, 50]. Additional work introduces mechanisms to handle noisy labels, improve temporal consistency, and iteratively refine pseudo-labels [12, 22, 26]. Nonetheless, weak supervision leaves a semantic and explanatory gap in VAD. Motivated by this limitation, recent studies have begun exploring large vision–language and language models to enhance semantic reasoning and interpretability.

To address this need for higher-level semantic and explanatory understanding, the field has increasingly turned to large vision–language and language models. These approaches incorporate semantic cues into weak supervision [8] and introduce causation-centered benchmarks to support more structured reasoning [11]. LLM- and VLM-based approaches further explore natural-language reasoning and video–text alignment for anomaly understanding [25, 47, 51], while open-world and open-vocabulary formulations expand detectable anomaly categories [42, 46, 48]. Other studies generate multimodal rationales or captions and demonstrate strong zero-shot generalization [10, 53, 56, 57, 59]. Collectively, these studies indicate a transition toward VAD models with stronger semantic reasoning and interpretive capabilities.

Despite this progress, explanation-based VAD methods remain loosely grounded: their textual outputs often fail to reflect what actually happens in the scene, lacking clarity about where an event occurs or which entities are involved. This ambiguity becomes critical in assistive set-

tings—especially for visually impaired users—where understanding who is involved, where the risk lies, and why the situation is abnormal is essential. Therefore, we emphasize grounded reasoning, linking each explanation to the relevant visual context, temporal progression, and the distinct roles of the entities involved.

2.2. Visual-Text Grounding

To ensure trustworthiness in safety-critical systems, textual explanations would ideally be grounded in specific visual evidence. Recent studies in Video Question Answering (VQA) [7, 20, 21, 29, 32] highlight that without explicit spatial validation, textual rationales remain ambiguous and untrustworthy. This shift underscores that for an explanation to be reliable, the link between linguistic claims and visual groundings must be transparent.

The mechanisms for this alignment have evolved significantly. Early approaches in Spatio-Temporal Video Grounding (STVG) and Referring Video Object Segmentation (RefVOS) focused on explicit localization, matching static attributes or dynamic actions to specific regions [5, 31, 44, 45, 61]. Subsequent research advanced toward implicit reasoning, where models infer target locations based on context or complex instructions [16, 33, 35, 62]. While effective for “finding” objects, these paradigms often lack the deep integration required to explain the causal and context relative nature of anomalies.

Driven by the need for finer-grained interpretability, End-to-End LMMs have pursued a unified architecture to close the gap between text generation and pixel-level segmentation [4, 30, 60]. These models are typically trained via supervised learning on large-scale datasets to ensure that every generated description is supported by visual evidence. However, their dependence on dense video-mask annotations poses a significant barrier for VAD. Furthermore, standard supervised approaches typically treat objects in isolation, often failing to capture the relative interactions (e.g., perpetrator-victim dynamics) distinct to anomalous events due to the lack of role-aware training data.

Since such fine-grained, anomaly-centric annotations are non-existent, directly applying end-to-end models to VAD is infeasible. To overcome this, we leverage SAM2 [34] within a modular pipeline. By utilizing a promptable foundation model as an annotation engine, we bypass the need for large-scale supervised learning, enabling the efficient creation of instance-aligned caption that bring more visual grounded reasoning to anomaly detection.

3. Datasets

We extend eight widely used video anomaly detection benchmarks with role-aware and spatially grounded annotations [2, 19, 23, 24, 39, 40, 54]. Our annotation pipeline produces temporal instance-aligned captions that link each

textual description to the corresponding object instance regions, enabling verifiable and instance-specific explanations.

3.1. VIEW360+

VIEW360+ is a substantial expansion of the VIEW360 dataset [39], originally introduced for anomaly detection in egocentric 360° video for visually impaired users. Figure 4 illustrates examples of abnormal events from both datasets.

The original dataset was constrained by three key limitations:

1. **Limited Scenario Coverage:** The original dataset was composed of 575 videos across only 8 public locations (Cafe, Restaurant, Bus stop, Elevator, Park, Library, Office, and ATM booth). This limited scope fails to capture the diverse, dynamic, and high-variability environments essential for robust model generalization in real-life.
2. **Narrow Anomaly Coverage:** Anomaly classes were restricted to just three types (Glance, Stealing, and Teasing). This narrow scope overlooks common high-impact threats, particularly those related to traffic incidents and complex collisions prevalent in real-world urban navigation.
3. **Coarse Spatial Localization:** The original system provided only score-based alarms and a highly coarse directional annotation simplified to three categories (Left back, Center, and Right back). This is insufficient to provide the precise spatial grounding and actionable guidance necessary for immediate, effective evasive action in a safety-critical context.

To overcome these limitations and enable robust multi-scenario anomaly understanding, we introduce VIEW360+ through a significant expansion in both scale and environmental complexity. We add 868 new videos to the original 575, resulting in a total of 1,443 videos. This increase provides the necessary scale for training and evaluating complex vision models.

Scenario Diversity. We expand the location coverage to 16 distinct scenarios, integrating complex environments where navigation hazards are frequent. The 8 new scenarios added including Store, Street, and Transportation. This expansion moves the dataset beyond static/fixed views to encompass the high-variability, dynamic environments of public transport and urban streets. This shift from limited to diverse scenarios is crucial for enhancing model generalizability against novel perspectives and environmental conditions.

Anomaly Class Expansion. We increase the anomaly coverage to 7 classes, incorporating high-impact threats that directly affect safety: Collide, Threaten, Throw and Traffic. This comprehensive set allows for the evaluation of model’s ability to detect a broader range of threats, covering both human-related social threats (e.g., Threaten, Throw) and

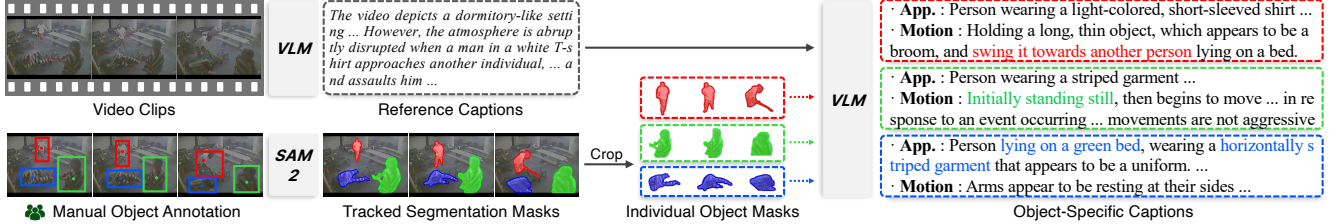


Figure 3. Our four-stage annotation pipeline for generating instance-aligned caption. Starting from video clips, we extract reference captions, manually annotate objects with bounding boxes and role labels, track them through SAM2 to produce segmentation masks, and finally generate object-specific captions by combining cropped object sequences with reference context.




Figure 4. Examples of abnormal events in VIEW360 and the expanded VIEW360+. VIEW360+ introduces new anomaly types, additional locations, and full instance-level annotations with aligned captions, enabling richer 360° anomaly understanding.

non-human/environmental hazards (e.g., Traffic, Collide).

3.2. Instance-Aligned Annotation Pipeline

Our annotation procedure consists of four stages designed to create precise correspondences between object instances and their textual descriptions (Figure 3).

1. **Reference Caption Extraction.** We obtain video-level reference captions using a vision-language model. These captions provide high-level context for object-level descriptions.
2. **Manual Object Annotation.** Annotators mark perpetrators and victims (or targets) separately with bounding boxes and positive and negative points, defining clear roles and reliable prompts for segmentation.
3. **Instance Segmentation and Tracking.** We apply SAM2 [34] using these prompts to generate frame-by-frame segmentation masks. Each object is tracked throughout the anomaly window, producing coherent instance regions over time.
4. **Object-Specific Caption Generation.** Using these in-

Table 1. Statistics of our instance-aligned annotations. “I-A Captions” denote instance-aligned textual descriptions, and the masks represent instance segmentations for perpetrators and victims or targets.

Dataset	I-A Captions	Perp. Masks	Victim/Target Masks
Ped1	55	2,389	0
Ped2	19	842	0
Avenue	29	2,096	0
ShanghaiTech	148	8,907	506
UBnormal	508	58,983	3,373
UCF-Crime	295	49,785	20,695
DoTA	1,766	52,901	12,083
VIEW360+	625	37,179	6,679
TOTAL	3445	213,082	43,336

stance tracks, we crop object-specific sequences and combine them with the reference caption context. A vision-language model then produces detailed descriptions for each object. This results in instance-aligned captions where every textual claim corresponds to a specific tracked region.

These stages produce annotations that align appearance, motion, and role information with instance-level visual evidence. This alignment enables systematic evaluation of grounded and verifiable anomaly explanations.

3.3. VAD Benchmarks

Table 1 summarizes the instance-aligned annotations we add to eight widely used VAD datasets, including UCF-Crime, ShanghaiTech, UBnormal, Avenue, Ped1, Ped2, DoTA, and the expanded VIEW360+ [2, 19, 23, 24, 39, 40, 54]. Our new annotation supplies role-aware instance masks and aligned captions for all relevant entities. This unified annotation enables grounded and explainable evaluation across a diverse range of surveillance, egocentric, and 360° scenarios.

3.4. Evaluation Metrics

We evaluate our approach using three complementary metrics that assess caption quality, spatial grounding accuracy, and their combined effectiveness.

Table 2. Experimental results on pedestrian-focused benchmarks. We report Caption quality (Cap), Spatial grounding accuracy (IoU), their harmonic mean (F_{SC}), and False Positive Entity Count (FPE).

Method	Backbone Params	Ped1				Ped2				Avenue				ShanghaiTech			
		Cap↑	IoU↑	Fsc↑	FPE↓	Cap↑	IoU↑	Fsc↑	FPE↓	Cap↑	IoU↑	Fsc↑	FPE↓	Cap↑	IoU↑	Fsc↑	FPE↓
Task-Specific Models																	
InternVL3	14B	24.86	-	-	0.44	29.17	-	-	0.17	28.81	-	-	0.24	40.73	-	-	0.93
VideoLISA	3.8B	-	2.28	-	0.06	-	2.98	-	0.0	-	13.94	-	0.0	-	3.77	-	0.56
Joint Multi-Task Models																	
VideoGLaMM	3.8B	0.65	5.39	1.16	1.39	0.83	8.07	1.51	1.58	4.29	8.87	5.78	0.43	5.80	3.20	3.17	0.57
InternVL3 + SAM2	38B	0.18	0.22	0.20	0.0	0.48	0.37	0.41	0.0	13.93	8.32	8.66	0.10	8.45	1.87	2.65	0.08
Qwen3-VL + SAM2	30B	1.82	2.08	0.79	0.31	35.79	13.55	13.53	9.50	12.86	11.35	9.81	0.67	17.16	3.00	4.30	0.63

Table 3. Experimental results on diverse anomaly scenarios including crime and traffic incidents. We report Caption quality (Cap), Spatial accuracy (IoU), their harmonic mean (F_{SC}), and False Positive Entity Count (FPE).

Method	Backbone Params	UBnormal				UCF-Crime				DoTA				VIEW360+			
		Cap↑	IoU↑	Fsc↑	FPE↓	Cap↑	IoU↑	Fsc↑	FPE↓	Cap↑	IoU↑	Fsc↑	FPE↓	Cap↑	IoU↑	Fsc↑	FPE↓
Task-Specific Models																	
InternVL3	14B	14.24	-	-	0.79	34.65	-	-	0.44	15.31	-	-	1.63	34.65	-	-	0.44
VideoLISA	3.8B	-	16.82	-	0.48	-	21.34	-	0.4	-	9.46	-	0.55	-	18.08	-	0.39
Joint Multi-Task Models																	
VideoGLaMM	3.8B	8.81	10.62	9.63	0.67	3.73	21.96	6.20	1.0	3.67	42.22	6.57	1.18	0.30	6.50	0.37	1.28
InternVL3 + SAM2	38B	12.85	8.23	7.34	0.14	15.92	19.19	12.32	0.25	8.29	6.29	5.33	0.13	10.66	10.80	8.77	0.19
Qwen3-VL + SAM2	30B	27.38	33.65	25.56	2.76	19.08	27.80	17.16	0.37	22.30	13.54	13.77	2.10	21.97	26.23	20.89	0.59

Table 4. Divided results of Perpetrator and Victim/Target

Method	Perpetrator			Victim/Target		
	Cap \uparrow	IoU \uparrow	$F_{SC}\uparrow$	Cap \uparrow	IoU \uparrow	$F_{SC}\uparrow$
VideoLISA	-	28.20	-	-	13.88	-
InternVL3 38B + SAM2	22.13	23.49	17.01	4.68	10.38	3.63
Qwen3-VL 30B + SAM2	25.90	37.12	23.37	4.71	7.98	4.13
VideoGLaMM	5.42	21.49	8.66	2.03	22.43	3.73

Caption Quality. We evaluate generated captions using GPT-4o-mini [1] as an automated judge, following established practices in video understanding tasks [27]. Given a reference caption and a generated caption, GPT scores their alignment across three dimensions: visual features (entity appearance including clothing, objects, and physical characteristics), motion features (behavior and movement patterns), and semantic equivalence (whether core meanings align despite different wording). This automated evaluation provides consistent scoring without requiring human annotation for every sample.

Spatial Grounding Accuracy. We measure spatial grounding by computing the Intersection over Union (IoU) between predicted segmentation masks and ground-truth masks:

$$\text{IoU} = \frac{|\text{Prediction} \cap \text{Ground Truth}|}{|\text{Prediction} \cup \text{Ground Truth}|} \quad (1)$$

This metric directly quantifies how accurately the model localizes objects mentioned in its explanations.

Joint Segmentation-Caption Score. Effective anomaly explanations require both accurate descriptions and correct spatial grounding. A perfect caption with incorrect localization fails to guide users to the relevant region, while accurate masks with wrong descriptions provide misleading information. Neither scenario is acceptable in safety-critical applications.

To capture this joint requirement, we compute the harmonic mean of caption quality and spatial grounding accuracy:

$$F_{SC} = 2 \cdot \frac{\text{Caption Score} \times \text{IoU}}{\text{Caption Score} + \text{IoU}} \quad (2)$$

The harmonic mean naturally penalizes imbalanced performance, ensuring that models must excel at both captioning and grounding to achieve high scores. This metric reflects the practical requirement that explanations must be simultaneously accurate and spatially verifiable.

False Positive Entity Count. We quantify over-detection by measuring how many predicted entities are incorrectly identified as anomaly-related. For each video, we count predicted actors or victims/targets that do not match any ground-truth instance based on IoU, and report the average across all videos. This False Positive Entity count (FPE) captures how often a model hallucinates extra participants, providing a complementary measure of reliability. Lower values indicate more precise and trustworthy grounded predictions.

4. Experimental Results

4.1. Baselines

To evaluate grounded anomaly explanations, we consider baselines that provide (1) captions only, (2) segmentation only, (3) both modalities jointly, or (4) both modalities in a multi-stage automatic pipeline.

VLM (Caption Only) We use a vision–language model to generate descriptions for the perpetrator and the victim or target. This baseline evaluates caption quality without any spatial grounding.

VideoLISA (Segmentation Only) VideoLISA directly predicts segmentation masks for the perpetrator and the victim or target. Since it does not generate text, this baseline isolates spatial localization performance.

VideoGLaMM (Caption + Segmentation) VideoGLaMM generates both captions and segmentation masks in a single model. It produces multi-entity captions separated by [SEG] tokens and then predicts a mask for each token using SAM2. We match each predicted entity to ground-truth by mIoU of the generated masks, and then compute caption quality on the matched pairs.

VLM + SAM2 (Multi-Stage Caption + Segmentation) We also construct a multi-stage baseline by combining a general-purpose VLM with SAM2. The VLM first predicts bounding boxes for the anomalous entities, and SAM2 tracks these boxes to produce segmentation masks. Object-specific highlighted video [13] are then passed back to the VLM to generate captions for each tracked instance. This pipeline mirrors our annotation process but operates fully automatically. We evaluate two leading VLMs, Qwen3-VL and InternVL3 [49, 63].

4.2. Quantitative Results

We evaluate grounded anomaly explanations across pedestrian-focused datasets (Table 2), diverse anomaly scenarios (Table 3), and role-specific performance (Table 4). The results highlight complementary strengths and limitations of caption-only, segmentation-only, joint, and multi-stage baselines.

Task-specific models offer stable but incomplete explanations. Caption-only models (e.g., InternVL3 14B) and segmentation-only models (VideoLISA) generally exhibit low false positive entity counts (FPE typically below 0.5), indicating that they rarely hallucinate extra participants. However, both suffer from structural limitations: caption-only systems provide no spatial grounding, and segmentation-only systems offer no semantic reasoning. Consequently, although these models appear “safe” in terms of FPE, their explanations are fundamentally incomplete and cannot be trusted in safety-critical settings.

VideoGLaMM provides reasonable localization but inconsistent grounding. VideoGLaMM often produces higher IoU than other single-stage models: for example, strong spatial localization on DoTA and moderate performance on UBnormal. However, its caption scores remain low across nearly all datasets. This mismatch yields low harmonic scores F_{SC} , indicating that its masks and textual descriptions frequently refer to different objects. Such misalignment undermines the reliability of its explanations despite occasionally strong IoU.

Multi-stage VLM+SAM2 pipelines achieve the strongest overall performance. The two-stage baselines, which first localize objects via a VLM and then produce segmentation tracks with SAM2, deliver the most consistent grounded explanations. Qwen3-VL + SAM2 achieves balanced performance across caption accuracy and IoU, yielding the highest F_{SC} scores on most datasets. In contrast, InternVL3 + SAM2 collapses on low-resolution benchmarks such as Ped1 and Ped2, where it fails to generate meaningful masks or captions. A notable failure mode appears in Qwen3-VL + SAM2 on Ped2, where the model produces very high FPE, often labeling nearly every visible entity as anomaly-related. Despite this, multi-stage pipelines remain the most reliable overall, demonstrating that structured instance tracking followed by object-specific captioning is crucial for coherent who–what–where reasoning.

Dataset characteristics significantly affect task difficulty. Both VideoGLaMM and VLM+SAM2 systems struggle on pedestrian datasets where anomalies are triggered by weak visual cues, such as the mere presence of a bicycle or a vehicle. These subtle signals lead to low IoU or high FPE, as the models either fail to isolate the relevant entity or over-detect unrelated objects. In contrast, crime and traffic datasets such as UCF-Crime, DoTA, and VIEW360+ contain visually salient anomalies (e.g., assault, shooting, explosion), which are easier for models to identify. This results in markedly higher caption scores and grounding accuracy across nearly all baselines.

Role-Specific Performance. Table 4 reveals a clear and consistent gap between perpetrator and victim/target performance across all models. Perpetrator entities achieve substantially higher caption and grounding scores (e.g., Qwen3-VL reaches 25.90 Cap and 37.12 IoU), while victims/targets remain far more challenging, with scores often dropping to single digits (e.g., 4.71 Cap and 7.98 IoU for Qwen3-VL). This contrast arises because perpetrators typically display salient and intentional actions that define the anomaly, whereas victims exhibit subtler or occluded reactions that provide weaker cues for both segmentation and




Figure 5. Visualization of explanation quality on a UCF-Crime anomaly scenario

captioning. These results highlight the necessity of role-aware evaluation since high perpetrator performance alone does not indicate full scene understanding.

4.3. Qualitative Results

We present visualization results in Figure 5,6 which demonstrates the effectiveness of our instance-aligned annotation framework across two scenarios. In the first scene, a man is being restrained by other individuals, where our method accurately identifies and segments both the perpetrator and the victim. In the second scene, captured from 360-degree egocentric viewpoint, a person approaches from the right rear and steals an item from the camera holder’s bag. Notably our framework performs reliably even in 360-degree setting, precisely localizing entities across the panoramic field of view. In both cases, each entity is accurately segmented, with textual descriptions correctly linked to their corresponding visual regions. The appearance and motion attributes of perpetrators are captured and associated with their spatial locations, while victims or affected parties are similarly described and grounded in the scene.

The value of this precise alignment is clear when considering scenarios where descriptions might be misattributed. If the system incorrectly associated the perpetrator’s actions with the victim’s location in the first scene, or failed to distinguish the thief from other pedestrians in the 360° view, the explanation would mislead rather than inform users.




Figure 6. Visualization of explanation quality on a VIEW360+ anomaly scenario.

Our framework eliminates such ambiguities by establishing verifiable connections between textual claims and visual evidence. This grounding is particularly critical in the ego-centric scenario, where spatial references like “approaching from the right rear” must be anchored to specific instances rather than left as vague directional cues. By providing this level of precision, our method delivers interpretable and trustworthy explanations for video anomaly detection.

5. Conclusion

In this paper, we introduced instance-aligned captions for explainable video anomaly detection, addressing a key limitation of existing methods that lack spatial grounding. Our approach links each textual explanation to specific object instances with appearance and motion attributes, enabling verifiable reasoning about who caused the anomaly, what actions occurred, whom they affected, and where the explanation is grounded. To do this, we provided instance-aligned annotations for seven widely used surveillance-based VAD benchmarks, establishing a unified foundation for evaluating explainability across existing datasets. We also constructed VIEW360+, extending the original VIEW360 dataset by adding 868 more videos, eight new locations, and four new anomaly types. These resources formed a comprehensive testbed for assessing the trustworthiness and interpretability of VAD systems. Experiments demonstrated that spatially grounded captions reveal significant limitations in current LLM- and VLM-based explanation models. Across datasets, existing methods frequently produce incomplete descriptions, mis-grounded spatial evidence, or hallucinated entities, especially in multi-entity interactions where who–what–whom–where reasoning is essential. Therefore, our benchmark establishes a reliable foundation for evaluating grounded and interpretable VAD. Future work includes developing models that jointly reason over temporal and spatial ground-

ing, improving multi-entity interaction understanding, and exploring how instance-aligned explanations can enhance real-world safety-critical applications, especially for visually impaired users.

References

- [1] Josh Achiam, Steven Adler, Sandhini Agarwal, Lama Ahmad, Ilge Akkaya, Florencia Leoni Aleman, Diogo Almeida, Janko Altenschmidt, Sam Altman, Shyamal Anadkat, et al. Gpt-4 technical report. *arXiv preprint arXiv:2303.08774*, 2023. 6
- [2] Andra Acsintoae, Andrei Florescu, Mariana-Iuliana Georgescu, Tudor Mare, Paul Sumedrea, Radu Tudor Ionescu, Fahad Shahbaz Khan, and Mubarak Shah. Ubnorm: New benchmark for supervised open-set video anomaly detection. In *Proceedings of the IEEE/CVF Conference on Computer Vision and Pattern Recognition*, 2022. 2, 4, 5
- [3] Nishanth Arun, Nathan Gaw, Praveer Singh, Ken Chang, Mehak Aggarwal, Bryan Chen, Katharina Hoebe, Sharut Gupta, Jay Patel, Mishka Gidwani, et al. Assessing the trustworthiness of saliency maps for localizing abnormalities in medical imaging. *Radiology: Artificial Intelligence*, 2021. 1
- [4] Zechen Bai, Tong He, Haiyang Mei, Pichao Wang, Ziteng Gao, Joya Chen, Zheng Zhang, and Mike Zheng Shou. One token to seg them all: Language instructed reasoning segmentation in videos. *Advances in Neural Information Processing Systems*, 37, 2024. 4
- [5] Adam Botach, Evgenii Zheltonozhskii, and Chaim Baskin. End-to-end referring video object segmentation with multi-modal transformers. In *Proceedings of the IEEE/CVF Conference on Computer Vision and Pattern Recognition*, 2022. 4
- [6] Ruichu Cai, Hao Zhang, Wen Liu, Shenghua Gao, and Zhifeng Hao. Appearance-motion memory consistency network for video anomaly detection. In *Proceedings of the AAAI conference on artificial intelligence*, 2021. 3
- [7] Chongyan Chen, Samreen Anjum, and Danna Gurari. Grounding answers for visual questions asked by visually impaired people. In *Proceedings of the IEEE/CVF Conference on Computer Vision and Pattern Recognition*, 2022. 4
- [8] Junxi Chen, Liang Li, Li Su, Zheng-jun Zha, and Qingming Huang. Prompt-enhanced multiple instance learning for weakly supervised video anomaly detection. In *Proceedings of the IEEE/CVF Conference on Computer Vision and Pattern Recognition*, 2024. 3
- [9] Yingxian Chen, Zhengzhe Liu, Baoheng Zhang, Wilton Fok, Xiaojuan Qi, and Yik-Chung Wu. Mgfn: Magnitude-contrastive glance-and-focus network for weakly-supervised video anomaly detection. In *Proceedings of the AAAI conference on artificial intelligence*, 2023. 3
- [10] Prabhu Prasad Dev, Raju Hazari, and Pranesh Das. Mcanet: Multimodal caption aware training-free video anomaly detection via large language model. In *International Conference on Pattern Recognition*. Springer, 2024. 3
- [11] Hang Du, Sicheng Zhang, Binzhu Xie, Guoshun Nan, Jiyang Zhang, Junrui Xu, Hangyu Liu, Sicong Leng, Jiangming Liu, Hehe Fan, et al. Uncovering what why and how: A comprehensive benchmark for causation understanding of video anomaly. In *Proceedings of the IEEE/CVF Conference on Computer Vision and Pattern Recognition*, 2024. 3
- [12] Jia-Chang Feng, Fa-Ting Hong, and Wei-Shi Zheng. Mist: Multiple instance self-training framework for video anomaly

- detection. In *Proceedings of the IEEE/CVF Conference on Computer Vision and Pattern Recognition*, 2021. 3
- [13] Gabriel Fiastre, Antoine Yang, and Cordelia Schmid. Maskcaptioner: Learning to jointly segment and caption object trajectories in videos. *arXiv preprint arXiv:2510.14904*, 2025. 7
- [14] Dong Gong, Lingqiao Liu, Vuong Le, Budhaditya Saha, Moussa Reda Mansour, Svetha Venkatesh, and Anton van den Hengel. Memorizing normality to detect anomaly: Memory-augmented deep autoencoder for unsupervised anomaly detection. In *Proceedings of the IEEE/CVF International Conference on Computer Vision*, 2019. 3
- [15] Mahmudul Hasan, Jonghyun Choi, Jan Neumann, Amit K Roy-Chowdhury, and Larry S Davis. Learning temporal regularity in video sequences. In *Proceedings of the IEEE/CVF Conference on Computer Vision and Pattern Recognition*, 2016. 3
- [16] Xin Lai, Zhuotao Tian, Yukang Chen, Yanwei Li, Yuhui Yuan, Shu Liu, and Jiaya Jia. Lisa: Reasoning segmentation via large language model. In *Proceedings of the IEEE/CVF Conference on Computer Vision and Pattern Recognition*, 2024. 4
- [17] Sangmin Lee, Hak Gu Kim, and Yong Man Ro. Bman: Bidirectional multi-scale aggregation networks for abnormal event detection. *IEEE Transactions on Image Processing*, 29, 2019. 3
- [18] Guoqiu Li, Guanxiong Cai, Xingyu Zeng, and Rui Zhao. Scale-aware spatio-temporal relation learning for video anomaly detection. In *European Conference on Computer Vision*. Springer, 2022. 3
- [19] Weixin Li, Vijay Mahadevan, and Nuno Vasconcelos. Anomaly detection and localization in crowded scenes. *IEEE Transactions on Pattern Analysis and Machine Intelligence*, 2013. 2, 4, 5, 1
- [20] Yicong Li, Junbin Xiao, Chun Feng, Xiang Wang, and Tat-Seng Chua. Discovering spatio-temporal rationales for video question answering. In *Proceedings of the IEEE/CVF International Conference on Computer Vision*, 2023. 4
- [21] Huabin Liu, Filip Ilievski, and Cees G. M. Snoek. Common-sense video question answering through video-grounded entailment tree reasoning. In *Proceedings of the IEEE/CVF Conference on Computer Vision and Pattern Recognition*, 2025. 4
- [22] Tianshan Liu, Kin-Man Lam, and Jun Kong. Distilling privileged knowledge for anomalous event detection from weakly labeled videos. *IEEE Transactions on Neural Networks and Learning Systems*, 35(9), 2023. 3
- [23] Wen Liu, Weixin Luo, Dongze Lian, and Shenghua Gao. Future frame prediction for anomaly detection—a new baseline. In *Proceedings of the IEEE/CVF Conference on Computer Vision and Pattern Recognition*, 2018. 1, 2, 3, 4, 5
- [24] Cewu Lu, Jianping Shi, and Jiaya Jia. Abnormal event detection at 150 fps in matlab. In *Proceedings of the IEEE/CVF International Conference on Computer Vision*, 2013. 2, 4, 5
- [25] Hui Lv and Qianru Sun. Video anomaly detection and explanation via large language models. *arXiv preprint arXiv:2401.05702*, 2024. 3
- [26] Hui Lv, Chuanwei Zhou, Zhen Cui, Chunyan Xu, Yong Li, and Jian Yang. Localizing anomalies from weakly-labeled videos. *IEEE Transactions on Image Processing*, 30, 2021. 3
- [27] Muhammad Maaz, Hanoona Rasheed, Salman Khan, and Fahad Khan. Video-chatgpt: Towards detailed video understanding via large vision and language models. In *Proceedings of the 62nd Annual Meeting of the Association for Computational Linguistics (Volume 1: Long Papers)*, 2024. 6
- [28] Melkamu Mersha, Khang Lam, Joseph Wood, Ali K Alshami, and Jugal Kalita. Explainable artificial intelligence: A survey of needs, techniques, applications, and future direction. *Neurocomputing*, 599, 2024. 1
- [29] Shehan Munasinghe, Rusiru Thushara, Muhammad Maaz, Hanoona Abdul Rasheed, Salman Khan, Mubarak Shah, and Fahad Khan. Pg-video-llava: Pixel grounding large video-language models. *arXiv preprint arXiv:2311.13435*, 2023. 4
- [30] Shehan Munasinghe, Hanan Gani, Wenqi Zhu, Jiale Cao, Eric Xing, Fahad Shahbaz Khan, and Salman Khan. Videoglamm: A large multimodal model for pixel-level visual grounding in videos. In *Proceedings of the IEEE/CVF Conference on Computer Vision and Pattern Recognition*, 2025. 4
- [31] Liangyang Ouyang, Ruicong Liu, Yifei Huang, Ryosuke Furuta, and Yoichi Sato. Actionvos: Actions as prompts for video object segmentation. In *European Conference on Computer Vision*. Springer, 2024. 4
- [32] Tianwen Qian, Ran Cui, Jingjing Chen, Pai Peng, Xiaowei Guo, and Yu-Gang Jiang. Locate before answering: Answer guided question localization for video question answering. *IEEE Transactions on Multimedia*, 26, 2023. 4
- [33] Hanoona Rasheed, Muhammad Maaz, Sahal Shaji, Abdelrahman Shaker, Salman Khan, Hisham Cholakkal, Rao M Anwer, Eric Xing, Ming-Hsuan Yang, and Fahad S Khan. Glamm: Pixel grounding large multimodal model. In *Proceedings of the IEEE/CVF Conference on Computer Vision and Pattern Recognition*, 2024. 4
- [34] Nikhila Ravi, Valentin Gabeur, Yuan-Ting Hu, Ronghang Hu, Chaitanya Ryali, Tengyu Ma, Haitham Khedr, Roman Rädle, Chloe Rolland, Laura Gustafson, et al. Sam 2: Segment anything in images and videos. *arXiv preprint arXiv:2408.00714*, 2024. 4, 5
- [35] Zhongwei Ren, Zhicheng Huang, Yunchao Wei, Yao Zhao, Dongmei Fu, Jiashi Feng, and Xiaojie Jin. Pixellm: Pixel reasoning with large multimodal model. In *Proceedings of the IEEE/CVF Conference on Computer Vision and Pattern Recognition*, 2024. 4
- [36] Cynthia Rudin. Stop explaining black box machine learning models for high stakes decisions and use interpretable models instead. *Nature Machine Intelligence*, 1(5), 2019. 1
- [37] Mohammad Sabokrou, Mahmood Fathy, Mojtaba Hoseini, and Reinhard Klette. Real-time anomaly detection and localization in crowded scenes. In *Proceedings of the IEEE/CVF Conference on Computer Vision and Pattern Recognition workshops*, 2015. 3

- [38] Inpyo Song and Jangwon Lee. Real-time traffic accident anticipation with feature reuse. In *IEEE International Conference on Image Processing (ICIP)*, 2025. 1
- [39] Inpyo Song, Sanghyeon Lee, Minjun Joo, and Jangwon Lee. Anomaly detection for people with visual impairments using an egocentric 360-degree camera. In *IEEE/CVF Winter Conference on Applications of Computer Vision*, 2025. 2, 4, 5
- [40] Waqas Sultani, Chen Chen, and Mubarak Shah. Real-world anomaly detection in surveillance videos. In *Proceedings of the IEEE/CVF Conference on Computer Vision and Pattern Recognition*, 2018. 1, 2, 3, 4, 5
- [41] Yuxuan Sun, Hao Wu, Chenglu Zhu, Sunyi Zheng, Qizi Chen, Kai Zhang, Yunlong Zhang, Dan Wan, Xiaoxiao Lan, Mengyue Zheng, et al. Pathmmu: A massive multimodal expert-level benchmark for understanding and reasoning in pathology. In *European Conference on Computer Vision*. Springer, 2024. 1
- [42] Jiaqi Tang, Hao Lu, Ruizheng Wu, Xiaogang Xu, Ke Ma, Cheng Fang, Bin Guo, Jiangbo Lu, Qifeng Chen, and Yingcong Chen. Hawk: Learning to understand open-world video anomalies. *Advances in Neural Information Processing Systems*, 37, 2024. 1, 3
- [43] Yu Tian, Guansong Pang, Yuanhong Chen, Rajvinder Singh, Johan W Verjans, and Gustavo Carneiro. Weakly-supervised video anomaly detection with robust temporal feature magnitude learning. In *Proceedings of the IEEE/CVF International Conference on Computer Vision*, 2021. 1, 3
- [44] Dongming Wu, Tiancai Wang, Yuang Zhang, Xiangyu Zhang, and Jianbing Shen. Onlinerefer: A simple online baseline for referring video object segmentation. In *Proceedings of the IEEE/CVF International Conference on Computer Vision*, 2023. 4
- [45] Jiannan Wu, Yi Jiang, Peize Sun, Zehuan Yuan, and Ping Luo. Language as queries for referring video object segmentation. In *Proceedings of the IEEE/CVF Conference on Computer Vision and Pattern Recognition*, 2022. 4
- [46] Peng Wu, Xuerong Zhou, Guansong Pang, Yujia Sun, Jing Liu, Peng Wang, and Yanning Zhang. Open-vocabulary video anomaly detection. In *Proceedings of the IEEE/CVF Conference on Computer Vision and Pattern Recognition*, 2024. 3
- [47] Peng Wu, Xuerong Zhou, Guansong Pang, Lingru Zhou, Qingsen Yan, Peng Wang, and Yanning Zhang. Vadclip: Adapting vision-language models for weakly supervised video anomaly detection. In *Proceedings of the AAAI Conference on Artificial Intelligence*, 2024. 1, 3
- [48] Chenting Xu, Ke Xu, Xinghao Jiang, and Tanfeng Sun. Plovad: Prompting vision-language models for open vocabulary video anomaly detection. *IEEE Transactions on Circuits and Systems for Video Technology*, 2025. 3
- [49] An Yang, Anfeng Li, Baosong Yang, Beichen Zhang, Binyuan Hui, Bo Zheng, Bowen Yu, Chang Gao, Chengen Huang, Chenxu Lv, Chujie Zheng, Dayiheng Liu, Fan Zhou, Fei Huang, Feng Hu, Hao Ge, Haoran Wei, Huan Lin, Jialong Tang, Jian Yang, Jianhong Tu, Jianwei Zhang, Jianxin Yang, Jiayi Yang, Jing Zhou, Jingren Zhou, Junyang Lin, Kai Dang, Keqin Bao, Kexin Yang, Le Yu, Lianghao Deng, Mei Li, Mingfeng Xue, Mingze Li, Pei Zhang, Peng Wang, Qin Zhu, Rui Men, Ruize Gao, Shixuan Liu, Shuang Luo, Tianhao Li, Tianyi Tang, Wenbiao Yin, Xingzhang Ren, Xinyu Wang, Xinyu Zhang, Xuancheng Ren, Yang Fan, Yang Su, Yichang Zhang, Yinger Zhang, Yu Wan, Yuqiong Liu, Zekun Wang, Zeyu Cui, Zhenru Zhang, Zhipeng Zhou, and Zihan Qiu. Qwen3 technical report, 2025. 7
- [50] Chun-Lung Yang, Tsung-Hsuan Wu, and Shang-Hong Lai. Moving-object-aware anomaly detection in surveillance videos. In *17th IEEE International Conference on Advanced Video and Signal Based Surveillance*. IEEE, 2021. 3
- [51] Yuchen Yang, Kwonjoon Lee, Behzad Dariush, Yinzi Cao, and Shao-Yuan Lo. Follow the rules: Reasoning for video anomaly detection with large language models. In *European Conference on Computer Vision*. Springer, 2024. 3
- [52] Zhiwei Yang, Jing Liu, Zhaoyang Wu, Peng Wu, and Xiaotao Liu. Video event restoration based on keyframes for video anomaly detection. In *Proceedings of the IEEE/CVF Conference on Computer Vision and Pattern Recognition*, 2023. 3
- [53] Zhiwei Yang, Jing Liu, and Peng Wu. Text prompt with normality guidance for weakly supervised video anomaly detection. In *Proceedings of the IEEE/CVF Conference on Computer Vision and Pattern Recognition*, 2024. 3
- [54] Yu Yao, Xizi Wang, Mingze Xu, Zelin Pu, Yuchen Wang, Ella Atkins, and David J Crandall. Dota: Unsupervised detection of traffic anomaly in driving videos. *IEEE Transactions on Pattern Analysis and Machine Intelligence*, 2022. 2, 4, 5
- [55] Muchao Ye, Xiaojiang Peng, Weihao Gan, Wei Wu, and Yu Qiao. Anopc: Video anomaly detection via deep predictive coding network. In *Proceedings of the 27th ACM international conference on multimedia*, 2019. 1
- [56] Muchao Ye, Weiyang Liu, and Pan He. Vera: Explainable video anomaly detection via verbalized learning of vision-language models. In *Proceedings of the IEEE/CVF Conference on Computer Vision and Pattern Recognition*, 2025. 1, 3
- [57] Luca Zanella, Willi Menapace, Massimiliano Mancini, Yiming Wang, and Elisa Ricci. Harnessing large language models for training-free video anomaly detection. In *Proceedings of the IEEE/CVF Conference on Computer Vision and Pattern Recognition*, 2024. 3
- [58] Shuangfei Zhai, Yu Cheng, Weining Lu, and Zhongfei Zhang. Deep structured energy based models for anomaly detection. In *International Conference on Machine Learning*. PMLR, 2016. 3
- [59] Huaxin Zhang, Xiaohao Xu, Xiang Wang, Jialong Zuo, Chuchu Han, Xiaonan Huang, Changxin Gao, Yuehuan Wang, and Nong Sang. Holmes-vad: Towards unbiased and explainable video anomaly detection via multi-modal llm. *arXiv preprint arXiv:2406.12235*, 2024. 3
- [60] Tao Zhang, Xiangtai Li, Zilong Huang, Yanwei Li, Weixian Lei, Xueqing Deng, Shihao Chen, Shunping Ji, and Jiashi Feng. Pixel-sail: Single transformer for pixel-grounded understanding. *arXiv preprint arXiv:2504.10465*, 2025. 4

- [61] Zhu Zhang, Zhou Zhao, Yang Zhao, Qi Wang, Huasheng Liu, and Lianli Gao. Where does it exist: Spatio-temporal video grounding for multi-form sentences. In *Proceedings of the IEEE/CVF Conference on Computer Vision and Pattern Recognition*, 2020. [4](#)
- [62] Jiawen Zhu, Zhi-Qi Cheng, Jun-Yan He, Chenyang Li, Bin Luo, Huchuan Lu, Yifeng Geng, and Xuansong Xie. Tracking with human-intent reasoning. *arXiv preprint arXiv:2312.17448*, 2023. [4](#)
- [63] Jinguo Zhu, Weiyun Wang, Zhe Chen, Zhaoyang Liu, Shenglong Ye, Lixin Gu, Hao Tian, Yuchen Duan, Weijie Su, Jie Shao, Zhangwei Gao, Erfei Cui, Xuehui Wang, Yue Cao, Yangzhou Liu, Xingguang Wei, Hongjie Zhang, Haomin Wang, Weiye Xu, Hao Li, Jiahao Wang, Nianchen Deng, Songze Li, Yinan He, Tan Jiang, Jiapeng Luo, Yi Wang, Conghui He, Botian Shi, Xingcheng Zhang, Wenqi Shao, Junjun He, Yingtong Xiong, Wenwen Qu, Peng Sun, Penglong Jiao, Han Lv, Lijun Wu, Kaipeng Zhang, Huipeng Deng, Jiaye Ge, Kai Chen, Limin Wang, Min Dou, Lewei Lu, Xizhou Zhu, Tong Lu, Dahua Lin, Yu Qiao, Jifeng Dai, and Wenhai Wang. Internv13: Exploring advanced training and test-time recipes for open-source multimodal models, 2025. [7](#)

Instance-Aligned Captions for Explainable Video Anomaly Detection

Supplementary Material

6. Instance-Aligned Annotations on VAD Datasets

Figures 8–10 present examples of our instance-aligned annotations on the UCF-Crime dataset [40]. The visualizations cover diverse anomalous scenarios, including road accidents, shoplifting, robbery, explosion, assault, and burglary. Each example demonstrates color-coded segmentation masks linked to structured captions that separate appearance and motion attributes, enabling clear identification of perpetrators and victims throughout the temporal sequence.

Figure 11 shows examples from the Ped1 and Ped2 datasets [19], which feature pedestrian-focused anomalies in crowded scenes. Our instance-aligned annotations maintain consistent temporal grounding, providing trustworthy annotations.

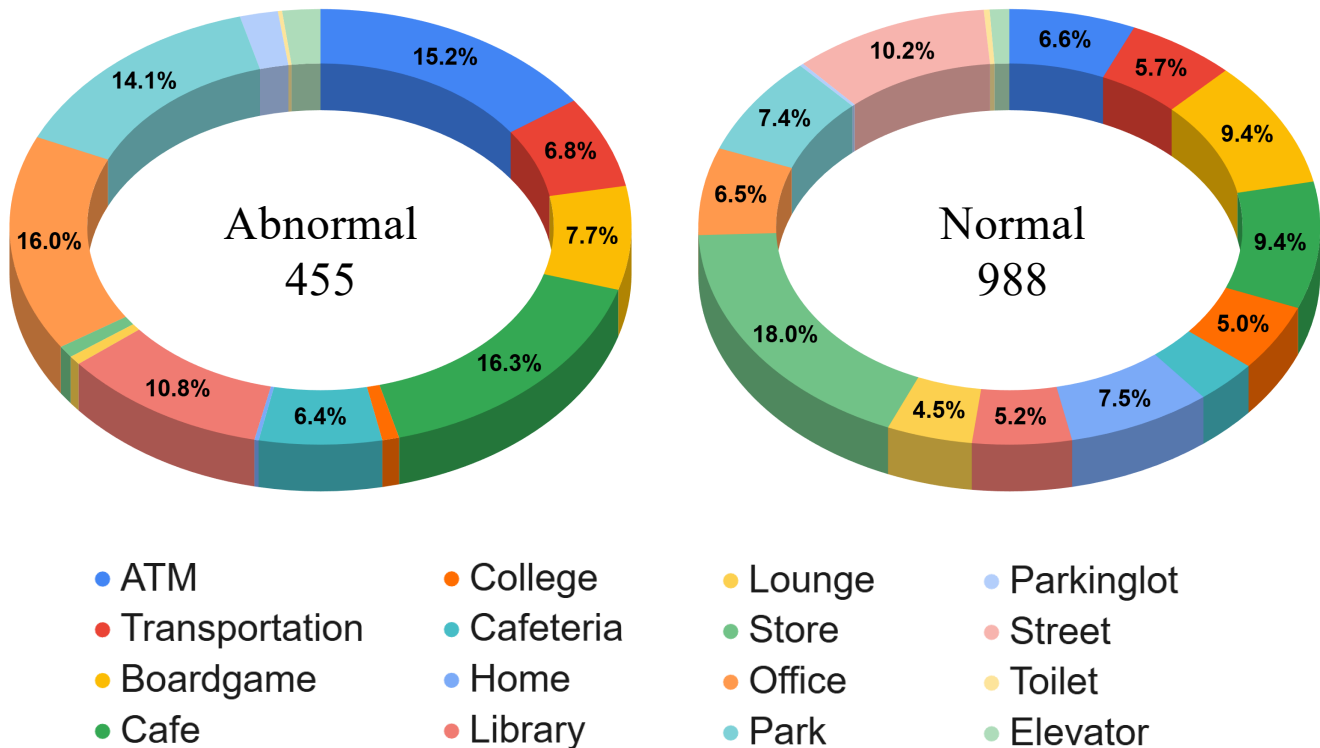


Figure 7. Statistics of VIEW360+

RoadAccidents



· **App.** : possibly a **sedan**, ... The vehicle's color seems to be a **dark shade**, possibly black or dark gray, and it has a standard passenger car design.

· **Motion** : It is **positioned in the middle of the traffic flow**, maintaining a consistent speed relative to other vehicles. The vehicle does not show any signs of stopping or changing direction, and it **continues to move straight ahead**.

· **App.** : The entity inside the red bounding box is a **blue truck**. It has a cab and a **flatbed with a metal frame on top**. The truck appears to be a medium-sized commercial vehicle.

· **Motion** : The blue truck is **moving forward through an intersection**. It is traveling from the left side of the frame towards the right, maintaining a steady path across the road. The truck is not stationary and is actively navigating the traffic.



· **App.** : The object is **positioned on a surface**, likely a table or counter, and is **partially obscured** by the surrounding environment.

· **Motion** : The object **remains stationary** throughout the sequence, showing no movement or interaction with other entities. It is **placed on a surface** and does not exhibit any change in position or state. ...

· **App.** : The entity inside the red bounding box is a person wearing a **dark-colored jacket** and dark pants. They have a medium build and are **standing in a clothing store aisle**.

· **Motion** : The person is **standing still**, facing a display of clothing. ... Their movements are deliberate and **focused on the merchandise**.

· **App.** : is wearing a **black leather jacket**, ... They have a medium build and are standing with **their back mostly facing the camera**.

· **Motion** : The person is **standing in front of a display table**, ... They remain in this position, **making small movements** with their hands, while another person stands beside them

Shoplifting

Figure 8. UCF-Crime examples: RoadAccidents and Shoplifting scenarios with instance-aligned captions showing perpetrators and affected entities.

Robbery



· **App.** : The entity is a person wearing a **white shirt and dark pants**, with a dark backpack on their shoulders. They are **standing next to a silver car**, ...

· **Motion** : The person is **standing still**, appearing to be engaged in a phone conversation. They **remain in this position**, holding the phone ...

· **App.** : The individual is wearing a **blue long-sleeved shirt** and light-colored pants. ... and are **standing next to a motorcycle**.

· **Motion** : The person is standing beside a motorcycle, then turns and moves towards the front of the vehicle. They then **get on the motorcycle** and sit down, positioning themselves as the driver

· **App.** : ... is a person wearing a **light-colored, possibly beige or off-white**, ... They are **sitting on a motorcycle** and ...

· **Motion** : The person is **sitting on a motorcycle**, which is moving slowly forward. ... **remains seated** as the motorcycle advances



· **App.** : ..., there is a **large, dense cloud of dark smoke**. The smoke is thick and billowing, with a dark gray and black coloration, **indicating a significant fire or explosion**. The smoke appears to be rising and expanding rapidly, with turbulent, swirling patterns

· **Motion** : The smoke is **actively rising and expanding** upwards and outwards from an unseen source below. It billows and spreads across the sky, with parts of the cloud moving rapidly, suggesting a powerful and **ongoing release of smoke**. The movement is chaotic and dynamic, with the smoke continuously growing in size and volume.

Explosion

Figure 9. UCF-Crime examples: Robbery and Explosion scenarios.

Assault



· **App.** : The entity is a person **lying on a green bed**, wearing a horizontally striped garment that appears to be a uniform. ... The individual appears to be in a reclined position on the bed.

· **Motion** : The person remains lying on the bed throughout the sequence, showing **no significant movement**. ... The person does not engage in any visible actions or reactions to events occurring around them.

· **App.** : The entity inside the red box is a person wearing a **white t-shirt** and dark-colored pants. ... The image is somewhat blurry due to the surveillance quality, but the clothing and general figure are distinguishable.

· **Motion** : The person in the red box is standing upright and then moves forward towards another individual. They appear to be in the process of an **aggressive action**, as they are seen leaning over the other person who is on a bed. The person's posture and movement suggest they are **initiating or carrying out an assault**.



· **App.** : The entity inside the red bounding box is a person **wearing a light-colored shirt**. The person has short hair and appears to be of average build. The individual is **shirtless** in some frames, revealing their torso.

· **Motion** : The person is **bending over a desk, reaching into a drawer or compartment**. They appear to be searching through items, moving their hands and head as they inspect the contents. The person's movements suggest they are **actively looking for something specific**.

Burglary

Figure 10. UCF-Crime examples: Assault and Burglary scenarios.



- **App.** : The entity inside the red bounding box is a **person wearing a dark-colored top and light-colored pants**. The individual appears to be **riding a bicycle**.
- **Motion** : The person is **actively pedaling a bicycle, moving forward along a paved pathway**. Their legs are in motion, indicating continuous movement. The bicycle is being ridden at a steady pace, with the person maintaining control.



- **App.** : The entity inside the red box is a person **riding a bicycle**. The person is seated on the bicycle, which has two wheels and a frame.
- **Motion** : The person is **on the bicycle is moving forward across a paved area**. The bicycle and rider are progressing from the left side of the red box toward the right side, maintaining a steady pace. The rider appears to be **actively pedaling and steering the bicycle**.

Figure 11. Ped1 and Ped2 dataset examples with instance-aligned annotations for pedestrian anomalies.