

Calibration Is Not Enough: Evaluating Confidence Estimation Under Language Variations

Yuxi Xia¹, Dennis Ulmer³, Terra Blevins⁴, Yihong Liu⁵,
Hinrich Schütze⁵, Benjamin Roth^{1,2}

¹Faculty of Computer Science, UniVie Doctoral School Computer Science,

²Faculty of Philological and Cultural Studies, University of Vienna, Austria,

³ILLC, University of Amsterdam, Netherlands,

⁴Khoury College of Computer Sciences, Northeastern University, USA,

⁵LMU Munich, Munich Center for Machine Learning (MCML), Germany

Correspondence: yuxi.xia@univie.ac.at

Abstract

Confidence estimation (CE) indicates how reliable the answers of large language models (LLMs) are, and can impact user trust and decision-making. Existing work evaluates CE methods almost exclusively through *calibration*, examining whether stated confidence aligns with accuracy, or *discrimination*, whether confidence is ranked higher for correct predictions than incorrect ones. However, these facets ignore pitfalls of CE in the context of LLMs and language variation: confidence estimates should remain consistent under semantically equivalent prompt or answer variations, and should change when the answer meaning differs. Therefore, we present a comprehensive evaluation framework for CE that measures their confidence quality on three new aspects: **robustness** of confidence against prompt perturbations, **stability** across semantic equivalent answers, and **sensitivity** to semantically different answers. In our work, we demonstrate that common CE methods for LLMs often fail on these metrics: methods that achieve good performance on calibration or discrimination are not robust to prompt variations or are not sensitive to answer changes. Overall, our framework reveals limitations of existing CE evaluations relevant for real-world LLM use cases and provides practical guidance for selecting and designing more reliable CE methods.

1 Introduction

Large Language Models (LLMs) are increasingly effective at answering fact-based questions across domains such as medicine, law, and education (Alqahtani et al., 2023; Alfertshofer et al., 2024; Xiao et al., 2025). In these high-stakes settings, it is paramount to improve user trust and support safer human–AI interactions (Kadavath et al., 2022; Zhang et al., 2024) in order to avoid harm and produce positive outcomes. To this end, *confidence estimation* (CE; Kadavath et al., 2023; Tian et al.,

2023; Chen and Mueller, 2024) indicates how certain and therefore reliable a model’s answer is.

Existing CE work (Guo et al., 2017; Osawa et al., 2019; Ovadia et al., 2019; Groot and Valdene-gro Toro, 2024; Ni et al., 2025; Xiong et al., 2024) mainly focus on evaluating calibration (whether stated confidences match expected model accuracy), or discrimination (whether it ranks the right answers higher than the wrong ones). Compared to prior work in machine learning and much of the existing literature in natural language processing, this line of research overlooks a key property of language (models): Language is extremely variable, and while the surface form, i.e. a particular choice of words, might change, the meaning of an expression can stay untouched (Baan et al., 2023). However, a method may be well-calibrated yet produce confidence values that fluctuate under minor prompt variations (Xia et al., 2025a) or fail to distinguish between semantically equivalent and different answers, rendering it less useful in practice.

This paper presents a more comprehensive evaluation paradigm for CE methods in LLMs based on language variation, including three novel aspects in addition to calibration: Intuitively, these check whether confidence estimates stay constant when only the surface form changes, and test whether estimates differ with a change in the underlying meaning. Specifically: **Robustness (P-RB)** measures whether CE methods give consistent confidence estimates for the same answer when prompted in different but semantically equivalent ways. Further, **Stability (A-STB)** requires CE methods to assign consistent confidences to semantically equivalent answers, and **sensitivity (A-SST)** measures whether confidence estimates change when the answer differs in content. In summary, our contributions are:

(1) We propose three complementary metrics (robustness, stability, and sensitivity) that go beyond calibration to provide a more comprehensive

evaluation of CE methods for LLMs;

(2) Using these metrics, we conduct an extensive evaluation of five diverse CE methods across nine LLMs from five model families;

(3) Our results show that strong calibration or ranking performance does not guarantee robustness to prompt perturbations or effective discrimination between equivalent and different answers, highlighting important limitations of existing CE evaluations;

(4) We analyze how different CE methods trade off robustness, stability, and sensitivity, and discuss their implications for method selection under different evaluation priorities.

2 Related Work

Confidence Estimation in LLMs. CE has emerged as a crucial research direction for improving user trust and model interpretability (Tian et al., 2023; Chen et al., 2024; Geng et al., 2024). Currently, there are six common approaches (Geng et al., 2024; Shorinwa et al., 2025; Vashurin et al., 2025) to estimating LLM confidence: (1) *logit-based*, such as token-level probability (Zhu et al., 2023; Huang et al., 2025); (2) *linguistic confidence* (Mielke et al., 2022; Lin et al., 2022; Xiong et al., 2024; Ulmer et al., 2025), which elicits verbalized confidence directly from the model; (3) *self-evaluation* (Kadavath et al., 2022) such as P(True), where a model judges the correctness of its own answers; (4) *auxiliary-based* methods (Ulmer et al., 2024; Xia et al., 2025a), which employ an auxiliary model trained to predict the confidence of a target LLM based on answer content and predicted correctness; (5) *probes* (Liu et al., 2024; Burns et al., 2023; Kadavath et al., 2022), which comprise smaller, often linear classifiers trained on internal model representations. Lastly, (6) *consistency-based methods* (Lin et al., 2024; Manakul et al., 2023; Xiong et al., 2024) rely on multiple stochastic generations obtained by prompting the LLM with loose temperatures and diverse prompts. Confidence is then estimated based on the similarity or frequency of the generated outputs. However, these methods are expensive in practice due to the need for multiple generations. Since our proposed metrics themselves rely on comparing the confidence of multiple different responses under perturbation, consistency-based methods are not applicable in our framework, and we focus on computationally cheaper, single-pass CE methods instead.

Evaluation of Confidence Estimators. LLMs are typically evaluated using task-level metrics (Le Bronnec et al., 2024; Moe et al., 2025; Xia et al., 2025b), which are not suitable for CE methods. Instead, calibration metrics, including ECE (Guo et al., 2017) and its variants (Kumar et al., 2019; Nixon et al., 2019; Kirchenbauer et al., 2022; Błasiok and Nakkiran, 2024), and Brier score (Brier, 1950), are used to measure the alignment between predicted confidence and actual correctness (Groot and Valdenegro Toro, 2024; Zhou et al., 2024; Stengel-Eskin and Durme, 2023). Ranking-based metrics such as AUROC and AUPRC (Bradley, 1997) further evaluate whether CE methods can distinguish correct from incorrect responses (Vazhentsev et al., 2022; Tian et al., 2023; Ulmer et al., 2024), in-distribution from out-of-distribution inputs (Ovadia et al., 2019; Charpentier et al., 2020; Ulmer et al., 2022), or whether loss correlates with decreased confidence (Ulmer et al., 2022). However, existing metrics do not assess the robustness of CE methods to prompt perturbations, as studied for LLM outputs for instance by ProSA (Zhuo et al., 2024), or their ability to distinguish between similar and dissimilar responses.

3 Background

In the following, we discuss the necessary preliminaries and supply a motivating example for our new CE metrics. In the rest of the paper, we use \mathbf{x} to denote an input sequence to an LLM, \mathbf{y} a model generation or response and \mathbf{y}^* as the intended or correct response for \mathbf{x} . In cases where there might exist multiple correct responses, we denote the corresponding set by \mathcal{Y}^* . In addition, a prompt to the language model is denoted as \mathbf{t} . Then, we write a confidence estimator as a function f that predicts a confidence value c conditioned on \mathbf{x} , \mathbf{y} and \mathbf{t} , written $c = f(\mathbf{y}, \mathbf{x}, \mathbf{t})$ as a shorthand. So in the case of sequence likelihood, f would involve passing \mathbf{x} and \mathbf{t} to the target LLM to obtain token probabilities, and e.g. in the case of an auxiliary model, f can be directly equated with the secondary model.

3.1 Preliminaries

Before demonstrating challenges with language variation, we first briefly revisit the most common metrics for CE evaluation. In the first case, we consider the expected calibration error (Guo et al., 2017):

$$\text{ECE} = \mathbb{E}[|p(y = y^* | c) - c|], \quad (1)$$

where the expectation is typically approximated by binning N test predictions into M buckets of equal size by their predicted confidence. The ECE has been widely criticized for not being a *proper scoring rule*, i.e. trivial predictors other than the true distribution can minimize it (Liu et al., 2023), as we will see in the upcoming example. An actual instance of a proper scoring rule is instead the Brier score (Brier, 1950) defined by:

$$\text{Brier} = \frac{1}{n} \sum_{i=1}^n (c_i - \mathbf{1}(y_i = y_i^*))^2. \quad (2)$$

Both ECE and Brier score evaluate whether the predicted confidence score aligns directly with (expected) correctness. However, one might also be interested in whether the confidence score helps us to distinguish between correct and incorrect predictions. For this reason, confidence scores are also commonly evaluated through the area under the receiver operating characteristic curve (AUROC; Bradley, 1997), where error detection is framed as a binary classification task, and the ratio of the true to false positive rate is measured under all possible thresholds. Alternative, one might also resort to the area under the precision-recall curve (AUPR). However, all of these example are insufficient to evaluate confidence estimation given the variability of natural language.

3.2 An Illustrative Example

Let us consider a simplified example to demonstrate the shortcomings of the current calibration metrics in the case of language generation. Let us assume that for each input \mathbf{x}_i out of N total samples, we obtain M generations each, which we denote as $\mathbf{y}_i^{(1)}, \dots, \mathbf{y}_i^{(M)}$. For our example, we sample a “difficulty” $d_i \sim \mathcal{U}[0, 1]$ for every \mathbf{x}_i . Then, the correctness $\text{corr}_i^{(m)}$ of each $\mathbf{y}_i^{(m)}$ is simulated through sampling $\text{corr}_i^{(m)} \sim \text{Bernoulli}(1 - d_i)$, meaning that the higher the difficulty, the less likely each $\mathbf{y}_i^{(m)}$ is to be correct. Then, we define four different confidence estimators: The oracle confidence estimator f_{oracle} simply returns the actual correctness: $f_{\text{oracle}}(\mathbf{y}_i^{(m)}) = \text{corr}_i^{(m)}$. Furthermore, we define a constant estimator $f_{\text{constant}}(\mathbf{y}_i) = 1 - d_i$ that predicts the difficulty per input, ignoring the actual generation and its correctness. Similarly, let us denote a prior estimator $f_{\text{prior}}(\mathbf{y}_i) = \mathbb{E}_{d_i \sim \mathcal{U}[0, 1]}[1 - d_i] = 0.5$, that stoically

	ECE ↓	Brier ↓	AUROC ↑	STB ↑	SST ↑
f_{oracle}	0.00	0.00	1.00	1.00	1.00
f_{constant}	0.01	0.17	0.83	1.00	0.00
f_{random}	0.33	0.33	0.67	0.72	0.18
f_{prior}	0.00	0.25	0.50	1.00	0.00

Table 1: Simulation results. Our own proposed metrics are stability (STB) and sensitivity (SST).

estimates the expected difficulty across the whole dataset. Lastly, we can define a random estimator $f_{\text{random}}(\mathbf{y}_i) \sim \text{Bernoulli}(1 - d_i)$ that samples a confidence of 1 or 0 randomly from the same distribution as $\text{corr}_i^{(m)}$, but doing so independently.

Results. We obtain results using a simulation with $N = 100,000$ and $M = 10$ and show the results in Table 1.¹ Unsurprisingly, the oracle predictor achieves the best values across metrics, and the random predictor scores above-random AUROC, but shows the worst calibration. While f_{prior} achieves random-chance AUROC due to only predicting a single value, it achieves perfect ECE and a Brier score of 0.25, demonstrating that ECE is not a proper scoring rule. Similarly, the constant predictor achieves perfect ECE, a relatively low Brier score of 0.17 and an AUROC of 0.83. Although these predictors are deliberately simplified, the implications for confidence estimation in LLMs are staggering: A random baseline that predicts 0 and 1 according to answer difficulty alone can still achieve above-random AUROC. But more importantly, f_{constant} , which learns to infer question difficulty alone and ignores any information in the actual answers, can perform well in terms of both calibration and discrimination. A CE method that behaves randomly and one that predicts the same confidence, both independently of the actual answer, are both uninformative in a practical setting. They also form two extreme endpoints of a spectrum, motivating our novel metrics: Stability (STB) measures whether an estimator predicts the same confidence for semantically equivalent answers, while sensitivity (SST) captures whether an estimator changes its prediction upon encountering a different answer.

¹To apply our metrics we introduce in the next Section 4, we make an assumption here that generations $\mathbf{y}_i^{(m)}$ with the same $\text{corr}_i^{(m)}$ have the same meaning.

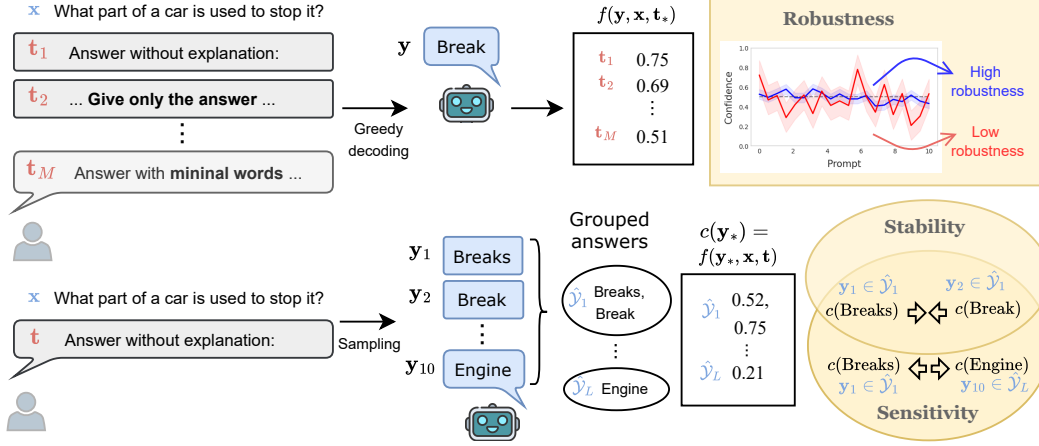


Figure 1: Design of the proposed evaluation metrics for LLM confidence. We assess *robustness* by measuring the variation in confidence scores elicited by semantically equivalent prompt perturbations. *Stability* measures confidence consistency across semantically equivalent answers, while *sensitivity* evaluates whether CE methods assign more distinct confidence scores to semantically different answers than to equivalent ones.

4 Methodology

We investigate whether estimated confidence scores are trustworthy based on three qualities: *robustness* ensures that the estimated confidence is robust towards prompt perturbation; *stability* and *sensitivity* quantify how much the CE methods respond to semantically similar and different answers. All metrics are visualized in Figure 1.

4.1 Robustness Under Prompt Perturbation

Motivation. Prompt formatting is known to influence LLM outputs (Min et al., 2022; Wang et al., 2023; Sclar et al., 2024; Feng et al., 2024), and recent work shows that it can also affect the performance of CE methods (Xia et al., 2025a). In practice, prompts are often modified across applications, users, or deployment settings. A reliable CE method should therefore produce stable confidence estimates under such prompt variations, if the resulting answer by the model otherwise stays the same. However, while existing methods using verbalized confidence (e.g. Xiong et al., 2024; Tian et al., 2023) have tested different prompt formats, the robustness of methods that rely on model outputs or internal logits under prompt changes has not been systematically examined. Measuring robustness to prompt perturbations is thus necessary to understand whether CE methods provide consistent confidence scores when prompts might be altered in practice.

Definition 4.1 (Robustness, P-RB). Let $\mathcal{T} = \{t_1, \dots, t_M\}$ be a set of M semantically equivalent prompts. A confidence estimator f is *robust to prompt perturbations* iff

alent prompts. A confidence estimator f is *robust to prompt perturbations* iff

$$\forall t, t' \in \mathcal{T}, \quad |f(y, x, t) - f(y, x, t')| \leq \varepsilon.$$

Robustness Metric. We quantify prompt robustness using the mean standard deviation ($\hat{\sigma}_r, \uparrow$) of estimates across different prompts. Given a prompt set $\mathcal{T} = \{t_1, \dots, t_M\}$ and a dataset of N samples, $\hat{\sigma}_r$ is computed by first measuring the standard deviation $\text{Std}(\cdot)$ of confidence scores across prompts before averaging over all samples:

$$\hat{\sigma}_r = 1 - \frac{1}{N} \sum_{i=1}^N \text{Std}(\{f(y_i, x_i, t_j)\}_{j=1}^M). \quad (3)$$

4.2 Stability and Sensitivity across Answers

Motivation. Even setting aside any changes in the prompt, LLMs using stochastic decoding already naturally produce a variety of responses for a given input. A good CE method should react accordingly to changes in the answer: If the semantics of the answer remain unchanged, so should its probability of being correct, and the confidence estimate should not differ. If the answer is different in meaning, the confidence should be adjusted accordingly. As we saw in Section 3.2, a constant predictor can be well-calibrated, but becomes unreliable if it cannot adapt to semantic changes. Similarly, a random predictor would be sensitive (since the confidence estimate would be different for any new answer regardless), but lack stability when the response is still the same.

To define these notions more formally, let us define a semantic equivalence operation $E(\cdot, \cdot)$ similar to prior work on self-consistency-based methods (Kuhn et al., 2023).² Let us assume we have again have a set of M generated responses for a given input \mathbf{x} and a (single) prompt \mathbf{t} , which we denote by $\mathcal{Y} = \{\mathbf{y}^{(1)}, \dots, \mathbf{y}^{(M)}\}$. Then, given some predicted answer $\mathbf{y}_m \in \mathcal{Y}$, we can define $\hat{\mathcal{Y}} = \{\mathbf{y}' \in \mathcal{Y} \mid E(\mathbf{y}_m, \mathbf{y}')\}$. This helps us to outline two new desiderata for confidence estimation methods in the context of language generation:

Definition 4.2 (Stability, A-STB). Let $\mathbf{y}^{(m)}$ be one out of M responses given a prompt \mathbf{t} , and $\hat{\mathcal{Y}} \subseteq \mathcal{Y}$ a set of semantically equivalent responses to \mathbf{y}_m . Then, a confidence estimator f is *stable* iff

$$\forall \mathbf{y}' \in \hat{\mathcal{Y}} : |f(\mathbf{y}^{(m)}, \mathbf{x}, \mathbf{t}) - f(\mathbf{y}', \mathbf{x}, \mathbf{t})| \leq \varepsilon.$$

From this, we can also define the complementary notion of sensitivity, namely that semantically different answers should receive other confidence estimates:

Definition 4.3 (Sensitivity, A-SST). Let $\mathcal{E}(\mathcal{Y}) = \{\hat{\mathcal{Y}}_l\}_{l=1}^L$ be a finite partition of \mathcal{Y} s.t. $\bigcup_{l=1}^L \hat{\mathcal{Y}}_l = \mathcal{Y}$ and $\forall \hat{\mathcal{Y}}_l, \hat{\mathcal{Y}}_{l'} \in \mathcal{E}, l \neq l' : \hat{\mathcal{Y}}_l \cap \hat{\mathcal{Y}}_{l'} = \emptyset$. Then, given an input \mathbf{x} , prompt \mathbf{t} and that each $\hat{\mathcal{Y}}_l \in \mathcal{E}(\mathcal{Y})$ is a set of semantically equivalent responses, a confidence estimator f is *sensitive* iff

$$\forall \hat{\mathcal{Y}}_l, \hat{\mathcal{Y}}_{l'} \in \mathcal{E}(\mathcal{Y}), l \neq l', \mathbf{y} \in \hat{\mathcal{Y}}_l, \mathbf{y}' \in \hat{\mathcal{Y}}_{l'} : |f(\mathbf{y}, \mathbf{x}, \mathbf{t}) - f(\mathbf{y}', \mathbf{x}, \mathbf{t})| > \varepsilon.$$

In practice, we do not necessarily check all the different pairs of responses from different sets of semantically equivalent answers $\hat{\mathcal{Y}}_l$, to show that this is true, but just restrict ourselves to the most salient sets.

Stability & Sensitivity Metric. For each test sample, the group with the most answers is denoted as $\hat{\mathcal{Y}}^{\max}$ and used to evaluate stability, while the group with the fewest answers is denoted as $\hat{\mathcal{Y}}^{\min}$ and used for sensitivity comparisons. *Stability* ($\hat{\sigma}_s, \uparrow$) measures the variability of confidence scores among semantically equivalent answers:

$$\hat{\sigma}_s = 1 - \frac{1}{N} \sum_{i=1}^N \text{Std}\left(\{f(\mathbf{y}_j, \mathbf{x}_i, \mathbf{t})\}_{\mathbf{y}_j \in \hat{\mathcal{Y}}_i^{\max}}\right). \quad (4)$$

²In practice, semantic equivalence can be empirically determined using bi-directional entailment classification like in Kuhn et al. (2023) or LLM-as-a-judge. In our case, we choose the latter.

Sensitivity (λ, \uparrow) quantifies how effectively a CE method distinguishes semantically different answers relative to semantically equivalent ones. Formally, we define it as:

$$\lambda = \frac{1}{N} \sum_{i=1}^N |\Delta(\mathcal{Y}_i^{\max}, \hat{\mathcal{Y}}_i^{\min}) - \Delta(\mathcal{Y}_i^{\max}, \hat{\mathcal{Y}}_i^{\max})|, \quad (5)$$

where

$$c(\mathbf{y}) \equiv f(\mathbf{y}, \mathbf{x}, \mathbf{t}) \quad (6)$$

$$\Delta(\hat{\mathcal{Y}}, \hat{\mathcal{Y}}') = \frac{1}{|\hat{\mathcal{Y}}||\hat{\mathcal{Y}}'|} \sum_{\mathbf{y} \in \hat{\mathcal{Y}}} \sum_{\mathbf{y}' \in \hat{\mathcal{Y}}'} |c(\mathbf{y}) - c(\mathbf{y}')|. \quad (7)$$

A high value of λ indicates that the confidence differences between semantically different answers are much larger than those among equivalent answers, and therefore the CE is sensitive to changes in meaning.

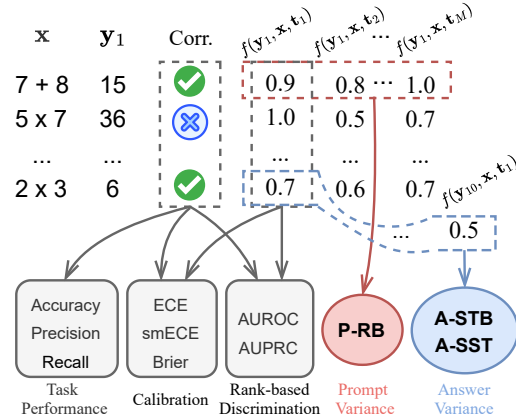


Figure 2: Comparison of different evaluation metrics for confidence estimator, based on the data they require. While other metrics use correctness labels, P-RB, A-STB and A-SST solely rely on measurements from different model answers and prompts.

It should be noted that our metrics are in a sense unsupervised, as they do not require any information about the correctness of a response in contrast to other common ways to evaluate CE, as depicted in Figure 2. This is especially attractive in cases where automated correctness judgements are expensive, difficult or noisy, e.g. ambiguous questions (Min et al., 2020) or questions whose answers change over time (Pletenev et al., 2025).

5 Experimental Setup

Our experiments are conducted on an aggregation of four question answering datasets and nine LLMs

across different model families and sizes.

Evaluated Methods. We benchmark five CE methods. (1) probability (**Prob.**): aggregates the token probabilities of the generated answer under greedy decoding and normalizes them by length as confidence. (2) Platt Scaling (**PS**; Platt, 1999) applies two scalars, which are obtained by minimizing the mean-squared error between model confidences and answer correctness, to scale the sequence probability. (3) Verbalized confidence (**VC**) directly elicits confidence scores from the LLM itself by prompting it to state how certain it is about its answer, following recent work on self-reported confidence (Tian et al., 2023; Xiong et al., 2024). (4) **P(True)** prompts the LLMs to judge if the response is true or false, and uses the normalized probability of the “True” token as confidence (Kadavath et al., 2022). (5) Calib-1-Focal (**Calib1**) trains an auxiliary calibration classifier (Ulmer et al., 2024; Xia et al., 2025a) with focal loss (Mukhoti et al., 2020), which uses the LLM input and responses as inputs and correctness of the responses as targets. We also employ a random baseline (**BL**) that predicts uniform random confidence.

Datasets. We perform our experiments on four open-ended question-answering benchmarks covering diverse topics. It includes 2,000 randomly sampled training examples each from Natural Questions (NQ; Kwiatkowski et al., 2019), SciQ (Welbl et al., 2017), TriviaQA (Joshi et al., 2017), and PopQA (Mallen et al., 2023). All methods are evaluated on randomly sampled 1,000 test samples from each corresponding dataset.

LLMs. We evaluate nine large language models spanning five major families. From **GPT**, we include GPT-4o (gpt-4o-2024-11-20; OpenAI, 2024). From **Mistral**, we use Mistral-123B (Large-Instruct-2411; Mistral AI, 2024). From **Llama**, we test Llama-3.3-70B-Instruct (Meta AI, 2024). From **Qwen**, we cover three model sizes: Qwen2.5-72B, Qwen2.5-32B, and Qwen2.5-14B (Yang et al., 2024). Finally, from **OLMo**, we assess a broad range of models (Team OLMo et al., 2024), including OLMo-2-0325-32B-Instruct (OLMo-32B), OLMo-2-1124-13B (OLMo-13B), and OLMo-2-1124-7B (OLMo-7B).

Experimental Design. We first use an *answer-elicitation prompt* that instructs the LLM to produce an answer to the input question. At this stage, **Prob.**,

PS, **P(True)** and **Calib1** can already estimate confidence scores based on the generated answer. In contrast, **VC** requires an additional *confidence-elicitation prompt* to guide the LLM in verbalizing its confidence regarding the produced answer. To isolate the effect of prompt perturbations on confidence estimation, we only perturb the prompts directly involved in it, namely the *confidence-elicitation prompt* for **VC** and the *answer-elicitation prompt* otherwise. For measuring prompt robustness, we use greedy decoding to ensure that any variability is solely driven by prompt perturbations.

Answer-elicitation Prompt Perturbation. To avoid introducing ambiguity, we keep the question fixed and perturb only the instructions that elicit the LLM’s answer. Variants include forms such as “answer the question” and “provide an answer to the question.” Each prompt also enforces conciseness, with phrases like “give ONLY the answer,” “no other words or explanation,” “without explanation,” “as short as possible,” and “with minimal words.” In total, we designed 10 prompts incorporating these variants (see Table 4 in the appendix).

Confidence-elicitation Prompt Perturbations.

To evaluate robustness, we design seven variants of the confidence-elicitation prompt (see Appendix, Table 5), grouped into three types: (i) Scale variants, which elicit confidence using numerical ranges of 0–1, 0–100%, and 0–10; (ii) Lexical variants, which vary the key term used to request a score between 0 and 1 (“probability”, “certainty” and “confidence”); and (iii) Linguistic expressions, following Tian et al. (2023), which elicit confidence using predefined verbal scales from “Almost No Chance” to “Almost certain”, and a corresponding multiple-choice format (e.g., “a: Almost No Chance”). Those selected expressions are converted to numerical scores according to rules in Section A.2. All confidence outputs are normalized to a 0–1 scale for comparison.

Evaluation. We use GPT-4o as a judge model (see prompt in Section A.1) to determine the semantic equivalence between LLM responses and target answers for correctness evaluation, as well as the semantic equivalence among sampled responses when computing stability and sensitivity metrics.

What was the name of the frog in the children’s TV series Hector’s House? GPT-4o: Kiki. Corr.: 1					Who won season 16 on dancing with the stars? Mistral: Nicole Scherzinger. Corr.: 0			
CE	max	min	mean	P-RB	max	min	mean	P-RB
Prob.	1.00	0.80	0.96	0.94	0.13	0.01	0.07	0.94
PS	0.68	0.64	0.67	0.99	0.69	0.62	0.65	0.97
VC	0.95	0.05	0.70	0.72	1.00	0.80	0.96	0.93
P(True)	1.00	0.38	0.91	0.80	0.50	0.01	0.07	0.85
Calib1	0.32	0.28	0.30	0.99	0.44	0.43	0.44	1.00

Table 2: Case study (Left: GPT-4o, right: Mistral) of prompt robustness. We present the confidence statistics of CE methods when using perturbed prompts for the test sample.

In humans, fertilization occurs soon after the oocyte leaves this? y^* : Ovary							What genre is Amen? y^* : Situation comedy						
	<i>Ovary</i>	<i>The ovary.</i>	<i>Ovary.</i>	<u>Fallopian tube.</u>	A-STB	A-SST	<i>R&B</i>	<i>Gospel</i>	<u>Drama</u>	<i>Rap Rock</i>	<i>Reggae</i>	A-STB	A-SST
Prob.	0.80	0.44	0.60	0.75	0.87	0.02	0.67	0.56	0.43	0.72	0.57	1.00	0.24
PS	0.70	0.62	0.66	0.69	0.97	0.01	0.63	0.61	0.57	0.64	0.61	1.00	0.06
VC	0.90	0.90	0.90	0.95	1.00	0.05	0.95	0.95	0.95	0.85	0.95	1.00	0.00
P(True)	1.00	1.00	1.00	0.00	1.00	1.00	0.03	0.10	0.75	0.11	0.05	1.00	0.72
Calib1	0.93	0.80	0.86	0.88	0.95	0.01	0.10	0.53	0.30	0.13	0.42	1.00	0.20

Table 3: Case study (Left: GPT-4o, right: Mistral) of answer stability and sensitivity. The confidence estimated for answers in \hat{y}^{\max} (*italic*), \hat{y}^{\min} (underlined) and more are shown. \hat{y}^{\max} can contain multiple same answers.

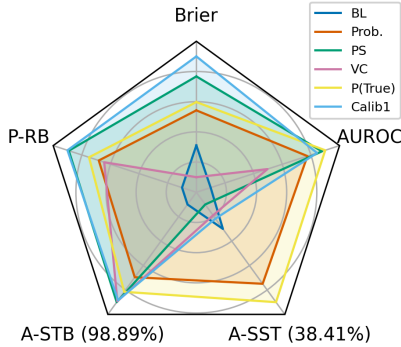


Figure 3: Averaged performance (\uparrow) among all models. The percentage indicates the amount of data that fulfills the requirement for evaluation of the metric (more than one answer in \hat{y}^{\max} for A-STB, and at least two semantically different answer groups for A-SST).

6 Results and Analysis

We present the average results across all evaluated models in Figure 3 and provide a detailed breakdown in Figure 5 (raw numbers are shown in Table 6). Our analysis covers five complementary perspectives: robustness (P-RB), stability (A-STB), sensitivity (A-SST), discrimination (AUROC) and calibration (Brier score). Together, these reveal nuanced trade-offs across methods and models.

Finding 1: CE methods with near-top Brier score and AUROC can still underperform on the

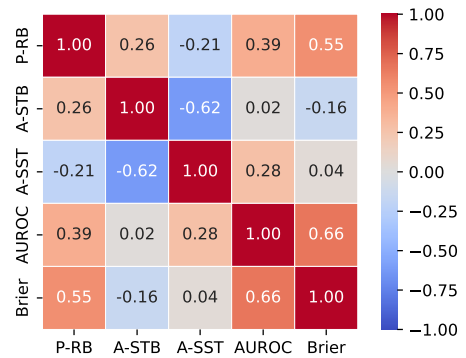


Figure 4: Pearson correlation of metrics.

proposed metrics. Figure 3 shows that P(True), despite achieving the highest AUROC, is sensitive to prompt perturbations and therefore performs poorly on the P-RB metric. As illustrated in Table 2, the gap between maximum and minimum confidences of P(True) is around or more than 0.5 for the test examples. PS, which ranks among the top two methods on both Brier score and AUROC, underperforms the random baseline in sensitivity. The case study in Table 3 shows that PS assigns very similar confidence scores to all answers, and is sensitive to surface-level changes such as punctuation; for example, adding a comma reduces the confidence by 0.06 in the GPT-4o case. Similarly, Calib-1, which achieves the best Brier score, under-

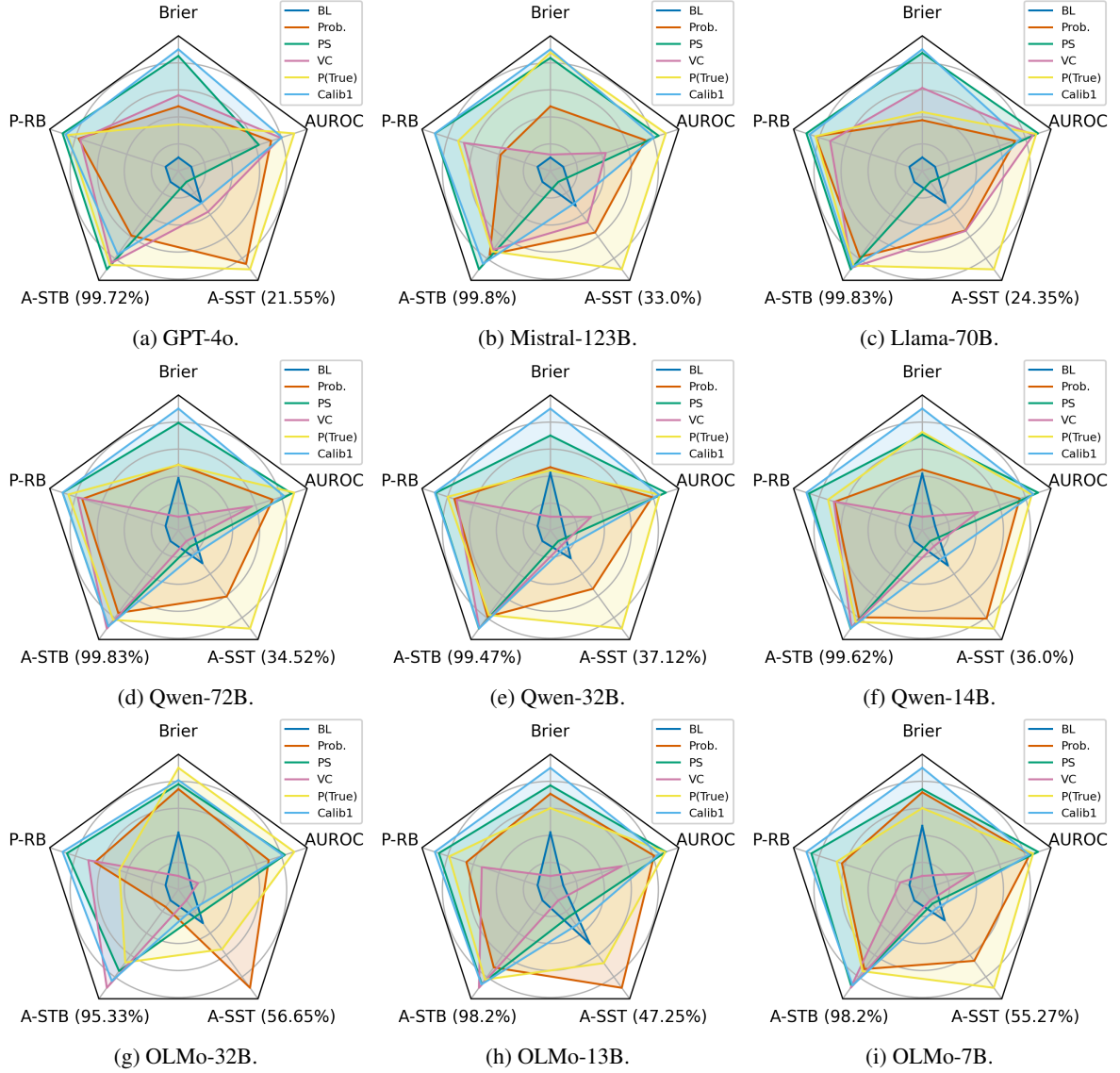


Figure 5: Performance of CE methods evaluated on different models.

performs P(True), Prob. and baseline in sensitivity. Overall, these results demonstrate that the proposed metrics uncover weaknesses in existing CE methods that are not revealed by standard calibration and ranking metrics.

Finding 2: VC, Prob., and P(True) are more affected by prompt perturbations. As shown in Figure 3, VC methods, which directly rely on prompting, are the most sensitive to prompt perturbations. Prob. and P(True), while indirectly influenced by prompts through their dependence on output logits, are more robust than VC but less robust than post-hoc methods (PS) and auxiliary models (Calib1).

Finding 3: Calib1, VC and PS are the most stable for equivalent answers, but only P(True) and Prob. effectively distinguish different an-

swers. As shown in Table 3, many methods, such as VC, achieve high stability by assigning similar confidence scores to equivalent answers. But only P(True) and Prob. outperform baseline in sensitivity. High stability or sensitivity alone does not imply good performance. For example, Prob. is sensitive to surface-level changes, such as punctuation, which can lead to undesirable variability. These results suggest that an effective CE method should achieve both high stability and strong sensitivity.

Finding 4: Brier of CE methods is moderately correlated with robustness, and stability is negatively correlated with sensitivity. As shown in Figure 4, CE methods with better Brier scores tend to achieve higher P-RB scores. In contrast, methods that perform well on stability may exhibit lower sensitivity. We further observe only a weak

correlation between AUROC and sensitivity. Although both metrics assess discriminative ability, they capture different aspects: AUROC measures separation between correct and incorrect responses, whereas sensitivity measures responsiveness to answer semantic changes. We take the totality of correlation coefficients in Figure 4 as evidence that our metrics outline new, meaningful axes along which we can evaluate CE methods for LLMs.

Finding 5: The robustness and sensitivity of VC vary substantially across models. Figure 5 shows that larger models, such as GPT-4o, Mistral, produce more reliable VC compared to smaller ones like OLMo models. OLMo models consistently underperform those from the Qwen family in terms of robustness and sensitivity. Other CE methods are less affected by model differences; in particular, PS and Calib-1 show relatively stable performance across models, reflecting their weaker dependence on underlying model quality.

7 Conclusion

We propose a comprehensive evaluation framework for confidence estimation in LLMs that goes beyond calibration and ranking metrics. Our three complementary metrics capture important reliability properties that are overlooked by existing CE evaluations. Experiments show that strong Brier or AUROC performance does not guarantee robustness to prompt perturbations or effective discrimination between answers. Our results suggest that method choice should depend on application priorities: post-hoc and auxiliary methods (PS, Calib1) are preferable when robustness and stability are critical, while logit-based and self-evaluation methods (Prob., P(True)) provide higher sensitivity at the cost of robustness. Overall, our framework highlights key trade-offs and offers practical guidance for designing and using CE methods in LLM deployments.

Limitations

While our study provides a comprehensive evaluation of LLM confidence estimation across robustness, stability, sensitivity, calibration, and discrimination, several limitations remain.

First, our analysis is limited to English and fact-based question answering tasks; extending to multilingual or open-ended domains (e.g., reasoning, dialogue, or creative generation) may reveal different findings. Second, although we designed a

diverse set of prompting strategies, they do not exhaustively capture all linguistic and contextual variations that may influence confidence expression. In particular, for the answer-eliciting prompts, it remains challenging to construct more aggressive perturbations that preserve identical semantic meaning and avoid ambiguity across all questions and datasets. Third, our evaluation relies on GPT-4o as a judge model to assess answer correctness and semantic equivalence. While this enables scalable annotation, it may introduce model-specific biases (Bavaresco et al., 2025). Fourth, we do not include consistency-based confidence estimation methods. In this work, we focus on single-pass CE methods since our metrics themselves rely on multiple samples to be computed, and is therefore incompatible with self-consistency. Finally, our evaluation is static; future work could explore dynamic or interactive settings where models can revise their confidence based on feedback or uncertainty cues.

Acknowledgments

This research has been funded by the Vienna Science and Technology Fund (WWTF)[10.47379/VRG19008] “Knowledge infused Deep Learning for Natural Language Processing”, and is supported by the Dutch National Science Foundation (NWO Vici VI.C.212.053).

References

- Michael Alfertshofer, Cosima C Hoch, Paul F Funk, Katharina Hollmann, Barbara Wollenberg, Samuel Knoedler, and Leonard Knoedler. 2024. [Sailing the seven seas: a multinational comparison of chatgpt’s performance on medical licensing examinations](#). *Annals of Biomedical Engineering*, 52(6):1542–1545.
- Tariq Alqahtani, Hisham A Badreldin, Mohammed Al-rashed, Abdulrahman I Alshaya, Sahar S Alghamdi, Khalid Bin Saleh, Shuroug A Alowais, Omar A Alshaya, Ishrat Rahman, Majed S Al Yami, et al. 2023. [The emergent role of artificial intelligence, natural learning processing, and large language models in higher education and research](#). *Research in social and administrative pharmacy*, 19(8):1236–1242.
- Joris Baan, Nico Daheim, Evgenia Ilia, Dennis Ulmer, Haau-Sing Li, Raquel Fernández, Barbara Plank, Rico Sennrich, Chrysoula Zerva, and Wilker Aziz. 2023. [Uncertainty in natural language generation: From theory to applications](#). *arXiv preprint arXiv:2307.15703*.
- Anna Bavaresco, Raffaella Bernardi, Leonardo Bertolazzi, Desmond Elliott, Raquel Fernández, Albert Gatt, Esam Ghaleb, Mario Giulianelli, Michael

- Hanna, Alexander Koller, et al. 2025. LLMs instead of human judges? a large scale empirical study across 20 nlp evaluation tasks. In *Proceedings of the 63rd Annual Meeting of the Association for Computational Linguistics (Volume 2: Short Papers)*, pages 238–255.
- Jarosław Błasiok and Preetum Nakkiran. 2024. [Smooth ECE: Principled reliability diagrams via kernel smoothing](#). In *The Twelfth International Conference on Learning Representations*.
- Andrew P. Bradley. 1997. [The use of the area under the roc curve in the evaluation of machine learning algorithms](#). *Pattern Recognition*, 30(7):1145–1159.
- Glenn W. Brier. 1950. [Verification of forecasts expressed in terms of probability](#). *Monthly Weather Review*, 78(1):1 – 3.
- Collin Burns, Haotian Ye, Dan Klein, and Jacob Steinhardt. 2023. [Discovering latent knowledge in language models without supervision](#). In *The Eleventh International Conference on Learning Representations*.
- Bertrand Charpentier, Daniel Zügner, and Stephan Günnemann. 2020. [Posterior network: Uncertainty estimation without ood samples via density-based pseudo-counts](#). *Advances in neural information processing systems*, 33:1356–1367.
- Jiuhai Chen and Jonas Mueller. 2024. [Quantifying uncertainty in answers from any language model and enhancing their trustworthiness](#). In *Proceedings of the 62nd Annual Meeting of the Association for Computational Linguistics (Volume 1: Long Papers)*, pages 5186–5200, Bangkok, Thailand. Association for Computational Linguistics.
- Meiqi Chen, Yixin Cao, Yan Zhang, and Chaochao Lu. 2024. [Quantifying and mitigating unimodal biases in multimodal large language models: A causal perspective](#). In *Findings of the Association for Computational Linguistics: EMNLP 2024*, pages 16449–16469, Miami, Florida, USA. Association for Computational Linguistics.
- Wade Fagen-Ulmschneider. 2023. [Perception of probability words](#). Manuscript, University of Illinois Urbana-Champaign.
- Zijian Feng, Hanzhang Zhou, Zixiao Zhu, Junlang Qian, and Kezhi Mao. 2024. [Unveiling and manipulating prompt influence in large language models](#). In *The Twelfth International Conference on Learning Representations, ICLR 2024, Vienna, Austria, May 7-11, 2024*. OpenReview.net.
- Jiahui Geng, Fengyu Cai, Yuxia Wang, Heinz Koepl, Preslav Nakov, and Iryna Gurevych. 2024. [A survey of confidence estimation and calibration in large language models](#). In *Proceedings of the 2024 Conference of the North American Chapter of the Association for Computational Linguistics: Human Language Technologies (Volume 1: Long Papers)*, pages 6577–6595, Mexico City, Mexico. Association for Computational Linguistics.
- Tobias Groot and Matias Valdenegro Toro. 2024. [Overconfidence is key: Verbalized uncertainty evaluation in large language and vision-language models](#). In *Proceedings of the 4th Workshop on Trustworthy Natural Language Processing (TrustNLP 2024)*, pages 145–171, Mexico City, Mexico. Association for Computational Linguistics.
- Chuan Guo, Geoff Pleiss, Yu Sun, and Kilian Q. Weinberger. 2017. On calibration of modern neural networks. In *Proceedings of the 34th International Conference on Machine Learning - Volume 70, ICML’17*, page 1321–1330. JMLR.org.
- Yuheng Huang, Jiayang Song, Zhijie Wang, Shengming Zhao, Huaming Chen, Felix Juefei-Xu, and Lei Ma. 2025. [Look before you leap: An exploratory study of uncertainty analysis for large language models](#). *IEEE Transactions on Software Engineering*, 51(2):413–429.
- Mandar Joshi, Eunsol Choi, Daniel S Weld, and Luke Zettlemoyer. 2017. Triviaqa: A large scale distantly supervised challenge dataset for reading comprehension. In *Proceedings of the 55th Annual Meeting of the Association for Computational Linguistics (Volume 1: Long Papers)*, pages 1601–1611.
- Chethan Kadavath, Amanda Askell, Jackson Kernion, Tom Henighan, Ben Mann, Gretchen Krueger, Sarah Kreps, Aaron McKane, Gaurav Mistry, Joe Kim, et al. 2023. [Prompting GPT-3 to be reliable](#). In *Proceedings of the 11th International Conference on Learning Representations (ICLR)*.
- Saurav Kadavath, Tom Conerly, Amanda Askell, Tom Henighan, Dawn Drain, Ethan Perez, Nicholas Schiefer, Zac Hatfield-Dodds, Nova DasSarma, Eli Tran-Johnson, Scott Johnston, Sheer El-Showk, Andy Jones, Nelson Elhage, Tristan Hume, Anna Chen, Yuntao Bai, Sam Bowman, Stanislav Fort, Deep Ganguli, Danny Hernandez, Josh Jacobson, Jackson Kernion, Shauna Kravec, Liane Lovitt, Kamal Ndousse, Catherine Olsson, Sam Ringer, Dario Amodei, Tom Brown, Jack Clark, Nicholas Joseph, Ben Mann, Sam McCandlish, Chris Olah, and Jared Kaplan. 2022. [Language models \(mostly\) know what they know](#). Preprint, arXiv:2207.05221.
- John Kirchenbauer, Jacob Oaks, and Eric Heim. 2022. [What Is Your Metric Telling You? Evaluating Classifier Calibration under Context-specific Definitions of Reliability](#). ArXiv preprint, abs/2205.11454.
- Lorenz Kuhn, Yarin Gal, and Sebastian Farquhar. 2023. [Semantic uncertainty: Linguistic invariances for uncertainty estimation in natural language generation](#). In *Proceedings of the 11th International Conference on Learning Representations (ICLR)*.
- Ananya Kumar, Percy Liang, and Tengyu Ma. 2019. [Verified Uncertainty Calibration](#). In *Advances in Neural Information Processing Systems 32: Annual*

- Conference on Neural Information Processing Systems 2019, NeurIPS 2019, December 8-14, 2019, Vancouver, BC, Canada*, pages 3787–3798.
- Tom Kwiatkowski, Jennimaria Palomaki, Olivia Redfield, Michael Collins, Ankur Parikh, Chris Alberti, Danielle Epstein, Illia Polosukhin, Jacob Devlin, Kenton Lee, et al. 2019. Natural questions: a benchmark for question answering research. *Transactions of the Association for Computational Linguistics*, 7:453–466.
- Florian Le Bronnec, Alexandre Verine, Benjamin Negrevert, Yann Chevalere, and Alexandre Alauzen. 2024. [Exploring precision and recall to assess the quality and diversity of LLMs](#). In *Proceedings of the 62nd Annual Meeting of the Association for Computational Linguistics (Volume 1: Long Papers)*, pages 11418–11441, Bangkok, Thailand. Association for Computational Linguistics.
- Stephanie Lin, Jacob Hilton, and Owain Evans. 2022. [Teaching models to express their uncertainty in words](#). *Transactions on Machine Learning Research*.
- Zhen Lin, Shubhendu Trivedi, and Jimeng Sun. 2024. [Generating with confidence: Uncertainty quantification for black-box large language models](#). *Transactions on Machine Learning Research*.
- Jeremiah Zhe Liu, Shreyas Padhy, Jie Ren, Zi Lin, Yeming Wen, Ghassen Jerfel, Zachary Nado, Jasper Snoek, Dustin Tran, and Balaji Lakshminarayanan. 2023. A simple approach to improve single-model deep uncertainty via distance-awareness. *Journal of Machine Learning Research*, 24(42):1–63.
- Xin Liu, Muhammad Khalifa, and Lu Wang. 2024. [Litcab: Lightweight language model calibration over short- and long-form responses](#). In *Proceedings of the Twelfth International Conference on Learning Representations*. ICLR.
- Alex Mallen, Akari Asai, Victor Zhong, Rajarshi Das, Daniel Khashabi, and Hannaneh Hajishirzi. 2023. [When not to trust language models: Investigating effectiveness of parametric and non-parametric memories](#). In *Proceedings of the 61st Annual Meeting of the Association for Computational Linguistics (Volume 1: Long Papers)*, pages 9802–9822, Toronto, Canada. Association for Computational Linguistics.
- Potsawee Manakul, Adian Liusie, and Mark J. F. Gales. 2023. [Selfcheckgpt: Zero-resource black-box hallucination detection for generative large language models](#). *Preprint*, arXiv:2303.08896.
- Meta AI. 2024. [Introducing meta llama 3: The most capable openly available llm to date](#). Accessed: 2025-05-01.
- Sabrina J Mielke, Arthur Szlam, Emily Dinan, and Y-Lan Boureau. 2022. Reducing conversational agents’ overconfidence through linguistic calibration. *Transactions of the Association for Computational Linguistics*, 10:857–872.
- Sewon Min, Xinxu Lyu, Ari Holtzman, Mikel Artetxe, Mike Lewis, Hannaneh Hajishirzi, and Luke Zettlemoyer. 2022. Rethinking the role of demonstrations: What makes in-context learning work? In *Proceedings of the 2022 Conference on Empirical Methods in Natural Language Processing*, pages 11048–11064.
- Sewon Min, Julian Michael, Hannaneh Hajishirzi, and Luke Zettlemoyer. 2020. [AmbigQA: Answering ambiguous open-domain questions](#). In *Proceedings of the 2020 Conference on Empirical Methods in Natural Language Processing (EMNLP)*, pages 5783–5797, Online. Association for Computational Linguistics.
- Mistral AI. 2024. [Mistral large instruct 2411](#). Accessed: 2025-05-01.
- Lwin Moe, Uyen Trang Nguyen, and Boi Trinh Luu. 2025. [Mitigating class imbalance in fact-checking datasets through llm-based synthetic data generation](#). In *Proceedings of the 4th ACM International Workshop on Multimedia AI against Disinformation, MAD’ 25*, page 73–80, New York, NY, USA. Association for Computing Machinery.
- Jishnu Mukhoti, Viveka Kulharia, Amartya Sanyal, Stuart Golodetz, Philip Torr, and Puneet Dokania. 2020. Calibrating deep neural networks using focal loss. *Advances in Neural Information Processing Systems*, 33:15288–15299.
- Shiyu Ni, Keping Bi, Lulu Yu, and Jiafeng Guo. 2025. Are large language models more honest in their probabilistic or verbalized confidence? In *Information Retrieval*, pages 124–135, Singapore. Springer Nature Singapore.
- Jeremy Nixon, Michael W. Dusenberry, Linchuan Zhang, Ghassen Jerfel, and Dustin Tran. 2019. Measuring Calibration in Deep Learning. In *IEEE Conference on Computer Vision and Pattern Recognition Workshops, CVPR Workshops 2019, Long Beach, CA, USA, June 16-20, 2019*, pages 38–41.
- OpenAI. 2024. [Hello gpt-4o](#). Accessed: 2025-05-01.
- Kazuki Osawa, Siddharth Swaroop, Mohammad Emtiyaz Khan, Anirudh Jain, Runa Eschenhagen, Richard E Turner, and Rio Yokota. 2019. Practical deep learning with bayesian principles. *Advances in neural information processing systems*, 32.
- Yaniv Ovadia, Emily Fertig, Jie Ren, Zachary Nado, David Sculley, Sebastian Nowozin, Joshua Dillon, Balaji Lakshminarayanan, and Jasper Snoek. 2019. Can you trust your model’s uncertainty? evaluating predictive uncertainty under dataset shift. *Advances in neural information processing systems*, 32.
- John Platt. 1999. Probabilistic outputs for support vector machines and comparisons to regularized likelihood methods. *Advances in Large Margin Classifiers*, 10(3):61–74.

- Sergey Pletenev, Maria Marina, Nikolay Ivanov, Daria Galimzianova, Nikita Krayko, Mikhail Salnikov, Vasily Konovalov, Alexander Panchenko, and Viktor Moskvoretskii. 2025. [Will it still be true tomorrow? multilingual evergreen question classification to improve trustworthy QA](#). In *Proceedings of the 2025 Conference on Empirical Methods in Natural Language Processing*, pages 8603–8620, Suzhou, China. Association for Computational Linguistics.
- Melanie Sclar, Yejin Choi, Yulia Tsvetkov, and Alane Suhr. 2024. [Quantifying language models’ sensitivity to spurious features in prompt design or: How I learned to start worrying about prompt formatting](#). In *The Twelfth International Conference on Learning Representations, ICLR 2024, Vienna, Austria, May 7-11, 2024*. OpenReview.net.
- Ola Shorinwa, Zhiting Mei, Justin Lidard, Allen Z. Ren, and Anirudha Majumdar. 2025. [A survey on uncertainty quantification of large language models: Taxonomy, open research challenges, and future directions](#). *ACM Comput. Surv.*, 58(3).
- Elias Stengel-Eskin and Benjamin Van Durme. 2023. [Calibrated interpretation: Confidence estimation in semantic parsing](#). *Preprint*, arXiv:2211.07443.
- Team OLMo, Pete Walsh, Luca Soldaini, Dirk Groeneveld, Kyle Lo, Shane Arora, Akshita Bhagia, Yuling Gu, Shengyi Huang, Matt Jordan, Nathan Lambert, Dustin Schwenk, Oyvind Tafjord, Taira Anderson, David Atkinson, Faeze Brahman, Christopher Clark, Pradeep Dasigi, Nouha Dziri, Michal Guerquin, Hamish Ivison, Pang Wei Koh, Jiacheng Liu, Saumya Malik, William Merrill, Lester James V. Miranda, Jacob Morrison, Tyler Murray, Crystal Nam, Valentina Pyatkin, Aman Rangapur, Michael Schmitz, Sam Skjonsberg, David Wadden, Christopher Wilhelm, Michael Wilson, Luke Zettlemoyer, Ali Farhadi, Noah A. Smith, and Hannaneh Hajishirzi. 2024. [2 olmo 2 furious](#). *arXiv preprint arXiv:2501.00656*.
- Katherine Tian, Eric Mitchell, Allan Zhou, Archit Sharma, Rafael Rafailov, Huaxiu Yao, Chelsea Finn, and Christopher Manning. 2023. [Just ask for calibration: Strategies for eliciting calibrated confidence scores from language models fine-tuned with human feedback](#). In *Proceedings of the 2023 Conference on Empirical Methods in Natural Language Processing*, pages 5433–5442, Singapore. Association for Computational Linguistics.
- Dennis Ulmer, Jes Frellsen, and Christian Hardmeier. 2022. [Exploring predictive uncertainty and calibration in NLP: A study on the impact of method & data scarcity](#). In *Findings of the Association for Computational Linguistics: EMNLP 2022*, pages 2707–2735, Abu Dhabi, United Arab Emirates. Association for Computational Linguistics.
- Dennis Ulmer, Martin Gubri, Hwaran Lee, Sangdoo Yun, and Seong Oh. 2024. [Calibrating large language models using their generations only](#). In *Proceedings of the 62nd Annual Meeting of the Association for Computational Linguistics (Volume 1: Long Papers)*, pages 15440–15459, Bangkok, Thailand. Association for Computational Linguistics.
- Dennis Ulmer, Alexandra Lorson, Ivan Titov, and Christian Hardmeier. 2025. [Anthropomorphic uncertainty: What verbalized uncertainty in language models is missing](#). *arXiv preprint arXiv:2507.10587*.
- Roman Vashurin, Ekaterina Fadeeva, Artem Vazhentsev, Lyudmila Rvanova, Daniil Vasilev, Akim Tsvigun, Sergey Petrakov, Rui Xing, Abdelrahman Sadallah, Kirill Grishchenkov, Alexander Panchenko, Timothy Baldwin, Preslav Nakov, Maxim Panov, and Artem Shelmanov. 2025. [Benchmarking uncertainty quantification methods for large language models with lm-polygraph](#). *Transactions of the Association for Computational Linguistics*, 13:220–248.
- Artem Vazhentsev, Gleb Kuzmin, Artem Shelmanov, Akim Tsvigun, Evgenii Tsybalov, Kirill Fedyanin, Maxim Panov, Alexander Panchenko, Gleb Gusev, Mikhail Burtsev, et al. 2022. [Uncertainty estimation of transformer predictions for misclassification detection](#). In *Proceedings of the 60th Annual Meeting of the Association for Computational Linguistics (Volume 1: Long Papers)*, pages 8237–8252.
- vLLM Contributors. 2023. [vllm: A high-throughput and memory-efficient llm serving library](#). <https://github.com/vllm-project/vllm>. Accessed: 2025-01.
- Lean Wang, Lei Li, Damai Dai, Deli Chen, Hao Zhou, Fandong Meng, Jie Zhou, and Xu Sun. 2023. [Label words are anchors: An information flow perspective for understanding in-context learning](#). In *Proceedings of the 2023 Conference on Empirical Methods in Natural Language Processing*, pages 9840–9855.
- Johannes Welbl, Nelson F. Liu, and Matt Gardner. 2017. [Crowdsourcing multiple choice science questions](#). In *Proceedings of the 3rd Workshop on Noisy User-generated Text*, pages 94–106, Copenhagen, Denmark. Association for Computational Linguistics.
- Yuxi Xia, Pedro Henrique Luz De Araujo, Klim Zaporozhets, and Benjamin Roth. 2025a. [Influences on LLM calibration: A study of response agreement, loss functions, and prompt styles](#). In *Proceedings of the 63rd Annual Meeting of the Association for Computational Linguistics (Volume 1: Long Papers)*, pages 3740–3761, Vienna, Austria. Association for Computational Linguistics.
- Yuxi Xia, Klim Zaporozhets, and Benjamin Roth. 2025b. [Learn to pick the winner: Black-box ensembling for textual and visual question answering](#). In *Proceedings of the 21st Conference on Natural Language Processing (KONVENS 2025): Long and Short Papers*, pages 12–26, Hannover, Germany. HsH Applied Academics.

Dongfu Xiao, Chen Gao, Zhengquan Luo, Chi Liu, and Sheng Shen. 2025. [Can llms assist computer education? an empirical case study of deepseek](#). *Preprint*, arXiv:2504.00421.

Miao Xiong, Zhiyuan Hu, Xinyang Lu, Yifei Li, Jie Fu, Junxian He, and Bryan Hooi. 2024. [Can llms express their uncertainty? an empirical evaluation of confidence elicitation in llms](#). In *Proceedings of the 12th International Conference on Learning Representations (ICLR)*.

An Yang, Baosong Yang, Beichen Zhang, Binyuan Hui, Bo Zheng, Bowen Yu, Chengyuan Li, Dayiheng Liu, Fei Huang, Haoran Wei, Huan Lin, Jian Yang, Jianhong Tu, Jianwei Zhang, Jianxin Yang, Jiaxi Yang, Jingren Zhou, Junyang Lin, Kai Dang, Keming Lu, Keqin Bao, Kexin Yang, Le Yu, Mei Li, Mingfeng Xue, Pei Zhang, Qin Zhu, Rui Men, Runji Lin, Tianhao Li, Tianyi Tang, Tingyu Xia, Xingzhang Ren, Xuancheng Ren, Yang Fan, Yang Su, Yichang Zhang, Yu Wan, Yuqiong Liu, Zeyu Cui, Zhenru Zhang, and Zihan Qiu. 2024. [Qwen2.5 technical report](#). *arXiv preprint arXiv:2412.15115*.

Mozhi Zhang, Mianqiu Huang, Rundong Shi, Linsen Guo, Chong Peng, Peng Yan, Yaqian Zhou, and Xipeng Qiu. 2024. [Calibrating the confidence of large language models by eliciting fidelity](#). In *Proceedings of the 2024 Conference on Empirical Methods in Natural Language Processing*, pages 2959–2979, Miami, Florida, USA. Association for Computational Linguistics.

Kaitlyn Zhou, Jena Hwang, Xiang Ren, and Maarten Sap. 2024. [Relying on the unreliable: The impact of language models’ reluctance to express uncertainty](#). In *Proceedings of the 62nd Annual Meeting of the Association for Computational Linguistics (Volume 1: Long Papers)*, pages 3623–3643, Bangkok, Thailand. Association for Computational Linguistics.

Chiwei Zhu, Benfeng Xu, Quan Wang, Yongdong Zhang, and Zhendong Mao. 2023. [On the calibration of large language models and alignment](#). In *Conference on Empirical Methods in Natural Language Processing*.

Jingming Zhuo, Songyang Zhang, Xinyu Fang, Haodong Duan, Dahua Lin, and Kai Chen. 2024. [ProSA: Assessing and understanding the prompt sensitivity of LLMs](#). In *Findings of the Association for Computational Linguistics: EMNLP 2024*, pages 1950–1976, Miami, Florida, USA. Association for Computational Linguistics.

A Appendix

A.1 Prompts

Semantic Equivalence Judgment Prompt for Correctness

You are evaluating whether an answer is semantically equivalent to the reference answer. Judge meaning rather than exact wording. Two answers should be considered equivalent if they express the same meaning, even when using different phrasing, synonyms, or slightly different names referring to the same entity.

Also, treat answers as equivalent even if they include expressions of confidence or uncertainty (e.g., 'I'm pretty sure it's X' vs. 'X'). Focus on the core meaning of the answers and ignore differences in:

- wording or phrasing
- length
- fillers
- strengtheners or weakeners

Examples:

Answer: "Mount Everest" | Reference: "Everest" → YES;

Answer: "Albert Einstein" | Reference: "Einstein" → YES;

Answer: "Paris" | Reference: "The capital of France" → YES;

Answer: "Pacific Ocean" | Reference: "Atlantic Ocean" → NO;

Answer: "Jupiter" | Reference: "I think it's Jupiter" → YES;

Answer: "Mars" | Reference: "Maybe Venus" → NO.

Answer only with:

- 1 if semantically equivalent;
- 0 otherwise.

Question: <question>

Answer: <answer>

Reference answer: <target>

Equivalent:

Semantic Equivalence Judgment Prompt for Semantic Answer Groups

You are grouping 10 answers by their semantic equivalence. Your goal is to judge meaning, not exact wording. Two answers should belong to one group if they are semantically equivalent, even if they use different phrasing, synonyms, or slightly different names that refer to the same entity.

Also, treat answers as equivalent even if they include expressions of confidence or uncertainty (e.g., 'I'm pretty sure it's X' vs. 'X'). Focus on the core meaning of the answers and ignore differences in:

- wording or phrasing
- length
- fillers
- strengtheners or weakeners

Examples:

- Answer: 'Mount Everest' | Reference: 'Everest' → YES
- Answer: 'Albert Einstein' | Reference: 'Einstein' → YES
- Answer: 'Paris' | Reference: 'The capital of France' → YES
- Answer: 'Pacific Ocean' | Reference: 'Atlantic Ocean' → NO
- Answer: 'Jupiter' | Reference: 'I think it's Jupiter' → YES
- Answer: 'Mars' | Reference: 'Maybe Venus' → NO

Answer in a dict format only, answers in the same group fall into one dict, for example:

```
{1: answer1, 2: ...}
{4: answer4, 5: ...}
```

Question: <question>
Answer: <sampled answers >

A.2 Mapping of Linguistic Prompts

For the linguistic prompts, we followed [Tian et al. \(2023\)](#) to map the linguistic expressions to numerical scores. The specific mapping are [“Almost No Chance”, “Highly Unlikely”, “Chances are Slight”, “Little Chance”, “Unlikely”, “Probably Not”, “About Even”, “Better than Even”, “Likely”, “Probably”, “Very Good Chance”, “Highly Likely”, “Almost Certain”] to [0.02, 0.05, 0.1, 0.1, 0.2, 0.25, 0.5, 0.6, 0.7, 0.7, 0.8, 0.9, 0.95] according to [Fagen-Ulmschneider \(2023\)](#).

A.3 Implementation Details

Robustness. To evaluate robustness, we estimate confidence scores for the same answer under different prompt formulations. For GPT-4o, full input-sequence logits are not available, which prevents computing the probability of a fixed answer across prompts. We therefore compute confidence based on the generated output sequences instead. Note that this might bring minor changes in the overall robustness results for Prob. method, it does not impact our overall findings.

Stability and Sensitivity. We set the LLM temperature to 0.7 to generate diverse candidate answers. GPT-4o is used as a judge model to assess semantic equivalence and group answers accordingly.

CE Methods. For Calib-1, we follow the setup of [Xia et al. \(2025a\)](#), using BERT-base-uncased as the backbone model for training.

A.4 Technical Details

We use the vLLM ([vLLM Contributors, 2023](#)) library for LLM inference and serving, the temperature of all LLMs is set to 0 for greedy-encoding model outputs. All our experiments are conducted on NVIDIA HGX H100, which requires approximately 600 GPU hours to replicate.

A.5 Accuracy of Models

We present the detailed accuracy of models on each benchmark dataset in Fig. 6.

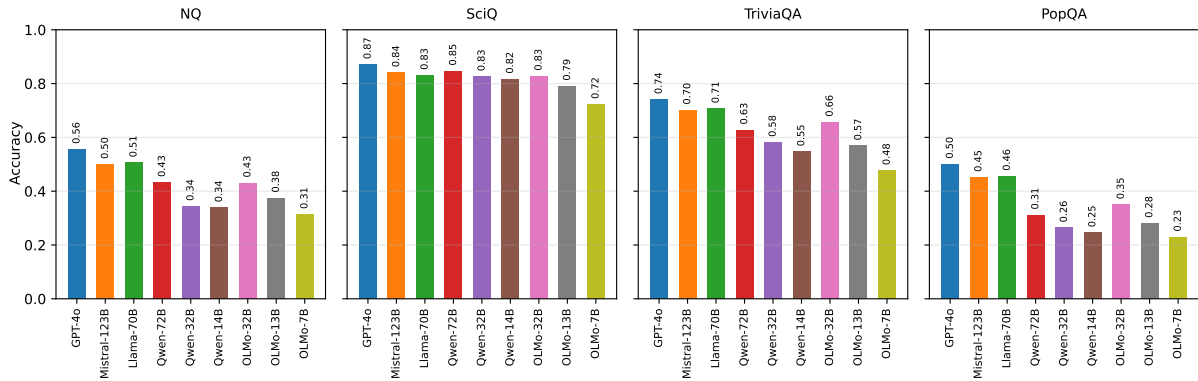
A.6 Robustness: Prompt-wise Confidence Analysis for VC

We examine the pairwise correlations of confidences between prompts for individual models (shown by Fig. 7-9). We found that larger models maintain higher stability of confidence, demonstrating their ability to respond to diverse confidence-eliciting prompts.

LLMs remain stable with the change of scales and lexical words in prompts. Fig. 7-9) shows that prompts of only scale and lexical words change tend to have more correlated verbalized confidence compared to adding linguistic expressions in the prompt. Small models ($\leq 32B$) struggle more in maintaining stability, especially with the multi-choice linguistic expression prompts.

A.7 Robustness: Results of Answer-elicited Prompts for VC

We further conducted an experiment applying VC using only the answer-elicited prompts to examine how confidence values change under this setting. This design allows us to isolate the influence of answer-elicited prompts on VC and directly compare it with the other two methods under consistent perturbation conditions, even though the confidence-elicited prompt is expected to have a more direct effect on VC. As shown in Table 7, when using answer-elicited prompts (Ans-P), VC produces more stable confidence estimates ($P-RB = 0.968$) compared to when confidence-elicited prompts are used ($P-RB = 0.904$). We hypothesize that this improvement in stability arises because the generated answers remain largely consistent across perturbed answer-elicited prompts, leading to nearly identical instructions when subsequently eliciting confidence for those answers. In contrast, perturbations to the confidence-elicited prompts directly alter how the model is instructed to express its confi-



Concept	Prompt Name	Prompt
Answer	A1	Answer the question, give ONLY the answer, no other words or explanation:
	A2	Answer the question, give ONLY the answer without explanation:
	A3	Answer the question, give ONLY the answer:
	A4	Answer the question as short as possible:
	A5	Answer the question with minimal words:
Provide	P1	Provide an answer for the question, give ONLY the answer, no other words or explanation:
	P2	Provide an answer for the question without explanation:
	P3	Provide an answer for the question, give ONLY the answer:
	P4	Provide as short an answer as possible to the question:
	P5	Provide an answer with minimal words for the question:

Table 4: Detail of prompts for eliciting answers from LLMs.

Concept	Prompt Name	Prompt
Scale Variants	P(1)	Provide the probability that your answer is correct. Give ONLY the probability between 0.0 and 1.0 , no other words or explanation.
	P(%)	Provide the probability that your answer is correct. Give ONLY the probability between 0% and 100% , no other words or explanation.
	P(10)	Provide the probability that your answer is correct. Give ONLY the probability between 0 and 10 , no other words or explanation.
Lexical Variants	CF(1)	Provide the confidence that your answer is correct. Give ONLY the confidence between 0.0 and 1.0, no other words or explanation.
	CT(1)	Provide the certainty that your answer is correct. Give ONLY the confidence between 0 and 10, no other words or explanation.
Linguistic Expressions	L.	Describe how likely it is that your answer is correct as one of the following expressions : ['Almost No Chance', 'Highly Unlikely', 'Chances are Slight', 'Little Chance', 'Unlikely', 'Probably Not', 'About Even', 'Better than Even', 'Likely', 'Probably', 'Very Good Chance', 'Highly Likely', 'Almost Certain'] Give ONLY the chosen expression, no other words or explanation.
	L. MC	Describe how likely it is that your answer is correct by choosing one of the following options : [a: 'Almost No Chance', b: 'Highly Unlikely', c: 'Chances are Slight', d: 'Little Chance', e: 'Unlikely', f: 'Probably Not', g: 'About Even', h: 'Better than Even', i: 'Likely', j: 'Probably', k: 'Very Good Chance', l: 'Highly Likely', m: 'Almost Certain']. Give ONLY the chosen option, no other words or explanation.

Table 5: Detail of prompts for eliciting confidence from LLMs.

CE	Metric	GPT-4o	Mistral-123B	Llama-70B	Qwen-72B	Qwen-32B	Qwen-14B	OLMo-32B	OLMo-13B	OLMo-7B	AVG
BL	P-RB \uparrow	0.728	0.728	0.728	0.728	0.728	0.728	0.728	0.728	0.728	0.728
	A-STB \uparrow	0.748	0.751	0.747	0.754	0.759	0.753	0.756	0.758	0.756	0.754
	A-SST \uparrow	0.087	0.084	0.084	0.088	0.096	0.092	0.096	0.101	0.091	0.091
	Brier \downarrow	0.335	0.338	0.338	0.336	0.332	0.340	0.335	0.335	0.342	0.337
	AUROC \uparrow	0.486	0.482	0.483	0.491	0.502	0.485	0.492	0.495	0.485	0.489
	ECE \downarrow	0.288	0.268	0.275	0.260	0.242	0.260	0.258	0.248	0.262	0.262
	smECE \downarrow	0.229	0.221	0.221	0.212	0.205	0.214	0.212	0.209	0.217	0.216
Prob.	P-RB \uparrow	0.949	0.821	0.967	0.937	0.940	0.918	0.908	0.909	0.899	0.916
	A-STB \uparrow	0.959	0.981	0.984	0.983	0.986	0.986	0.922	0.980	0.979	0.973
	A-SST \uparrow	0.208	0.141	0.150	0.180	0.190	0.195	0.299	0.190	0.196	0.194
	Brier \downarrow	0.275	0.282	0.299	0.314	0.320	0.332	0.241	0.261	0.263	0.287
	AUROC \uparrow	0.678	0.696	0.687	0.721	0.781	0.759	0.708	0.748	0.786	0.729
	ECE \downarrow	0.264	0.269	0.297	0.314	0.347	0.356	0.169	0.237	0.269	0.280
	smECE \downarrow	0.227	0.254	0.270	0.279	0.301	0.308	0.168	0.230	0.255	0.255
PS	P-RB \uparrow	0.990	0.988	0.990	0.987	0.987	0.983	0.979	0.980	0.976	0.984
	A-STB \uparrow	0.991	0.996	0.996	0.996	0.997	0.997	0.982	0.995	0.995	0.994
	A-SST \uparrow	0.046	0.032	0.034	0.041	0.044	0.044	0.071	0.045	0.047	0.045
	Brier \downarrow	0.216	0.228	0.230	0.245	0.251	0.254	0.230	0.245	0.255	0.239
	AUROC \uparrow	0.649	0.730	0.745	0.776	0.827	0.818	0.754	0.782	0.813	0.766
	ECE \downarrow	0.076	0.092	0.130	0.175	0.216	0.218	0.148	0.177	0.228	0.162
	smECE \downarrow	0.043	0.077	0.084	0.135	0.171	0.179	0.090	0.141	0.195	0.124
VC	P-RB \uparrow	0.945	0.915	0.930	0.949	0.934	0.920	0.925	0.870	0.751	0.904
	A-STB \uparrow	0.985	0.977	0.995	0.998	0.996	0.996	0.997	0.999	0.996	0.993
	A-SST \uparrow	0.105	0.119	0.150	0.026	0.057	0.054	0.024	0.013	0.039	0.065
	Brier \downarrow	0.262	0.335	0.266	0.400	0.428	0.436	0.429	0.419	0.460	0.382
	AUROC \uparrow	0.701	0.595	0.733	0.661	0.579	0.625	0.506	0.655	0.606	0.629
	ECE \downarrow	0.258	0.337	0.258	0.401	0.430	0.442	0.430	0.426	0.471	0.384
	smECE \downarrow	0.209	0.192	0.223	0.326	0.357	0.366	0.213	0.356	0.380	0.291
P(True)	P-RB \uparrow	0.976	0.929	0.967	0.972	0.957	0.935	0.845	0.953	0.912	0.939
	A-STB \uparrow	0.987	0.978	0.993	0.990	0.985	0.990	0.974	0.991	0.981	0.985
	A-SST \uparrow	0.219	0.220	0.242	0.269	0.312	0.214	0.178	0.140	0.266	0.229
	Brier \downarrow	0.296	0.222	0.291	0.314	0.327	0.248	0.195	0.289	0.300	0.276
	AUROC \uparrow	0.733	0.748	0.740	0.784	0.806	0.798	0.781	0.781	0.797	0.774
	ECE \downarrow	0.295	0.168	0.284	0.315	0.326	0.246	0.083	0.289	0.297	0.256
	smECE \downarrow	0.171	0.160	0.190	0.205	0.213	0.148	0.079	0.269	0.258	0.188
Calib1	P-RB \uparrow	0.982	0.988	0.982	0.987	0.990	0.990	0.990	0.990	0.989	0.987
	A-STB \uparrow	0.977	0.990	0.994	0.996	0.997	0.996	0.991	0.996	0.994	0.992
	A-SST \uparrow	0.087	0.079	0.098	0.061	0.066	0.077	0.052	0.064	0.060	0.072
	Brier \downarrow	0.208	0.219	0.226	0.222	0.192	0.196	0.221	0.211	0.205	0.211
	AUROC \uparrow	0.704	0.718	0.702	0.754	0.804	0.803	0.750	0.764	0.785	0.754
	ECE \downarrow	0.104	0.134	0.136	0.142	0.095	0.103	0.136	0.099	0.105	0.117
	smECE \downarrow	0.103	0.132	0.135	0.141	0.095	0.102	0.135	0.091	0.101	0.115

Table 6: Detailed overall results.

CE	Prompt	GPT-4o	Mistral-123B	Llama-70B	Qwen-72B	Qwen-32B	Qwen-14B	OLMo-32B	OLMo-13B	OLMo-7B	AVG
VC	Conf-P	0.945	0.915	0.930	0.949	0.934	0.920	0.925	0.870	0.751	0.904
	Ans-P	0.962	0.957	0.950	0.980	0.979	0.962	0.990	0.969	0.960	0.968

Table 7: Results of robustness of VC when using answer-elic prompt (Ans-P) compared to the original setting in the paper that uses confidence-elic prompt (Conf-P).

CE	$\hat{\mathcal{Y}}$	GPT-4o	Mistral-123B	Llama-70B	Qwen-72B	Qwen-32B	Qwen-14B	OLMo-32B	OLMo-13B	OLMo-7B	AVG
BL	$\hat{\mathcal{Y}}^{\min}$	0.087	0.084	0.084	0.088	0.096	0.092	0.096	0.101	0.091	0.091
	$\hat{\mathcal{Y}}^{\notin \max}$	0.081	0.080	0.078	0.083	0.088	0.084	0.087	0.087	0.084	0.084
Prob.	$\hat{\mathcal{Y}}^{\min}$	0.208	0.141	0.150	0.180	0.190	0.195	0.299	0.190	0.196	0.194
	$\hat{\mathcal{Y}}^{\notin \max}$	0.198	0.137	0.143	0.178	0.184	0.187	0.278	0.182	0.188	0.186
PS	$\hat{\mathcal{Y}}^{\min}$	0.046	0.032	0.034	0.041	0.044	0.044	0.071	0.045	0.047	0.045
	$\hat{\mathcal{Y}}^{\notin \max}$	0.043	0.031	0.032	0.041	0.042	0.042	0.066	0.043	0.045	0.043
VC	$\hat{\mathcal{Y}}^{\min}$	0.105	0.119	0.150	0.026	0.057	0.054	0.024	0.013	0.039	0.065
	$\hat{\mathcal{Y}}^{\notin \max}$	0.109	0.125	0.152	0.028	0.054	0.060	0.019	0.014	0.038	0.067
P(True)	$\hat{\mathcal{Y}}^{\min}$	0.219	0.220	0.242	0.269	0.312	0.214	0.178	0.140	0.266	0.229
	$\hat{\mathcal{Y}}^{\notin \max}$	0.226	0.225	0.251	0.281	0.320	0.226	0.173	0.138	0.280	0.236
Calib1	$\hat{\mathcal{Y}}^{\min}$	0.087	0.079	0.098	0.061	0.066	0.077	0.052	0.064	0.060	0.072
	$\hat{\mathcal{Y}}^{\notin \max}$	0.091	0.082	0.100	0.064	0.071	0.080	0.052	0.065	0.060	0.074

Table 8: Results of A-SST \uparrow when using all semantically different answers that are not in $\hat{\mathcal{Y}}^{\max}$ ($\hat{\mathcal{Y}}^{\notin \max}$) compared to the original setting in the paper ($\hat{\mathcal{Y}}^{\min}$).

dence, thereby introducing greater variability in the resulting confidence scores.

A.8 Sensitivity: Alternative Sets of Semantically Different Answers

Table 8 reports sensitivity results obtained by using all semantically different answers outside $\hat{\mathcal{Y}}^{\max}$ (denoted as $\hat{\mathcal{Y}}^{\notin \max}$), instead of the original setting that compares $\hat{\mathcal{Y}}^{\max}$ with $\hat{\mathcal{Y}}^{\min}$. The results remain stable under this alternative definition and do not affect the main findings of the paper.

A.9 Calibration: Results of More Evaluation Metrics

To provide a robust evaluation of calibration, we followed (Ulmer et al., 2024) and tested all the prompts and models with three more calibration metrics: ECE, smECE and AUROC. The results are shown in Table 6.

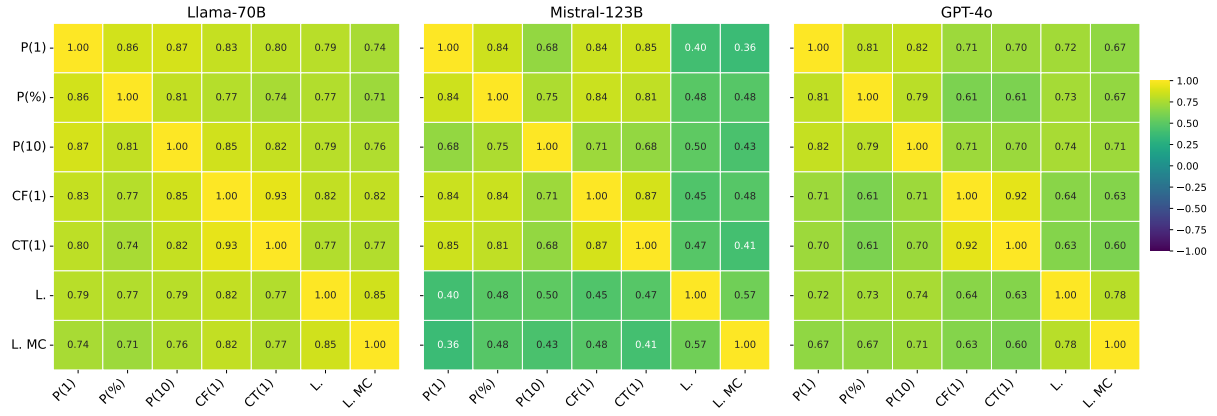


Figure 7: *Robustness*: Pearson correlations of VC when using different prompts on large models from different model families.

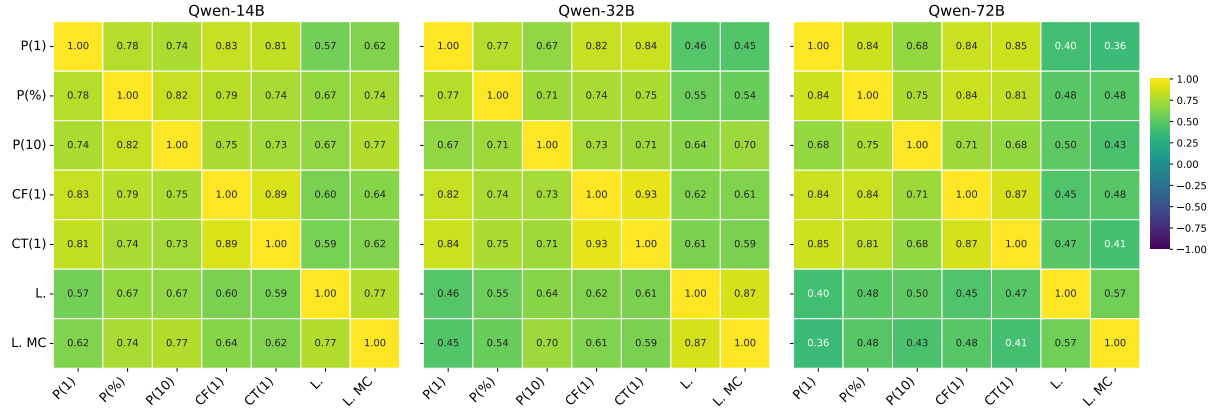


Figure 8: *Robustness*: Pearson correlations of VC when using different prompts on Qwen models with different sizes.

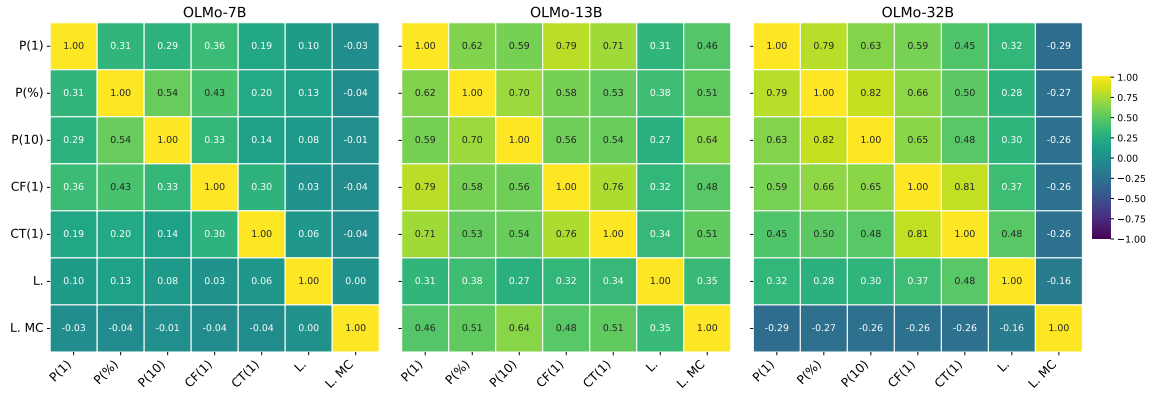


Figure 9: *Robustness*: Pearson correlations of VC when using different prompts on OLMo models with different sizes.

What was the name of the frog in the children’s TV series Hector’s House? y : Kiki. Corr.: 1													
GPT-4o	TriviaQA	CE	t_1	t_2	t_3	t_4	t_5	t_6	t_7	t_8	t_9	t_{10}	P-RB
		Prob.	0.92	0.98	0.99	0.80	0.99	0.98	0.94	0.97	1.00	1.00	0.94
		PS	0.66	0.67	0.68	0.64	0.68	0.68	0.67	0.67	0.68	0.68	0.99
		VC	0.90	0.90	0.70	0.70	0.70	0.05	0.95	-	-	-	0.72
		P(True)	1.00	1.00	1.00	1.00	0.38	1.00	0.68	1.00	1.00	0.99	0.80
		Calib1	0.32	0.30	0.30	0.29	0.30	0.30	0.29	0.28	0.29	0.29	0.99
Who won season 16 on dancing with the stars? y : Nicole Scherzinger. Corr.: 0													
Mistral	NQ	CE	t_1	t_2	t_3	t_4	t_5	t_6	t_7	t_8	t_9	t_{10}	P-RB
		Prob.	0.10	0.13	0.09	0.03	0.04	0.07	0.09	0.01	0.09	0.04	0.94
		PS	0.64	0.65	0.63	0.68	0.62	0.62	0.69	0.69	0.69	0.62	0.97
		VC	1.00	1.00	1.00	1.00	1.00	0.90	0.80	-	-	-	0.93
		P(True)	0.01	0.01	0.01	0.01	0.09	0.01	0.01	0.01	0.01	0.50	0.85
		Calib1	0.43	0.43	0.44	0.44	0.44	0.43	0.44	0.44	0.43	0.43	1.00

Table 9: Case study of prompt robustness. The confidence estimated by the difference CE methods when using perturbed 10 prompts for the same question and LLM response is shown.

In humans, fertilization occurs soon after the oocyte leaves this? y^* : Ovary													
		Ovary.	Ovary	Ovary	Ovary.	Ovary	Ovary	The ovary.	Ovary.	Fallopian tube.	Fallopian tube.		
GPT-4o	CE	y_1	y_2	y_3	y_4	y_5	y_6	y_7	y_8	y_9	y_{10}	A-STB	A-SST
	Prob.	0.58	0.85	0.79	0.61	0.78	0.78	0.44	0.61	0.75	0.75	0.87	0.02
	PS	0.65	0.71	0.70	0.66	0.70	0.70	0.62	0.66	0.69	0.69	0.97	0.01
	VC	0.90	0.90	0.90	0.90	0.90	0.90	0.90	0.90	0.9	1.00	1.00	0.05
	P(True)	1.00	1.00	1.00	1.00	1.00	1.00	1.00	1.00	0.00	0.00	1.00	1.00
	Calib1	0.86	0.93	0.93	0.86	0.93	0.93	0.80	0.86	0.88	0.88	0.95	0.01
What genre is Amen? y^* : Situation comedy													
		R&B	R&B	R&B	R&B	R&B	Gospel	Gospel	Drama	Rap	Rock	Reggae	
Mistral	CE	y_1	y_2	y_3	y_4	y_5	y_6	y_7	y_8	y_9	y_{10}	A-STB	A-SST
	Prob.	0.67	0.67	0.68	0.67	0.67	0.56	0.56	0.43	0.72	0.57	1.00	0.24
	PS	0.63	0.63	0.63	0.63	0.63	0.61	0.61	0.57	0.64	0.61	1.00	0.06
	VC	0.95	0.95	0.95	0.95	0.95	0.95	0.95	0.95	0.85	0.95	1.00	0.00
	P(True)	0.03	0.03	0.03	0.03	0.03	0.10	0.10	0.75	0.11	0.05	1.00	0.72
	Calib1	0.10	0.10	0.10	0.10	0.10	0.53	0.53	0.30	0.13	0.42	1.00	0.20

Table 10: Case study of answer stability and sensitivity. The confidence estimated by the difference in CE methods for 10 sampled answers to the same question, when using the same prompt, is shown. The probabilities of the same answer in GPT-4o can slightly differ even under greedy decoding (temperature = 0), likely due to nondeterminism in the model’s inference pipeline.