

DRL-based Power Allocation in LiDAL-Assisted RLNC-NOMA OWC Systems

Ahmed A. Hassan, *Member, IEEE*, Ahmad Adnan Qidan, *Member, IEEE*, Taisir Elgorashi, *Member, IEEE*,
and Jaafar Elmirghani, *Fellow, IEEE*

Abstract—Non-orthogonal multiple access (NOMA) is a promising technique for optical wireless communication (OWC), enabling multiple users to share the optical spectrum simultaneously through the power domain. However, the imperfection of channel state information (CSI) and residual errors in decoding process deteriorate the performance of NOMA, especially when multi-parameteric and realistic dense-user indoor scenarios are considered. In this work, we model a LiDAL-assisted RLNC-NOMA OWC system, where the light detection and localization (LiDAL) technique exploits spatio-temporal information to improve user CSI, while random linear network coding (RLNC) enhances data resilience in the NOMA successive decoding process. Power allocation (PA) is a crucial issue in communication systems, particularly in the modeled system, due to the complex interactions between multiple users and the coding and detection processes. However, optimizing continuous PA dynamically requires advanced techniques to avoid excessive computational complexity. Therefore, we adopt a deep reinforcement learning (DRL) framework to efficiently learn near-optimal power allocation strategies, enabling enhanced system performance. In particular, a DRL-based normalized advantage function (NAF) algorithm is proposed to maximize the average sum rate of the system, and its performance is analyzed and compared to other widely used DRL-based and conventional PA schemes, such as deep deterministic policy gradient (DDPG), gain ratio PA (GRPA), and exhaustive search. The results show that the optimized power allocation achieved by the proposed DRL-based NAF algorithm closely matches that of the exhaustive search method, while effectively accounting for errors in the estimated user location information. Additionally, the NAF algorithm converges 33% faster than the DDPG algorithm and improves the system's average sum rate by 4.6% compared to the GRPA method.

Index Terms—Optical wireless communication, NOMA, reinforcement learning, RLNC, localization.

I. INTRODUCTION

Optical wireless communication (OWC) has the potential to deliver high-speed connectivity that enables the growing demand of users for data-intensive applications such as video streaming, immersive reality, and artificial intelligence (AI). OWC systems can make use of existing indoor lighting based on commercially available light-emitting diodes (LEDs) or laser diodes (LDs) as transmitters, together with photodetectors (PDs) as receivers, allowing multigigabit data rates to be achieved [1], [2]. To make this technology more accessible and efficient, Non-orthogonal multiple access (NOMA) was proposed as a multiple access technique (MA) that enables several users to share the same resource simultaneously across different domains such as power, frequency, time, code,

and space [3]. Compared with conventional orthogonal MA schemes such as OFDMA, TDMA, and CDMA, NOMA offers several advantages, including enhanced user fairness, improved spectral efficiency, and higher achievable data rates [4], [5].

As a direct consequence of these features, power-domain NOMA, well established within OWC, requires highly accurate channel state information (CSI) to perform critical operations in NOMA-based transmission, including user grouping or pairing, power allocation, and signal superposition. However, assuming static channel conditions over a given time period, or modeling them using standard probabilistic distributions such as Rayleigh or Gaussian for CSI estimation, is unrealistic in practical indoor OWC scenarios [6] [7] [8]. The uncertainty in CSI estimation arises from various factors, including user mobility, shadowing, and quantization errors. Based on this, it becomes evident that quantifying the effect of imperfect CSI on the performance of NOMA-based OWC systems is essential [9]. In [10], [11], a light detection and localization system (LiDAL) was introduced to exploit location-based information as an auxiliary source and improve the accuracy of CSI estimation. This system passively captures the spatio-temporal presence and location of users, allowing channel estimates to be updated more accurately and frequently. To characterize CSI imperfections, the Cramer–Rao lower bound (CRLB) was also employed in these studies as an unbiased error estimator. Nevertheless, even with improved CSI, residual errors in NOMA interference cancellation can still cause potential degradation in the useful data throughput of NOMA systems. In [11], [12], random linear network coding (RLNC) was integrated with NOMA in an OWC system. In RLNC-NOMA, the optical access point encodes data packets as random linear combinations of the original packets over superimposed NOMA signals. At the receiver side, as long as a sufficient number of independent combinations are received, the original information can be reliably reconstructed, thereby mitigating the propagation of errors in the information carried by superimposed NOMA user signals.

In general, NOMA asymmetrically allocates optical power among users, giving more power to those with poor channel conditions and less to those with better channels. It also allows users to correctly decode their intended signals using techniques such as successive interference cancellation (SIC). Therefore, obtaining accurate CSI for each user and determining the optimal set of power ratios or coefficients is essential to balance performance metrics such as reliability, throughput, and fairness across all users in the OWC system.

Several power allocation (PA) techniques were proposed in NOMA-based OWC systems and mainly focus on maximizing the capacity of the OWC system in terms of the ergodic sum rate and the number of users served. Such strategies include fixed PA (FPA) [13], gain ratio PA (GRPA) [14], exhaustive search PA [15], normalized gain difference PA [16], and max-min fairness with sum rate maximization PA [17]. Moreover, different methods are also proposed to investigate the power allocation strategy, user fairness, and energy efficiency. However, most of the reported contributions to such joint resource allocation problems in NOMA-based OWC systems are NP-hard [18] [19], especially when the user CSI is highly fluctuated and/or correlated in scenarios involving mobility or dense indoor networks. Therefore, obtaining an optimal solution is challenging due to the high level of uncertainty and the significant computational complexity involved. [20], [21]. Heuristic and meta-heuristic optimization techniques, such as genetic algorithms (GA) [22] and simulated annealing (SA) [19], have been proposed to suboptimally solve NP-hard optimization problems, which may converge to local optima. Consequently, the performance of NOMA can be limited in various scenarios, particularly in multi-parameter, realistic, real-time indoor environments. Therefore, it is crucial to develop efficient and low-complexity practical techniques to achieve optimal solutions in such realistic scenarios.

Machine learning (ML), and specifically reinforcement learning (RL), a subset of ML, enables a computing node, i.e., the central unit in a wireless communication system, to mimic human cognitive processes and intelligent behaviors to solve complex problems. RL is a framework in which an intelligent agent learns to interact with an environment, making a series of sequential decisions to effectively achieve specific goals. Q-learning (off-policy) and SARSA (on-policy) are well-known RL algorithms that have attracted significant attention from both industry and academia for solving challenging optimization problems in various networking systems [23]. Both algorithms rely on a Q-table to store the optimal sequence of actions that maximize future rewards. Moreover, they have demonstrated substantial benefits in applications such as channel prediction [24], user scheduling [25], power allocation, and energy efficiency optimization [26]. In the context of OWC, several studies have applied these RL algorithms to enhance system performance in various aspects, as reported in [27]–[29]. However, Q-learning and SARSA are not suitable for large-scale optimization problems, such as those in MISO or MIMO network architectures, because they must explore and learn the entire continuous state-action space. This requirement leads to enormous Q-table storage and intensive lookup operations, making it challenging to converge to the optimal policy.

To overcome these limitations, deep learning, specifically deep neural networks, has been integrated into RL, forming deep reinforcement learning (DRL) frameworks such as policy gradient (PG), actor-critic (AC), and deep Q-network (DQN). DQN combines Q-learning with deep neural networks to handle complex environments with large state spaces and high-dimensional discrete actions. Additionally, advanced DRL algorithms such as deep deterministic policy gradient

(DDPG) [30] and normalized advantage functions (NAF) [31] are designed for problems with continuous action spaces and large-scale, multidimensional state spaces, where both are model-free and off-policy. However, DDPG converges slowly compared to NAF and may not always reach the Nash equilibrium, as reported in [31], [32].

In contrast to the literature discussed above, this paper leverages LiDAL-assisted location information and RLNC encoding. The proposed framework improves CSI estimation accuracy and enhances NOMA performance. To efficiently optimize system performance in complex scenarios, a NAF-based DRL model is introduced, capable of handling continuous action spaces and high-dimensional state spaces, enabling more effective power allocation compared to other conventional and RL-based methods.

The main contributions of this work are summarized as follows:

- A LiDAL-assisted RLNC-NOMA OWC system is modeled to exploit location-based information for enhanced CSI estimation and encodes data packets as random linear combinations, improving NOMA performance in OWC.
- A complex optimization problem is formulated with the aim of maximizing the average sum rate of the system and enhancing user experience. The optimization problem is then reformulated, and a NAF-based DRL model is introduced to efficiently solve it in dynamic scenarios, overcoming the limitations of traditional RL algorithms in large state-action spaces.
- The accuracy of user location estimation and its impact on network performance are analyzed, and the performance of the proposed NAF algorithm is evaluated against DDPG, GRPA, and exhaustive search power allocation schemes in terms of average user data rate and sum rate.

The remainder of this paper is organized as follows. The system model for the proposed RLNC-NOMA downlink transmission assisted by the MIMO-based LiDAL system is described in Section II. The power allocation problem of the proposed system model is formulated in Section III. The framework of RL-based algorithms in our problem context is explained in Section IV. The NAF algorithm, model architecture, and learning complexity are discussed in Sections V and VI, respectively. The simulation results of the proposed dynamic DRL-based power allocation are provided and discussed in Section VII. Finally, conclusions and remarks are drawn in Section VIII.

II. SYSTEM MODEL

We consider a LiDAL-based RLNC-NOMA system model as illustrated in Fig.1. This system consists of two integrated systems: MIMO-LiDAL system for user detection and localization and RLNC-NOMA system for robust user access and communication. Both are connected to a central control unit (i.e., controller).

The MIMO-LiDAL system utilizes a set of K optical APs to transmit short optical pulses within dedicated time slots, while ceiling-mounted LiDAL receivers periodically capture reflections from a set of N users with nomadic behavior (i.e.,

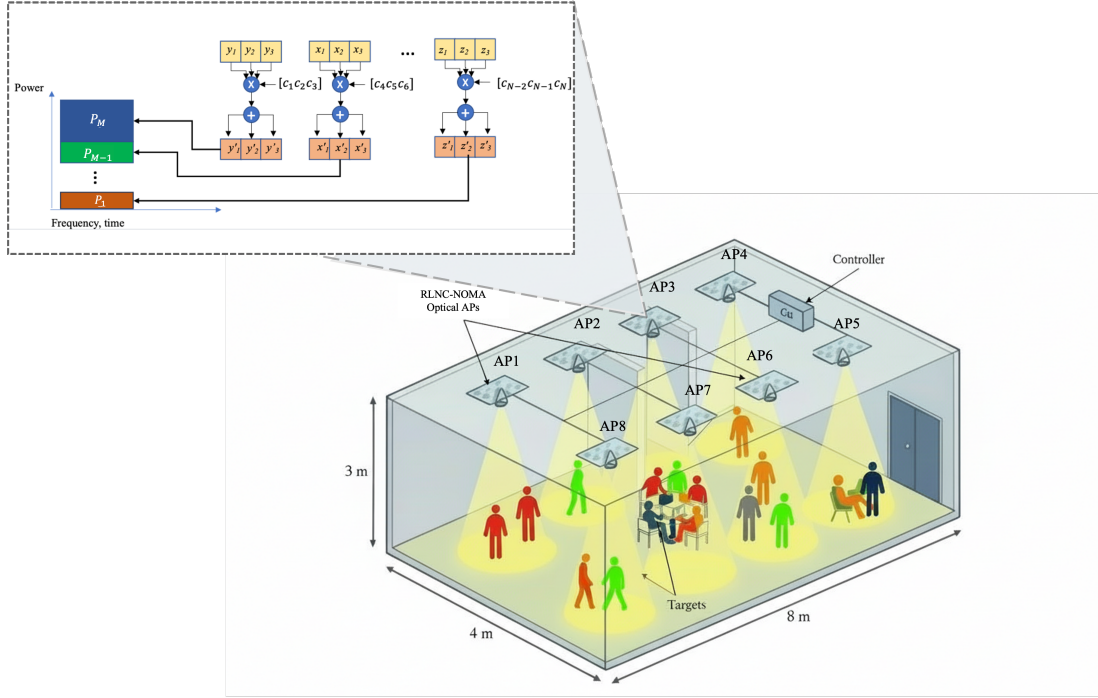


Fig. 1. LiDAL-based RLNC-NOMA system model.

alternating between mobility and stationary), as well as from other opaque objects in the indoor environment (i.e., walls, tables, doors). Each LiDAL receiver detects the presence of users by applying cross-correlation processing and estimates the time of arrival (TOA) of the detected user signals. The system operates in both monostatic (transmitter and receiver located in the same optical AP) and bistatic (transmitter and receiver located in separate optical APs) configurations, enabling the acquisition of multiple independent range measurements for each detected user. A central controller processes these ranges to obtain user location estimates and the associated localization error for each user. These output parameters are later used by the controller to define the user location ordering, AP association for data transmission and to derive the corresponding CSI estimation errors.

The RLNC-NOMA system uses the same set of optical APs to transmit superimposed NOMA signals. Each optical AP k serves a number of users with simultaneous NOMA downlink access. Before signal superposition phase, the optical AP applies RLNC to a generation of fixed-size original packets intended for an associated user. These packets are multiplied by random coefficients over the Galois field $GF(2^8)$ and linearly combined to form coded packets. When the optical receiver of that user obtains its intended signal via SIC, it extracts the corresponding coded packets. Once a sufficient number of linearly independent coded packets have been received, the user applies matrix-based decoding operations to recover the original generation of packets without sequence synchronization and/or packet loss feedback.

For the integrated system model described above, Each optical AP k consists of a uniform array of homogenized RGB-LDs using an in-front diffuser that emits a Lambertian

radiation pattern that is utilized for both communication and localization. In optical downlink access, we consider the LOS component of channel gain (i.e., ideal CSI) between an arbitrary user i and the associated optical AP $k \in K$ to be modeled by

$$h_i = \begin{cases} \frac{(m+1)A_{PD}}{2\pi\Lambda_i^k} \cos^m(\phi_i) \cos(\psi_i) T_f(\psi_i) g_c(\psi_i), & 0 \leq \psi_i \leq \Psi_c \\ 0, & \text{otherwise} \end{cases} \quad (1)$$

where ϕ_i and ψ_i denote the irradiance and incidence angles between the optical AP k and the PD receiver of the user i , respectively. Λ_i^k denotes the measured access distance between the location of the user i and its associated optical AP k which corresponds in particular to the LOS distance between the PD receiver of the user i and the optical AP k . Ψ_c represents the FOV angle of the PD receiver and A_{PD} denotes its physical area, $m = -\frac{\ln 2}{\ln \cos \Phi_{1/2}}$ is the Lambertian index of optical AP k corresponding half-power semi-angle denoted by $\Phi_{1/2}$. Note that, $T_f(\psi_i)$ and $g_c(\psi_i)$ denote the optical filter gain of the PD receiver and its optical concentrator gain, respectively.

The integrated MIMO-LiDAL system is not only capable of locating users, but can also derive additional information from the user location within the realistic indoor environment considered. Therefore, we assume that the location X_i of a user i can be characterized by the CRLB of location error B_i^L and the measured LOS distance Λ_i^k between the PD receiver of the user i and its associated optical AP k . Therefore, the

corresponding imperfect CSI estimated error ($\Delta h_i^* = h_i - h_i^*$) of the user i at that location X_i can be estimated by [33]

$$\Delta h_i^* \simeq \Delta_c \left(\frac{\eta^{m+1}}{(\Lambda_i^{k^2} + B_i^{L^2})^{\frac{m+3}{2}}} - \frac{\eta^{m+1}}{(\Lambda_i^{k^2})^{\frac{m+3}{2}}} \right), \quad (2)$$

where $\Delta_c = \frac{(m+1)A_{PD}}{2\pi} T_f(\psi) g_c(\psi)$, η denotes the height difference between a user i and the ceiling of the room that is assumed to be constant due to the limited height variation of all users in the indoor environment considered [10].

We assume that there are K user groups (and hence K optical APs), indexed by $k \in \{1, \dots, K\}$. Each group k consists of M_k users associated with AP k . These user groups are formed using a grouping method that aligns with NOMA principles [11] by exploiting localization information obtained from the proposed MIMO-LiDAL system. The optical signal received by an arbitrary user $i, i \in M_k$, assigned to optical AP k can be expressed by [11]

$$\mathcal{Y}_i = \Re_i(h_i^* + \Delta h_i^*) \mathcal{P}_t \sum_{n=1}^f \alpha_i c_{in} b_{in} + n_i, \quad (3)$$

where \Re_i denotes the responsivity of the PD receiver of user i . h_i^* denotes the estimated channel gain coefficient, Δh_i^* is the corresponding error in the estimate of the channel coefficient derived in (2). \mathcal{P}_t represents the total optical power that can be transmitted by the corresponding optical AP k . The NOMA power allocated to the user i is indicated by the coefficient α_i . c_{in} denotes an RLNC coefficient chosen from the finite Galois field $\text{GF}(2^8)$. b_{in} is a set of original packets f that are transmitted over the superimposed optical signal. ($n_i = n_i^* + n_i'$) represents the noise generated by the user's PD receiver n_i^* and the additional noise due to imperfect SIC n_i' . This additional noise is attributed to the noisy and/or correlated CSI estimation of the user i .

In the NOMA downlink scenario, each optical AP k has an exclusive communication bandwidth B_w^k dedicated to a RLNC-NOMA downlink group k . In each group k , the location order of associated users M_k is defined using the LiDAL-based NOMA grouping scheme. Thus, it is assumed that the power allocation factors $\alpha_1^k, \alpha_2^k, \dots, \alpha_{M_k}^k$ are assigned to the sorted users $i = 1, 2, 3, \dots, M_k$, respectively. Suppose an arbitrary user i in location X_i and the remaining users in low location order m^* , where $(i+1 \leq m^* \leq M_k)$. This user i detects and removes interfered signals from respective users of lower location order (i.e., $m^* > i$) by applying the SIC protocol. Consequently, the achievable rate of the user i associated with optical AP k can be derived from [19] [34].

$$\gamma_i^k = B_w^k \log_2 \left(1 + \frac{e}{2\pi} \frac{\Re_i^2(h_i^* + \Delta h_i^*)^2 \alpha_i^{k^2} P_t^2}{\sum_{j=1}^{i-1} \Re_i^2(h_i^* + \Delta h_i^*)^2 \alpha_j^{k^2} P_t^2 + \sigma_t^2} \right), \quad i = 2, 3, \dots, M_k \quad (4)$$

Hence, $\frac{e}{2\pi}$ is used to satisfy the optical signal constraints of intensity modulation/direct detection (IM/DD) of the optical AP k . σ_t denotes the standard deviation for a real-valued

noise modeled as an additive white Gaussian with zero mean $\mathcal{N}(0, \sigma_t)$.

On the other hand, users of a higher location order m' , where $(1 \leq m' < i)$ and associated with optical AP k , the user i treats the signals of the respective users of higher location order (i.e., $m' < i$) as noise. Thus, the achievable rate of the user i to detect a user m' information can be expressed by

$$\gamma_{m' \rightarrow i}^k = B_w^k \log_2 \left(1 + \frac{e}{2\pi} \frac{\Re_i^2(h_i^* + \Delta h_i^*)^2 \alpha_{m'}^{k^2} P_t^2}{\sum_{j=m'}^{i-1} \Re_i^2(h_i^* + \Delta h_i^*)^2 \alpha_j^{k^2} P_t^2 + \sigma_t^2} \right), \quad i = 2, 3, \dots, M_k \quad (5)$$

In the case of the highest location order, the interference is canceled from all other users by the SIC process. Therefore, the user's achievable rate at the highest location order (i.e., $i = 1$) is given by

$$\gamma_1^k = B_w^k \log_2 \left(1 + \frac{e}{2\pi} \frac{\Re_1^2(h_1^* + \Delta h_1^*)^2 \alpha_1^{k^2} P_t^2}{\sigma_t^2} \right). \quad (6)$$

III. POWER ALLOCATION PROBLEM FORMULATION

In this section, we formulate a power allocation problem of the proposed system model for a highly dense indoor environment. The objective is to maximize the average sum rate of the users that are grouped and ordered according to NOMA principles, utilizing the location-based information provided by the MIMO-LiDAL system. Accordingly, the optimal power allocation problem of the proposed LiDAL-based RLNC-NOMA system can be given by

$$\max \frac{1}{K} \sum_{k=1}^K \sum_{i=1}^{M_k} \gamma_i^k, \quad \forall i \in M_k, \forall k \in K \quad (7)$$

s.t.

$$\sum_{i=1}^{M_k} \alpha_i^k = 1, \quad \forall i \in M_k, k \in K \quad (7.1)$$

$$0 \leq \alpha_i^k \leq 1, \quad \forall i \in M_k, k \in K \quad (7.2)$$

$$\alpha_1^k \leq \alpha_2^k \leq \dots \leq \alpha_i^k \leq \alpha_{i+1}^k \leq \dots \leq \alpha_{M_k}^k, \quad \forall i \in M_k, k \in K \quad (7.3)$$

$$\gamma_i^k \geq \gamma_{min}, \quad \forall i \in M_k, k \in K. \quad (7.4)$$

where γ_{min} denotes the minimum achievable rate required [11] for the cancellation of RLNC-NOMA interference in (5) and γ_i^k denotes the achievable data rate of the user i and is defined according to (4) for $i = 2, 3, \dots, M_k$ and (6) for the user of the highest location order ($i = 1$) within a group k that is associated with optical AP k .

Typically, the power allocation problem formulated above can generally be stationary and solved using the conventional non-convex optimization techniques [7], [35]. However, these techniques become more complex when CSI variability is introduced in the context of realistic user mobility and nomadic behaviors in non-stationary OWC environments. Moreover, the

real-time location-based CSI derived by the MIMO-LiDAL system requires a real-time optimization strategy to effectively handle dynamic channel conditions. Therefore, the RL-based optimization approach is considered an effective solution to this problem within the context of our proposed user-dense RLNC-NOMA system model.

IV. RL-BASED FRAMEWORK

Generally, in the RL framework, an agent interacts with the environment and selects an action for this environment, and the status changes after the environment accepts that action. At the same time, a feedback is propagated to the agent (reward or penalty), as illustrated in Fig.2. Ideally, the agent selects the next action based on the expected future reward and the current state of the environment. The RL agent tries to find a strategy or policy that maximizes the accumulative rewards in a series of best actions over time. In a glance, the key fundamental elements of the RL framework are the following.

- **States:** the state $s_t \in \mathcal{S}$ denotes the information observed about the environment at any given time t (i.e., the location of the user, the channel gain between the user and the associated AP, ...etc.).
- **Actions:** the action is what the agent interacts with the environment and is denoted as a_t . In continuous space, actions are vectors of real values (i.e., user power allocation factors).
- **State-action values:** denoted by Q-function $Q_\pi(s_t, a_t)$ which estimates the expected return (cumulative reward) of taking a specific action a_t in a specific state s_t and following a certain policy π .
- **Policy:** denoted by $\pi(\cdot)$ is the mapping between the actions to be taken by the agent in any given state s_t of the environment.
- **Rewards:** denoted by r_t , which represents the outcome (i.e., the average achievable sum rate) obtained immediately after an agent takes a specific action a_t in a given state s_t at time t that leads to state s' .

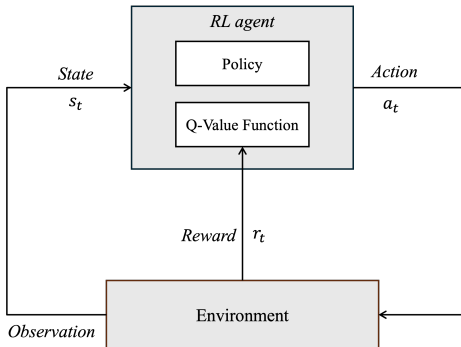


Fig. 2. Schematic architecture of RL framework.

At time t' , this system generates an experience tuple $e' = (s_t, a_t, r_t, s')$, which is stored in the replay buffer D . The main goal of the RL agent is to maximize cumulative future discounted rewards, following a certain optimal policy π^* that maps the best actions to the states of the environment by iterative approximation of the Q-value function $Q_\pi(s_t, a_t)$

known as the Q-learning process. The Q-value function can be mathematically expressed by

$$Q_\pi(s_t, a_t) = \mathbb{E}[r_t | s_t, a_t] = \mathbb{E}\left[\sum_{i=0}^{\infty} \varsigma^i r_{t+i} | s_t, a_t\right] \quad (8)$$

$$= \mathbb{E}[r_t + \varsigma Q_\pi(s', a') | s_t, a_t] \quad (9)$$

where $\mathbb{E}[\cdot]$ denotes the expected value and $\varsigma \in (0, 1)$ denotes the discount factor. The optimal policy π^* is the policy that maximizes the expected Q-value function and the future cumulative rewards, which is defined as the Bellman equation and expressed by

$$Q_{\pi^*}(s_t, a_t) = \mathbb{E}\left[r_t + \varsigma \max_{a'} Q_{\pi^*}(s', a') | s_t, a_t\right] \quad (10)$$

Note that, this expression divides the Q-value function into two terms: the immediate reward r_t and the future cumulative discounted rewards as denoted in (8). This approach decomposes the Q-value function into simpler recursive sub-problems and determine their optimal solutions. Nevertheless, the Q-value function is non-linear, so there is no analytical close-form solution to it. Consequently, iterative methods (i.e. Q-learning) have been proposed that can converge to the optimal Q-value solutions. However, these methods became impractical and computationally intensive especially in multi-user systems in continuous action- and state-space environments.

Various neural network-based approximation methods, such as DQN, DDPG and NAF have been widely adopted in the literature to estimate the Q-value function to achieve an optimal policy. DQN is a value-based method that directly approximates the Q-value function $Q_\pi(s, a)$ with a neural network that structurally can only enumerate a discrete action space, which makes it unsuitable for our problem space. DDPG is primarily designed to solve optimization problems in a continuous state-action space. However, it relies on an actor-critic framework that separates policy and action-value estimations, which can lead to instability and slower convergence, especially in our precision-critical problem domain. NAF, On the other hand, is a continuous Q-learning approach with a parameterized advantage function that allows direct optimization of actions, which can lead to accurate and stable policy optimization, as will be discussed in detail in the following section.

V. NORMALISED ADVANTAGE FUNCTIONS (NAF)

In this section, we reformulate the power allocation problem introduced in Section III as a Markov decision process (MDP) to be solved using the proposed RL framework described in the previous section. Let $\mathcal{A} \subseteq \mathbb{R}^{1 \times M}$ denote a continuous action space and $\mathcal{S} \subseteq \mathbb{R}^{1 \times M}$ denote a continuous state space. At each time step t , a state $s \in \mathcal{S}$ represents the achievable data rate calculated γ_i^k of a user $i, i \in M_k$, which belongs to a formed group k that is sorted and associated with optical AP k . Each user γ_i^k is determined by the approximated CSI coefficients ($h_i' = h_i^* + \Delta h_i^*$), the corresponding power allocation coefficients α_i^k and the AWGN components σ_i^2 , for

$i = 1, 2, \dots, M_k$. Consequently, the state vector s_t can be defined as

$$s_t = (h'_{1t}, h'_{2t}, \dots, h'_{M_k t}, \alpha_{1t}^k, \alpha_{2t}^k, \dots, \alpha_{M_k t}^k, \sigma_{1t}^2, \sigma_{2t}^2, \dots, \sigma_{M_k t}^2) \quad (11)$$

Note that, the estimated location and its associated CRLB error of a user i are both implied in the approximation of CSI channel coefficient h' in (2).

for a give state s_t , an agent selects an action a_t in the time step t by increasing or decreasing the power coefficient α_i^k assigned to each user i associated with the optical AP k . Therefore, an action a_t can be defined as

$$a_t = \{(+1, -1), \dots, (+1, -1)\} \quad (12)$$

where $+1$ represents an increase in the allocated power or -1 denotes a decrease in the allocated power by an optical AP $k \in K$ for each user in the associated group of users M_k .

At each time step t , an action $a_t \in \mathcal{A}$ is taken, and the average sum rate of all the users considered in K groups is calculated and denoted as an immediate reward r_t that returned for a given state s_t . However, the achievable data rate obtained for each user i should meet the minimum achievable data γ_{min} (constraint 7.4) required by the RLNC-NOMA scheme. Otherwise, a penalty (i.e., a negative reward) will be returned. The same approach is applied for the other two constraints (7.2) and (7.3).

In the context of the RL agent, the NAF algorithm is proposed to optimize the Q-function $Q_\pi(s, a)$ in the continuous Q-learning process. This optimization aims to maximize $\max_{a'} Q_\pi(s', a')$ in our power allocation problem domain. The Q-value function can be easily approximated during the Q-learning update by decomposing it into three components, as expressed by [31].

$$Q_\pi(s, a) = V(s) + A(s, a) \quad (13)$$

where $V(s)$ is the state-value function which estimates the expected return (i.e., achievable sum rate) for a given state s . $A(s, a)$ represents the advantage function that estimates how much better or worse an action $a \in \mathcal{A}$ and compares it to the best action for a given state s . This action is given by a vector of power allocation coefficients that are assigned to all users of the RLNC-NOMA system.

Then, the advantage function $A(s, a)$ is parameterized as a quadratic advantage function in the action space and structured as follows [31]

$$A(s, a) = -\frac{1}{2}(a - \mu(s))^T \mathbf{P}(s)(a - \mu(s)) \quad (14)$$

where $\mu(s)$ denotes the mean or optimal action according to a learned policy π . $\mathbf{P}(s)$ is a state-dependent and positive semi-definite square matrix that scales the stability of the advantage function and ensures efficient maximization of the Q-value function.

As noted, the advantage function $A(s, a)$ is a concave quadratic function that decreases dramatically when an action a deviates from the optimal action learned $\mu(s)$ and consequently maximizes the Q-value function $Q_\pi(s, a)$. This characteristic provides an efficient way to evaluate the optimal

action in multi-parametric continuous spaces, which is a key advantage of the NAF algorithm. Moreover, it ensures the exploration of new actions by injecting noise into the mean action (i.e., $a = \mu(s) + n'$) similarly to the exploration approach in the DDPG algorithm. This is typically done by using a Gaussian distribution around $\mu(s)$, allowing the discovery of potentially better actions compared to the optimal action currently learned.

The key insight behind the NAF algorithm is the normalization of the advantage function, ensuring that it is consistently scaling across different states and actions. This helps stabilize learning and improves the robustness of the NAF algorithm compared to similar algorithms such as DDPG [31] [32].

VI. DRL-BASED NAF ARCHITECTURE

In this section, we discuss the implementation of the NAF algorithm to estimate the optimal Q-value function and the power allocation policy using the deep neural network architecture.

Conceptually, three artificial neural networks (ANNs) are required to implement the NAF algorithm, the first network approximates the advantage function $A(s, a)$ that estimates how good or bad a particular action a is compared to the best action in a state s . The second network maximizes the state-value function $V(s)$ that estimates the expected cumulative reward starting from a state s under the optimal policy. The last network predicts the mean action $\mu(s)$ (i.e., the policy function).

Practically, these three ANNs can be combined into a single neural network architecture with shared hidden layers, as illustrated in Fig. 3. This combined ANNs architecture generates three unique head outputs: a state vector that represents the current values of state s , a continuous action vector a the RL agent should take in a given state s , and a parameterised scaling matrix $\mathbf{P}(s)$. This integrated ANNs architecture allows efficient learning and representation of all components simultaneously, reducing computational overhead and learning time.

For the action exploration strategy, the Ornstein-Uhlenbeck process (OU) [31] is proposed as a stochastic process that adds noise to a selected new action to revert or return to a long-term mean value $\mu(s)$. This process helps to gradually reduce the noise of the exploration over time. As a result, the agent can refine and stabilize actions as it learns. However, using a single DRL-based architecture with NAF can lead to the bootstrapping problem where the RL network uses its own predictions to update itself, which inevitably destabilizes the proposed RL algorithm and the reliability of the learning process. Therefore, an architecture of two identical neural networks is proposed and these two networks can be defined as follows:

- **Evaluation Network** that actively learns and approximates the Q-value and advantage functions and the policy based on the current interactions (i.e., experience) of the agent with the environment, as explained in the previous section.
- **Target Network** provides a more stable estimate of the Q-value and advantage functions during learning updates

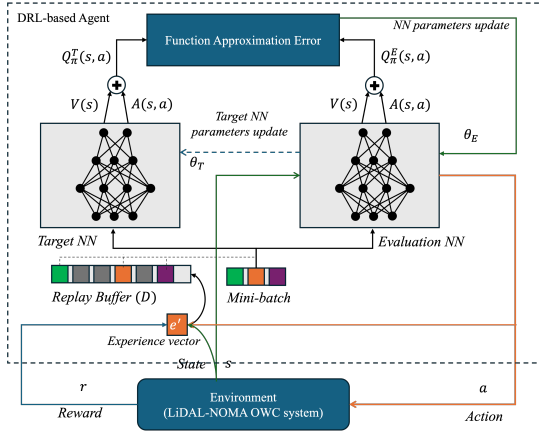


Fig. 3. DRL-based NAF neural networks architecture.

(i.e., episodes) by comparing the difference between its Q-value and the one computed in a next state by the evaluation network (i.e., loss function), which is minimized by the decent gradient to update the weights of the evaluation network. The Q-value function of the target network can be described by [31]

$$z_n = r_n + \gamma V_T(s_{n+1} | \theta_T^Q) \quad (15)$$

where z_n is the Q-value function of the target network, $n \in I$ denotes an iteration index of a small batch of random experiences in the replay buffer D , and θ_T denotes the weights of the target network.

Subsequently, the evaluation network weights are updated by applying the following loss function [31]

$$L = \frac{1}{I} \sum_{n=1}^I (z_n - Q_\pi^E(s_n, a_n | \theta_E^Q))^2 \quad (16)$$

Hence, I denotes the number of samples in the selected batch of experiences (i.e., mini-batch) and θ_E^Q denotes the current weights of the evaluation network. Then the target network weights are periodically updated using a soft update rule as expressed by [31]

$$\theta_T^Q \leftarrow \tau_Q \theta_E^Q + (1 - \tau_Q) \theta_T^Q \quad (17)$$

where τ_Q is a small factor.

As noted, for the learning process, a replay buffer $D = \{e_1, e_2, \dots, e'\}$ is required to store the experiences that are sampled to train the current evaluation network and trigger updates to the target network during the learning intervals. In summary, the proposed DRL-based NAF architecture as illustrated in Fig.3 stabilizes the learning process and efficiently converges to the optimal Q-value function.

VII. PERFORMANCE EVALUATION

We now introduce the DRL-based environment and present a detailed performance analysis of the proposed DRL-based NAF agent. This agent interacts with the designed environment to maximize the average sum rate by optimizing the power

allocation among the grouped communication users. The optimization process employs the suboptimal LiDAL-based grouping scheme within the MDP framework formulated to solve the non-convex power allocation problem of the proposed LiDAL-assisted RLNC-NOMA system. Furthermore, we provide a comprehensive comparison of the results obtained using our approach with those from the DDPG agent, as well as conventional methods such as GPRA and exhaustive search-based power allocation techniques.

A. System Environment Setup

In this setup, we consider the OWC environment of the system model introduced in Section II. The indoor study space is equipped with eight optical APs (i.e., $K = 8$), which together form eight overlapping optical footprints, as illustrated in Fig. 1. The maximum number of users that the MIMO-LiDAL system can detect and localize, based on the environment settings and parameters specified in Table I, is derived from equation (88) in [10]. Consequently, the maximum user capacity within the defined indoor OWC environment is set to $N = 32$ users.

Without loss of generality, we assume that these users are uniformly distributed and randomly located (restricted by the minimum resolution $\Delta R = 0.3$ m and the placement of furniture) within each LiDAL-based NOMA group associated with optical AP k . Therefore, each group k accommodates 4 users (i.e., $M_k = 4$, $\forall k \in K$). Moreover, each AP k is assigned a dedicated optical bandwidth to avoid channel correlation between overlapping user groups. Each user is equipped with a single PD receiver with a narrow FOV angle (i.e., $\Psi_c = 40^\circ$), and the minimum RLNC-NOMA data rate requirement per user is $\gamma_{\min} = 100$ Mbps [36]. Furthermore, the initial power allocation factor for users in group k , denoted as α_i^k for $i = \{1, 2, 3, 4\}$ and $k = \{1, 2, \dots, 8\}$, is set equally to 0.25 at the initial state $s_{t=0}$ [37]. To interact with this environment, DRL-based NAF and DDPG agents are implemented and trained on a computing node of the university HPC cluster, equipped with 32 GB of RAM and two 16-core 3.0 GHz processors. Both agents are constructed using the Python programming language and the TensorFlow library.

B. DRL-based NAF Agent Setup

The NAF agent consists of target and evaluation networks that share the same ANN architecture but serve different roles. Both networks are optimized and updated using the ADAM optimization algorithm, which provides adaptive learning for non-stationary objectives and noisy data. The architecture of both networks includes an input layer corresponding to the environment state space, which comprises the estimated channel gains, location noise coefficients, and the allocated power factors at any given time. This input layer is followed by three hidden layers with 16 neurons each, representing the state-value function $V(s)$. The output layer of the $V(s)$ network produces a scalar value for each state s . The mean-action function $\mu(a)$ (policy network) shares the same input layer as the $V(s)$ network but is connected to three separate hidden layers, which produce outputs corresponding to the

power allocation coefficients as a vector of actions. Finally, the quadratic scaling advantage function network $A(s, a)$ combines the observed environment states with the output of the mean-action $\mu(a)$ policy function (i.e., the optimal actions). This network has three hidden layers with 32 neurons each, reflecting its increased complexity. Its output layer represents the lower-triangular matrix used to construct the positive semi-definite matrix $\mathbf{P}(s)$ in the advantage function (14). All hidden layers employ the rectified linear unit (ReLU) activation function for non-linear transformations, while linear activation functions are used in the output layers to enable continuous action scaling. The hyperparameters of the proposed DRL-based NAF agent are summarized in Table I.

TABLE I
DRL-BASED NAF AGENT HYPER-PARAMETERS.

Parameter	Value
Discount Factor, γ	0.995 [37]
Learning rate,	0.0001 [37]
Target NN soft update factor, τ_Q	0.001
OU(θ, μ, σ)	(0.15, 0, 0.3)
Replay buffer size, D	10000
mini batch size, I	32
$V(s), \mu(s)$ and $P(s)$ NNs width	16, 16, 32
Number of output actions	4
Activation function	ReLU
Number of hidden layers	3
Gradient clipping	1

C. DRL-based NAF Learning Complexity

The proposed DRL-based NAF scheme follows the steps outlined in Algorithm 1 to learn the optimal power allocation policy for RLNC-NOMA users in the LiDAL-based group k , which is connected to an optical AP $k \in K$, in order to achieve the highest average sum rate of the overall OWC system. In this process, the NAF agent's evaluation network interacts with the indoor OWC environment to collect experience tuples $e_t = (s_t, a_t, r_t, s_{t+1})$ and store them in a replay buffer \mathcal{D} . At each training iteration, a mini-batch of transitions of size I is randomly sampled from this buffer, and target Q-values are computed using the agent's target network. The parameters of the target network are updated by minimizing the mean squared error between the target and predicted Q-values via gradient descent.

To analyze the overall training complexity, the evaluation network has an action dimension of $4K$. Therefore, the cost of each training step can be expressed as

$$O(I(L_s Z^2 + 16K^2)), \quad (18)$$

where L_s denotes the number of hidden layers per network, and Z denotes the number of neurons per layer.

For comparison, the cost of training the same action dimension using the DDPG algorithm is

$$O(I(2L_s Z^2 + 4K)), \quad (19)$$

noting that two updates are required per training step for the actor and critic networks in DDPG. Despite the quadratic dependence on the action dimension in the NAF algorithm, it is

more efficient and achieves faster convergence than DDPG due to the use of two identical network architectures with shared weights, which simplifies the training process.

For a fair comparison, it is assumed that both NAF and DDPG networks have the same number of hidden layers and neurons per layer in the performance analysis.

Algorithm 1 DRL-based NAF Learning Algorithm

- 1: Initialize Evaluation network $Q_\pi^E(s, a | \theta_E^Q)$
 - 2: Initialize Target network $Q_\pi^T(s, a | \theta_T^Q)$
with weight $\theta_T^Q \leftarrow \theta_E^Q$
 - 3: Initialize replay buffer $D \leftarrow \emptyset$
 - 4: **for** $episode \leftarrow 1, N_e$ **do**
 - 5: Initialize the environment and get the initial state $s_{t=0}$
 - 6: Initialize the OU random process \mathcal{N} to explore the actions
 - 7: **for** $t \leftarrow 1, N_t$ **do**
 - 8: Select a valid action $a_t = \mu(s_t | \theta^\mu) + \mathcal{N}_t$
 - 9: Execute a_t , get a reward r_t and observe the next state s_{t+1}
 - 10: Store an experience $e_t = (s_t, a_t, r_t, s_{t+1})$
in the replay buffer D
 - 11: **for** $n \leftarrow 1, I$ **do**
 - 12: Sample a random mini-batch from D
 - 13: Update the target network value z_n as Eq.15
 - 14: Update the weight θ_E^Q by minimizing the loss function
as in Eq.16
 - 15: Update target weight θ_T^Q as in Eq.17
 - 16: **end for**
 - 17: **end for**
 - 18: **end for**
-

D. DRL-based NAF Learning Evaluation

1) *Learning Convergence*: Fig. 4 illustrates the interaction between the proposed DRL-based NAF agent and the LiDAL-based OWC environment, compared to the DDPG agent during the learning phase. The graph reflects the speed of learning and policy convergence (i.e., selection of the optimal power allocation factors) over iterations. It also shows the progressive updates of the NAF agent's target network relative to its evaluation network, and the stabilization of both networks' convergence over time (around 3000 iterations), where the NAF agent outperforms the DDPG agent. Specifically, the evaluation and target networks achieve average sum rates of 1.617 Gbps and 1.631 Gbps, respectively, corresponding to the average reward. In contrast, the DDPG network achieves a lower average sum rate of 1.597 Gbps, taking into account the negative rewards (penalties) incurred during the agent's interaction with the environment.

2) *Learning Loss*: As illustrated in Fig. 5, the loss function, representing the difference between the predicted and target Q-values, is evaluated for both the NAF and DDPG algorithms during the learning process. The results demonstrate the efficiency of the proposed DRL-based NAF algorithm compared to DDPG, as it more effectively minimizes the error and rapidly improves the accuracy of the estimated optimal power allocation factors in the proposed LiDAL-based OWC system.

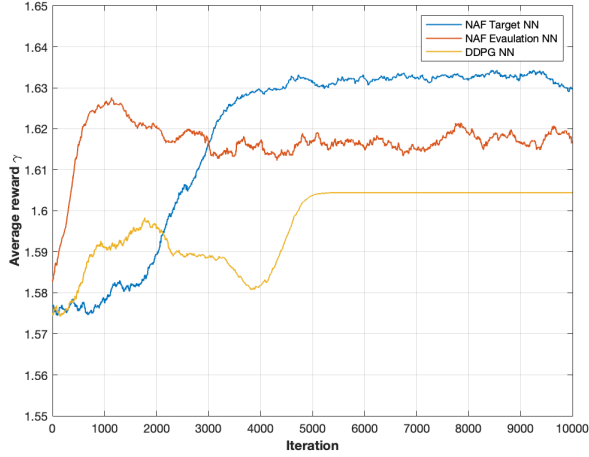


Fig. 4. DRL-based NAF vs DDPG learning convergence.

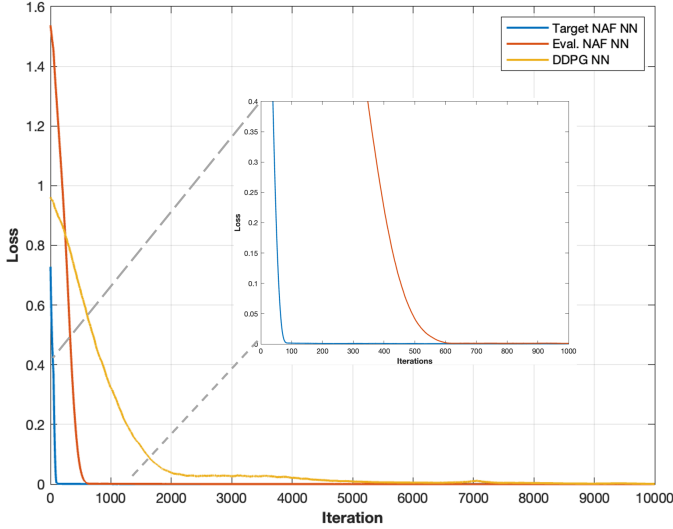


Fig. 5. DRL-based NAF vs DDPG loss function evaluation.

E. System Groups Average Sum Rate

Here, we discuss the optimization of power allocation within the proposed LiDAL-based OWC system by employing DRL-based NAF and DDPG agents, and we compare their performance to conventional GRPA and exhaustive search-based PA methods. The GRPA scheme represents a conventional NOMA approach, in which power allocation factors are determined based on the users with the best channel conditions [38]. Specifically, in our case, the user with the highest location order ($i = 1$) is assigned to an optical AP k , where $k \in \{1, 2, \dots, 8\}$.

The results in Fig. 6 indicate that the proposed DRL-based NAF power allocation technique achieves performance comparable to that of the exhaustive search PA method. Additionally, both NAF and DDPG agents outperform the conventional GRPA scheme in terms of average sum rate, which was previously applied as a baseline in the analysis of the proposed LiDAL-based NOMA user grouping scheme [11]. Specifically, the application of the NAF agent improves

the average sum rate of the proposed LiDAL-assisted RLNC-NOMA system by 1.64% compared to the DDPG agent and 4.6% compared to the GRPA scheme, resulting in an average sum rate of 1.882 Gbps.

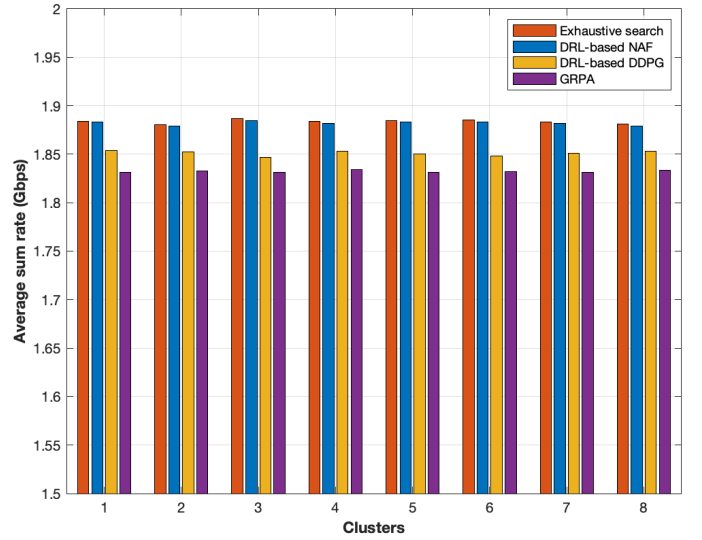


Fig. 6. The average sum rate of LiDAL-NOMA OWC user groups.

F. System Average User Data Rate

From the user perspective, we evaluated the average achievable data rate within each LiDAL-based user group, and the results are depicted in Fig. 7. The highest average user data rate of 471.7 Mbps is observed in group 7, where users experience optimal channel conditions and minimal localization errors due to reduced interference and fewer signal reflections from walls and other opaque objects relative to their positions in the environment. In contrast, users in group 1 record the lowest average data rate of 469.5 Mbps, which can be attributed to their locations being surrounded by a larger number of corners and wall surfaces. This increases signal reflections, resulting in higher localization errors (i.e., lower localization probability) and, consequently, reduced accuracy of channel state estimates for these users.

G. Power Allocation vs. Location Error

In this section, we extend our analysis to examine the relationship between the average power allocation ratio and the location estimation error within the proposed LiDAL-assisted RLNC-NOMA system. This analysis employs the proposed DRL-based NAF power allocation technique and compares the results with those obtained using the three aforementioned schemes. The results indicate that both the DRL-based NAF and exhaustive search PA methods tend to allocate higher power ratios to users located in positions with the highest average location estimation errors. It is important to note that the user location error is not the only factor affecting the estimated CSI channel coefficients. Other factors, such as the user access distance (i.e., the LOS distance between the user's receiver and the associated optical AP), the Euclidean

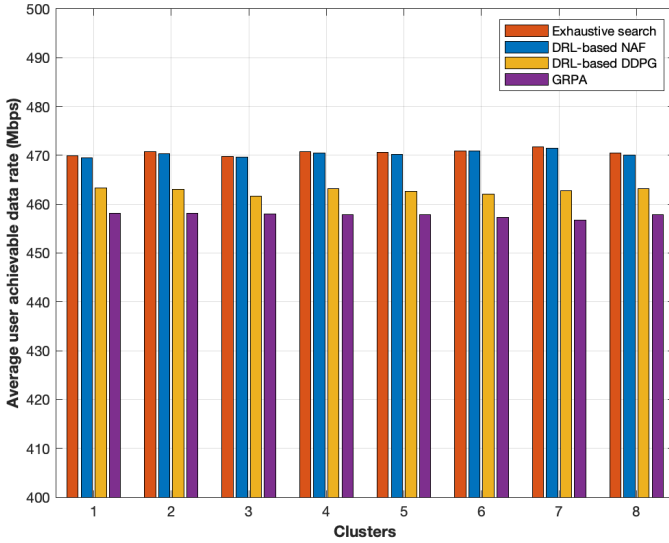


Fig. 7. The average LiDAL-NOMA user data rate per group.

distance between the locations assigned to a particular optical AP, and interference from other RLNC-NOMA users, are also considered.

Furthermore, the results show that the optimized power allocation using the DRL-based NAF closely matches that of the exhaustive search PA method, taking into account the estimated user location errors. It should also be noted that noise in the proposed realistic environment, along with reflections from walls and opaque objects, negatively impacts the location estimation accuracy in the LiDAL-assisted RLNC-NOMA system.

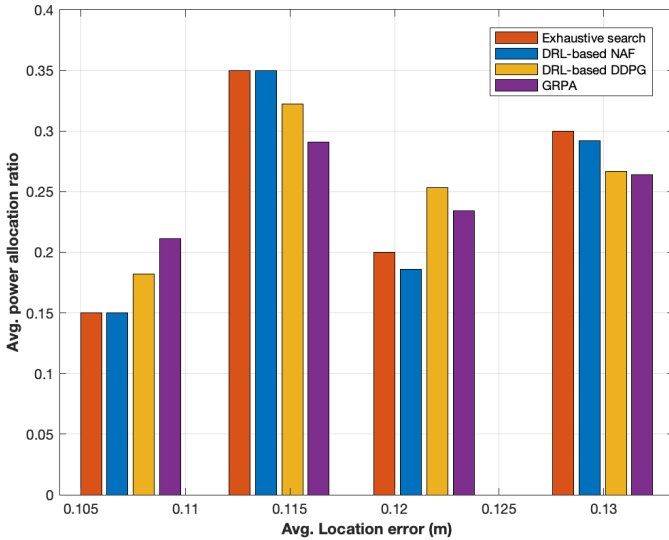


Fig. 8. Average power allocation vs location estimation error per user.

VIII. CONCLUSION

The paper proposes a LiDAL-assisted RLNC-NOMA OWC system, which leverages location-based information and random linear network coding to improve CSI estimation accuracy and enhance NOMA performance in realistic indoor en-

vironments. A complex optimization problem is formulated to maximize the average sum rate and enhance user experience, and a NAF-based DRL model is introduced to efficiently solve this problem in dynamic scenarios with high-dimensional state and continuous action spaces. The results highlight the challenges posed by imperfect CSI and location estimation errors in dense-user indoor OWC scenarios. Furthermore, the results show that the NAF algorithm converges faster than DDPG and achieves higher average sum rate performance than conventional NOMA schemes. It effectively approximates optimal power allocations even under varying CSI and location uncertainties, demonstrating performance close to exhaustive search solutions. These findings confirm the robustness, efficiency, and practical suitability of the proposed NAF-based optimization approach for realistic indoor OWC systems.

AUTHOR CONTRIBUTIONS

AH developed the LiDAL-assisted RLNC-NOMA system model and implemented it in MATLAB. He also formulated the power allocation problem and designed and implemented machine learning algorithms using Python. AH also conducted all simulations, performance evaluations, and generated results. AQ contributed to the system and mathematical modelling, reviewed the results, and assisted in manuscript preparation. TE reviewed the model and the results and supported in the preparation of the manuscript. JE is the originator of the main research idea and contributed to the preparation and refinement of the manuscript. All authors reviewed and approved the final version.

ACKNOWLEDGMENT

The authors acknowledge funding from the Engineering and Physical Sciences Research Council (EPSRC) TOWS (EP/S016570/2) and TITAN (EP/X04047X/2) projects. For the purpose of open access, the authors have applied a Creative Commons Attribution (CC BY) license to any author accepted manuscript version arising. All data are provided in full in the results section of this article.

COMPETING INTEREST

The authors declare no conflict of interest.

REFERENCES

- [1] P. H. Pathak, X. Feng, P. Hu, and P. Mohapatra, "Visible Light Communication, Networking, and Sensing: A Survey, Potential and Challenges," *IEEE Communications Surveys & Tutorials*, vol. 17, no. 4, pp. 2047–2077, 2015.
- [2] A. A. Qidan, K. Alazwary, T. El-Gorashi, M. Safari, H. Haas, R. V. Penty, I. H. White, and J. M. H. Elmirghani, "Bia transmission in rate splitting-based optical wireless networks," *IEEE Transactions on Communications*, pp. 1–1, 2025.
- [3] S. Feng, R. Zhang, W. Xu, and L. Hanzo, "Multiple Access Design for Ultra-Dense VLC Networks: Orthogonal vs Non-Orthogonal," *IEEE Transactions on Communications*, vol. 67, no. 3, pp. 2218–2232, Mar. 2019.
- [4] O. Maraqa, A. S. Rajasekaran, S. Al-Ahmadi, H. Yanikomeroğlu, and S. M. Sait, "A Survey of Rate-Optimal Power Domain NOMA With Enabling Technologies of Future Wireless Networks," *IEEE Communications Surveys Tutorials*, vol. 22, no. 4, pp. 2192–2235, 2020.

- [5] A. A. Qidan, T. El-Gorashi, M. Safari, H. Haas, R. V. Pent, I. H. White, and J. M. H. Elmirghani, "Dynamic power allocation for noma-based transmission in 6g optical wireless networks," 2025.
- [6] J. Wang, Y. Li, C. Ji, Q. Sun, S. Jin, and T. Q. S. Quek, "Location-Based MIMO-NOMA: Multiple Access Regions and Low-Complexity User Pairing," *IEEE Transactions on Communications*, vol. 68, no. 4, pp. 2293–2307, Apr. 2020.
- [7] A. A. Qidan, M. Morales-Cespedes, and A. Garcia-Armad, "Load balancing in hybrid vlc and rf networks based on blind interference alignment," *IEEE Access*, vol. 8, pp. 72 512–72 527, 2020.
- [8] A. A. Qidan, M. Morales-Cespedes, and A. Garcia-Armada, "User-centric blind interference alignment design for visible light communications," *IEEE Access*, vol. 7, pp. 21 220–21 234, 2019.
- [9] G. N. Tran and S. Kim, "Performance Evaluation of Short Packet Communications in NOMA VLC Systems With Imperfect CSI," *IEEE Access*, vol. 10, pp. 49 781–49 793, 2022.
- [10] A. A. Al-Hameed, S. H. Younus, A. T. Hussein, M. T. Alresheed, and J. M. H. Elmirghani, "LiDAL: Light Detection and Localization," *IEEE Access*, vol. 7, pp. 85 645–85 687, 2019.
- [11] A. A. Hassan, A. A. Qidan, T. Elgorashi, and J. Elmirghani, "LiDAL-Assisted RLNC-NOMA in OWC Systems," Apr. 2025.
- [12] A. A. Hassan, A. Adnan Qidan, T. Elgorashi, and J. Elmirghani, "Random Linear Network Coding for Non-Orthogonal Multiple Access in Multicast Optical Wireless Systems," in *2023 23rd International Conference on Transparent Optical Networks (ICTON)*, Jul. 2023, pp. 1–5.
- [13] R. C. Kizilirmak, C. R. Rowell, and M. Uysal, "Non-orthogonal multiple access (NOMA) for indoor visible light communications," in *2015 4th International Workshop on Optical Wireless Communications (IWOW)*. Istanbul, Turkey: IEEE, Sep. 2015, pp. 98–101.
- [14] H. Marshoud, V. M. Kapinas, G. K. Karagiannidis, and S. Muhaidat, "Non-Orthogonal Multiple Access for Visible Light Communications," *IEEE Photonics Technology Letters*, vol. 28, no. 1, pp. 51–54, Jan. 2016.
- [15] L. Yin, X. Wu, and H. Haas, "On the performance of non-orthogonal multiple access in visible light communication," in *2015 IEEE 26th Annual International Symposium on Personal, Indoor, and Mobile Radio Communications (PIMRC)*, Aug. 2015, pp. 1354–1359.
- [16] C. Chen, W.-D. Zhong, H. Yang, and P. Du, "On the Performance of MIMO-NOMA-Based Visible Light Communication Systems," *IEEE Photonics Technology Letters*, vol. 30, no. 4, pp. 307–310, Feb. 2018.
- [17] H. Shen, Y. Wu, W. Xu, and C. Zhao, "Optimal power allocation for downlink two-user non-orthogonal multiple access in visible light communication," *Journal of Communications and Information Networks*, vol. 2, no. 4, pp. 57–64, Dec. 2017.
- [18] Z. Yang, W. Xu, and Y. Li, "Fair Non-Orthogonal Multiple Access for Visible Light Communication Downlinks," *IEEE Wireless Communications Letters*, vol. 6, no. 1, pp. 66–69, Feb. 2017.
- [19] O. Maraqa, U. F. Siddiqi, S. Al-Ahmadi, and S. M. Sait, "On the Achievable Max-Min User Rates in Multi-Carrier Centralized NOMA-VLC Networks," *Sensors*, vol. 21, no. 11, p. 3705, Jan. 2021.
- [20] A. A. Qidan, T. El-Gorashi, and J. M. H. Elmirghani, "Artificial neural network for resource allocation in laser-based optical wireless networks," in *ICC 2022 - IEEE International Conference on Communications*, 2022, pp. 3009–3015.
- [21] A. A. Qidan, T. El-Gorashi, and J. M. H. Elmirghani, "Cooperative artificial neural networks for rate-maximization in optical wireless networks," in *ICC 2023 - IEEE International Conference on Communications*, 2023, pp. 1143–1148.
- [22] G. Wang, Y. Shao, L.-K. Chen, and J. Zhao, "Subcarrier and Power Allocation in OFDM-NOMA VLC Systems," *IEEE Photonics Technology Letters*, vol. 33, no. 4, pp. 189–192, Feb. 2021.
- [23] R. S. Sutton and A. G. Barto, *Reinforcement learning: an introduction*, second edition ed., ser. Adaptive computation and machine learning series. Cambridge, Massachusetts: The MIT Press, 2018.
- [24] M. Gaballa, M. Abbod, and A. Aldallal, "A Study on the Impact of Integrating Reinforcement Learning for Channel Prediction and Power Allocation Scheme in MISO-NOMA System," *Sensors*, vol. 23, no. 3, p. 1383, Jan. 2023.
- [25] H. Ding and K.-C. Leung, "Resource Allocation for Low-Latency NOMA-V2X Networks Using Reinforcement Learning," in *IEEE INFOCOM 2021 - IEEE Conference on Computer Communications Workshops (INFOCOM WKSHPS)*, May 2021, pp. 1–6.
- [26] S. Zhang, L. Li, J. Yin, W. Liang, X. Li, W. Chen, and Z. Han, "A Dynamic Power Allocation Scheme in Power-Domain NOMA using Actor-Critic Reinforcement Learning," in *2018 IEEE/CIC International Conference on Communications in China (ICCC)*, Aug. 2018, pp. 719–723.
- [27] M. V. da Silva, R. D. Souza, H. Alves, and T. Abrão, "A NOMA-Based Q-Learning Random Access Method for Machine Type Communications," *IEEE Wireless Communications Letters*, vol. 9, no. 10, pp. 1720–1724, Oct. 2020.
- [28] A. S. Elgamal, O. Z. Aletri, A. A. Qidan, T. E. El-Gorashi, and J. M. H. Elmirghani, "Q-learning algorithm for resource allocation in WDMA-based optical wireless communication networks," in *2021 6th International Conference on Smart and Sustainable Technologies (SpliTech)*, Sep. 2021, pp. 1–5.
- [29] Y. Long and N. Cen, "Q-Learning for Sum-Throughput Optimization in Wireless Visible-Light UAV Networks," in *IEEE INFOCOM 2023 - IEEE Conference on Computer Communications Workshops (INFOCOM WKSHPS)*. Hoboken, NJ, USA: IEEE, May 2023, pp. 1–6.
- [30] T. P. Lillicrap, J. J. Hunt, A. Pritzel, N. Heess, T. Erez, Y. Tassa, D. Silver, and D. Wierstra, "Continuous control with deep reinforcement learning," Jul. 2019.
- [31] S. Gu, T. Lillicrap, I. Sutskever, and S. Levine, "Continuous Deep Q-Learning with Model-based Acceleration," Mar. 2016.
- [32] Y. Sun, M. Chen, J. Zhao, H. Sun, Y. Pan, and Y. Cang, "Distributed Multi-Cell Power Control with NAF Reinforcement Learning," in *2023 International Wireless Communications and Mobile Computing (IWCMC)*, Jun. 2023, pp. 1550–1555.
- [33] S. Ma, R. Yang, C. Du, H. Li, Y. Wu, N. Al-Dhahir, and S. Li, "Robust Power Allocation for Integrated Visible Light Positioning and Communication Networks," *IEEE Transactions on Communications*, vol. 71, no. 8, pp. 4764–4777, Aug. 2023.
- [34] J.-B. Wang, Q.-S. Hu, J. Wang, M. Chen, and J.-Y. Wang, "Tight Bounds on Channel Capacity for Dimmable Visible Light Communications," *Journal of Lightwave Technology*, vol. 31, no. 23, pp. 3771–3779, Dec. 2013.
- [35] A. A. Qidan, M. Morales-Cespedes, A. Garcia-Armad, and J. M. H. Elmirghani, "Resource allocation in user-centric optical wireless cellular networks based on blind interference alignment," *Journal of Lightwave Technology*, vol. 39, no. 21, pp. 6695–6711, 2021.
- [36] Z. Dong, T. Shang, Q. Li, and T. Tang, "Adaptive Power Allocation Scheme for Mobile NOMA Visible Light Communication System," *Electronics*, vol. 8, no. 4, p. 381, Mar. 2019.
- [37] A. A. hammadi, L. Bariah, S. Muhaidat, M. Al-Qutayri, P. C. Sofotasios, and M. Debbah, "Deep Q-Learning-Based Resource Allocation in NOMA Visible Light Communications," *IEEE Open Journal of the Communications Society*, vol. 3, pp. 2284–2297, 2022.
- [38] S. Tao, H. Yu, Q. Li, and Y. Tang, "Performance analysis of gain ratio power allocation strategies for non-orthogonal multiple access in indoor visible light communication networks," *EURASIP Journal on Wireless Communications and Networking*, vol. 2018, no. 1, p. 154, Dec. 2018.