

# Cross-Cultural Expert-Level Art Critique Evaluation with Vision-Language Models

Haorui Yu<sup>1</sup>, Ramon Ruiz-Dolz<sup>2</sup>, Xuehang Wen<sup>3</sup>, Fengrui Zhang<sup>4</sup>, and Qiufeng Yi<sup>5</sup>

<sup>1</sup>DJCAD, University of Dundee, United Kingdom

<sup>2</sup>Faculty of Science, Engineering and Business, University of Dundee, United Kingdom

<sup>3</sup>Hebei Academy of Fine Art, China

<sup>4</sup>Computer Science, Nanjing University, China

<sup>5</sup>School of Computer Science, University of Birmingham, United Kingdom

## Abstract

Vision-Language Models (VLMs) excel at visual perception, yet their ability to interpret cultural meaning in art remains under-validated. However, cultural understanding and interpretability are often overlooked when evaluating these models. To overcome this limitation, this paper introduces a tri-tier evaluation framework for cross-cultural art-critique assessment. Tier I provides a series of automated metrics indicating cultural coverage. Tier II leverages theory-informed template-based scoring using a single primary judge across five evaluation dimensions (Coverage, Alignment, Depth, Accuracy, Quality), each rated on a 1–5 scale. Tier III then calibrates the aggregated scores from Tier II via isotonic regression. The proposed evaluation framework is validated with a large-scale experiment covering 15 different VLMs on 294 evaluation art-critique pairs spanning six different cultural traditions. Our findings reveal that (i) automated metrics are unreliable for cultural depth analysis, (ii) Western samples score higher than non-Western samples under our sampling and evaluation template, highlighting potential model biases, and (iii) VLMs exhibit a consistent performance gap, performing well in visual description but underperforming in cultural interpretation. Dataset and code are available at <https://github.com/yha9806/VULCA-Framework>.

## 1 Introduction

Vision-Language Models (VLMs) achieve high scores on object-existence probing and VQA-style benchmarks (e.g., POPE (Li et al., 2023); VQAv2 (Goyal et al., 2017)). Yet these metrics mask a critical limitation: VLMs excel at identifying *what is there* but fail to interpret *what it means*. In this paper, we operationalize cultural understanding through five levels: L1 (visual perception), L2 (technical analysis), L3 (cultural symbolism), L4 (historical context), and

Input: Yuan dynasty landscape painting  
**VLM:** “Mountains in mist. Ink wash with varying tones.”  
**Expert:** “Sparse brushwork embodies *yi* (意); pine symbolizes scholarly integrity (L3); composition follows Ni Zan’s dry-brush tradition from Yuan literati school (L4); empty space reflects Daoist *wu* (无) philosophy (L5)...”  
**Gap:** VLM stops at L1–L2; Expert spans L3–L5

Figure 1: VLMs describe visual features (L1–L2) but miss cultural meaning (L3–L5). The expert critique explicitly covers symbolism (L3: pine = integrity), historical context (L4: Ni Zan, Yuan literati), and philosophy (L5: Daoist emptiness).

L5 (philosophical aesthetics). Figure 1 illustrates this limitation, while a VLM correctly identifies “mountains and mist” (L1), it completely misses the Daoist philosophy of emptiness (L5) that gives the painting its cultural significance.

This limitation has real-world consequences, since VLMs are being widely integrated in many different use cases. Museums deploy VLM-powered guides, art education uses VLMs for critique assistance, and cultural heritage digitization relies on automated annotation. If VLMs mainly focus on superficial aspects of art, and systematically misinterpret non-Western art (Cabello et al., 2023; Wu et al., 2025), these applications will perpetuate cultural misunderstanding at scale.

Existing benchmarks fail to capture cultural understanding for two major reasons. First, they assess perception without interpretation, benchmarks like MME (Fu et al., 2025) and SEED-Bench-2 (Li et al., 2024) test whether VLMs see objects (L1) but not whether they understand symbolism (L3) or philosophy (L5). Second, evaluation methods themselves can sometimes be unreliable. Dual-judge averaging suffers from systematic disagreement, we observe cross-judge Intraclass Correlation Coefficient (ICC) =  $-0.50$ , indicating that

judges often operate on incompatible scales. Furthermore, automated metrics cannot substitute for human judgment, with correlations ranging only  $r \in [0.27, 0.53]$ . In culturally-focused generative tasks, evaluation represents a major challenge. If the measuring instrument is unstable across judges and cultures, evaluation rankings become unstable and difficult to reproduce. The central challenge is therefore not only what to measure (e.g., cultural depth with L1-L5) but how to measure it with a controllable and validated instrument. Recent work (Yu et al., 2025a; Yu, Zhao, et al., 2025) examined single cultures, finding significant VLM-expert divergence on Chinese painting critique. But do these failures reflect Chinese art complexity or systematic Western bias? Cross-cultural evaluation is needed to disentangle these factors.

To address these challenges, we introduce a Tri-Tier evaluation built on the L1-L5 cultural schema: Tier I involves automated coverage metrics, Tier II involves template-based single-judge scoring across five evaluation dimensions (i.e., Dimension Covering Rate, Cultural Semantic Alignment, Critique Depth Score, Factual Accuracy Rate, Linguistic Quality Score), each rated on a 1-5 Likert scale, and Tier III addresses final calibration with human expert references. To avoid confusion, we refer to the evaluation stages with “Tier” and to the cultural understanding depth with “Level” (L1-L5).

This paper addresses three main research questions:

- RQ1: To what extent can VLMs assist in art critique and cultural understanding across L1-L5?
- RQ2: How large is the gap between Tier I and Tier II, and can calibration with human references close it?
- RQ3: Do VLMs exhibit systematic cultural biases in art critique tasks?

Our main contribution is therefore the evaluation framework itself, focusing on the cultural evaluation process rather than a new model architecture or training technique. The specific contribution of this paper is threefold: (1) a Tri-Tier framework combining automated metrics, single-judge scoring, and human reference calibration across 165 culture-specific dimensions (six evaluated traditions); (2) a set of evaluation assets including rubrics, prompts, and diagnostic scripts; and (3) an

empirical analysis of 15 different VLMs revealing cultural understanding limitations and biases.

## 2 Related Work

### 2.1 VLM Evaluation Benchmarks

VLM evaluation has progressed through three generations. First-generation benchmarks (VQAv2 (Goyal et al., 2017), GQA (Hudson and Manning, 2019), POPE (Li et al., 2023), Winoground (Thrush et al., 2022)) assess perceptual grounding at L1. Second-generation benchmarks (MME (Fu et al., 2025), SEED-Bench-2 (Li et al., 2024), MM-Vet (Yu et al., 2024)) introduce multi-task evaluation, but “knowledge” remains encyclopedic rather than cultural.

Third-generation cultural probes reveal gaps: HallusionBench (Guan et al., 2024), CulturalBench (Chiu et al., 2025), and CulturalVQA (Nayak et al., 2024) use multiple-choice QA rather than generative critique; GIMMICK (Schneider et al., 2025) documents Western biases but employs recognition tasks rather than interpretation. None operationalize L1-L5 hierarchical understanding or provide frameworks for generative cultural critique.

### 2.2 Cultural AI and Bias Studies

Knowledge graph approaches such as WuMKG (Wan et al., 2024) for Chinese culture and CulTi (Yuan et al., 2026) for general cultural knowledge enable retrieval-based evaluation but do not cover generative evaluation of cultural elements. On the other hand, bias studies document disparities: Cabello et al. (2023) find Western-centric training correlates with non-Western performance degradation, and Wu et al. (2025) quantify demographic representation gaps. However, these studies measure classification accuracy rather than the depth of VLMs’ cultural understanding.

Prior work on VLM art critique reveals specific types of failure. Yu et al. (2025a) evaluated Chinese painting critique using 163 expert commentaries, finding VLM-expert divergence on *qiyun shengdong* (spirit resonance) interpretation. Yu, Zhao, et al. (2025) documented “symbolic shortcuts”, i.e., VLMs correctly identify Western Christmas imagery but fail on non-Western festivals like Diwali. These single-culture studies cannot disentangle culture-specific challenges from systematic Western bias, highlighting the need for cross-cultural evaluation following a consistent method-

ology.

### 2.3 Computational Aesthetics

Style classification (e.g., WikiArt (Saleh and Elgammal, 2016) and OmniArt (Strezoski and Worring, 2018)), and affective computing-based approaches (e.g., ArtEmis (Achlioptas et al., 2021)) mostly focus at L1-L2 levels without considering cultural interpretation in-depth. On the other hand, cultural modelling is still in its infancy, Zhang et al. (2024) apply Xie He’s Six Principles but only considering visual and technical aspects (L1-L2), and Jing (2023) theorizes *yijing* without conducting an evaluation of VLMs on this task. Our framework extends to cultural, historical, and philosophical aspects (i.e., L3-L5) through 165 culture-specific dimensions.

### 2.4 LLM-as-Judge Paradigm

Finally, when looking at LLM-as-judge approaches such as G-Eval (Liu et al., 2023), MT-Bench (Zheng et al., 2023), or Prometheus-Vision (Lee et al., 2024), they provide scalable evaluation. However, we can observe that cultural critique tasks exhibits three systematic sources of error that dual-judge averaging cannot address: (1) strong judge disagreement (ICC =  $-0.50$ , Claude-Opus vs. GPT-5,  $n = 150$ ), (2) incompleteness (specifically, the absence of culture-specific dimensions for concepts such as Chinese *wu* or Japanese *ma*), and (3) distribution shift arising from Western-dominant training (Tao et al., 2024).

**Research Gap.** Table 1 compares the approach presented in this paper with prior work. We uniquely provide cross-cultural scope spanning 6 different cultural traditions with 165 culture-specific dimensions, hierarchical evaluation considering a deeper set of cultural aspects (i.e., L1-L5) rather than focusing on the surface (i.e., L1-L2), a validated tri-tier framework with human-focused calibration that measurably improves judge-human alignment and evaluation stability, and systematic bias analysis with a quantified gap between Chinese and Western cultures.

## 3 Methodology

We propose a new evaluation methodology to assess cross-cultural art critique generation using a tri-tier framework (see Figure 2) that combines automated metrics, single-judge evaluation, and human-focused calibration.

Work	Cultures	Levels	Validation
MME/SEED	General	L1	Auto only
CulturalBench	5	L3 (QA)	Auto only
Zhang et al. (2024)	Chinese	L1–L2	None
Yu et al. (2025a)	Chinese	L1–L5	Expert
<b>Ours</b>	6	L1–L5	Tri-Tier

Table 1: Comparison with prior VLM cultural evaluation work.

### 3.1 Tri-Tier Framework

The evaluation framework processes a VLM-generated critique  $c$  for culture  $k$  through three tiers. Tier I and Tier II operate in parallel: Tier I computes four automated quality indicators, while Tier II produces template-based scores on five different cultural dimensions from a single primary judge. Then, Tier III calibrates the Tier II aggregate score to human expert ratings via isotonic regression.

**Input/Output.** The framework receives as an input (i) a bilingual VLM-generated critique asked to cover L1-L5 levels of cultural understanding for a specific artwork image, and (ii) a culture tag. Then produces as an output (a) the calibrated aggregate score ( $S_{\Pi}^*$ ), (b) a template-based assessment covering five different dimensions, and (c) automated metrics-based risk indicators flagging potential types of failure (e.g., low cultural coverage, weak semantic alignment, or elevated template risk).

**Tier I: Automated Metrics.** Tier I evaluation provides information about different aspects of an art critique based on simple heuristics. While they cannot replace a complete expert perspective, they provide a quantitative signal about potential limitations or weaknesses of a given critique. Therefore, we consider the following four automated metrics for a given VLM-generated critique  $c$  and a specific culture  $k$ .

The Dimension Coverage Ratio (DCR, Eq. 1) measures the proportion of culture-specific dimensions  $\mathcal{D}_k$  mentioned in  $c$ :

$$\text{DCR}_{\text{auto}}(c, k) = \frac{|\mathcal{D}_k^c|}{|\mathcal{D}_k|} \quad (1)$$

where  $\mathcal{D}_k^c \subseteq \mathcal{D}_k$  are dimensions detected via keyword matching (e.g.,  $|\mathcal{D}_{\text{Chinese}}| = 30$ ).

The Cultural Semantic Alignment (CSA, Eq. 2) measures TF-IDF cosine similarity with culture-specific vocabulary:

## Evaluation Methodology

## Cultural Understanding Hierarchy

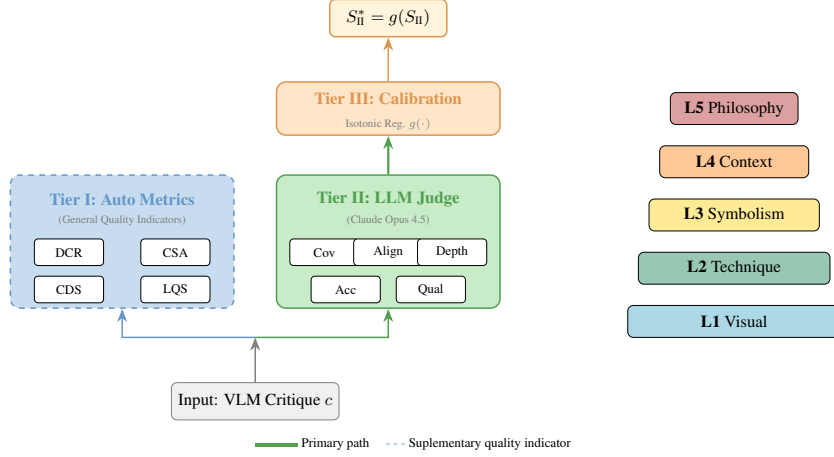


Figure 2: VULCA-BENCH Evaluation Framework. Left: Evaluation Methodology where Tier I and Tier II (LLM judge) process the input in parallel. Tier II scores are calibrated considering human-expert references through Tier III producing  $S_{II}^*$ . Right: L1-L5 cultural understanding hierarchy.

$$\text{CSA}_{\text{auto}}(c, k) = \cos(\mathbf{v}_c, \mathbf{v}_k) \quad (2)$$

where  $v_c$  and  $v_k$  are the TF-IDF vector representations of the critique and the culture-specific vocabulary respectively.

The Critique Depth Score (CDS, Eq. 3) measures whether a critique addresses deeper cultural understanding levels. We assign increasing weights to higher levels, as L3–L5 (symbolism, context, philosophy) require genuine cultural insight rather than surface description:

$$\text{CDS}_{\text{auto}}(c) = \sum_{\ell=1}^5 w_{\ell} \cdot \mathbb{I}[\ell \text{ covered}] \quad (3)$$

where  $\mathbb{I}[\cdot]$  is the indicator function (1 if level  $\ell$  is detected via keyword matching, 0 otherwise), and  $w_{\ell} = \ell/15$  assigns weights L1:1/15, L2:2/15, ..., L5:5/15. A critique covering all five levels will achieve CDS=1.0 but one limited to L1–L2 will obtain a score of only 0.2, penalising critiques that focus on visual and technical aspects instead of providing deeper cultural understanding.

Finally, the Linguistic Quality Score (LQS, Eq. 4) detects fluent-but-shallow responses by combining length adequacy with sentence complexity:

$$\text{LQS}_{\text{auto}}(c) = \min\left(1, \frac{|c|}{L_{\text{max}}}\right) \cdot \frac{n_{\text{sent}}}{n_{\text{sent}} + \epsilon} \quad (4)$$

where  $|c|$  is the character count of critique  $c$ ,  $L_{\text{max}} = 2000$  is the expected length for an ex-

pert critique,  $n_{\text{sent}}$  is the number of sentences, and  $\epsilon = 3$  is a smoothing constant. The first term rewards adequate length and the second term rewards multi-sentence structure. A long, single-sentence response will score lower, flagging a potential template-style output.

Once calculated, all metrics are rescaled to  $[1, 5]$  so that they can be compared directly and aggregated within the same scale.

**Tier II: Judge Scoring.** An independent judge (e.g., an LLM) scores each VLM critique following a template addressing five dimensions: Coverage (L1-L5 breadth), Alignment (culture-specificity), Depth (L3-L5 interpretation quality), Accuracy (factual correctness), and Quality (coherence). Each dimension receives a 1-5 rating which is then aggregated as their mean:

$$S_{II} = \frac{1}{5} \sum_{i=1}^5 d_i \quad (5)$$

We adopt a single-judge design to ensure same-scale outputs. The LLM judge evaluates a critique based on the five-dimension template, then scores are calibrated via Tier III isotonic regression.

**Tier III (Calibration).** Tier III calibration aligns the aggregate  $S_{II}$  scores with human judgements via isotonic regression (Niculescu-Mizil and Caruana, 2005):

$$S_{II}^* = \arg \min_{g \in \mathcal{G}} \sum_i (g(S_{II}^{(i)}) - S_h^{(i)})^2 \quad (6)$$



where  $\mathcal{G}$  is the set of monotonic functions and  $S_h$  is the human score. Isotonic regression corrects systematic judge-human differences on the aggregate score. Dimension-specific scores, however, remain uncalibrated (Tier II) but are also taken into account for analytical purposes. Beyond reducing absolute error, calibration also enables more direct comparability across models and cultures by stabilising rankings under an explicit measurement scale based on human references.

## 4 Dataset

To validate our framework, we use the VULCA-BENCH corpus (Yu et al., 2026). The complete corpus contains 6,804 matched pairs across 7 cultural traditions. However, we exclude the Mural tradition (109 pairs) from evaluation due to an insufficient number of expert annotations for reliable Tier III calibration, resulting on a 6-culture evaluation subset of 6,695 image-critique pairs covering a total of 165 culture-specific dimensions (see Appendix A for a detailed list of the dimensions). From this subset, we extract 294 stratified samples with bilingual expert-written critiques which we use as evaluation samples (Eval.) for our experiments. On top of that, a disjoint 450-sample human-scored (HScored) subset of art critiques (298 training / 152 held-out test) serves as the gold-standard  $S_h$  for fitting and validating the isotonic calibration function  $g$  in Tier III. See Table 2 for a complete overview of our data distribution.

Each image-critique pair consists of (i) an artwork image, (ii) artist and title metadata, and (iii) an expert bilingual critique (Chinese:  $\sim 500$  characters; English:  $\sim 300$  words) annotated with culture-specific dimensions. Critiques explicitly identify L1–L5 layer coverage through dimension-specific tags (e.g., CN\_L1\_D1 for Chinese Visual Colour, see Appendix A), enabling the automatic computation of cultural coverage metrics.

**Human-Scored Art Critiques.** The 450-sample of human-scored art critiques was annotated by 6 domain experts which assigned independent dual ratings to each art critique. Annotators scored based on our five Tier II dimensions (i.e., Coverage, Alignment, Depth, Accuracy, Quality) on a 1-5 scale. Inter-annotator agreement ( $\kappa_w = 0.39$ ) was fair (Yu et al., 2025b), however, lower agreement on L3-L5 dimensions ( $\kappa = 0.35$ ) compared to L1-L2 ( $\kappa = 0.52$ ) evidenced the interpretive nature of this task, especially in deeper cultural

Culture	Dims	Pairs	Eval.	HScored
Chinese	30	1,854	50	99
Western	25	4,270	50	97
Japanese	27	201	46	84
Korean	25	107	48	48
Islamic	28	165	50	52
Indian	30	98	50	70
<b>Total</b>	<b>165</b>	<b>6,695</b>	<b>294</b>	<b>450</b>

Table 2: Dataset distribution. Eval. column contains the sample distribution used for evaluating VLMs. HScored describes the distribution of human-scored art critiques.

Model	Provider	Mean	Std	Lat.	Tendency
GPT-4o	OpenAI	4.52	0.17	2.9s	Lenient
GPT-4o-mini	OpenAI	4.31	0.16	1.6s	Lenient
GPT-5	OpenAI	4.09	0.23	18.8s	Moderate
Claude-Sonnet-4.5	Anthropic	3.99	0.16	14.5s	Moderate
GPT-5.2	OpenAI	3.76	0.16	1.7s	Strict
Claude-Haiku-3.5	Anthropic	3.76	0.37	7.6s	High Var.
GPT-5-mini	OpenAI	3.65	0.31	9.0s	Strict
<b>Claude-Opus-4.5</b>	Anthropic	<b>3.42</b>	0.18	14.9s	<b>Strictest</b>

Table 3: Single-judge comparison.

dimensions such as philosophical aesthetics.

## 5 Experiments

### 5.1 Experimental Setup

We evaluate 15 VLMs on art critique generation considering our evaluation subset consisting of 294 samples. These models cover five providers including both closed and open weight models: GPT-5, GPT-5.2, GPT-5-mini, GPT-4o, GPT-4o-mini, Claude-Sonnet-4.5, Claude-Opus-4.5, Claude-Haiku-3.5, Gemini-2.5-Pro, Gemini-3-Pro, Qwen3-VL-235B, Qwen3-VL-Flash, Llama4-Scout, GLM-4V-Flash, and DeepSeek-VL2.

We compress images to  $\leq 3.75$ MB, generate bilingual L1-L5 critiques using a unified prompt, and compute Tier I metrics. Claude Opus 4.5 (Tier II judge) then returns five 1-5 dimension scores (Coverage, Alignment, Depth, Accuracy, Quality) in JSON format. Scores are then calibrated using a 450-sample human subset (298 train / 152 held-out). Our default evaluation metric is the calibrated Tier III score ( $S_{\text{primary}} = S_{\text{II}}^*$ ), although Tier II dimension-specific scores are also reported for analytical purposes.

### 5.2 Judge Selection

To select our Tier II judge, we compared 8 different models. As shown in Table 3, OpenAI models provided higher scores (mean 4.1-4.5) while Claude models were stricter (3.4-4.0). Furthermore, we

Dimension	MAE	MAE (cal)
Coverage	0.391	0.412
Alignment	0.511	0.482
Depth	0.537	0.486
Accuracy	0.534	0.552
Quality	0.461	0.431
<b>Avg.</b>	<b>0.457</b>	<b>0.433</b>
$\Delta$	—	<b>−5.2%</b>

Table 4: Human calibration results (n=152).

also explored a dual-judge configuration, observing unreliable results where judges exhibited systematic scale mismatches. More specifically, we observed strong ICC disagreement in cross-judge scenarios ranging from -0.5 (Claude-Opus-4.5 + GPT-5,  $n = 150$ ) to 0.12 (Claude-Sonnet + GPT-5,  $n = 150$ ), all below our 0.6 threshold. In the end, single-judge design with isotonic calibration yielded stable scores aligned with human judgements. Therefore, we selected Claude Opus 4.5 for three main reasons: (1) stable rank discrimination, (2) consistent cultural gap direction, and (3) absence of self-favouritism (i.e., it does not favor its own outputs).

### 5.3 Calibration Validation

Table 4 shows the human calibration (Tier III) results. Isotonic calibration is done for each of the dimensions independently and then averaged as a final score. Although some dimensions (i.e., Coverage and Accuracy) do not improve with calibration, we observed an overall improvement of 5.1% in the final aggregated score. Our calibrated evaluation framework then produces this final aggregated score as its output ( $S_{II}^*$ ), without focusing on specific dimensions.

## 6 Results and Analysis

### 6.1 Overall VLM Performance (RQ1)

First, we analyse the overall VLM performance on our proposed evaluation framework. Table 5 shows a clear difference in performance when considering deeper cultural features among the 15 VLMs. Gemini-2.5-Pro (4.02) and Qwen3-VL-235B (3.99) are some of the best performing models, producing the most complete and deep critiques. On the other hand, Claude models remain competitive but do not achieve outstanding results (i.e., Sonnet 3.87, Opus 3.65). We can observe an overall spread of

Model	$S_{II}^*$	Cov	Align	Depth	Acc	Qual	TI
Gemini-2.5-Pro	<b>4.02</b>	4.50	4.47	4.50	4.45	4.48	3.69
Qwen3-VL-235B	3.99	4.50	4.45	4.50	4.43	4.48	3.71
Claude-Sonnet-4.5	3.87	4.50	4.48	4.50	4.48	<b>4.50</b>	3.61
Gemini-3-Pro	3.78	4.50	4.44	<b>4.51</b>	4.48	4.49	3.37
Llama4-Scout	3.70	4.50	4.36	4.48	4.37	4.46	3.83
GPT-5	3.65	4.44	4.39	4.42	4.40	4.43	3.18
Claude-Opus-4.5	3.65	4.50	4.44	4.50	4.46	4.49	3.24
GPT-5.2	3.64	4.50	4.40	<b>4.51</b>	4.41	<b>4.50</b>	3.33
Qwen3-VL-Flash	3.53	4.50	<b>4.54</b>	4.48	<b>4.56</b>	4.48	3.51
GPT-5-mini	3.50	4.50	4.38	4.50	4.43	4.49	3.21
Claude-Haiku-3.5	3.49	4.50	4.47	4.47	4.45	4.47	3.21
GPT-4o	3.47	4.50	4.42	4.48	4.37	4.45	3.22
GPT-4o-mini	3.35	4.50	4.33	4.44	4.36	4.44	3.20
GLM-4V-Flash	3.31	4.49	4.22	4.35	4.29	4.34	3.50
DeepSeek-VL2	<u>3.24</u>	<u>4.42</u>	<u>4.02</u>	<u>4.15</u>	<u>4.05</u>	<u>4.17</u>	3.48
Std ( $\sigma$ )	—	0.03	0.13	0.10	0.13	0.08	—

Table 5: VLM  $S_{II}^*$  performance with five Tier II dimensions (Cov=Coverage, Align=Alignment, Acc=Accuracy, Qual=Quality) and Tier I (TI) scores. The best results are in bold, the worst are underlined.

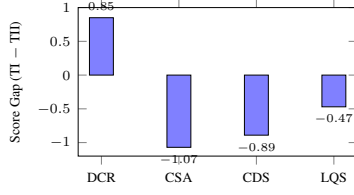
0.78 points, revealing reasonable differences across different models. When looking at Tier II specific dimensions, we can see that Cultural Alignment and Factual Accuracy ( $\sigma = 0.13$ ) are the most discriminative dimension across models. For instance, we observe that DeepSeek-VL2 achieves reasonable Coverage but underperforms on Alignment/Accuracy, indicating weaker cultural grounding rather than surface-level fluency deficits.

We also observe that Tier II scores cluster in the 4.0-4.5 range ( $\sigma = 0.03$ -0.13). This clustering reflects that (i) LLM judges have preference for polished language shaped by web-scale image-text pre-training, and (ii) ceiling effects in Coverage ( $\sigma = 0.03$ ), where most VLMs achieve >80% dimension coverage and receive near-maximum scores. The discriminative power of our proposed framework lies in the higher-variance dimensions (i.e., Alignment and Accuracy,  $\sigma = 0.13$ ), which capture relevant L3-L5 cultural understanding features where VLMs show greater differences.

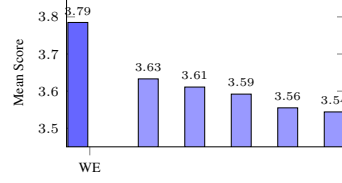
### 6.2 Tier I vs Tier II Gap (RQ2)

All four Tier I automated metrics exhibit poor ICC values with Tier II judge scores (<0.5):  $DCR_{auto}$  (0.02),  $CSA_{auto}$  (0.17),  $CDS_{auto}$  (0.18),  $LQS_{auto}$  (−0.17). As shown in Figure 3 (a),  $DCR_{auto}$  overestimates dimension coverage (+0.85) by only matching surface-level keywords and  $CSA_{auto}/CDS_{auto}$  underestimate (−1.07/−0.89) cultural alignment, being precisely the dimensions most relevant for cross-cultural depth evaluation.

Table 6 compares Tier I metrics with the human-



(a) Tier I-II gap. Positive = overestimate.



(b) Cultural bias. Western highest.

Figure 3: (a) Tier I-II gap by metric. (b) Average performance scores by culture.

Metric	Pearson $r$	Interpretation
DCR <sub>auto</sub>	0.53	Moderate
CSA <sub>auto</sub>	0.44	Weak-Moderate
CDS <sub>auto</sub>	0.51	Moderate
LQS <sub>auto</sub>	0.27	Weak

Table 6: Tier I against human gold standard (n=450). All with  $p < 0.001$ .

scored art critiques (n=450). All metrics show weak-to-moderate correlation ( $r \in [0.27, 0.53]$ ), confirming that they are not the best choice as individual evaluation metrics, but that can be useful as complementary signals. The information stemming from Tier I metrics can indicate critical limitations (e.g., superficial dimension coverage, lack of cultural depth) in an art critique, complementary to our calibrated judge output.

### 6.3 Cultural Bias (RQ3)

Figure 3 (b) shows that in general, Western art critiques were given higher scores by the LLM judge in our Tier II evaluation. More specifically, we observed a gap between scores attributed to Chinese and Western art of -0.17 (Cohen’s  $d = -0.65$ ,  $p < 0.001$ ).

When looking specifically at our models, we observe that eleven out of the fifteen favor Western art critiques, with GPT-4o showing strongest bias ( $\Delta = -0.52$ ) while Claude-Opus-4.5 being the most neutral ( $\Delta = 0.00$ ). We interpret this as an observed trend under our sampling and evaluation template, rather than a definitive claim about intrinsic model biases.

## 7 Discussion

Table 7 illustrates the advantages of the proposed Tri-Tier framework for art critique evaluation. A high linguistic quality and richness can mask limited cultural understanding. The framework provides additional discriminant features that were missing on previous dual-judge setups by combin-

ing automated metrics (Tier I), five-dimensional template-based single-judge evaluation (Tier II), and evaluation calibration with human expert references (Tier III). Specifically, Tier I indicators flag fluent-but-shallow outputs where high Quality masks low cultural Alignment, as illustrated by the failure cases in Table 7.





Our findings have direct implications on the development of VLMs for cultural tasks. First, VLMs consistently perform well at visual-technical levels (L1–L2) but show significant variance at cultural-philosophical levels (L3–L5), with coverage drops up to 30%. This gap suggests that explicit hierarchical cultural information should be incorporated during pre-training, allowing models to understand deeper cultural aspects. Our error analysis shows that a majority of low-scored critiques mainly failed on Alignment and Accuracy dimensions, confirming a lack of cultural understanding as their main limitation. Furthermore, the low Tier I-II agreement ( $ICC < 0.5$ ) highlights that automated metrics cannot be a substitute. The case study in Table 7 further supports that specialized cultural modules may be necessary to complement VLMs in culture-specific symbolism understanding and interpretation.

## 8 Conclusion

We introduced a Tri-Tier framework for cross-cultural art critique evaluation built on an L1–L5 cultural-depth schema. Tier I provides four lightweight, reference-free automated metrics for lower-bound assessment, Tier II applies template-based scoring with a single primary judge across five dimensions (Coverage, Alignment, Depth, Accuracy, Quality), and Tier III calibrates the aggregated Tier II scores to human expert ratings via isotonic regression.

We evaluated 15 VLMs across six different cultural traditions on a 294-sample evaluation set, and calibrated with a 450-sample subset containing

Table 7: VLM critique excerpts illustrating success vs. failure patterns. Success cases demonstrate L3-L5 cultural depth with technique terminology and historical context, while failure cases remain at surface-level description despite fluent language.

Image	Artwork	Q	Critique Excerpt	Analysis
	Wang Jian Landscape Album	96	"...rocks rendered with <i>pima cun</i> (hemp-fiber strokes), combined with short <i>pima</i> and <i>jiesuo cun</i> ...embodying the Song-Yuan landscape tradition"	<b>Success</b> <b>L2:</b> technique terms <b>L4:</b> historical lineage
	Michelangelo Creation of Adam	99	"...this 'near-touch yet not quite touching' moment becomes the dramatic climax, symbolizing life not yet fully awakened"	<b>Success</b> <b>L3:</b> symbolic reading <b>L5:</b> theological depth
	Shen Zhou Farewell at Jingjiang	49	"This work by Ming dynasty Shen Zhou uses ink technique...composition is reasonable, brushwork is exquisite...overall artistic conception is profound"	<b>Failure</b> <b>Template:</b> generic praise ✗ No specific technique
	E.A. Hornel Springtime	67	"Color relationships function on multiple levels...careful balance of forms establishes visual equilibrium"	<b>Failure</b> <b>L1 only:</b> visual description ✗ No Glasgow School context

human-scored art critiques, observing significant variations of performance in cultural understanding across five different dimensions. The dimensions with major variability (i.e., Alignment and Accuracy) highlight the limitations of VLMs as art critique generators, indicating that cultural grounding and factual accuracy still represent major challenges in culture-related tasks. Furthermore, we also observed a biased tendency between Western and Chinese art critiques, assigning higher scores to Western samples and being consistent across judge models. Finally, we emphasize that the proposed evaluation framework is designed to assist, not replace, expert interpretation in culturally sensitive settings.

Our study, therefore, provides relevant results pointing to some of the main limitations of current VLMs in cultural tasks. Future work will focus on implementing these improvements, seeking to deepen cultural understanding and reduce biases between different cultures.

## Limitations

**Cultural Coverage.** Our evaluation covers six cultural traditions (6,695 matched pairs: Western 4,270; Chinese 1,854; Japanese 201; Korean 107; Islamic 165; and Indian 98). Chinese and Western samples dominate the distribution, and this imbalance is reflected in our calibration experiments: the

held-out test set contains fewer Korean ( $n = 16$ ) and Islamic ( $n = 18$ ) samples than Chinese or Western ( $n = 33$  each), and our analysis shows calibration degrades for Islamic ( $-6.5\%$ ) and Indian ( $-6.4\%$ ).

**Language Coverage.** Our bilingual (Chinese–English) design reflects practical constraints. Expert annotators were only available for this language pair, and Chinese preserves key aesthetic terminology (*qiyun*, *yijing*) essential for keyword-based Tier I metrics. However, this choice may introduce translation loss for non-Chinese traditions: Japanese (*wabi-sabi*, *mono no aware*), Korean (*jeong*, *heung*), Islamic (Arabic calligraphic concepts), and Indian (*rasa*, *bhava*) art possess native terminologies that English romanization can only capture partially. We mitigated this by including romanized terms with diacritics where possible and training annotators on culture-specific vocabulary. However, extending the framework to native-language critiques (Japanese, Korean, Arabic, Hindi/Sanskrit) represents an important future direction.

**Task Subjectivity.** The Tri-Tier framework depends on a single judge (Claude Opus 4.5) for Tier II scoring and on a 450-sample human-scored subset (298 train / 152 held-out) for isotonic calibration. Cross-cultural art critique evaluation, how-



ever, is inherently challenging because L3–L5 dimensions require interpreting philosophical concepts (*qi*yun, *wabi-sabi*, *rasa*) where legitimate expert disagreement reflects the interpretive nature of the task.

**Few-Shot Prompting.** Our experiments and reported results represent only zero-shot prompting approaches. However, preliminary experiments with few-shot prompting (prepending 1–3 expert critiques as in-context exemplars) yielded counter-intuitive results. Performance decreased with more examples, possibly due to attention dilution or style over-fitting. Future work should explore interventions that explicitly scaffold L1→L5 reasoning, such as retrieval-augmented exemplars with semantic relevance.

## References

- Panos Achlioptas, Maks Ovsjanikov, Kilichbek Haydarov, Mohamed Elhoseiny, and Leonidas J. Guibas. 2021. [Artemis: Affective language for visual art](#). In *IEEE/CVF Conference on Computer Vision and Pattern Recognition (CVPR)*, pages 11564–11574.
- Laura Cabello, Emanuele Bugliarello, Stephanie Brandl, and Desmond Elliott. 2023. [Evaluating bias and fairness in gender-neutral pretrained vision-and-language models](#). In *Proceedings of the 2023 Conference on Empirical Methods in Natural Language Processing*, pages 8465–8483, Singapore. Association for Computational Linguistics.
- Yu Ying Chiu, Liwei Jiang, Bill Yuchen Lin, Chan Young Park, Shuyue Stella Li, Sahithya Ravi, Mehar Bhatia, Maria Antoniak, Yulia Tsvetkov, Vered Shwartz, and Yejin Choi. 2025. [Culturalbench: A robust, diverse and challenging benchmark for measuring LMs’ cultural knowledge through human-AI red-teaming](#). In *Proceedings of the 63rd Annual Meeting of the Association for Computational Linguistics (Volume 1: Long Papers)*, pages 25663–25701, Vienna, Austria. Association for Computational Linguistics.
- Chaoyou Fu, Peixian Chen, Yunhang Shen, Yulei Qin, Mengdan Zhang, Xu Lin, Jinrui Yang, Xiawu Zheng, Ke Li, Xing Sun, Yunsheng Wu, Rongrong Ji, Caifeng Shan, and Ran He. 2025. [MME: A comprehensive evaluation benchmark for multimodal large language models](#). In *The Thirty-ninth Annual Conference on Neural Information Processing Systems Datasets and Benchmarks Track*.
- Yash Goyal, Tejas Khot, Douglas Summers-Stay, Dhruv Batra, and Devi Parikh. 2017. [Making the v in vqa matter: Elevating the role of image understanding in visual question answering](#). In *2017 IEEE Conference on Computer Vision and Pattern Recognition (CVPR)*, pages 6325–6334. IEEE.
- Tianrui Guan, Fuxiao Liu, Xiyang Wu, Ruiqi Xian, Zongxia Li, Xiaoyu Liu, Xijun Wang, Lichang Chen, Furong Huang, Yaser Yacoob, Dinesh Manocha, and Tianyi Zhou. 2024. [Hallusionbench: An advanced diagnostic suite for entangled language hallucination and visual illusion in large vision-language models](#). In *Proceedings of the 2024 IEEE/CVF Conference on Computer Vision and Pattern Recognition (CVPR)*, pages 14375–14385.
- Drew A. Hudson and Christopher D. Manning. 2019. [Gqa: A new dataset for real-world visual reasoning and compositional question answering](#). In *2019 IEEE/CVF Conference on Computer Vision and Pattern Recognition (CVPR)*, pages 6693–6702. IEEE.
- Hongmei Jing. 2023. [The ideological origins and aesthetic construction of yijing \(artistic conception\)](#). *International Communication of Chinese Culture*, 10:151–169.
- Seongyun Lee, Seungone Kim, Sue Park, Geewook Kim, and Minjoon Seo. 2024. [Prometheus-vision: Vision-language model as a judge for fine-grained evaluation](#). In *Findings of the Association for Computational Linguistics: ACL 2024*, pages 11286–11315, Bangkok, Thailand. Association for Computational Linguistics.
- Bohao Li, Yuying Ge, Yixiao Ge, Guangzhi Wang, Rui Wang, Ruimao Zhang, and Ying Shan. 2024. [SEED-Bench: Benchmarking multimodal large language models](#). In *Proceedings of the 2024 IEEE/CVF Conference on Computer Vision and Pattern Recognition (CVPR)*, pages 13299–13308.
- Yifan Li, Yifan Du, Kun Zhou, Jinpeng Wang, Xin Zhao, and Ji-Rong Wen. 2023. [Evaluating object hallucination in large vision-language models](#). In *Proceedings of the 2023 Conference on Empirical Methods in Natural Language Processing*, pages 292–305, Singapore. Association for Computational Linguistics.
- Yang Liu, Dan Iter, Yichong Xu, Shuohang Wang, Ruochen Xu, and Chenguang Zhu. 2023. [G-eval: NLG evaluation using gpt-4 with better human alignment](#). In *Proceedings of the 2023 Conference on Empirical Methods in Natural Language Processing*, pages 2511–2522, Singapore. Association for Computational Linguistics.
- Shravan Nayak, Kanishk Jain, Rabiul Awal, Siva Reddy, Sjoerd Van Steenkiste, Lisa Anne Hendricks, Karolina Stanczak, and Aishwarya Agrawal. 2024. [Benchmarking vision language models for cultural understanding](#). In *Proceedings of the 2024 Conference on Empirical Methods in Natural Language Processing (EMNLP)*, pages 5769–5790, Miami, Florida, USA.
- Alexandru Niculescu-Mizil and Rich Caruana. 2005. [Predicting good probabilities with supervised learning](#). In *Proceedings of the 22nd International Conference on Machine Learning (ICML)*, pages 625–632.

- Babak Saleh and Ahmed Elgammal. 2016. [Large-scale classification of fine-art paintings: Learning the right metric on the right feature](#). *International Journal for Digital Art History*, 2(2):71–94.
- Florian Schneider, Carolin Holtermann, Chris Biemann, and Anne Lauscher. 2025. [GIMMICK: Globally inclusive multimodal multitask cultural knowledge benchmarking](#). In *Findings of the Association for Computational Linguistics: ACL 2025*, pages 9605–9668, Vienna, Austria. Association for Computational Linguistics.
- Gjorgji Strezoski and Marcel Worring. 2018. [Omniart: A large-scale artistic benchmark](#). *ACM Transactions on Multimedia Computing, Communications, and Applications*, 14(4):88:1–88:21.
- Yan Tao, Olga Viberg, Ryan S. Baker, and René F. Kizilcec. 2024. [Cultural bias and cultural alignment of large language models](#). *PNAS Nexus*, 3(9):pgae346.
- Tristan Thrush, Ryan Jiang, Max Bartolo, Amanpreet Singh, Adina Williams, Douwe Kiela, and Candace Ross. 2022. [Winoground: Probing vision and language models for visio-linguistic compositionality](#). In *2022 IEEE/CVF Conference on Computer Vision and Pattern Recognition (CVPR)*, pages 5228–5238. IEEE.
- Jing Wan, Hao Zhang, Jun Zou, Ao Zou, Yubin Chen, Qingyang Zeng, Xinrong Li, and Qiya Wang. 2024. [Wumkg: a chinese painting and calligraphy multimodal knowledge graph](#). *Heritage Science*, 12:159.
- Xuyang Wu, Yuan Wang, Hsin-Tai Wu, Zhiqiang Tao, and Yi Fang. 2025. [Evaluating fairness in large vision-language models across diverse demographic attributes and prompts](#). In *Findings of the Association for Computational Linguistics: EMNLP 2025*, pages 22973–22991, Suzhou, China. Association for Computational Linguistics.
- Haorui Yu, Ramon Ruiz-Dolz, Diji Yang, Hang He, Fengrui Zhang, and Qiufeng Yi. 2026. [Vulca-bench: A multicultural vision-language benchmark for evaluating cultural understanding](#). *Preprint*, arXiv:2601.07986.
- Haorui Yu, Ramon Ruiz-Dolz, and Qiufeng Yi. 2025a. [A structured framework for evaluating and enhancing interpretive capabilities of multimodal LLMs in culturally situated tasks](#). In *Findings of the Association for Computational Linguistics: EMNLP 2025*, pages 1945–1971, Suzhou, China. Association for Computational Linguistics.
- Haorui Yu, Yang Zhao, Yijia Chu, and Qiufeng Yi. 2025. [Seeing symbols, missing cultures: Probing vision-language models’ reasoning on fire imagery and cultural meaning](#). In *Proceedings of the 9th Widening NLP Workshop (WinLP)*, pages 1–8, Suzhou, China. Association for Computational Linguistics.
- Haorui Yu, Yang Zhao, Yijia Chu, and Qiufeng Yi. 2025b. [Seeing symbols, missing cultures: Probing vision-language models’ reasoning on fire imagery and cultural meaning](#). In *Proceedings of the 9th Widening NLP Workshop*, pages 1–8, Suzhou, China. Association for Computational Linguistics.
- Weihaio Yu, Zhengyuan Yang, Linjie Li, Jianfeng Wang, Kevin Lin, Zicheng Liu, Xinchao Wang, and Lijuan Wang. 2024. [MM-vet: Evaluating large multimodal models for integrated capabilities](#). In *Proceedings of the 41st International Conference on Machine Learning*, volume 235 of *Proceedings of Machine Learning Research*, pages 57730–57754. PMLR.
- Junyi Yuan, Jian Zhang, Fangyu Wu, Huanda Lu, Dongming Lu, and Qiufeng Wang. 2026. [Towards cross-modal retrieval in chinese cultural heritage documents: Dataset and solution](#). In *Document Analysis and Recognition – ICDAR 2025*, volume 16026, page 570–586. Springer, Cham.
- Wei Zhang, Jian-Wei Zhang, Kam-Kwai Wong, Yi-Fang Wang, Ying-Chao-Jie Feng, Lu-Wei Wang, and Wei Chen. 2024. [Computational approaches for traditional chinese painting: From the “six principles of painting” perspective](#). *Journal of Computer Science and Technology*, 39(2):269–285.
- Lianmin Zheng, Wei-Lin Chiang, Ying Sheng, Siyuan Zhuang, Zhanghao Wu, Yonghao Zhuang, Zi Lin, Zhuohan Li, Dacheng Li, Eric Xing, Hao Zhang, Joseph E. Gonzalez, and Ion Stoica. 2023. [Judging llm-as-a-judge with mt-bench and chatbot arena](#). In *Advances in Neural Information Processing Systems*, volume 36, pages 46595–46623. Curran Associates, Inc.

## A 5-Level Framework Dimensions

Table 8 summarizes the 165 culture-specific dimensions across six traditions. Each culture has L1–L5 levels; dimensions marked with  $\star$  are mandatory for quality validation ( $\geq 70\%$  coverage threshold).

Culture	L1	L2	L3	L4	L5	Total
Chinese (CN)	6	6	6	6	6	30
Western (WE)	6	6	5	4	4	25
Japanese (JP)	6	6	5	5	5	27
Korean (KR)	5	5	5	5	5	25
Islamic (IS)	5	5	6	6	6	28
Indian (IN)	6	6	6	6	6	30
<b>Total</b>	<b>34</b>	<b>34</b>	<b>33</b>	<b>32</b>	<b>32</b>	<b>165</b>

Table 8: Culture-specific dimension counts by level.

**Chinese (CN, 30 dims).** **L1** (Visual): colour usage, composition, brushstroke texture, spatial levels, line expression, negative space (留白). **L2** (Technical): *cun* texture strokes (皴法), brush techniques, ink gradation, colouring, brush dynamics, inscriptions/seals. **L3** (Symbolic): imagery interpretation, symbolic meaning, cultural motifs,

poetry-painting unity, literati aesthetics, aesthetic ideals. **L4** (Historical): dynastic style, artist background, lineage, school characteristics, innovation, legacy. **L5** (Philosophical): *yijing*\* (意境, artistic conception), *qiyun shengdong*\* (气韵生动, spirit resonance), heaven-human unity, aesthetic taste, form-spirit relation, void-solid interplay.

**Western (WE, 25 dims).** **L1:** colour palette, line quality, composition, perspective, texture, chiaroscuro. **L2:** brushwork, colouring technique, medium/materials, subject/genre, style/school, technical mastery. **L3:** iconography, symbolism, signature/inscription, patronage/function, literary references. **L4:** period evolution, artist biography, influence/legacy, provenance. **L5:** aesthetic ideals, sublime/emotion, cross-cultural influence, artistic value.

**Japanese (JP, 27 dims).** **L1:** colour, line, composition, spatial treatment, texture, light/shadow. **L2:** brushwork, colouring, subject matter, school/style, period style, innovation. **L3:** iconographic symbols, aesthetic concepts (*wabi-sabi*\*, *mono no aware*\*), inscriptions/seals, mounting format, aesthetic ideals. **L4:** period characteristics, school evolution, artistic lineage, social context, artistic exchange. **L5:** *wabi-sabi*\* (imperfect beauty), *mono no aware*\* (pathos of things), *yūgen* (profound grace), narrative aesthetics, artistic philosophy.

**Korean (KR, 25 dims).** **L1:** colour usage, line expression, composition, spatial treatment, spirit resonance (기운). **L2:** brush techniques, ink methods, texture strokes, material properties, mounting format. **L3:** landscape imagery, Four Gentlemen, Confucian-Daoist spirit, *minhwa* folk painting, court painting. **L4:** dynastic periods (Goryeo/Joseon), school lineage, artists, Sino-Korean exchange, provenance. **L5:** literati aesthetics, *jingyeong*\* (true-view landscape), genre aesthetics, Korean identity, artistic value.

**Islamic (IS, 28 dims).** **L1:** colour (lapis lazuli blue, vermilion), line quality, composition, spatial treatment, decorative patterns (arabesques). **L2:** *negārgāri* technique, pigment preparation, calligraphy (*nasta'liq*), paper craft, preservation. **L3:** epic narrative (*Shāhnāme*), court life, religious themes, garden imagery (*Chār Bāgh*), architecture, natural symbols. **L4:** Persian schools (Herat, Tabriz, Shiraz), Mughal fusion, Ottoman tradition, Central Asian, dynastic patronage, manuscript tradition (*kitābkhāneh*). **L5:** calligraphic aesthetics,

decorative philosophy, narrative aesthetics, Sufi spirituality\*, paradise vision, light symbolism.

**Indian (IN, 30 dims).** **L1:** colour (mineral pigments, gold), line, composition, spatial, figure style, decorative elements. **L2:** miniature technique, pigment craft, paper (*wasli*), brushwork, preservation, signature. **L3:** Hindu iconography (Krishna, Radha), *Rāgamālā* (musical modes), romance narrative, court life, natural symbols, mythology. **L4:** Mughal court, Rajasthani schools, Pahari style, Deccan tradition, folk art, Company period. **L5:** *Rasa* theory\* (nine aesthetic emotions), *Darshan* tradition (sacred seeing), *Bhakti* devotion, decorative aesthetics, narrative aesthetics, spiritual realm.