

Moonworks Lunara Aesthetic Dataset

Yan Wang, M M Sayeef Abdullah,
Partho Hassan, and Sabit Hassan

Moonworks AI



Abstract

This data card presents the first public release of the Lunara Aesthetic Dataset, a curated set of 2,000 image–prompt pairs for controlled research on prompt grounding and style conditioning in text-to-image generation systems. The dataset spans diverse artistic styles, including regionally grounded aesthetics from the Middle East, Northern Europe, East Asia, and South Asia, alongside general categories such as sketch and oil painting. All images are generated using the Moonworks Lunara model and intentionally crafted to embody distinct, high-quality aesthetic styles, yielding a first-of-its-kind dataset with substantially higher aesthetic scores, exceeding even aesthetics-focused datasets, and general-purpose datasets by a larger margin. Each image is accompanied by a human-refined prompt and structured annotations that jointly describe salient objects, attributes, relationships, and stylistic cues. Unlike large-scale web-derived datasets that emphasize breadth over precision, the Lunara Aesthetic Dataset prioritizes aesthetic quality, stylistic diversity, and licensing transparency, and is released under the Apache 2.0 license to support research and unrestricted academic and commercial use¹.

1. Introduction

Recent advances in text-to-image generation have been driven by increasingly capable proprietary and API-served systems, including OpenAI’s native image generation in GPT-4o and the newer ChatGPT Images stack, as well as Google’s Gemini image models (Nano Banana and Nano Banana Pro) (Google, 2025; Google DeepMind, 2025; OpenAI, 2025a, 2025b, 2025c). These systems often deliver strong compositional consistency and high-fidelity rendering, particularly for challenging cases such as legible text and instruction-heavy edits (Google, 2025; OpenAI, 2025a, 2025b). However, the outputs of such services

¹<https://huggingface.co/datasets/moonworks/lunara-aesthetic>

are commonly governed by usage terms that restrict using generated content to develop or train competing models, limiting their direct utility as openly reusable training data for competitive model development.

Open-source and publicly reusable alternatives provide greater accessibility, but exhibit complementary limitations. Models such as Stable Diffusion XL (SDXL) enable community-driven development and are widely used as data sources (Podell et al., 2023), yet generations from smaller open models can still show structural inconsistencies and artefacts in practice under complex compositions, fine-grained spatial constraints, or stylized prompts. At the other end of the spectrum, efficiency-optimized and distilled generators can improve structural integrity and consistency, but are not necessarily specialized for capturing nuanced artistic aesthetics across cultural regions, historical traditions, and diverse media (Z-Image Team et al., 2025).

Beyond model availability, dataset design remains a bottleneck for transparent and reproducible evaluation of prompt-following behavior. Large-scale web-scraped image-text datasets provide broad coverage but frequently pair images with noisy captions or alt-text that differ systematically from instruction-like prompts used in modern text-to-image systems. As a result, failures in prompt adherence are often confounded with annotation noise or underspecification rather than reflecting model behavior. Classic computer vision datasets such as ImageNet (Deng et al., 2009) are not intended for aesthetic image generation training, while captioning datasets such as CC3M emphasise descriptive language rather than prompt-like instructions (Sharma et al., 2018). In addition, licensing and provenance in web-scale collections can be difficult to audit, and smaller high-quality datasets used to improve prompt adherence are rarely released publicly.

We introduce the *Lunara Aesthetic Dataset*, a public release of 2,000 image-prompt pairs curated specifically for aesthetic modeling, style conditioning, and standardized benchmarking for other models.

All images are generated by Lunara, a sub-10B param at inference model by Moonworks² and paired with human-refined prompts that explicitly describe salient objects, attributes, relations, and stylistic cues present in the image, enabling controlled experimentation and reproducible comparison. The dataset spans both modern and traditional artistic styles across four geographical regions—the Nordic region, South Asia, East Asia, and the Middle East, and also includes a region-agnostic set of distinct media-focused categories (e.g., oil painting, sketch, mixed media, and stamp art).

Lunara was trained on a highly curated dataset and achieves strong aesthetic performance, underscoring the value of curated data construction. Motivated by this result, we release a similarly refined open dataset. We hypothesize that this dataset will achieve higher aesthetic scores than broader general and even datasets curated specifically for aesthetic quality. By making this dataset publicly available, we aim to facilitate reproducible research on aesthetic modeling, data quality, and controlled style learning in modern

²<https://moonworks.ai/>

Statistic	Value	POS Tag	Count
Total images	2,000	Noun (NOUN)	14.7K
Topics Regions Styles	7 5 17	Adjective (ADJ)	10.4K
Avg. prompt length (tokens)	18.3	Adposition (ADP)	2.1K
Avg. prompt length (chars)	130.8	Proper Noun (PROPN)	8.0K
Image resolution	1024 × 1024	Verb (VERB)	1K
Top keywords	Serene, misty,	Determiner (DET)	0.1K
	cinematic, lighting	Other	0.28K
	dreamy, glow	Total	36.6K

Table 1: Dataset statistics and prompt analysis.

image generation systems.

2. Dataset Overview

The **Lunara Art Dataset** consists of **2,000 images** curated to cover a diverse range of visual themes, cultural regions, and artistic styles. All images are provided at a uniform resolution of 1024×1024 pixels, ensuring consistency across the dataset.

2.1 Prompt Characteristics

Each image is paired with a descriptive text prompt. The prompts have an average length of 18.3 tokens (approximately 130.8 characters), balancing semantic richness with conciseness. Keyword frequency analysis indicates a strong stylistic emphasis on atmospheric descriptors, with commonly occurring terms such as *serene*, *misty*, *cinematic*, *lighting*, *dreamy*, and *glow*.

A part-of-speech (POS) analysis over 36.6K tokens shows that prompts are dominated by nouns (14.7K) and adjectives (10.4K), reflecting a focus on visual entities and aesthetic attributes. Proper nouns (8.0K) frequently reference specific locations or cultural contexts, while verbs (1.0K), adpositions (2.1K), and determiners (0.1K) occur less frequently.

2.2 Topic Distribution

The dataset spans seven high-level topics. Nature & Landscape constitutes the largest portion (607 images), followed by Everyday Life (503) and Portraits & Human Figures (346). Additional categories include City, Building & Architecture (222), Rural & Agrarian Life (135), Work, Hobby & Occupations (98), and Religion, Spirituality & Ascetic Life (89). This distribution supports both scene-centric and human-centric visual understanding tasks.

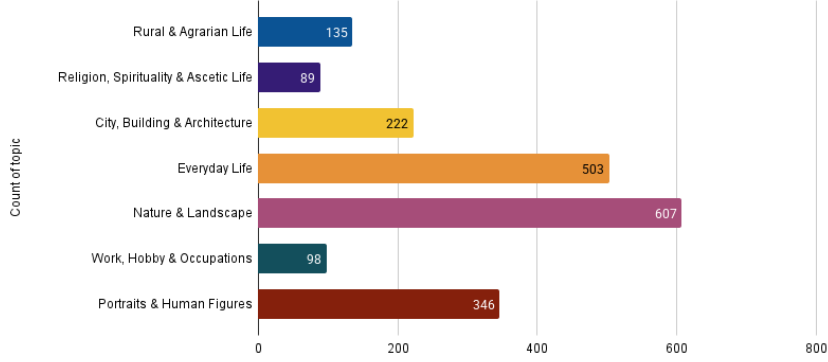


Figure 1: Distribution of key topics in the Lunara Aesthetic Dataset.

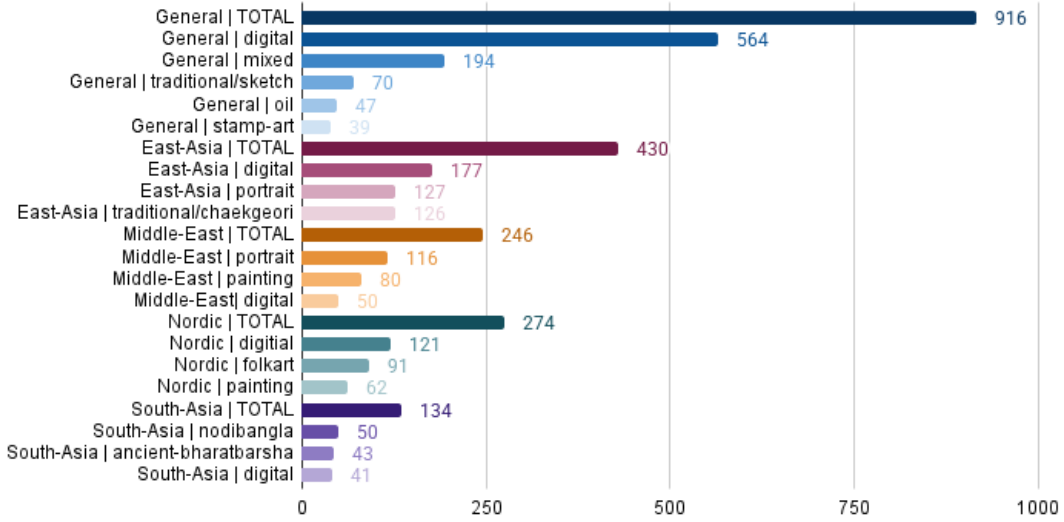


Figure 2: Style distribution of the Lunara Aesthetic Dataset across four geographical regions as well as region-agnostic category.

2.3 Regional and Style Distribution

The dataset includes 17 region–style combinations grouped into broader cultural regions. The General category is the most prevalent (916 images), primarily composed of digital art (564) and mixed media (194), with smaller subsets of traditional sketch, oil, and stamp-art styles.

Region-specific subsets include East Asia (430 images), with strong representation of digital, portrait, and traditional *chaekgeori*-inspired styles; Nordic (274), featuring digital, folk art, and painting; and the Middle East (246), balancing portrait, painting, and digital works. South Asia (134) contributes a mix of digital art, *noodibangla*, and ancient *Bharatvarsha*-inspired styles.

Overall, the Lunara Art Dataset provides a balanced combination of thematic breadth, cultural diversity, and stylistic variation, making it suitable for research in text-to-image generation, style analysis, and cross-cultural visual representation.

2.4 Intended Use

This dataset is intended to support fine-tuning and adaptation experiments in which interpretability, controllability, and reproducibility are critical. For example, researchers may use the dataset to finetune image generation models to acquire specific aesthetic, regional, cultural, and medium-specific style conditioning, enabling systematic analysis of stylistic learning.

In addition, the dataset can serve as a standardized benchmark for evaluating the aesthetic quality of generated images and for conducting comparative analyses against Lunara and other image generation models.

Beyond generation, the dataset’s high-quality, human-curated annotations make it suitable for improving topic understanding in VLMs. Finally, the dataset can be used for image retrieval tasks, allowing researchers to identify and study images that are stylistically or semantically similar to those contained in the dataset.

The dataset is not intended to represent the full diversity of real-world imagery or natural language usage.

3. Dataset Creation and Annotation Pipeline

Images in this dataset are generated using Moonworks Lunara, a sub-10B parameter model at inference with a proprietary diffusion mixture with transformer block architecture. Lunara is trained using Moonworks CAT (Composite Active Transfer) method, which draws on the literature of active learning (Hassan & Alikhani, 2023; Hassan, Chung et al., 2025; Hassan, Sicilia & Alikhani, 2025; Hassan et al., 2018, 2024). Active learning iteratively trains models on selective data points; as iterations grow, the training set evolves and focuses on improving model behavior through targeted additions rather than brute-force scale. CAT is the first to formulate and apply active learning for image generation tasks as well as a diffusion mixture architecture. Lunara is trained with a combination of proprietary art and photography datasets constructed in collaboration with affiliated artists and photographers, their semantic variations, as well as public domain data (CC by 4.0) and open-sourced datasets and synthetic data with permissive license (Apache 2.0/MiT) ³.

For each generation step, a subset of the mixture is activated, specializing in a particular regional and artistic style. After generation, human annotators review and refine the prompts to ensure semantic correctness, clarity, and completeness. This refinement process includes correcting factual inaccuracies, resolving ambiguities, and removing descriptions that are not supported by the corresponding image. Image–prompt pairs that do not meet these quality criteria are excluded from the final release.

In addition, each image–prompt pair is annotated with topical labels. Topic and artistic category annotations are obtained through a two-round annotation process. In

³further details of Lunara to follow in subsequent releases

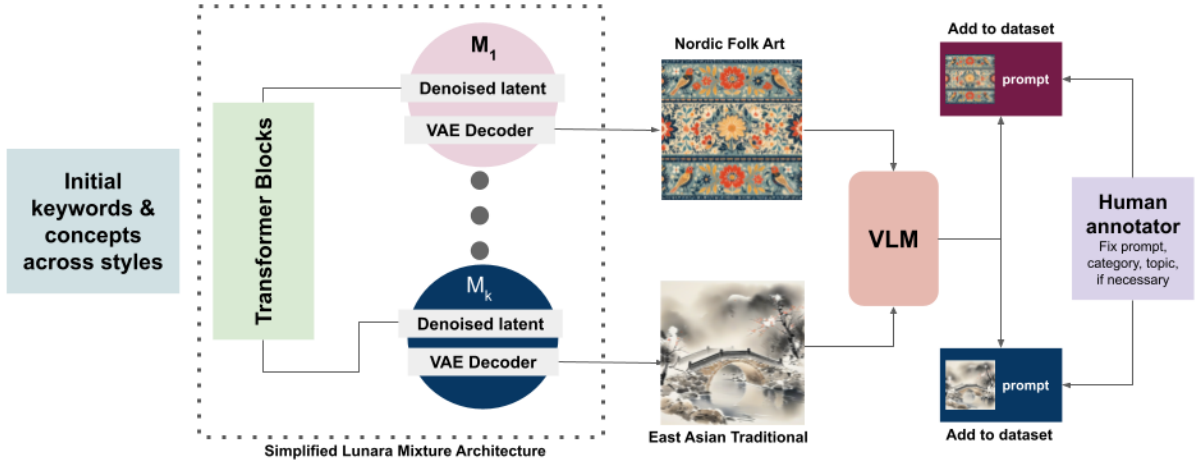


Figure 3: Overview of the Lunara image generation and annotation pipeline, illustrating model-based generation followed by human prompt refinement and filtering.

the first round, annotators propose stylistic, regional, and topical labels from a broad candidate set. Prior to the second round, these labels are consolidated into seven high-level topics, along with the region and style categories shown in Figures 1 and 2. All images are then reannotated using this unified taxonomy. The two-stage annotation process helps ensure consistency, precision, and high annotation quality across the dataset.

4. Dataset Evaluation

This section outlines the quantitative evaluation protocols used to characterize the Lunara dataset. We assess four complementary aspects that are critical for vision-language datasets: visual aesthetic quality, image-text semantic alignment, cross-modal retrieval behavior, and visual diversity. Together, these analyses provide a structured framework for examining both the perceptual properties of the images and the semantic fidelity of their associated prompts.

4.1 Aesthetic Preference Analysis.

We evaluate image aesthetics using the LAION Aesthetics v2 predictor, a CLIP-based model trained to approximate aggregate human judgments of visual appeal. We compare our dataset against several widely used vision-language datasets: Conceptual Captions (CC3M) (Sharma et al., 2018), a random subset of LAION-2B-Aesthetic (Schuhmann et al., 2022), and the Wikipedia-based Image-Text dataset (WIT) (Srinivasan et al., 2021). Table 2 reports full distributional statistics of predicted aesthetic scores. Our dataset (Lunara) achieves a substantially higher mean aesthetic score (6.32) than all baselines, exceeding CC3M by +1.54, LAION-2B-Aesthetic by +1.07, and WIT by +1.24. In addition to higher central tendency, Lunara exhibits a markedly shifted distribution: its

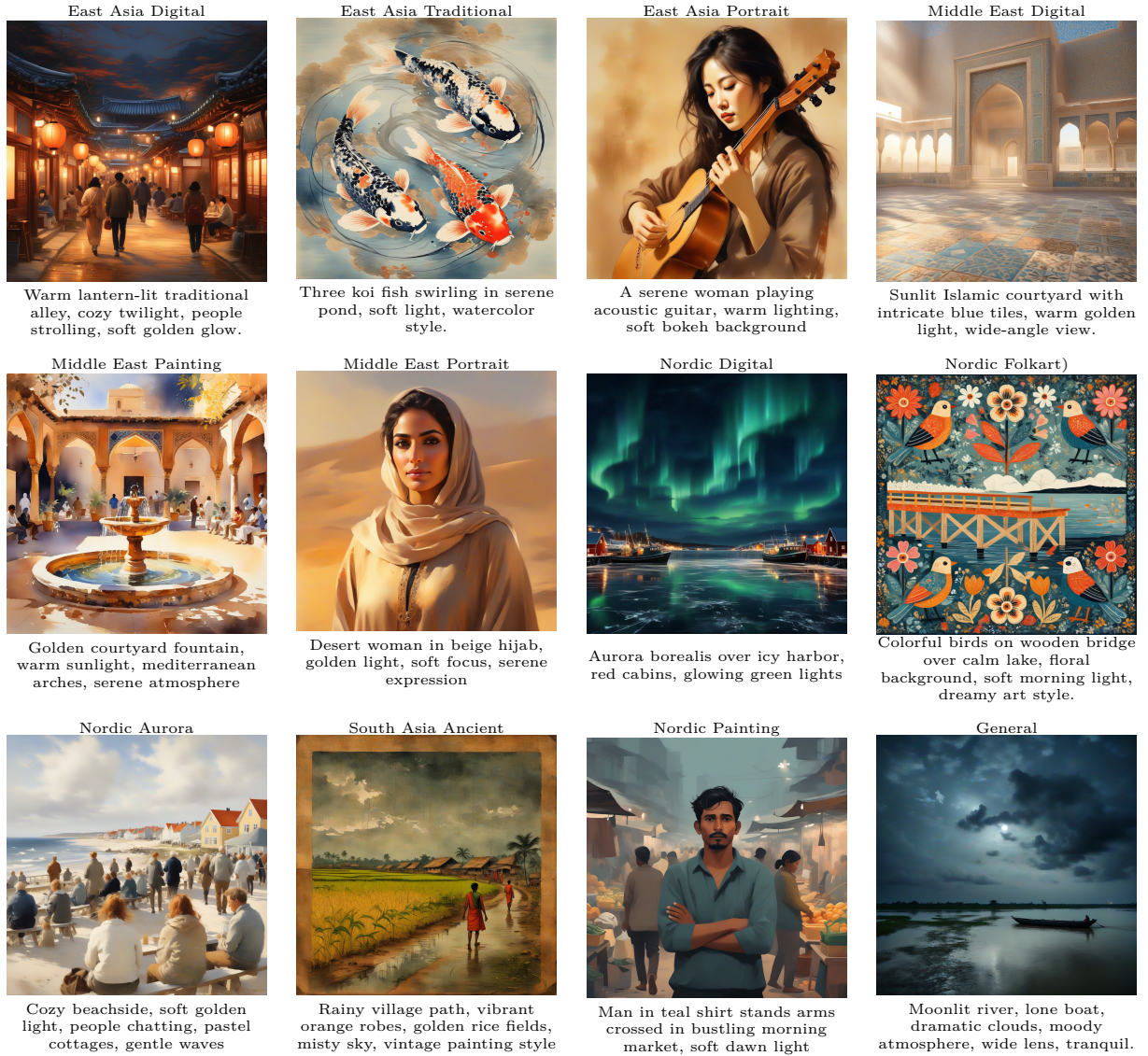


Figure 4: Regional style conditioning examples using a shared prompt across multiple cultural aesthetics.

median score (6.31) exceeds the 95th percentile of CC3M and closely approaches the upper tail of LAION-2B-Aesthetic and WIT. Importantly, Lunara contains a significantly larger proportion of highly aesthetic images. Approximately 33.99% of images exceed the commonly used threshold of 6.5, compared to none for CC3M, 0.2% for LAION-2B-Aesthetic, and 0.1% for WIT. This represents over two orders of magnitude enrichment in high-aesthetic content relative to existing large-scale datasets. Consistent improvements are also observed across the lower tail: the 5th percentile score of Lunara (5.54) surpasses the median scores of all comparison datasets, indicating that aesthetic quality is maintained throughout the distribution rather than driven by a small subset of outliers. Together, these results quantitatively validate the dataset’s design objective: to prioritize visually rich, high-quality imagery rather than broad, noisy web coverage. The strong gains across mean, median, tail statistics, and threshold-based metrics suggest that Lunara offers a substantially cleaner and more aesthetically aligned training signal for vision–language and generative modeling tasks.




Figure 5: General artistic style and medium conditioning examples using the same prompt.

4.2 Image–Text Alignment

We measure image–text semantic alignment using CLIP cosine similarity (Radford et al., 2021). Using a ViT-B/32 backbone pretrained on OpenAI data, the dataset achieves a mean cosine similarity of 0.317 ± 0.025 , indicating consistent alignment between images and their corresponding captions. The relatively low standard deviation suggests that caption quality and semantic grounding are stable across samples and categories.

Per-category analysis shows comparable alignment scores across all categories, with means ranging from 0.33 to 0.38. This consistency indicates that no individual category suffers from systematically weaker captions or mismatched semantics, supporting the dataset’s suitability for controlled evaluation.

While absolute CLIP similarity values are not directly comparable across different CLIP backbones or datasets, prior work has shown that CLIP-based similarity remains a reliable relative indicator of image–text alignment within a fixed evaluation setup (Hessel et al., 2021; Ilharco et al., 2021). The observed scores are consistent with expectations for stylistic and descriptive captions that emphasize aesthetic attributes (e.g., lighting, artistic style) rather than purely object-centric descriptions.

Dataset	N	Mean	Std	P05	P50	P95	% ≥ 6.5
Lunara	2000	6.32	0.49	5.54	6.31	7.18	33.99
CC3M	1000	4.78	0.60	3.76	4.80	5.74	0.00
LAION-2B-Aesthetic	1000	5.25	0.44	4.55	5.25	5.95	0.20
WIT	1000	5.08	0.57	4.13	5.09	6.04	0.10

Table 2: Full distribution statistics of LAION Aesthetics v2 scores. P05 and P95 denote the 5th and 95th percentiles, respectively. The final column reports the percentage of images exceeding the commonly used aesthetic threshold of 6.5.

4.3 Cross-Modal Retrieval

To further assess alignment quality, we evaluate bidirectional cross-modal retrieval following standard CLIP-based evaluation protocols (Radford et al., 2021). On the same subset, text-to-image retrieval achieves Recall@1 = 43.07%, Recall@5 = 76.37%, and Recall@10 = 85.29%, with a median rank of 2.0. Image-to-text retrieval yields slightly lower but comparable performance, with Recall@1 = 41.87% and a median rank of 2.0, which is typical for image-to-text retrieval tasks (Karpathy & Fei-Fei, 2015).

These results indicate that, in most cases, the correct image-caption pair is retrieved within the top few candidates. The relatively strong Recall@10 values reflect robust semantic grounding, even in the presence of visually similar samples. We note that the dataset contains many portrait-style images with overlapping visual themes, which inherently increases retrieval difficulty and can suppress Recall@1 despite accurate captions (Ilharco et al., 2021).

Using a stronger CLIP backbone (ViT-L/14 pretrained on LAION-2B) substantially improves retrieval performance, demonstrating that the dataset benefits from higher-capacity vision-language models and is not bottlenecked by annotation quality (Schuhmann et al., 2022).

4.4 Visual Diversity

We quantify visual diversity using LPIPS, a learned perceptual similarity metric designed to approximate human judgments of visual similarity (Zhang et al., 2018). The dataset exhibits an average intra-category LPIPS of 0.666 and an inter-category LPIPS of 0.719, computed over randomly sampled image pairs.

The higher inter-category LPIPS confirms that images from different categories are perceptually more distinct than those within the same category, indicating meaningful stylistic and semantic separation. This behaviour is desirable for generative modeling and representation learning, as it suggests that the dataset captures both coherent category-level structure and sufficient visual variability (Zhang et al., 2018).

Backbone	Pretrain	CLIP sim (mean \pm std)	Text \rightarrow Image				Image \rightarrow Text			
			R@1	R@5	R@10	MedR	R@1	R@5	R@10	MedR
ViT-B-32	openai	0.319 \pm 0.026	43.07	76.37	85.29	2.0	41.87	74.48	85.94	2.0
ViT-L-14	laion2b_s32b_b82k	0.352 \pm 0.041	61.47	89.93	95.76	1.0	58.18	87.79	95.31	1.0

Table 3: CLIP-based alignment and cross-modal retrieval on the dataset (2000 image-prompt pairs). Higher is better for CLIP similarity and Recall@K; lower is better for median rank (MedR).

Metric	Value
Intra-category LPIPS (mean)	0.666
Inter-category LPIPS (mean)	0.719
Pairs sampled (intra / inter)	2000 / 2000

Table 4: LPIPS diversity (AlexNet backbone, images downsampled to 256×256). Higher indicates greater perceptual diversity.

5. Discussion

The Lunara Aesthetic Dataset is designed for prompt grounding and style conditioning research under controlled, reproducible conditions. By pairing model-generated images with human-validated prompts, the dataset enables diagnostic evaluation of prompt adherence and semantic alignment, and supports targeted model adaptation aimed at improving prompt-following behavior.

While this release represents the first publicly available dataset to systematically operationalize regional and cultural art styles for controlled prompt conditioning, artistic traditions are inherently nuanced, historically layered, and internally diverse. As with linguistic variation—where dialects may differ substantially within the same language (Abdelali et al., 2021; Bouamor et al., 2019) and distinct languages may nonetheless share structural or lexical similarities (Hassan et al., 2022)—artistic variation does not conform to discrete categories but instead exists along a continuous spectrum. Broad regional labels necessarily abstract away important distinctions that exist across time periods, local schools, and socio-cultural contexts. For example, Korean traditional painting differs substantially from Chinese ink traditions in composition, symbolism, and brush technique; similarly, early Indian styles differ markedly from modern Indian art in colour usage, thematic focus, and philosophical grounding. Comparable variation exists across Middle Eastern, Nordic, and Southeast Asian art histories.

Consequently, the styles represented in this dataset are designed to enable controlled experimentation and comparative analysis, not to serve as authoritative taxonomies of regional art. Future releases of the Lunara Art Dataset will expand along temporal, geographical, and stylistic axes, incorporating finer-grained distinctions and historically grounded substyles to better reflect the richness and evolution of artistic traditions.

A key design choice is licensing clarity. Unlike many web-scale resources with mixed

or unclear licensing, this dataset is released under Apache 2.0 to encourage broad reuse, including commercial experimentation.

6. Conclusion and Future Releases

We presented the Lunara Aesthetic Dataset, a public release of image-prompt pairs curated specifically for the study of aesthetic and style conditioning in text-to-image generation systems.

Quantitative evaluations demonstrate the dataset has strong aesthetic quality, which serves as a standardized benchmark for assessing aesthetic performance. Evaluations also validated image-text alignment, and controlled stylistic variation. These results confirm the dataset’s suitability for diagnostic evaluation as well as for fine-tuning and adaptation experiments.

To our knowledge, it is the first high-quality open-source dataset to capture nuanced artistic aesthetics spanning cultural regions, historical traditions, and diverse artistic media. This level of curation is particularly important for downstream vision-language learning and model diagnostic analysis, including the evaluation of prompt adherence and fine-grained aesthetic grounding.

Future releases will expand the dataset in semantic variations, scale and stylistic granularity, with deeper coverage of regional, temporal, and medium-specific art traditions.

Limitations and Ethical Considerations

The Lunara Art Dataset is intentionally designed to prioritize prompt reliability, and stylistic control over scale and exhaustive coverage. As a result, it should not be interpreted as a comprehensive representation of global artistic traditions or natural language usage.

The dataset consists exclusively of synthetic, model-generated images paired with human-refined prompts. It does not contain depictions of real individuals, biometric identifiers, or personal data, and it is not intended for use in surveillance, biometric recognition, or inference of sensitive attributes.

Because the dataset is curated, it should not be used to draw conclusions about real-world populations, cultures, or artistic communities. While regional styles are included for analytical purposes, they are abstractions and should not be interpreted as definitive or exhaustive representations of any culture or tradition. We encourage users to engage with the dataset critically and responsibly, particularly when conducting analyses related to cultural or aesthetic representation.

References

- Abdelali, A., Mubarak, H., Samih, Y., Hassan, S., & Darwish, K. (2021, April). QADI: Arabic dialect identification in the wild. In N. Habash, H. Bouamor, H. Hajj, W. Magdy, W. Zaghouani, F. Bougares, N. Tomeh, I. Abu Farha & S. Touileb (Eds.), *Proceedings of the sixth arabic natural language processing workshop* (pp. 1–10). Association for Computational Linguistics. <https://aclanthology.org/2021.wanlp-1.1/>
- Bouamor, H., Hassan, S., & Habash, N. (2019, August). The MADAR shared task on Arabic fine-grained dialect identification. In W. El-Hajj, L. H. Belguith, F. Bougares, W. Magdy, I. Zitouni, N. Tomeh, M. El-Haj & W. Zaghouani (Eds.), *Proceedings of the fourth arabic natural language processing workshop* (pp. 199–207). Association for Computational Linguistics. <https://doi.org/10.18653/v1/W19-4622>
- Deng, J., Dong, W., Socher, R., Li, L.-J., Li, K., & Fei-Fei, L. (2009). Imagenet: A large-scale hierarchical image database. *2009 IEEE conference on computer vision and pattern recognition*, 248–255.
- Google. (2025). Image generation with gemini (nano banana and nano banana pro) [Developer documentation. Accessed 2026-01-03]. <https://ai.google.dev/gemini-api/docs/image-generation>
- Google DeepMind. (2025, November). Introducing nano banana pro [Accessed 2026-01-03]. <https://blog.google/technology/ai/nano-banana-pro/>
- Hassan, S., & Alikhani, M. (2023, July). D-CALM: A dynamic clustering-based active learning approach for mitigating bias. In A. Rogers, J. Boyd-Graber & N. Okazaki (Eds.), *Findings of the association for computational linguistics: Acl 2023* (pp. 5540–5553). Association for Computational Linguistics. <https://doi.org/10.18653/v1/2023.findings-acl.342>
- Hassan, S., Chung, H.-Y., Tan, X. Z., & Alikhani, M. (2025). Coherence-driven multimodal safety dialogue with active learning for embodied agents. *Proceedings of the 24th International Conference on Autonomous Agents and Multiagent Systems*, 950–959.
- Hassan, S., Shaar, S., & Darwish, K. (2022, June). Cross-lingual emotion detection. In N. Calzolari, F. Béchet, P. Blache, K. Choukri, C. Cieri, T. Declerck, S. Goggi, H. Isahara, B. Maegaard, J. Mariani, H. Mazo, J. Odijk & S. Piperidis (Eds.), *Proceedings of the thirteenth language resources and evaluation conference* (pp. 6948–6958). European Language Resources Association. <https://aclanthology.org/2022.lrec-1.751/>
- Hassan, S., Shaar, S., Raj, B., & Razak, S. (2018). Interactive evaluation of classifiers under limited resources. *2018 17th IEEE International Conference on Machine Learning and Applications (ICMLA)*, 173–180. <https://doi.org/10.1109/ICMLA.2018.00033>

- Hassan, S., Sicilia, A., & Alikhani, M. (2024, November). Active learning for robust and representative LLM generation in safety-critical scenarios. In S. Kumar, V. Balachandran, C. Y. Park, W. Shi, S. A. Hayati, Y. Tsvetkov, N. Smith, H. Hajishirzi, D. Kang & D. Jurgens (Eds.), *Proceedings of the 1st workshop on customizable nlp: Progress and challenges in customizing nlp for a domain, application, group, or individual (customnlp4u)* (pp. 113–123). Association for Computational Linguistics. <https://doi.org/10.18653/v1/2024.customnlp4u-1.10>
- Hassan, S., Sicilia, A. B., & Alikhani, M. (2025, January). An active learning framework for inclusive generation by large language models. In O. Rambow, L. Wanner, M. Apidianaki, H. Al-Khalifa, B. D. Eugenio & S. Schockaert (Eds.), *Proceedings of the 31st international conference on computational linguistics* (pp. 5403–5414). Association for Computational Linguistics. <https://aclanthology.org/2025.coling-main.362/>
- Hessel, J., Holtzman, A., Forbes, M., Bras, R. L., & Choi, Y. (2021). Clipscore: A reference-free evaluation metric for image captioning. *Proceedings of the 2021 Conference on Empirical Methods in Natural Language Processing (EMNLP)*. <https://arxiv.org/abs/2104.08718>
- Ilharco, G., Wortsman, M., Gadre, S. Y., Song, S., Hajishirzi, H., Farhadi, A., Mohahi, H., & Schmidt, L. (2021). Probing the robustness of clip. *arXiv preprint arXiv:2103.00020*. <https://arxiv.org/abs/2103.00020>
- Karpathy, A., & Fei-Fei, L. (2015). Deep visual-semantic alignments for generating image descriptions. *Proceedings of the IEEE Conference on Computer Vision and Pattern Recognition (CVPR)*. <https://cs.stanford.edu/people/karpathy/deepimagesent/>
- OpenAI. (2025a, March). Addendum to gpt-4o system card: 4o image generation [Accessed 2026-01-03]. <https://openai.com/index/gpt-4o-image-generation-system-card-addendum/>
- OpenAI. (2025b, March). Introducing 4o image generation [Accessed 2026-01-03]. <https://openai.com/index/introducing-4o-image-generation/>
- OpenAI. (2025c, December). The new chatgpt images is here [Accessed 2026-01-03]. <https://openai.com/index/new-chatgpt-images-is-here/>
- Podell, D., English, Z., Lacey, K., Blattmann, A., Dockhorn, T., Müller, J., Penna, J., & Rombach, R. (2023). Sd-xl: Improving latent diffusion models for high-resolution image synthesis. *arXiv preprint arXiv:2307.01952*. <https://arxiv.org/abs/2307.01952>
- Radford, A., Kim, J. W., Hallacy, C., Ramesh, A., Goh, G., Agarwal, S., Sastry, G., Askell, A., Mishkin, P., Clark, J., Krueger, G., & Sutskever, I. (2021). Learning transferable visual models from natural language supervision. *Proceedings of the 38th International Conference on Machine Learning (ICML)*. <https://arxiv.org/abs/2103.00020>

- Schuhmann, C., Vencu, R., Beaumont, R., et al. (2022). Laion-5b: An open large-scale dataset for training next generation image-text models. *Advances in Neural Information Processing Systems (NeurIPS) Datasets and Benchmarks*. <https://arxiv.org/abs/2210.08402>
- Sharma, P., Ding, N., Goodman, S., & Soricut, R. (2018). Conceptual captions: A cleaned, hypernymed, image alt-text dataset for automatic image captioning. *Proceedings of the 56th Annual Meeting of the Association for Computational Linguistics (ACL)*.
- Srinivasan, K., Raman, K., Chen, J., et al. (2021). Wit: A large-scale multimodal dataset for vision-and-language research. *Proceedings of the 44th International ACM SIGIR Conference on Research and Development in Information Retrieval*.
- Zhang, R., Isola, P., Efros, A. A., Shechtman, E., & Wang, O. (2018). The unreasonable effectiveness of deep features as a perceptual metric. *Proceedings of the IEEE Conference on Computer Vision and Pattern Recognition (CVPR)*. <https://arxiv.org/abs/1801.03924>
- Z-Image Team, Cai, H., Cao, S., Du, R., Gao, P., Hoi, S., Huang, S., Hou, Z., Jiang, D., Jin, X., Li, L., Li, Z., Li, Z.-Y., Liu, D., Liu, D., Shi, J., Wu, Q., Yu, F., Zhang, C., . . . Zhou, S. (2025). Z-image: An efficient image generation foundation model with single-stream diffusion transformer. *arXiv preprint arXiv:2511.22699*. <https://arxiv.org/abs/2511.22699>