

An eclipsing 8.56 minute orbital period mass-transferring binary

EMMA T. CHICKLES^{1,2} JOHEEN CHAKRABORTY^{1,2} KEVIN B. BURDGE^{1,2} VIK S. DHILLON^{3,4}
PAUL DRAGHIS^{1,2} KAREEM EL-BADRY⁵ MATTHEW J. GREEN⁶ AARON HOUSEHOLDER^{7,2} SARAH HUGHES^{1,2}
CHRISTOPHER LAYDEN^{1,2} STUART P. LITTLEFAIR³ JAMES MUNDAY⁸ INGRID PELISOLI⁸ MAYA S. REDDEN⁹
JOHN TONRY¹⁰ JAN VAN ROESTEL^{11,12} F. ELIO ANGILE² ALEX J. BROWN¹³ NOEL CASTRO⁸
JACK DINSMORE⁹ MARTIN DYER^{3,14} GABOR FURESZ² MICHELLE GABUTTI² JAMES GARBUTT³
DANIEL JARVIS³ MARK R. KENNEDY¹⁵ PAUL KERRY³ JAMES MCCORMAC⁸ GEOFFREY MO^{16,17}
DAVE OSIP¹⁸ STEVEN PARSONS³ ELEANOR PIKE³ JACK PIOTROWSKI¹⁷ ROGER W. ROMANI⁹
DAVID SAHMAN³ AND ROB SIMCOE^{1,2}

¹Department of Physics, Massachusetts Institute of Technology, Cambridge, MA 02139, USA

²Kavli Institute for Astrophysics and Space Research, Massachusetts Institute of Technology, Cambridge, MA 02139, USA

³Astrophysics Research Cluster, School of Mathematical and Physical Sciences, University of Sheffield, Sheffield S3 7RH, UK

⁴Instituto de Astrofísica de Canarias, E-38205 La Laguna, Tenerife, Spain

⁵Division of Physics, Mathematics and Astronomy, California Institute of Technology, Pasadena, CA, USA

⁶Max-Planck-Institut für Astronomie, Königstuhl 17, D-69117 Heidelberg, Germany

⁷Department of Earth, Atmospheric and Planetary Sciences, Massachusetts Institute of Technology, Cambridge, MA 02139, USA

⁸Department of Physics, University of Warwick, Coventry CV4 7AL, UK

⁹Department of Physics, Stanford University, Stanford, CA 94305, USA

¹⁰Institute for Astronomy, University of Hawaii, 2680 Woodlawn Drive, Honolulu, HI 96822-1897, USA

¹¹Institute of Science and Technology Austria, Am Campus 1, 3400 Klosterneuburg, Austria

¹²Anton Pannekoek Institute for Astronomy, University of Amsterdam, 1090 GE Amsterdam, The Netherlands

¹³Hamburger Sternwarte, University of Hamburg, Gojenbergsweg 112, 21029 Hamburg, Germany

¹⁴Research Software Engineering, University of Sheffield, Sheffield S1 4DP, UK

¹⁵School of Physics, University College Cork, Cork, T12 K8AF, Ireland

¹⁶Division of Physics, Mathematics and Astronomy, California Institute of Technology, Pasadena, CA 91125, USA

¹⁷Carnegie Observatories, 813 Santa Barbara Street, Pasadena, CA 91101, USA

¹⁸Las Campanas Observatory, Carnegie Institution for Science, Colina el Pino, Casilla 601 La Serena, Chile

ABSTRACT

We report the discovery of ATLAS J101342.5–451656.8 (hereafter referred to as ATLAS J1013–4516), an 8.56 minute orbital-period mass-transferring AM Canum Venaticorum (AM CVn) binary with a mean *Gaia* magnitude of $G = 19.51$, identified via periodic variability in light curves from the Asteroid Terrestrial-impact Last Alert System (ATLAS) of *Gaia* white-dwarf candidates. Follow-up with the Large Lenslet Array Magellan Spectrograph (LLAMAS) shows a helium-dominated accretion disk, and high-speed ULTRACAM photometry reveals pronounced primary and secondary eclipses. We construct a decade-long timing baseline leveraging lightcurves from the ATLAS and *Gaia* surveys, as well as the high-speed imagers ULTRACAM on the GTC and proto-Lightspeed on the Magellan Clay telescope. From this timing baseline, we measure an orbital period derivative of $\dot{P} = -1.60 \pm 0.07 \times 10^{-12} \text{ s s}^{-1}$. Interpreted in the context of stable mass transfer, the magnitude and sign of \dot{P} indicate that the orbital evolution is governed by the interplay between gravitational-wave-driven angular-momentum losses and mass transfer, directly probing the donor’s structural response to mass loss. We constrain the accretor and donor mass based on stable mass-transfer arguments assuming angular momentum loss dominated by gravitational wave emission, allowing us to infer the characteristic gravitational wave strain of the binary for future space-based GW observatories such as the Laser Interferometer Space Antenna (*LISA*). We predict a characteristic strain corresponding to a 4-year *LISA* signal-to-noise ratio $\gtrsim 20$, establishing ATLAS J1013–4516 as a strong prospective *LISA* source that will probe long-term orbital evolution in the mass-transferring regime.

Keywords: White dwarf stars(1799) — Compact binary stars(297) — Gravitational wave sources(677)
— Time domain astronomy(2109)

1. INTRODUCTION

AM Canum Venaticorum (AM CVn) binaries are a rare class of ultracompact binary systems in which a white dwarf accretes helium-rich material from a degenerate or semi-degenerate donor. Their orbital periods range from about 5 to 70 minutes (Ramsay et al. 2018), and their blue continua, strong He I/He II emission, and absence of Balmer lines distinguish them from hydrogen-accreting cataclysmic variables (see Solheim 2010 for a comprehensive review and Green et al. 2025 for a recent catalog).

AM CVns are valuable laboratories for studying the stability of mass transfer, angular-momentum loss through gravitational radiation, and the physics of binary evolution at ultra-short orbital periods. They are also persistent millihertz gravitational-wave sources detectable by the upcoming Laser Interferometer Space Antenna (LISA; Amaro-Seoane et al. 2017), and measurements of their orbital-period derivatives directly probe the balance between angular momentum losses from gravitational-wave emission and orbital expansion driven by mass-transfer. Such measurements have been achieved for only a few ultracompact binaries with significant, non-zero orbital-period derivatives, including a small subset of disk-accreting systems such as ES Ceti ($P = 10.3$ min; de Miguel et al. 2018) and two recently discovered systems with $P = 7.95$ and 8.68 min presented in Chakraborty et al. (2024).

To date, only ~ 100 AM CVn binaries have been identified, and the majority have orbital periods $\gtrsim 20$ min (Solheim 2010; Green et al. 2025). The known sample has been assembled primarily through a combination of spectroscopy (identifying blue continua with strong He I/He II features and no Balmer lines), the detection of dwarf nova outbursts in transient surveys, and searches for periodic variability in time-domain data, and X-ray-selected ultracompact binaries (e.g., Israel et al. 1999; Solheim 2010; Burdge et al. 2020; Green et al. 2025). The handful of AM CVn binaries with periods below ~ 10 min lie where gravitational-wave-driven angular-momentum loss is strongest, making them some of the highest-strain-amplitude Galactic sources in the millihertz band. Many are expected to be individually resolved by LISA, and their numbers and period distribution inform models of the unresolved Galactic gravitational-wave foreground (Korol et al. 2017; Kupfer et al. 2018). These ultracompact, mass-transferring binaries also probe helium

mass-transfer rates and stability in double-degenerate binaries, providing empirical constraints on the conditions that separate stable accretion from the regimes that produce helium-powered thermonuclear transients (Webbink 1984; Bildsten et al. 2007; Shen & Bildsten 2009; Piersanti et al. 2014; Munday et al. 2025). The advent of wide-field, high-cadence surveys—including the Asteroid Terrestrial-impact Last Alert System (ATLAS; Tonry et al. (2018)), the Zwicky Transient Facility (ZTF; Bellm et al. (2019)), the *Gaia* mission (Gaia Collaboration et al. 2016), and the Transiting Exoplanet Survey Satellite (*TESS*; Ricker et al. (2015))—now enables systematic searches for such short-period sources across the sky (Burdge et al. 2020; Green et al. 2025).

We conducted a variability search of ~ 1.3 million *Gaia* white-dwarf candidates (Gentile Fusillo et al. 2021) using ATLAS light curves, leading to the discovery of ATLAS J101342.5–451656.8 (hereafter ATLAS J1013–4516), an 8.56 min AM CVn binary exhibiting deep eclipses and a measurable orbital-period derivative. In this paper, we present its discovery, multiwavelength characterization, and implications for mass transfer and gravitational-wave evolution. Section 2 describes the observations, Section 3 presents the spectral, photometric, and timing analysis, Section 4 discusses the system’s physical interpretation, orbital evolution, and population context, and Section 5 summarizes our conclusions.

2. OBSERVATIONS

We combine survey photometry from ATLAS and *Gaia*, follow-up spectroscopy, and high-speed optical and X-ray observations to characterize ATLAS J1013–4516 across multiple wavelengths and timescales. Below we describe the ATLAS discovery light curves, *Gaia* epoch photometry, spectroscopic follow-up with Magellan/LLAMAS, high-speed photometry with ULTRACAM and *proto-Lightspeed*, and constraints from archival X-ray observations with *XMM-Newton*.

2.1. ATLAS Photometry and Discovery

As part of a systematic search for short-period variability among *Gaia*-selected white dwarfs (Gentile Fusillo et al. 2021), we analyzed ~ 1.3 million ATLAS light curves from the Asteroid Terrestrial-impact Last Alert System (Tonry et al. 2018), spanning observations through early 2022. Periods were identified using the Box-Least-Squares (BLS) algorithm (Kovács

et al. 2016), optimized for detecting eclipsing signals, with an oversampling factor of 3. The ATLAS light curves of ATLAS J1013–4516 exhibit a highly significant BLS peak at a period of ~ 8.56 min, rising ~ 80 median absolute deviations above the median periodogram level. The amplitude and short timescale of the modulation prompted spectroscopic and high-speed photometric follow-up, described in subsequent sections.

For visualization and timing analysis, we additionally retrieved updated ATLAS forced-photometry light curves for ATLAS J1013–4516 extending to the most recent available epochs. These light curves were obtained using PSF photometry performed directly on the survey images. We used the *reduced* photometry mode, which avoids discontinuities that can arise in difference-image light curves when reference templates are updated. The combined ATLAS dataset spans observations from 2016 onward and includes 461 *c*-band and 1601 *o*-band measurements, typically sampled every ~ 2 –4 nights, with median uncertainties of 0.27 mag and 0.73 mag, respectively. After removing points fainter than the five-sigma limiting magnitude and applying sigma clipping independently to each filter, 427 (*c*) and 1511 (*o*) observations remain.

When phase-folded on the orbital period, the ATLAS light curves (Figure 1) show a coherent, non-sinusoidal waveform with a narrow, eclipse-like dip at a consistent phase (and a possible secondary minimum), suggestive of binarity. Although the median flux in both bands is slightly negative—consistent with a small photometric zero-point offset in the ATLAS forced-photometry pipeline for this crowded Galactic-plane field ($1.86''$ pixels; ~ 2 -pixel FWHM)—this offset does not affect relative variability measurements or the timing coherence of the detected signal. However, the ATLAS data alone do not uniquely determine the physical origin of the variability; alternative scenarios such as hotspot-dominated emission in magnetic systems cannot be excluded without spectroscopy and higher-cadence, multi-band photometric observations.

2.2. Gaia Epoch Photometry

In addition to ATLAS, we make use of time-resolved photometry from the *Gaia* mission (Gaia Collaboration et al. 2016). We retrieve *Gaia* G-band epoch photometry from Data Release 3 (?), which provides 54 sparsely sampled but high-precision flux measurements spanning ~ 2014 –2017. The astrometric parallax of ATLAS J1013–4516 is poorly constrained (0.1992 ± 0.2808 mas) and is not used to infer the system distance.

When phase-folded on the orbital period, the *Gaia* photometry aligns coherently with the modulation ob-

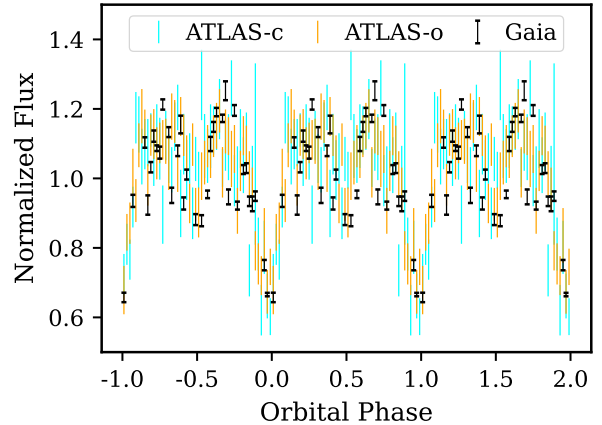


Figure 1. Phase-folded light curves of ATLAS J1013–4516 from synoptic surveys, folded on the timing ephemeris listed in Table 2 with phase zero defined at mid-eclipse. Cyan (*c*, 420–650 nm) and orange (*o*, 560–820 nm) points show phase-binned ATLAS photometry, overlaid with *Gaia* epoch photometry. All data are binned using inverse-variance-weighted averaging and repeated over three orbital cycles for visualization. The ATLAS light curves are linearly rescaled to match the interquartile range and median level of the phase-binned *Gaia* photometry. The resulting $\sim 50\%$ eclipse-like attenuation and coherent periodic modulation motivated high-speed follow-up.

served in the ATLAS light curves (Figure 1), providing an independent confirmation of the periodic signal and contributing additional epochs to the long-baseline timing analysis (Section 3.4).

2.3. LLAMAS

We obtained phase-resolved spectroscopy of ATLAS J1013–4516 using the Large Lenslet Array Magellan Spectrograph (LLAMAS) on the Magellan Baade Telescope at Las Campanas Observatory on 2025 December 14. We acquired 28 consecutive 30 s exposures covering $3,400$ – $10,000$ Å at a resolving power $R \approx 2000$. Given the 8.56 min orbital period, this sequence samples the full orbit, with each exposure corresponding to $\approx 1/17$ of an orbital cycle. Conditions were clear with seeing of 0.5 – $0.7''$.

We reduced the LLAMAS observations using the in-development `llamas-pyjamas` pipeline¹, an end-to-end framework that currently outputs 2D row-stacked spectra (RSS) and preliminary 3D data cubes (Hughes 2026). Because modules for per-fiber throughput normalization, sky subtraction, and absolute flux calibration remain under active development, we supplemented the

¹ <https://github.com/mit-kavli-institute/llamas-pyjamas/tree/main/llamas-pyjamas>

automated reduction with a small number of manual corrections to address these steps.

The resulting coadded spectrum (Figure 2) exhibits strong He II emission characteristic of an AM CVn accretion disk. The spectra are shown in the observatory frame; no barycentric or systematic velocity correction has been applied. We discuss the LLAMAS spectral properties in more detail in Section 3.1.

2.4. ULTRACAM

We obtained high-speed photometry of ATLAS J1013–4516 using ULTRACAM (Dhillon et al. 2007), a triple-beam CCD camera mounted on the 3.5 m New Technology Telescope (NTT) at La Silla Observatory. Observations were carried out on 2023 March 29–30, 2024 February 6–7, 2024 December 30, 2025 February 20, and 2025 March 28, with simultaneous imaging in the Sloan u_s , g_s , and red (r_s or i_s) filters.

The data were reduced using the `hipercam` pipeline². The reduction included bias subtraction, flat-field correction, and aperture photometry. Differential light curves were obtained by dividing the target flux by that of a nearby comparison star. Several comparison stars were tested to confirm that the results were not affected by variability in the reference source. The phase-folded ULTRACAM light curves (Figure 3) reveal deep primary and shallower secondary eclipses across all bands. These observations confirm the 8.56-min orbital period and provide multi-band constraints on the system’s temperature structure.

2.5. Proto-Lightspeed

To further resolve short-timescale structure in the eclipse and to extend the eclipse-timing baseline, we obtained high-speed photometric observations of ATLAS J1013–4516 using the *proto-Lightspeed* camera on the Magellan Clay Telescope at Las Campanas Observatory. *Proto-Lightspeed* is a high-speed optical imager currently under commissioning for the Magellan telescopes (Layden 2026). The instrument employs a Hamamatsu ORCA-Quest 2 CMOS image sensor with deep sub-electron readout noise, allowing high-cadence photometry of this 19th-magnitude system without significant readout-noise penalties. During our September 2025 observations, we obtained 218 consecutive 5-s exposures in the Sloan g' band over a 20-min sequence. During our December 2025 observations, we obtained an additional $\sim 10,000$ consecutive 1-s exposures in the same band over a 3-hour sequence.

² <https://github.com/HiPERCAM/hipercam>

The instrument timing system is synchronized to a GPS reference. For the September commissioning data, the clock was initialized against GPS at the start of each night but was not continuously locked; commissioning observations of the Crab Pulsar demonstrate that the absolute timing remained stable to a fraction of a millisecond over several hours, well below the timing uncertainties associated with measuring the orbital phase of the light curve. Frame-to-frame (relative) timing is stable at the sub-microsecond level. For the December observations, continuous GPS locking was enabled, providing absolute timing accuracy better than 10 microseconds throughout the observing sequence. Data were reduced with a custom aperture-photometry pipeline.

These observations yield a precise mid-eclipse time for ATLAS J1013–4516, which we incorporate into the global timing solution to refine the system’s ephemeris (see Section 3.4).

2.6. XMM-Newton

An archival pointed *XMM-Newton* observation obtained on 2002 May 30 (ObsID 0112880101) serendipitously covered the field of ATLAS J1013–4516, yielding a deep non-detection in X-rays. We estimated flux upper limits using the *XMM-Newton* Upper Limit Server (ULS; Webb et al. 2020), which models the local background and instrument response to compute 3σ limits at a specified sky position. For an effective exposure time of 6.2 ks, we obtain 3σ flux upper limits of $F_{0.2-2\text{ keV}} < 8.4 \times 10^{-15} \text{ erg s}^{-1} \text{ cm}^{-2}$, $F_{2-12\text{ keV}} < 5.1 \times 10^{-14} \text{ erg s}^{-1} \text{ cm}^{-2}$, and $F_{0.2-12\text{ keV}} < 2.9 \times 10^{-14} \text{ erg s}^{-1} \text{ cm}^{-2}$, assuming a power-law spectral model with photon index $\Gamma = 1.5$ and Galactic absorption of $N_{\text{H}} = 1 \times 10^{21} \text{ cm}^{-2}$. The choice of $\Gamma = 1.5$ reflects the discrete spectral options available in the ULS interface and is broadly consistent with the hard X-ray spectrum ($\Gamma \simeq 1.3$) measured for the high-inclination, disk-accreting 13.7-min white dwarf binary ZTF J1901+5309 using *Chandra* (Burdge et al. 2023).

3. ANALYSIS

3.1. Optical Spectral Features

The coadded Magellan/LLAMAS spectrum of ATLAS J1013–4516 (Figure 2) is dominated by strong He II emission, most prominently at 4542, 4686, 5411, and 6527 Å. The phase-resolved line profiles (Figure 2, right panels) exhibit persistent double-peaked morphologies consistent with Doppler broadening in a rotating accretion disk. Mild asymmetries in the relative peak strengths are visible at some orbital phases (e.g., $\phi = 0.0$ and $\phi = 0.5$ in the He II 4686 Å profile), indicating departures from a perfectly axisymmetric brightness dis-

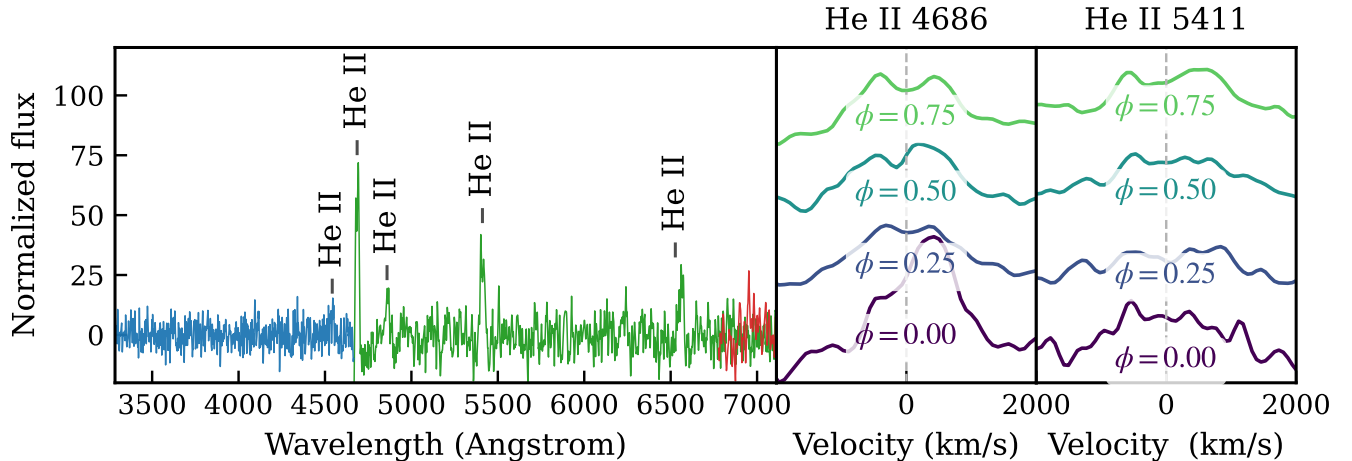


Figure 2. Coadded, continuum-subtracted Magellan/LLAMAS spectra of ATLAS J1013–4516 obtained on 2025 December 14. The displayed wavelength range is restricted to the highest signal-to-noise, non-sky-dominated region of the LLAMAS coverage. Right panels show phase-resolved He II line profiles, constructed by binning the spectra into four equal orbital phase bins and arbitrarily offset vertically for clarity. Both the phase-binned line profiles and the coadded spectrum have been smoothed with a Gaussian kernel for visualization.

tribution. However, within the signal-to-noise and spectral resolution of the LLAMAS data, we do not detect a coherent phase-dependent velocity modulation or a distinctive S-wave component. This implies that any localized emission regions (e.g., a stream-disk impact or azimuthal disk structure) are weak, spatially extended, or diluted by the dominant disk emission. No Balmer emission or absorption features are detected, confirming a helium-dominated accretion flow.

Several weak features are present near the expected wavelengths of He I transitions (e.g., 4471, 5015, 5876, and 6678 Å), but their low amplitudes and limited signal-to-noise preclude a robust identification. The relative prominence of He II over He I suggests a hot, high-excitation environment, as seen in the most luminous AM CVn systems such as ES Cet (Espaillat et al. 2005) and ZTF J0546+3843 (Chakraborty et al. 2024).

Weak emission near ~ 3995 Å and the 4630–4640 Å region may correspond to N II transitions, though these features are detected at marginal significance. No statistically significant C or O emission lines are observed. Higher signal-to-noise spectroscopy will be required to place meaningful constraints on the elemental abundances. We now turn to the time-domain data, which reveal the system’s orbital geometry and reveal non-axisymmetric emission components that are not cleanly separable in the phase-averaged spectrum.

3.2. Light Curve Morphology and Modeling

To provide an illustrative interpretation of the variability of ATLAS J1013–4516, we fit simple *lcurve* models to the phase-folded and binned g' -band proto-

Lightspeed light curve using a minimal geometric prescription (Figure 4; Copperwheat et al. 2010). The proto-Lightspeed data offer superior time resolution during eclipse, making them particularly well suited for demonstrating the relative contributions of donor and accretion-related structures to the observed light curve.

The model includes eclipses of the accretion disk and donor, ellipsoidal modulation of the donor, and a hot spot associated with the stream-disk impact. However, these standard components alone were insufficient to reproduce a subtle but coherent out-of-eclipse asymmetry present in the data. To capture this feature, we therefore include an additional phenomenological sinusoidal term. This component is intended to account for departures from axisymmetry that are not explicitly represented in the simplified disk and hot-spot geometry.

Model parameters were guided toward the observed morphology using standard optimization routines available within *lcurve*, including Levenberg–Marquardt and downhill simplex algorithms. This fitting procedure was employed iteratively to obtain a numerically well-matched representation of the light curve, rather than to derive a unique or fully self-consistent physical solution. In particular, the inclusion of the phenomenological asymmetry term precludes a strictly physical interpretation of the fitted parameters. A fully physical fit would require replacing this descriptive component with a self-consistent model for azimuthal disk structure, which is beyond the scope of this work.

Despite the non-uniqueness of the model, it reproduces the principal morphological features of the data: a deep primary eclipse driven by the obscuration of

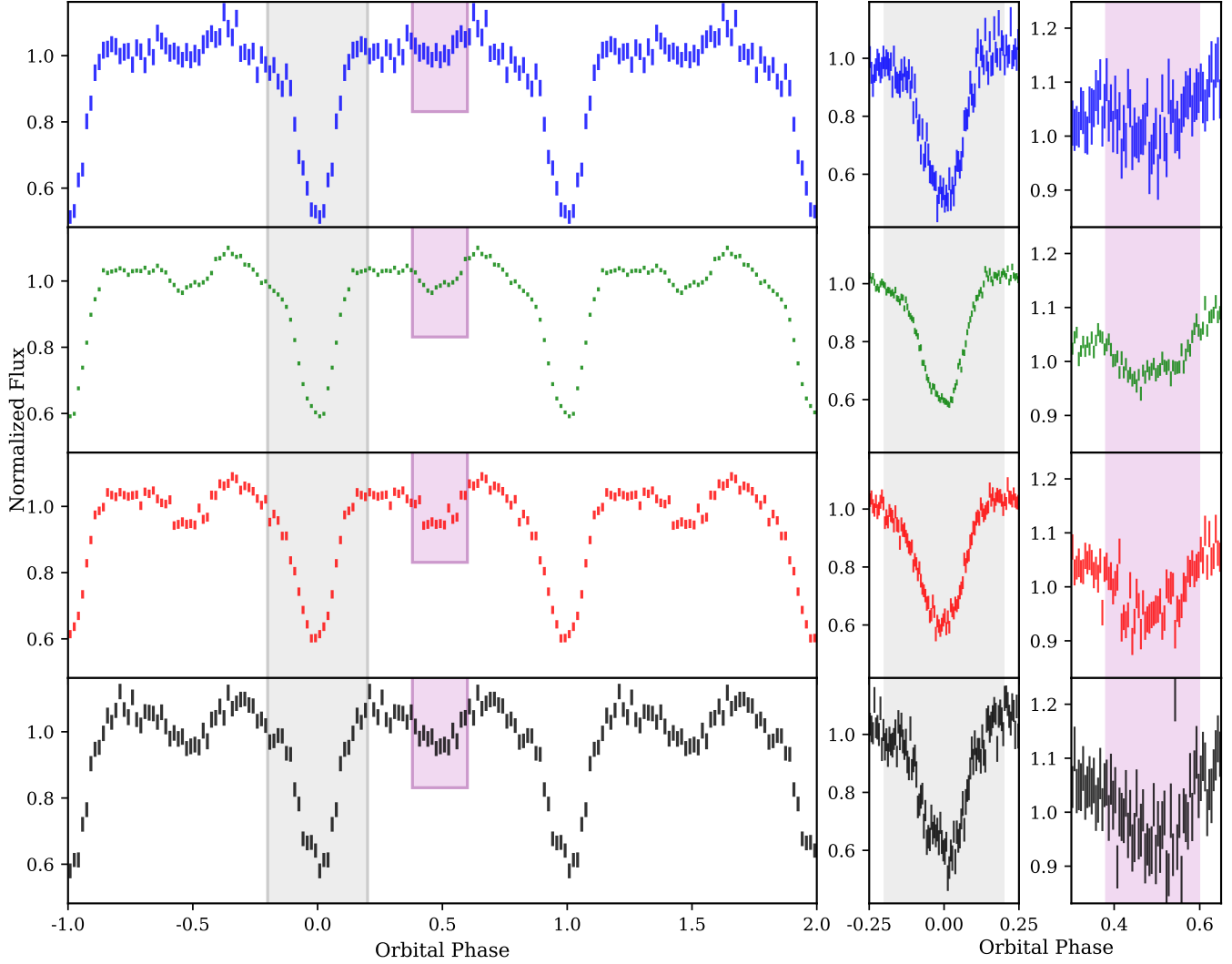


Figure 3. ULTRACAM light curves of ATLAS J1013–4516, folded on the orbital period. The u_s , g_s , r_s , and i_s light curves shown here are constructed from multiple nights of observations using different filter triplets ($u_s g_s r_s$ and $u_s g_s i_s$ configurations). Central wavelengths are 3520, 4729, 6196, and 7708 Å for u_s , g_s , r_s , i_s , respectively. Each panel includes insets (right columns) that zooms in on the primary and secondary eclipses. Gray and purple shaded regions mark the primary and secondary eclipse windows, respectively. The insets highlight the wavelength dependence of the eclipse depths: the primary eclipse depends towards shorter wavelengths, reflecting the dominance of a hot, blue accretion component, while the secondary eclipse becomes more pronounced at longer wavelengths as the cooler, red-emitting donor contributes more strongly. Fluxes are normalized by the out-of-eclipse median.

the accretion disk, the absence of detectable accretor flux, and a modest blue-band hump outside eclipse. Together, these features indicate a high-inclination system in which the optical light is dominated by disk emission and accretion-related structures, consistent with expectation for a short-period AM CVn binary.

In addition to the morphological modeling, we directly measured the wavelength dependence of the secondary-eclipse depth using ULTRACAM multi-band photometry. For each filter (u_s , g_s , r_s , and i_s), we computed weighted mean fluxes in in-eclipse and out-of-eclipse phase intervals, obtaining fractional eclipse depths $\delta_i \equiv$

$\frac{F_{\text{out}} - F_{\text{in}}}{F_{\text{out}}}$ of $1.6 \pm 1.2\%$, $3.3 \pm 0.3\%$, $6.2 \pm 0.6\%$, $7.4 \pm 1.0\%$, respectively. The eclipse depth increases monotonically toward longer wavelengths, indicating that the eclipsed component is redder compared to the dominant out-of-eclipse light.

Importantly, the measured eclipse depths do not directly correspond to the fractional flux contribution of the donor star, as they are degenerate with the occultation fraction f_{occ} of the donor that is obscured during eclipse. The light-curve modeling favors a donor that is vertically extended relative to the thin accretion disk, implying $f_{\text{occ}} < 1$. We use these eclipse-depth measure-

ments in the spectral energy distribution analysis (3.3), where they are incorporated into a joint likelihood alongside the broadband photometry.

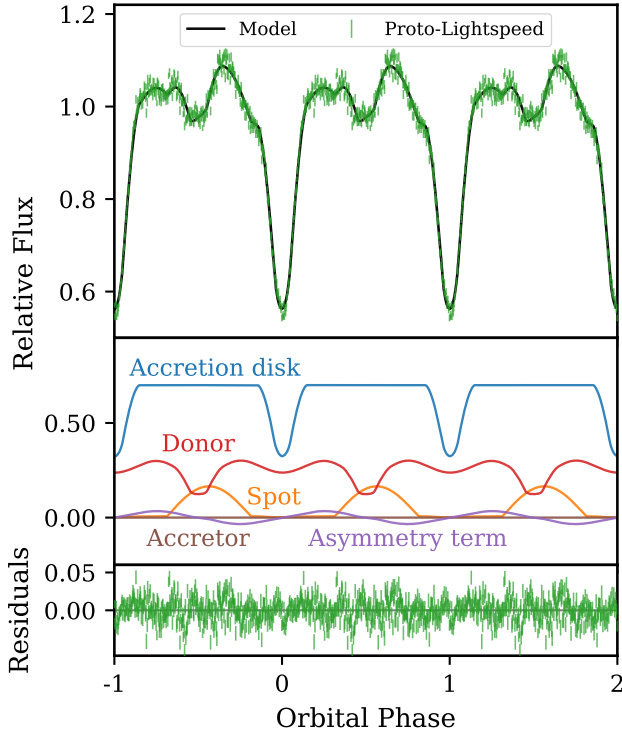


Figure 4. Phase-folded proto-Lightspeed g' -band light curve of the AM CVn system ATLAS J1013–4516 (top; green points), repeated over three orbital cycles for visualization. The top panel shows binned photometry (green) and the best-fitting `1curve` model overplotted (black). The bottom panel shows the corresponding additive model components, including the accretion disk (blue), donor star (red), accretor (brown), hot-spot contributions (orange), and an asymmetry term (purple). The sum of these components reproduces the total model light curve shown in the top panel.

The light curve morphology of ATLAS J1013–4516 can be placed in context by comparison with other short-period, disk-accreting AM CVn binaries (Figure 5). Among systems in this regime, systematic differences are observed in the orbital phase of the blue-band hump. In ATLAS J1013–4516 and ZTF J1858+2024, the hump reaches maximum brightness after the secondary eclipse, whereas in ZTF J0546+3843 it occurs prior to secondary eclipse (Chakraborty et al. 2024). These phase offsets indicate differences in the azimuthal location of enhanced emission within the accretion disk.

A natural explanation for these differences is variation in disk size relative to the ballistic stream trajectory. In systems with more compact disks, the stream can travel

farther along its ballistic path before encountering the disk, allowing greater Coriolis deflection and producing a hot-spot impact on the far side of the disk that appears at later orbital phase. Conversely a larger disk would intercept the stream closer to the donor’s Lagrange point, yielding a hot spot at earlier orbital phase. Such geometric differences can arise even among systems with similar orbital periods and do not require changes in the ballistic stream trajectory itself.

The post-eclipse hump in ATLAS J1013–4516 may also signal contributions from a vertically extended multi-site emission associated with the stream–disk interaction. In hydrogen-accreting cataclysmic variables, partial stream overflow—where material skims the outer disk rim and later re-impacts the disk at smaller radii—can produce secondary emission regions displaced in azimuth from the primary hot spot (Hessman 1999; Speith & Kunze 2002). Eclipse mapping of novalike systems such as UU Aqr and IY UMa has revealed enhanced emission along the ballistic stream beyond the initial impact site, consistent with such disk-skimming components (Baptista et al. 2000). In the helium-dominated ultracompact Gaia14aae, phase-resolve spectroscopy has revealed two bright spots, one consistent with the canonical stream–disk impact and a second likely associated with re-impact or vertically extended overflow (Green et al. 2019). Comparable behavior has also been reported in other short-period systems such as SDSS J0926+3624 (Schlindwein & Baptista 2018). A modest contribution from analogous structures could contribute to the observed out-of-eclipse asymmetry in ATLAS J1013–4516, although the present data do not uniquely require this interpretation. Alternative mechanisms—including magnetic channeling, disk warping, or anisotropic irradiation—could also produce phase-dependent asymmetries in disk emission. Given the degeneracy among these scenarios, the observed phase offsets primarily constrain the azimuthal location of enhanced emission rather than its detailed physical origin.

3.3. Spectral Energy Distribution and Eclipse-Calibrated Decomposition

We constructed a broadband spectral energy distribution (SED) for ATLAS J1013–4516 ultraviolet, optical, and near-infrared photometry from *GALEX*, *Swift*/UVOT, *Gaia*, ULTRACAM, and VISTA, supplemented by an *XMM-Newton* non-detection in the 0.2–2 keV band. The photometry spans $\sim 1500 \text{ \AA}$ to $\sim 2.2 \text{ \mu m}$ and represents the orbit-averaged system flux. Crucially, the ULTRACAM observations additionally provide wavelength-dependent measurements of the

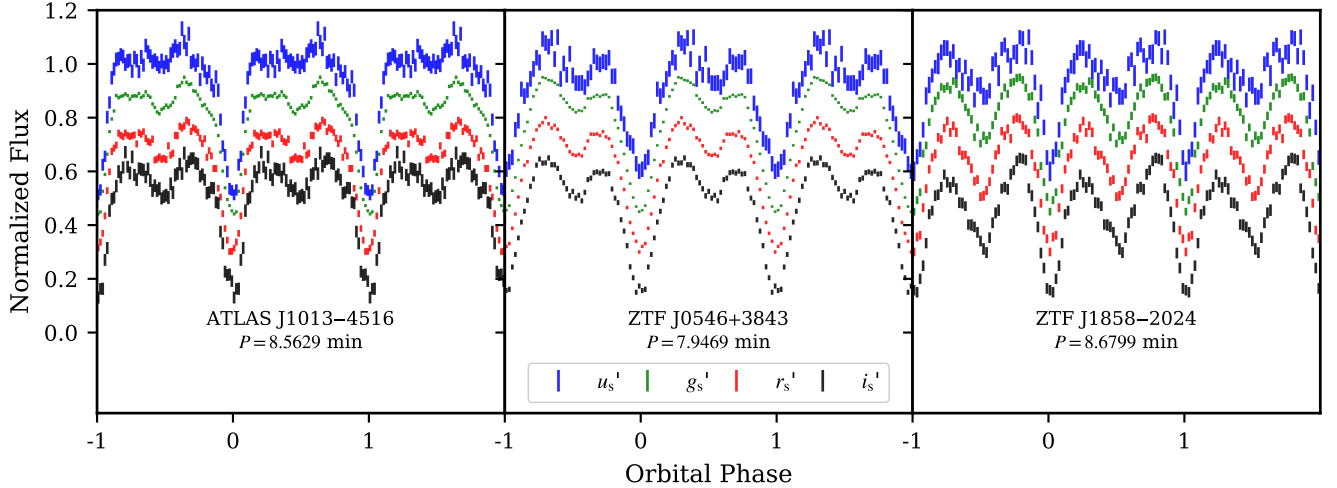


Figure 5. Comparison of ULTRACAM light curves of ATLAS J1013–4516 with short-period, disk-accreting AM CVn binaries ZTF J0546+3843 and ZTF J1858+2024. Each row shows simultaneous multi-band photometry phase-folded on the orbital period. The dashed line marks the phase of maximum u flux. All three systems display deep disk eclipses, but the phase and amplitude of the blue hump differ, reflecting variations in hot-spot geometry and stream-impact location within the disk.

secondary-eclipse depth, which encode the relative contributions of the donor star and accretion flow as a function of wavelength.

To exploit this wavelength dependence, we model the fractional eclipse depth in each band i as

$$\delta_i = f_{\text{occ}} \frac{F_{\text{donor},i}}{F_{\text{donor},i} + F_{\text{disk},i}} \quad (1)$$

where $F_{\text{donor},i}$ and $F_{\text{disk},i}$ are the donor and disk fluxes synthesized through the corresponding bandpass, and f_{occ} is the fraction of the donor surface occulted during eclipse. This formulation directly links the eclipse morphology to the broadband SED and constrains the spectral shape of the eclipsed component. Assuming that the eclipsed light is dominated by the donor photosphere, the wavelength dependence of the eclipse depths tightly constrains the characteristic color temperature of the eclipsed component to a narrow range around $T_2 = 6550^{+70}_{-40}$ K, with uncertainties dominated by the choice of phase ranges used to estimate the eclipse depth due to the sensitivity to out-of-eclipse variability. This constraint arises from the relative eclipse depths across bands and is therefore insensitive to assumed system distance and plays a central role in decomposing the broadband SED.

We model the full SED using a single, self-consistent forward model that simultaneously reproduces the broadband fluxes and the secondary-eclipse depths. The model consists of two emitting components: a Roche-lobe-filling donor star and a luminous accretion disk, each approximated by a blackbody characterized by an effective temperature and emitting area. The donor ra-

dius is fixed by the donor mass under the assumption of Roche-lobe filling at the measured orbital period. The disk component is assigned an effective radius that absorbs uncertainties associated with its geometry, vertical structure, and radiative efficiency. For a given trial distance d , we obtain the line-of-sight reddening from the DECaPS three-dimensional dust map and allow for modest deviations to account for map uncertainties and small-scale structure. We adopt $R_V = 3.32$ (Schlafly et al. 2016) and apply a CCM-type extinction law in the ultraviolet and optical, while X-ray absorption is modeled via photoelectric attenuation.

The free parameters of the model are therefore

$$T_{\text{disk}}, R_{\text{disk}}, T_2, M_2, d, f_{\text{occ}},$$

and the full parameter space is explored using nested sampling to capture parameter degeneracies and obtain posterior distributions.

Under the assumption that the eclipsed flux originates predominantly from the donor photosphere, the joint SED+eclipse fit yields a characteristic distance of $d = 700^{+35}_{-30}$ pc. This solution is internally self-consistent within the adopted forward model, combining the donor temperature constraint from the eclipse depths with the absolute flux normalization of the broadband SED. However, unlike the donor temperature, the inferred distance depends sensitively on assumptions about the spatial origin of the eclipsed light. Any additional red or optical emission that is spatially coincident with the donor during eclipse—such as reprocessed radiation from the irradiated donor face, vertically extended disk or stream-disk impact structures, or other azimuthally

localized accretion-related emission—would bias the inferred donor flux upward and lead to a systematic underestimate the true distance.

This sensitivity is highlighted by comparison to ES Cet, which has a *Gaia* parallax-constrained distance of 1.8 ± 0.2 kpc and a *G*-band magnitude of 16.8. The mass-transfer rate inferred for ATLAS J1013–4516 (Section 4.3) is comparable to that of ES Cet, such that under the simplifying assumption of similar intrinsic accretion luminosities, the 2.7-mag difference apparent optical brightness would correspond to a characteristic distance of order ~ 6 kpc for ATLAS J1013–4516. This value is substantially larger than the distance inferred from our eclipse-calibrated SED, and the physical interpretation of this discrepancy is discussed in Section 4.3.

Therefore Figure 6 illustrates one such self-consistent SED solution under the assumption that the eclipsed flux originates is dominated by donor-like emission.

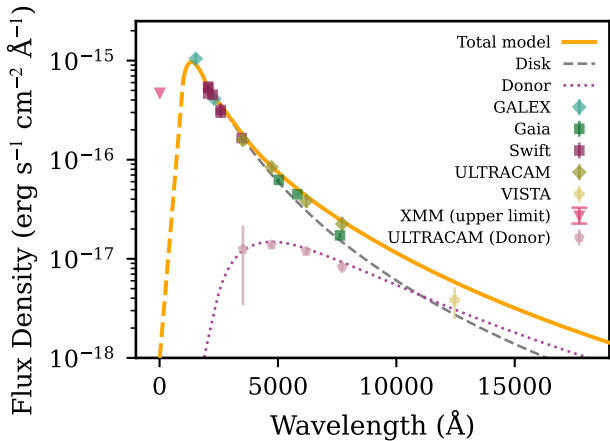


Figure 6. Spectral energy distribution of ATLAS J1013–4516 with a representative two-component forward model drawn from the joint SED+eclipse posterior. The solid orange line shows the total model flux corrected for interstellar extinction, decomposed into contributions from the accretion disk (gray dashed line) and the Roche-lobe-filling donor star (purple dotted line). The pink points labelled “ULTRACAM (Donor)” represent empirical donor flux estimates derived from the wavelength-dependent secondary-eclipse depths after correcting for the inferred occulted fraction of the donor light.

3.4. Long-Term Timing Results

We jointly constrain the orbital ephemeris of ATLAS J1013–4516 using photometry from *Gaia*, ATLAS, ULTRACAM, and proto-Lightspeed, and report the resulting parameters in Table 2. Mid-eclipse times were measured from phase-folded subsets of the ATLAS and

R.A.	10:13:42.479
Decl.	−45:16:56.799
Parallax	0.1992 ± 0.2808 mas
Proper motion (R.A.)	-4.2974 ± 0.2530 mas yr ^{−1}
Proper motion (Decl.)	$+2.3348 \pm 0.2397$ mas yr ^{−1}
Mean <i>Gaia</i> <i>G</i>	19.5113 ± 0.0104 mag
Epoch (T_0)	60033.2044878 BMJD _{TDB} ± 0.327 s
Orbital period (P)	513.593303 s ± 3.26 μ s
Period derivative (\dot{P})	$(-1.60 \pm 0.07) \times 10^{-12}$ s s ^{−1}

Table 1. Observed astrometric and orbital ephemeris parameters of ATLAS J1013–4516.

Gaia light curves and combined with eclipse timings with the high-speed ground-based data.

To visualize deviations from a constant-period ephemeris, we construct an observed-minus-calculated ($O - C$) diagram, in which the difference between the observed mid-eclipse times and those predicted by a linear ephemeris is plotted as a function of observation year (Figure 7). The timing residuals exhibit a clear, systematic drift relative to a constant-period model, motivating a quadratic ephemeris of the form

$$T(E) = T_0 + P_0 E + \frac{1}{2} \dot{P} E^2 \quad (2)$$

where $T(E)$ is the predicted mid-eclipse time at integer cycle count E , T_0 is the reference epoch, P_0 is the orbital period at T_0 , and \dot{P} is the orbital-period derivative.

Fitting this model yields

$$T_0 = 60033.2044878 \text{ BMJD}_{\text{TDB}} \pm 0.327 \text{ s},$$

$$P_0 = 513.593303 \text{ s} \pm 3.26 \text{ } \mu\text{s},$$

$$\dot{P} = (-1.60 \pm 0.07) \times 10^{-12} \text{ s s}^{-1}.$$

We adopt this refined ephemeris for all subsequent analysis.

4. DISCUSSION

In Table 2, we summarize the parameters inferred from the measured period and its derivative, combined with physical constraints from arguments regarding gravitational wave-driven angular momentum loss, stable mass transfer, and the observed presence of an accretion disk.

4.1. Geometric and Dynamical Constraints

The presence of an accretion disk in ATLAS J1013–4516 imposes basic geometric constraints on the binary configuration. First, the donor must fill its Roche lobe in order to sustain mass transfer. At the observed orbital period of 8.56 min, this requires

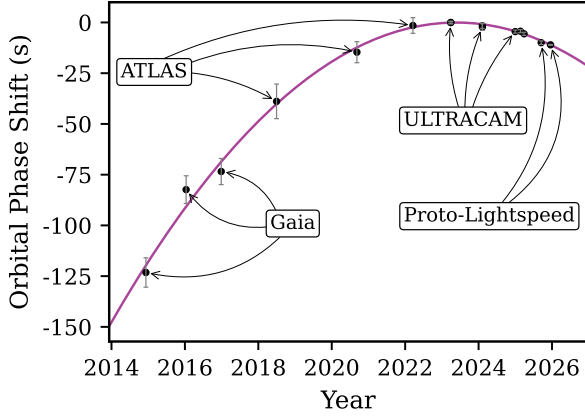


Figure 7. Observed minus calculated ($O - C$) diagram for ATLAS J1013-4516, showing mid-eclipse timing residuals from ATLAS, Gaia, ULTRACAM, and proto-Lightspeed photometry relative to a constant-period ephemeris.

Evolution/dynamics constraints	
Minimum accretor mass $M_{2,\min}$	$0.52 M_{\odot}$
Minimum donor mass $M_{1,\min}$	$0.08 M_{\odot}$
Minimum donor radius $R_{2,\min}$	$0.027 R_{\odot}$
Accretor mass M_1	$0.87^{+0.36}_{-0.25} M_{\odot}$
Donor mass $M_{2,\text{dyn}}$	$0.10^{+0.03}_{-0.02} M_{\odot}$
Distance d (luminosity-scaling to ES Ceti)	$\lesssim 6 \text{ kpc}$
SED + eclipse constraints	
Donor mass $M_{2,\text{SED}}$	$0.160^{+0.018}_{-0.019} M_{\odot}$
Donor temperature T_2	$6550^{+70}_{-40} \text{ K}$
Accretion disk temperature T_{disk}	$25,900^{+1,000}_{-1,100} \text{ K}$
Distance, d_{SED}	$\gtrsim 700 \text{ kpc}$
Using combined constraints	
4-yr <i>LISA</i> SNR	25 ± 8
Characteristic strain (h_c)	$2.0^{+0.9}_{-0.6} \times 10^{-20}$

Table 2. Derived physical and evolutionary properties of ATLAS J1013-4516. The dynamical donor mass is inferred from orbital-evolution constraints using P and \dot{P} under conservative mass transfer (Sec. 4.2), while the SED-based donor mass and distance are derived from the joint SED+eclipse fit and depend on the assumptions about the origin of the eclipsed light (Sec. 3.3). The distance inferred from an accretion luminosity scaling argument is described in Section 4.3.

the donor’s Roche-lobe radius to exceed the radius of a cold, fully degenerate white dwarf at the same mass. This condition sets a lower limit on the donor mass $M_2 \gtrsim 0.08 M_{\odot}$, independent of assumptions about the mass-transfer rate.

Second, the accretion flow must circularize to form a disk rather than directly impacting the accretor. For a

given orbital period, this requires the white-dwarf accretor to be sufficiently compact that the circularization radius of the ballistic stream exceeds the accretor radius. This condition imposes a lower limit on the accretor mass, $M_1 \gtrsim 0.52 M_{\odot}$, below which the system would instead operate in a direct-impact accretion regime. The methodology used to derive these constraints follows the geometric arguments presented by Chakraborty et al. (2024).

Figure 8 illustrates these constraints in the period-mass plane, compared with other ultracompact systems analyzed by Chakraborty et al. (2024). The resulting limits, summarized in Table 2, define a parameter space consistent with a massive white-dwarf accretor and a warm, semi-degenerate helium donor.

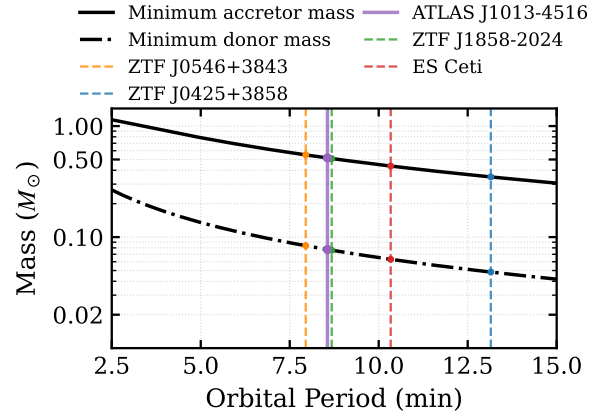


Figure 8. Minimum component masses for ultracompact binaries as a function of orbital period, derived from geometric arguments that constrain the donor to fill its Roche lobe and the accretor to be compact enough to avoid direct-impact accretion. The curves follow the methodology outlined in Chakraborty et al. (2024). We overplot the constraints for the three systems discussed in that work (ZTF J0546+3843, ZTF J1858-2024, and ZTF J0425+3858), along with our new system, ATLAS J1013-4516, for which we find a minimum donor mass of $0.08 M_{\odot}$ and minimum accretor mass of $0.52 M_{\odot}$.

The X-ray non-detection provides an additional, independent constraint on the system geometry. Using the flux limits derived above and adopting the distance inferred from our optical modeling, the 0.2–12 keV upper limit corresponds to an X-ray luminosity of $L_X \lesssim 6.8 \times 10^{30} \text{ erg s}^{-1}$. For an accretor mass $M_1 \simeq 0.87 M_{\odot}$ (allowing the range implied by our constraints), this corresponds to an Eddington-scaled luminosity of $L_X/L_{\text{Edd}} \lesssim (4-9) \times 10^{-8}$, well below the X-ray luminosities typically observed in short-period, disk-

accreting AM CVn systems with comparable inferred mass-transfer rates (Ramsay et al. 2005).

The absence of detectable X-ray emission therefore suggests that high-energy radiation from the inner accretion flow is strongly attenuated, most plausibly through geometric self-occultation in a high-inclination system. This interpretation is consistent with the deep optical eclipses and supports a picture in which the X-ray-emitting regions near the accretor are obscured by the disk rim or vertically extended accretion structures.

4.2. Orbital Period Derivative and Donor Physics

Evaluated at the minimum component masses permitted by disk-mediated accretion ($M_1 = 0.52 M_\odot$, $M_2 = 0.08 M_\odot$), gravitational radiation alone predicts

$$\begin{aligned} \dot{P}_{\text{GR}} &= -\frac{96}{5} \frac{G^{5/3}}{c^5} \left(\frac{2\pi}{P} \right)^{5/3} \frac{M_1 M_2 (M_1 + M_2)^{1/3}}{(M_1 + M_2)^2} \\ &\approx -5.51 \times 10^{-12} \text{ s s}^{-1}. \end{aligned} \quad (3)$$

where we have adopted the standard formula for gravitational-wave-driven orbital decay of two point masses (Peters 1964). In contrast, the measured orbital-period derivative, $\dot{P} = (-1.60 \pm 0.07) \times 10^{-12} \text{ s s}^{-1}$, is several times smaller in magnitude than the lower-limit expectation for a detached binary evolving under gravitational radiation alone.

In Roche-lobe-filling binaries, orbital angular momentum losses (e.g., gravitational radiation) act concurrently with mass transfer, which alters the component masses and thereby modifies the orbital response to a given angular-momentum loss. As the donor loses mass, its short-timescale structural response—quantified by the adiabatic mass-radius exponent $\xi_{\text{ad}} \equiv d \ln R_2 / d \ln M_2$ —determines whether the donor expands or contracts, while the evolving mass ratio alters the Roche-lobe radius. Continued Roche-lobe overflow therefore couples angular momentum loss to mass transfer, such that for degenerate donors ($\xi_{\text{ad}} < 0$) the orbit can widen even as the total orbital angular momentum decreases. This coupling gives rise to the characteristic period minimum in AM CVn systems, separating an early phase of orbital decay from a later phase of orbital expansion once the donor’s adiabatic response becomes sufficiently negative (e.g., Nelemans et al. 2001; Deloye & Bildsten 2003).

The location of this period minimum—and more generally the net orbital-period derivative—additionally depends on the donor’s long-term thermal and degeneracy evolution. We quantify this behavior using the evolutionary ratio χ_{evol} , defined as the ratio of the gravitational-radiation timescale to the donor’s thermal timescale, such that systems with $\chi_{\text{evol}} \ll 1$ have donors

that rapidly radiate away thermal energy and approach a degenerate mass–radius relation on timescales short compared to the orbital inspiral, whereas systems with $\chi_{\text{evol}} \sim 1$ retain significant thermal support throughout the gravitational-wave-driven evolution (Chakraborty et al. (2024)). We therefore parameterize the orbital evolution using the set $(M_1, M_2, \xi_{\text{ad}}, \chi_{\text{evol}})$, adopting conservative mass transfer and assuming that angular-momentum losses are dominated by gravitational radiation.

Following this equation-of-state-agnostic parameterization, we perform a Bayesian analysis of $(M_1, M_2, \xi_{\text{ad}}, \chi_{\text{evol}})$ that simultaneously reproduces the observed \dot{P} and geometric constraints (Figure 9). In this framework, the component masses are moderately well constrained, while the donor-physics parameters ξ_{ad} and χ_{evol} remain weakly identified due to degeneracies between the donor’s instantaneous radius response and its long-term thermal evolution.

To assess the physical plausibility of the inferred parameter space, we repeat the analysis using finite-entropy helium white dwarf donor models, in which $(M_2, R_2, \xi_{\text{ad}})$ are linked self-consistently through the finite-temperature relations of Deloye & Bildsten (2003) and required to satisfy Roche-lobe contact. Under this assumption, the allowed ranges of ξ_{ad} and χ_{evol} collapse to a comparatively narrow region of parameter space (Figure 9), indicating that if the donor is a warm helium white dwarf, the observed orbital-period derivative meaningfully constrains its effective radius response to mass loss. The inferred component masses remain broadly consistent with the EOS-agnostic and finite-entropy analyses, suggesting that the mass constraints are robust to uncertainties in the donor’s thermal state; we therefore adopt the finite-entropy helium white dwarf model and summarize the corresponding marginalized posterior constraints in the Table 2.

Taken together, these results favor a semi-degenerate, thermally support helium donor that has not yet reached its minimum orbital period, while we emphasize that the tightening of the donor-physics parameters is conditional on the assumed equation of state. ATLAS J1013–4516 therefore appears to occupy a transitional evolutionary regime consistent with systems approaching the turnover at which continued mass loss and donor expansion reverse the sign of \dot{P} .

4.3. Population Context and Comparisons

ATLAS J1013–4516 occupies a sparsely populated region of AM CVn parameter space: disk-accreting ultracompact binaries with orbital periods shorter than 10 min. At such extreme orbital periods, it is remark-

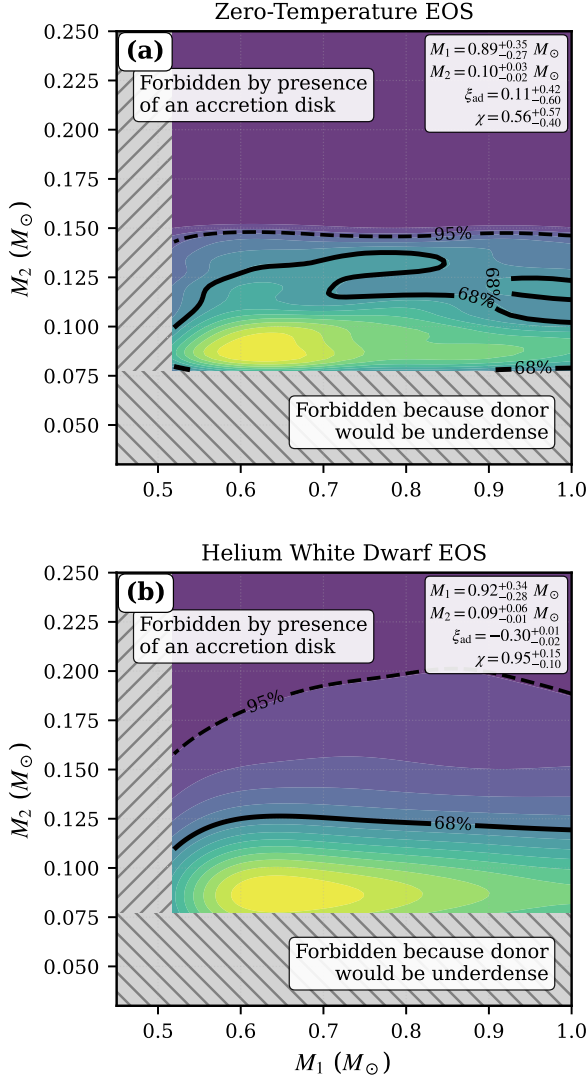


Figure 9. Comparison of mass and donor-physics constraints for ATLAS J1013–4516 under different assumptions about the donor structure. Top: EOS-agnostic analysis in which the donor’s adiabatic mass–radius exponent ξ_{ad} and evolutionary ratio χ_{evol} are treated as free parameters. Bottom: Finite-entropy helium white dwarf donor model based on the relations of Deloye & Bildsten (2003), which self-consistently link $(M_2, R_2, \xi_{\text{ad}})$ and enforce Roche-lobe contact. Contours indicate 68% and 95% credible regions, while hatched areas denote excluded parameter space. While the inferred component masses are broadly consistent across both treatments, adopting a physically motivated donor equation of state substantially tightens the allowed ranges of ξ_{ad} and χ_{evol} , reflecting the reduced freedom in the donor’s mass–radius evolution.

able that disk accretion can persist at all. The accretors in these systems are sufficiently compact that the circularization radius of the mass-transfer stream remains

larger than the white-dwarf radius, allowing a disk to form even under intense gravitational-wave driving.

Even at the shortest orbital periods, the small population of ultracompact binaries exhibits striking diversity in their orbital evolution. Systems in this regime span both positive and negative orbital-period derivatives. ES Ceti ($P \simeq 10.3$ min; de Miguel et al. 2018) and ZTF J1858–2024 ($P \simeq 8.68$ min; Chakraborty et al. 2024) show positive \dot{P} , consistent with systems that have passed their minimum period and are evolving toward longer periods. In contrast, ATLAS J1013–4516 and ZTF J0546+3843 (Chakraborty et al. 2024) exhibit a negative \dot{P} , indicating that they remain on the inspiral branch where gravitational-wave losses dominate over mass-transfer-driven expansion. Similarly negative \dot{P} values are observed in HM Canri ($P \simeq 5.4$ min; e.g., Munday et al. 2023) and V407 Vul ($P \simeq 9.5$ min; Strohmayer 2004), both of which lack persistent accretion disks and operate in a direct-impact accretion regime. Taken together, these systems demonstrate that orbital evolution at the shortest periods is highly sensitive to donor structure, thermal state, and accretion geometry, even among binaries with comparable orbital periods.

To place ATLAS J1013–4516 in an evolutionary context, we consider its mass-transfer rate under the minimum mass donor and accretor configuration. Using Equation 12 of Chakraborty et al. 2024, we infer a mass-transfer rate of $\dot{M} \simeq 6.8 \times 10^{-9} M_\odot \text{ yr}^{-1}$ for ATLAS J1013–4516. This value is within an order of magnitude of estimates for ES Cet, which has $\dot{M} = (2.5 \pm 1.6 \times 10^{-8} M_\odot \text{ yr}^{-1})$ and a *Gaia* parallax-constrained distance of 1.8 ± 0.2 pc. At these orbital periods, the bolometric accretion luminosity is expected to scale approximately as $L_{\text{acc}} \propto GM_1 \dot{M} / R_1$, such that systems with comparable mass-transfer rates should have broadly similar intrinsic luminosities. Under this assumption, the ~ 2.7 -mag difference in apparent optical brightness between the two systems would correspond to a characteristic distance of order ~ 6 kpc for ATLAS J1013–4516, which is substantially larger than the distance inferred from eclipse-calibrated SED modeling.

This apparent discrepancy may be reconciled if the observed optical flux of ATLAS J1013–4516 is strongly suppressed by inclination-dependent obscuration or reprocessing. High-inclination accreting systems are known to exhibit reduced observed luminosities due to vertically extended disk rims, stream–disk impact regions, or disk winds that obscure or redistribute accretion power out of the optical bandpasses, an effect well documented in high-inclination X-ray binaries (e.g.,

White & Holt 1982). Consistent with this interpretation, ES Cet exhibits a partial eclipse of the outer accretion disk, indicative of a lower inclination, whereas the deep, sharp eclipses observed in ATLAS J1013–4516 require a more edge-on geometry. A higher inclination would naturally enhance self-obscuration, allowing a system with a high intrinsic accretion luminosity to appear optically faint.

Conversely, ultracompact systems viewed at low inclinations may lack strong orbital photometric modulation altogether, making them difficult to identify in variability-based searches. Together, these orientation-dependent effects introduce strong selection biases against both edge-on and face-on systems, potentially explaining the apparent scarcity of nearby ultracompact binaries even if such systems are intrinsically common.

In terms of light-curve morphology, ATLAS J1013–4516 exhibits a pronounced post-eclipse hump whose amplitude increases toward bluer wavelengths. This feature occurs at a phase similar to that observed in other short-period disk accretors, including ES Ceti and ZTF J1858–2024, and is naturally interpreted as emission from an azimuthally offset stream-disk impact region. Notably, the hump appears at an orbital phase earlier than is typically observed in hydrogen-accreting cataclysmic variables, where the hot-spot contribution often peaks immediately prior to primary eclipse (e.g., IP Pegasi; Copperwheat et al. 2010). Among ultracompact AM CVn systems themselves, the hump in ZTF J0546+3843 occurs at slightly earlier orbital phase than in ATLAS J1013–4516, suggesting modest differences in disk size, mass-transfer rate, or stream trajectory even among systems with comparable orbital periods.

What distinguishes ATLAS J1013–4516 from other AM CVns at these orbital periods is its pronounced eclipsing geometry, including a sharp, kinked primary eclipse. This feature provides a precisely defined fiducial phase, enabling more precise long-baseline timing and a more tightly constrained orbital-period derivative. ATLAS J1013–4516 also adds an important southern-hemisphere counterpart to the predominantly northern AM CVn sample discovered by ZTF. Its detection in ATLAS highlights the value of all-sky cadence for identifying the shortest-period systems, where high-amplitude photometric variability remains accessible even to surveys with multi-night sampling.

4.4. Gravitational-Wave Prospects

With an orbital period of 8.56 min, ATLAS J1013–4516 radiates gravitational waves at $f_{\text{GW}} = 2/P \simeq 3.9 \text{ mHz}$, placing it well within the

most sensitive band of *LISA*. Adopting representative component masses within the range permitted by the eclipse geometry and orbital-evolution constraints (e.g., $M_1 \simeq 0.9 M_\odot$, $M_2 \simeq 0.10 M_\odot$), the *Gaia*-inferred distance, and the measured inclination, we compute a characteristic strain of $h_c \approx (2\text{--}4) \times 10^{-22}$. The quoted range reflects the allowed mass and distance uncertainties. For a four-year *LISA* mission and sky-averaged sensitivity, this corresponds to an expected signal-to-noise ratio of $\text{SNR} \sim 20\text{--}30$.

Figure 10 places ATLAS J1013–4516 in the context of other known ultracompact binaries, showing that it lies comfortably above the four-year *LISA* sensitivity curve and in a strain-frequency regime comparable to established verification binaries. While systems at similar frequencies span a wide range of evolutionary states, ATLAS J1013–4516 stands out as a disk-accreting AM CVn binary at sub-10 min periods with both eclipsing geometry and long-baseline timing constraints.

A *LISA* detection would provide an independent measurement of the GW amplitude and orbital phase, as well as a constraint on the binary inclination. For an accreting system, the frequency derivative inferred from the GW signal does not directly yield the true chirp mass, since the observed orbital evolution is shaped by both gravitational-wave losses and mass transfer. Instead, comparison between GW-based constraints—particularly inclination—can be directly compared with the eclipse geometry and long-baseline electromagnetic timing to reduce degeneracies in interpreting the accretion-dominated light curve. In this way, ATLAS J1013–4516 represents a particularly valuable target for joint GW–EM studies of ultracompact binary evolution.

5. CONCLUSION

We have presented the discovery and multiwavelength characterization of ATLAS J1013–4516, an 8.56 min disk-accreting AM CVn binary with deep, multi-band eclipses and long-baseline orbital timing. The eclipsing geometry makes ATLAS J1013–4516 an exceptional timing source, enabling precise measurements of orbital evolution in a regime where accretion-driven variability often limits timing fidelity in disk-accreting systems.

Using nearly a decade of ATLAS, *Gaia*, ULTRACAM, and proto-Lightspeed observations, we measure a negative orbital-period derivative whose magnitude is reduced relative to the prediction for detached, gravitational-wave-driven inspiral. This indicates that mass ongoing mass transfer partially counteracts gravitational-wave angular-momentum losses, fa-

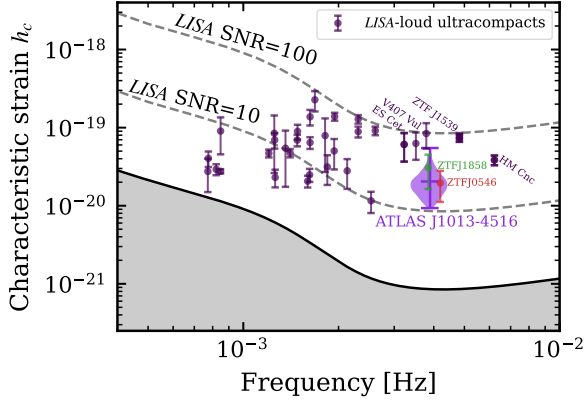


Figure 10. The characteristic gravitational wave strain of ATLAS J1013–4516 compared with the *LISA* four-year sensitivity curve and selected verification binaries Kupfer et al. (2018).

voring a thermally inflated, semi-degenerate helium donor. Together with geometric constraints from eclipses, ATLAS J1013–4516 provides a clean test of how donor structure influences secular orbital evolution

at the shortest periods reached by disk-accreting white-dwarf binaries.

Recent discoveries have revealed a small but diverse population of ultracompact AM CVn systems below ~ 10 min, spanning a wide range of light-curve morphologies and both positive and negative orbital-period derivatives. ATLAS J1013–4516 highlights the diversity while standing out as one of the few systems in this regime with deep eclipses and a precisely measured \dot{P} , making it a particularly valuable benchmark for testing models of disk-mediated mass transfer and helium-donor thermodynamics.

ATLAS J1013–4516 is expected to be a detectable millihertz gravitational-wave source for *LISA*. As one of the few known eclipsing *LISA*-detectable binaries in the southern sky, it helps improve the sky distribution of well-characterized Galactic verification binaries. Continued eclipse timing will refine the orbital ephemeris and test for departures from a simple quadratic ephemeris, while future *Gaia* data releases will extend homogeneous timing baselines that remain underutilized for ultracompact binary studies.

- 1 VSD and ULTRACAM are supported by STFC grant
- 2 ST/Z000033/1.

REFERENCES

- Amaro-Seoane, P., Audley, H., Babak, S., et al. 2017, arXiv e-prints, arXiv:1702.00786, doi: [10.48550/arXiv.1702.00786](https://doi.org/10.48550/arXiv.1702.00786)
- Baptista, R., Silveira, C., Steiner, J. E., & Horne, K. 2000, MNRAS, 314, 713, doi: [10.1046/j.1365-8711.2000.03325.x](https://doi.org/10.1046/j.1365-8711.2000.03325.x)
- Bellm, E. C., Kulkarni, S. R., Graham, M. J., et al. 2019, PASP, 131, 018002, doi: [10.1088/1538-3873/aaecbe](https://doi.org/10.1088/1538-3873/aaecbe)
- Bildsten, L., Shen, K. J., Weinberg, N. N., & Nelemans, G. 2007, ApJL, 662, L95, doi: [10.1086/519489](https://doi.org/10.1086/519489)
- Burdge, K. B., Prince, T. A., Fuller, J., et al. 2020, ApJ, 905, 32, doi: [10.3847/1538-4357/abc261](https://doi.org/10.3847/1538-4357/abc261)
- Burdge, K. B., El-Badry, K., Rappaport, S., et al. 2023, ApJL, 953, L1, doi: [10.3847/2041-8213/ace7cf](https://doi.org/10.3847/2041-8213/ace7cf)
- Chakraborty, J., Burdge, K. B., Rappaport, S. A., et al. 2024, ApJ, 977, 262, doi: [10.3847/1538-4357/ad9563](https://doi.org/10.3847/1538-4357/ad9563)
- Copperwheat, C. M., Marsh, T. R., Dhillon, V. S., et al. 2010, MNRAS, 402, 1824, doi: [10.1111/j.1365-2966.2009.16010.x](https://doi.org/10.1111/j.1365-2966.2009.16010.x)
- de Miguel, E., Patterson, J., Kemp, J., et al. 2018, ApJ, 852, 19, doi: [10.3847/1538-4357/aa9ed6](https://doi.org/10.3847/1538-4357/aa9ed6)
- Deloye, C. J., & Bildsten, L. 2003, ApJ, 598, 1217, doi: [10.1086/379063](https://doi.org/10.1086/379063)
- Dhillon, V. S., Marsh, T. R., Stevenson, M. J., et al. 2007, MNRAS, 378, 825, doi: [10.1111/j.1365-2966.2007.11881.x](https://doi.org/10.1111/j.1365-2966.2007.11881.x)
- Espallat, C., Patterson, J., Warner, B., & Woudt, P. 2005, PASP, 117, 189, doi: [10.1086/427959](https://doi.org/10.1086/427959)
- Gaia Collaboration, Prusti, T., de Bruijne, J. H. J., et al. 2016, A&A, 595, A1, doi: [10.1051/0004-6361/201629272](https://doi.org/10.1051/0004-6361/201629272)
- Gentile Fusillo, N. P., Tremblay, P.-E., Cukanovaite, E., et al. 2021, MNRAS, 508, 3877, doi: [10.1093/mnras/stab2672](https://doi.org/10.1093/mnras/stab2672)
- Green, M. J., van Roestel, J., & Wong, T. L. S. 2025, A&A, 700, A107, doi: [10.1051/0004-6361/202554925](https://doi.org/10.1051/0004-6361/202554925)
- Green, M. J., Marsh, T. R., Steeghs, D., et al. 2019, MNRAS, 485, 1947, doi: [10.1093/mnras/stz469](https://doi.org/10.1093/mnras/stz469)
- Hessman, F. V. 1999, ApJ, 510, 867, doi: [10.1086/306621](https://doi.org/10.1086/306621)
- Hughes, Sarah, e. a. 2026
- Israel, G. L., Panzera, M. R., Campana, S., et al. 1999, A&A, 349, L1
- Korol, V., Rossi, E. M., Groot, P. J., et al. 2017, MNRAS, 470, 1894, doi: [10.1093/mnras/stx1285](https://doi.org/10.1093/mnras/stx1285)
- Kovács, G., Zucker, S., & Mazeh, T. 2016, BLS: Box-fitting Least Squares, Astrophysics Source Code Library, record ascl:1607.008. <http://ascl.net/1607.008>

- Kupfer, T., Korol, V., Shah, S., et al. 2018, MNRAS, 480, 302, doi: [10.1093/mnras/sty1545](https://doi.org/10.1093/mnras/sty1545)
- Layden, Chris, e. a. 2026
- Munday, J., Marsh, T. R., Hollands, M., et al. 2023, MNRAS, 518, 5123, doi: [10.1093/mnras/stac3385](https://doi.org/10.1093/mnras/stac3385)
- Munday, J., Pakmor, R., Pelisoli, I., et al. 2025, Nature Astronomy, 9, 872, doi: [10.1038/s41550-025-02528-4](https://doi.org/10.1038/s41550-025-02528-4)
- Nelemans, G., Portegies Zwart, S. F., Verbunt, F., & Yungelson, L. R. 2001, A&A, 368, 939, doi: [10.1051/0004-6361:20010049](https://doi.org/10.1051/0004-6361:20010049)
- Peters, P. C. 1964, Physical Review, 136, 1224, doi: [10.1103/PhysRev.136.B1224](https://doi.org/10.1103/PhysRev.136.B1224)
- Piersanti, L., Tornambé, A., & Yungelson, L. R. 2014, MNRAS, 445, 3239, doi: [10.1093/mnras/stu1885](https://doi.org/10.1093/mnras/stu1885)
- Ramsay, G., Hakala, P., Marsh, T., et al. 2005, A&A, 440, 675, doi: [10.1051/0004-6361:20052950](https://doi.org/10.1051/0004-6361:20052950)
- Ramsay, G., Green, M. J., Marsh, T. R., et al. 2018, A&A, 620, A141, doi: [10.1051/0004-6361/201834261](https://doi.org/10.1051/0004-6361/201834261)
- Ricker, G. R., Winn, J. N., Vanderspek, R., et al. 2015, Journal of Astronomical Telescopes, Instruments, and Systems, 1, 014003, doi: [10.1117/1.JATIS.1.1.014003](https://doi.org/10.1117/1.JATIS.1.1.014003)
- Schlafly, E. F., Meisner, A. M., Stutz, A. M., et al. 2016, ApJ, 821, 78, doi: [10.3847/0004-637X/821/2/78](https://doi.org/10.3847/0004-637X/821/2/78)
- Schlindwein, W., & Baptista, R. 2018, MNRAS, 478, 3841, doi: [10.1093/mnras/sty1305](https://doi.org/10.1093/mnras/sty1305)
- Shen, K. J., & Bildsten, L. 2009, ApJ, 699, 1365, doi: [10.1088/0004-637X/699/2/1365](https://doi.org/10.1088/0004-637X/699/2/1365)
- Solheim, J. E. 2010, PASP, 122, 1133, doi: [10.1086/656680](https://doi.org/10.1086/656680)
- Speith, R., & Kunze, S. 2002, in Astronomical Society of the Pacific Conference Series, Vol. 261, The Physics of Cataclysmic Variables and Related Objects, ed. B. T. Gänsicke, K. Beuermann, & K. Reinsch, 551
- Strohmayer, T. E. 2004, ApJ, 610, 416, doi: [10.1086/421384](https://doi.org/10.1086/421384)
- Tonry, J. L., Denneau, L., Heinze, A. N., et al. 2018, PASP, 130, 064505, doi: [10.1088/1538-3873/aabadf](https://doi.org/10.1088/1538-3873/aabadf)
- Webb, N. A., Coriat, M., Traulsen, I., et al. 2020, A&A, 641, A136, doi: [10.1051/0004-6361/201937353](https://doi.org/10.1051/0004-6361/201937353)
- Webbink, R. F. 1984, ApJ, 277, 355, doi: [10.1086/161701](https://doi.org/10.1086/161701)
- White, N. E., & Holt, S. S. 1982, ApJ, 257, 318, doi: [10.1086/159991](https://doi.org/10.1086/159991)