

Uniform models of neutron and quark (strange) stars in General Relativity

G. S. Bisnovatyi-Kogan*, E. A. Patraman†

Abstract

Models of neutron and strange stars are considered in the approximation of a uniform density distribution. A universal algebraic equation, valid for any equation of state, is used to find the approximate mass of a star of a given density without resorting to the integration of differential equations. Equations of state for neutron stars had been taken for degenerate neutron gas and for more realistic ones, used by Bethe, Malone, Johnson (1975). Models of homogeneous strange stars for the equation of state in the "quark bag model" have a simple analytical solution. The solutions presented in the paper for various equations of state differ from the exact solutions obtained by the numerical integration of differential equations by at most $\sim 20\%$.

The formation of strange stars is examined as a function of the deconfinement boundary (DB), at which quarks become deconfined. Existing experimental data indicate that matter reaches very high densities in the vicinity of the DB. This imposes strong constraints on the maximum mass of strange stars and prohibits their formation at the final stages of stellar evolution, because the limiting mass of neutron stars is substantially higher and corresponds to considerably lower matter densities.

1 Introduction

The first conclusion about the existence of an upper mass limit for cold stars, the equilibrium of which is maintained by the pressure of degenerate electrons, was made by Stoner [1], who considered the model of a white dwarf of uniform density. He generalized the consideration of the pressure of degenerate electrons, made in [2, 3], to the case of high density under conditions of ultra-relativistic degeneracy, and obtained the limit $M_{wd} = 1.1M_{\odot}$ for $\mu_e = 2.5$. To refine the maximum mass of observed white dwarfs, Chandrasekhar [4], following Stoner [1], used $\mu_e = 2.5$, but considered the structure of the star from Emden polytropic model at $n = 3$, and obtained $M_{wd} = 0.933M_{\odot}$. From the theory of stellar evolution, as well as from observations, it follows that almost all white dwarfs consist of a mixture of carbon ^{12}C and oxygen ^{16}O for which $\mu_e = 2$ [5] and $M_{wd} = 1.46M_{\odot}$. This realistic value was first obtained by Landau [6], who worked independently of Stoner and Chandrasekhar.

In this paper, we construct approximate models of cold neutron and strange stars of arbitrary mass assuming a uniform density distribution by using algebraic equations derived from the general theory of relativity (GTR). Within this model, all results, including the values of the limiting masses of neutron stars (NSs), are obtained analytically, from algebraic equations we derived in [7] (see also [8]), for any equations of state. A simple analytical solution is obtained for the equation of state in the popular quark bag model [9].

2 Uniform-density neutron stars

To construct realistic models of NS and SS, it is necessary to use general relativity, since the gravitational potential reaches tenths of c^2 and the NS radius is only a few gravitational radii $r_g = 2GM/c^2$. The models of non-rotating NSs are constructed using a Schwarzschild-type metric [10, 11]

*Space Research Institute, Russian Academy of Sciences, Moscow, Russia; National Research Nuclear University MEPhI (Moscow Engineering Physics Institute), Moscow, Russia; Moscow Institute of Physics and Technology, Dolgoprudny, Moscow oblast, Russia

†Space Research Institute, Russian Academy of Sciences, Moscow, Russia; Moscow Institute of Physics and Technology, Dolgoprudny, Moscow oblast, Russia

$$ds^2 = e^{\nu(r)} c^2 dt^2 - e^{\lambda(r)} dr^2 - r^2 (d\theta^2 + \sin^2 \theta d\phi^2), \quad e^\nu = e^{-\lambda} = 1 - \frac{2Gm}{rc^2}, \quad (1)$$

$$e^\nu = \left(1 - \frac{2Gm}{rc^2}\right) \exp \left[\int_0^{P(r)} \frac{2dP}{P + \rho(P)} \right].$$

where

$$m(r) = 4\pi \int_0^r \rho r^2 dr, \quad M = m(R_{ns}), \quad \rho = \rho_0 \left(1 + \frac{E_T}{c^2}\right). \quad (2)$$

In general relativity, a total density of matter ρ is considered, which includes the total rest energy density ρ_0 and internal energy E_T . The mass M is the total gravitating mass, which includes the gravitational energy; therefore, the total energy of an NS is $E = Mc^2$ and the total energy e inside a radius r is $e(r) = m(r)c^2$. From the general relativity equations it follows that the baryon density n is related to the number of baryons (quarks) $f(r)$ inside the radius r , as [12]

$$f(r) = 4\pi \int_0^r n r^2 \left(1 - \frac{2Ge}{c^2 r}\right)^{-1/2} dr, \quad N = f(R_{ns}), \quad \rho_0 = n m_u, \quad M_0 = N m_u, \quad (3)$$

where M_0 - is the baryonic rest mass in the NS.

For a uniform star n, ρ_0, E_T , and ρ do not depend on the radius, the integral in expression (3) is calculated analytically [13]

$$f(r) = \frac{2\pi n}{(D)^{3/2}} \left[\sin^{-1}(r\sqrt{D}) - r\sqrt{D}\sqrt{1 - r^2 D} \right], \quad D = \frac{8\pi\rho G}{3c^2} \quad (4)$$

To relate the NS radius R to the density ρ , it is necessary to find the extremum of the function $M(\rho_0)$ at a fixed value of the number of baryons in the star N , which are written as

$$M = \frac{4\pi}{3} \rho R^3 = \frac{4\pi}{3c^2} \rho_0 (c^2 + E_T) R^3, \quad N = \frac{2\pi\rho_0}{m_u D^{3/2}} \left[\sin^{-1}(R\sqrt{D}) - R\sqrt{D}\sqrt{1 - R^2 D} \right]. \quad (5)$$

Differentials dM and dN are a liner combination of differentials dR and $d\rho_0$. For a fixed number of baryons, with $dN = 0$, we obtain a linear connection between dR and $d\rho_0$, and connection $M(\rho_0)$. The equilibrium condition

$$\frac{dM}{d\rho_0} = 0. \quad (6)$$

gives us the following algebraic equation for the equilibrium of the uniform barotropic NS or SS star in GR [7]

$$\frac{P}{\rho c^2} = \frac{\Phi_0(x)}{\Phi_1(x)}, \quad (7)$$

where

$$\begin{aligned} \Phi_0(x) &= 2x^3 - 3\sqrt{1-x^2}(\sin^{-1} x - x\sqrt{1-x^2}) = x(3-x^2) - 3\sqrt{1-x^2}\sin^{-1} x, \\ \Phi_1(x) &= -2x^3 + 9\sqrt{1-x^2}(\sin^{-1} x - x\sqrt{1-x^2}) = x(7x^2-9) + 9\sqrt{1-x^2}\sin^{-1} x. \end{aligned} \quad (8)$$

$$x = R\sqrt{D} = \sqrt{\frac{R_g}{R}}, \quad R_g = \frac{2GM}{c^2}. \quad (9)$$

Fig. 1 shows the dependence $\frac{P}{\rho c^2}(x)$, determined by equation (7). When the denominator on the right-hand side of (7) decreases to zero, the ratio $\frac{P}{\rho c^2}$ and the density ρ tend to infinity. The abscissa of the vertical dashed line $x = x_l$ in Fig. 1 corresponds to the zero root of the denominator of (7), $x_l = 0.9849$. The horizontal dash-dotted line $\frac{P}{\rho c^2} = 1$ separates the physically permissible region from the upper region, where the principle of causality is violated, according to which the speed of sound in matter cannot exceed the speed of light.

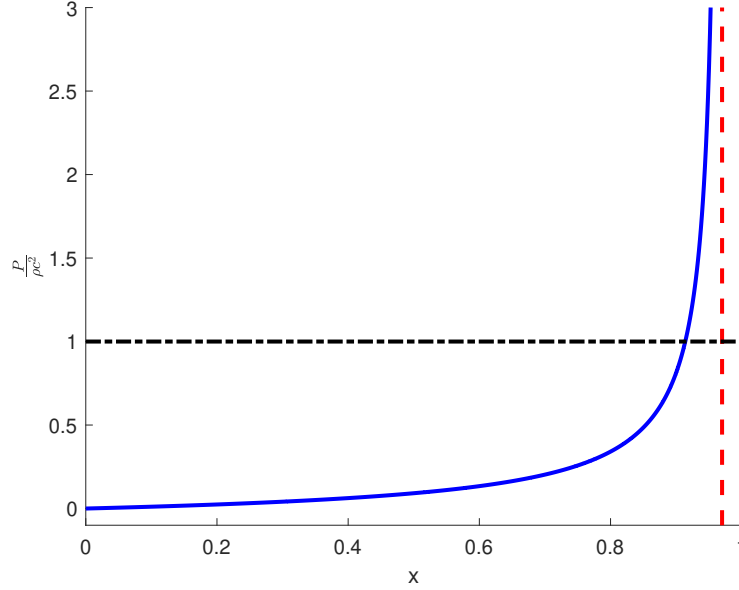


Figure 1: (Solid line) Dependence of $\frac{P}{\rho c^2}$ on the parameter x , according to (7). The abscissa of the vertical dashed line $x = x_l$ corresponds to the zero root of the denominator of (7), $x_l = 0.9849$. The horizontal dash-dotted line $\frac{P}{\rho c^2} = 1$ separates the physically admissible region from the upper region where the principle of causality is violated.

3 Construction of the equilibrium curve $M(\rho)$ for a uniform density model

The dependences $M(\rho)$ or $M(\rho_0)$ and $M(R)$ can be built using the following procedure.

1. Select an equation of state $P(\rho)$ or $P(\rho_0)$ given by formulas or tables.
2. Set the ratio of the gravitational radius of the star to the physical radius: $x^2 = \frac{R_g}{R}$.
3. Find the ratio of pressure to density for this value of x .
4. Find the value of the density from the equation of state.
5. Find the radius of the model from the definition of x in the form $R^2 = \frac{3c^2 x^2}{8\pi G \rho}$.
6. Finally, find the mass of the uniform-density model, $M = \frac{4\pi}{3} \rho R^3$.

The calculation results for several equations of state are presented in Figs. 2–4 from [7], which also include the dependence of $M(\rho)$ for arbitrary density distribution, obtained by solving the Oppenheimer-Volkoff equations [14].

A comparison of results for uniform density models with exact solutions of differential equations of equilibrium for various equations of state, including some from Bethe et al.(1975) [15] shows that the approximate value of the critical mass of a star exceeds the exact value by at most $\sim 20\%$. Critical

densities in the uniform density models turn out to be significantly lower than the values of central densities in numerical models and are comparable with average densities of these models.

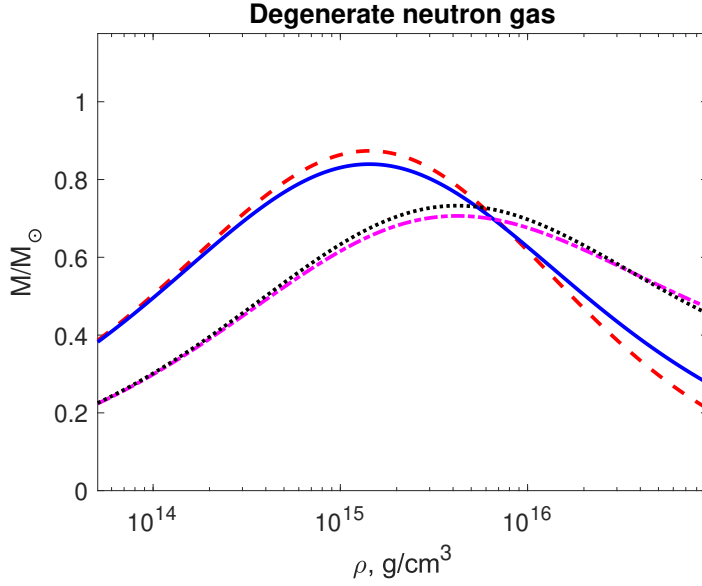


Figure 2: Degenerate neutron gas: dependence $M(\rho)$ in the case of a uniform density distribution (solid line), and the exact models (dash-dotted line); dependence $M_0(\rho)$ (dashed line) in the case of uniform density and (dotted line) the exact model.

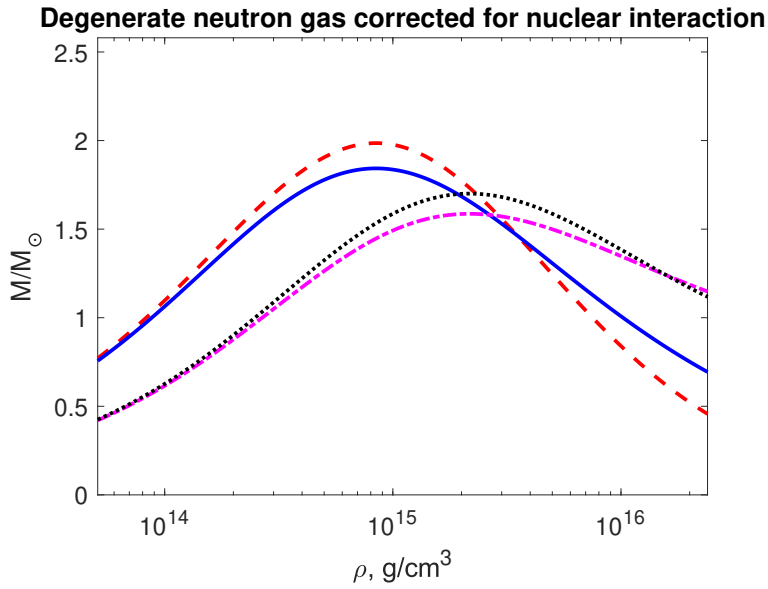


Figure 3: Degenerate neutron gas with a correction for nuclear interaction: the dependence $M(\rho)$ (solid line) in the case of a uniform density distribution and (dash-dotted line) the exact model; the dependence $M_0(\rho)$ (dashed line) in the case of uniform density and (dotted line) in the exact model.

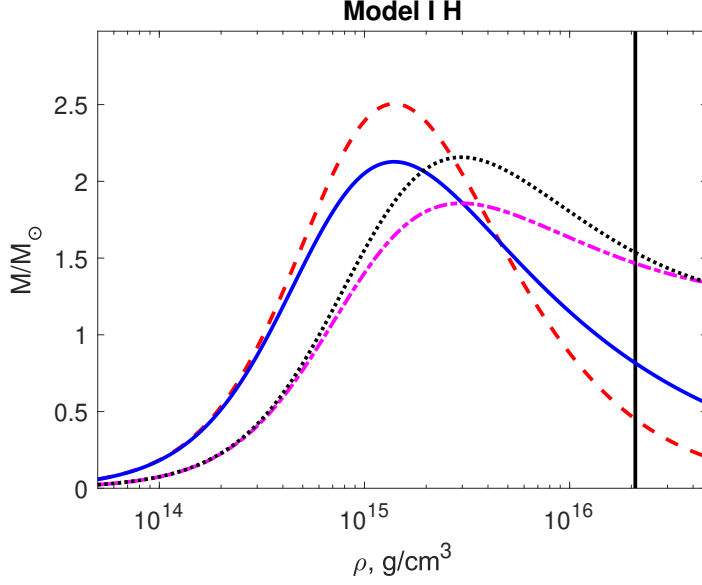


Figure 4: Model I H. The dependence $M(\rho)$ (solid line) in the case of a uniform density distribution and (dash-dotted line) in the exact model; the dependence $M_0(\rho)$ (dashed line) in the case of a uniform density and (dotted line) in the exact model. The vertical solid line shows at what density $v_s = c$ and $\rho = 2.2 \times 10^{16} \text{ g/cm}^3$.

4 Uniform-density strange stars

In [9], it was suggested that strange matter containing the strange s-quark could have zero pressure at a density close to that of nuclear matter. This hypothesis was formalized using the MIT bag model, within which the corresponding equation of state is written in the form [9]:

$$P = \frac{\rho c^2 - 4B}{3}, \quad \rho c^2 = \frac{4B}{1 - 3Q(x)} \quad (10)$$

where parameter B defines density at which pressure equals to zero $\rho_0 = 4B/c^2$.

Solution of algebraic equilibrium equation at this EOS can be obtained by substituting EOS (10) in (7) and can be written in the form [16]

$$M = \frac{1}{4} \left(\frac{3}{2\pi} \right)^{1/2} \frac{c^4}{G^{3/2} \sqrt{4B}} x^3 [1 - 3Q(x)]^{1/2}, \quad R = \frac{1}{2} \left(\frac{3}{2\pi} \right)^{1/2} \frac{c^2}{\sqrt{4GB}} x [1 - 3Q(x)]^{1/2}, \quad (11)$$

Here

$$\frac{P}{\rho c^2} = \frac{\Phi_0(x)}{\Phi_1(x)} = Q(x)$$

where functions $\Phi_0(x), \Phi_1(x)$ are determined by equation (8). Using (10), we obtain dependencies $M(\rho)$, $M(R)$ for homogeneous strange stars, presented in Figs. 5, 6 from [16]

Equilibrium state follows from the equation

$$\frac{dM}{d\rho} = \frac{dM}{dx} \frac{dx}{d\rho} = 0 \quad (12)$$

which is reduced to finding of the extremum of the function

$$\Psi_m = x^3 \sqrt{1 - 3Q(x)} \quad (13)$$

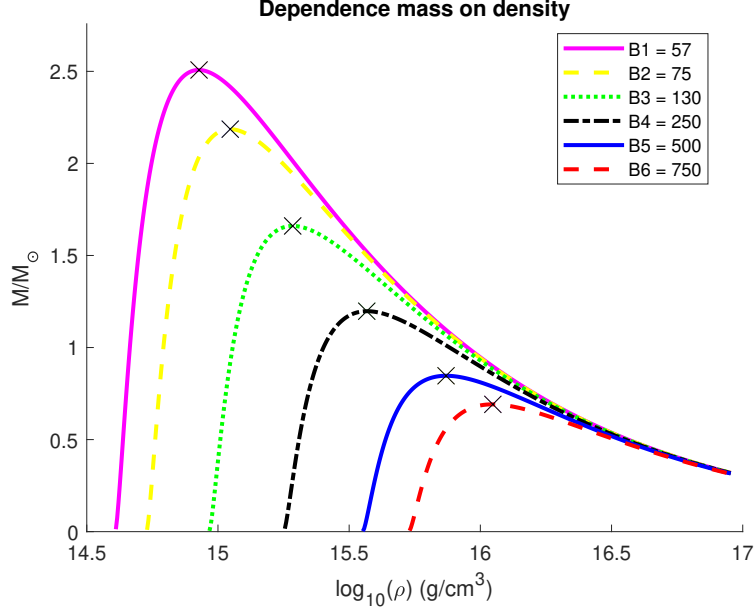


Figure 5: Dependence of mass on density $M(\rho)$ for different values of the bag constant B in the MIT bag model. Here B is given in units MeV/fm^3 . The curve maxima are indicated by crosses. The parameters of stars at maxima corresponding to critical states are presented in Table 1.

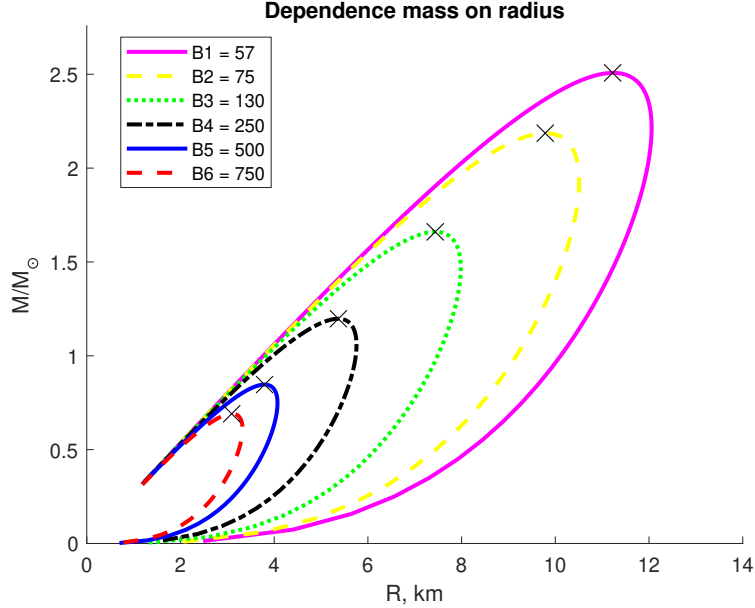


Figure 6: Dependence of mass on radius $M(R)$ for different values of the bag constant B in the MIT bag model. Here B is given in units MeV/fm^3 .

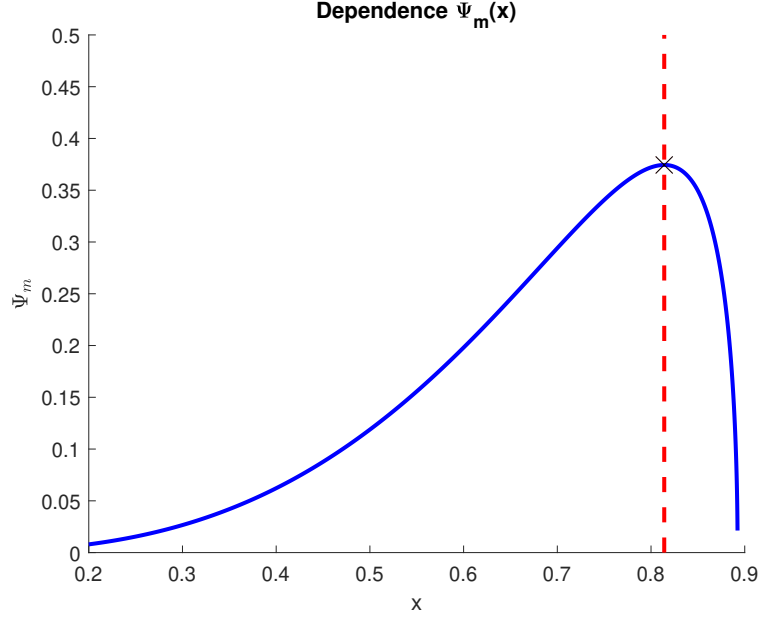


Figure 7: Dependence $\Psi_m(x)$. The maximum of the function is indicated by a cross, and its value is $x_m = 0.815$

and is defined by the equation

$$\frac{d\Psi_m}{dx} = 3x^2\sqrt{1-3Q(x)} - \frac{x^3 3Q'(x)}{2\sqrt{1-3Q(x)}} = \frac{3x^2}{2\sqrt{1-3Q(x)}}[2(1-3Q(x)) - xQ'(x)] = 0 \quad (14)$$

The result of the numerical solution of this equation is $x_m = 0.815$, which is valid for all values of the parameter B in EOS. This value determines the critical parameters M_m , ρ_m , R_m as function of B . In all models the loss of stability happens at the ratio $R_m/R_g = 1/x_m^2 = 1.5055$, for all values of the parameter B . The dependence of the function $\Psi_m(x)$ is shown at Fig.7.

Critical parameters as function of B can be written in the form:

$$M_m = \frac{1}{4} \left(\frac{3}{2\pi} \right)^{1/2} \frac{c^4}{G^{3/2}\sqrt{4B}} x_m^3 [1-3Q(x_m)]^{1/2} = \frac{1.52 \cdot 10^{18}}{\sqrt{4B}} M_\odot, \quad (15)$$

$$R_m = \frac{1}{2} \left(\frac{3}{2\pi} \right)^{1/2} \frac{c^2}{\sqrt{4GB}} x_m [1-3Q(x_m)]^{1/2} = \frac{6.78 \cdot 10^{23}}{\sqrt{4B}} \text{ cm} \quad (16)$$

$$\rho_m = \frac{4B}{c^2(1-3Q(x_m))} = 1.65 \cdot 10^{-21} 4B \text{ g/cm}^3 = 8.36 \frac{B}{c^2}, \quad x_m = 0.815, \quad Q(x_m) = 0.174 \quad (17)$$

Critical parameters of SS in the case of uniform density distribution are given in Table 1.

For the point of maximum mass, similar dependences were obtained in [9] by numerically solving the Oppenheimer-Volkov equation [14], see also [17]. To compare uniform and nonuniform density models of SS, models of cold SS were constructed for the case of a nonuniform density distribution, by integration of the Oppenheimer-Volkoff equation with the MIT bag equation of state. Figs. 8 - 10 show the mass-radius dependences for models with uniform density distribution and for the exact ones for different bag constants. The values at which nonuniform stars lose stability are given in Table 2.

5 Strange stars and confinement

The Standard model contains six flavors of quarks (q), named up (u), down (d), strange (s), charm (c), bottom (b), and top (t). Quark flavor properties are shown in Table 3. Baryons containing one or more

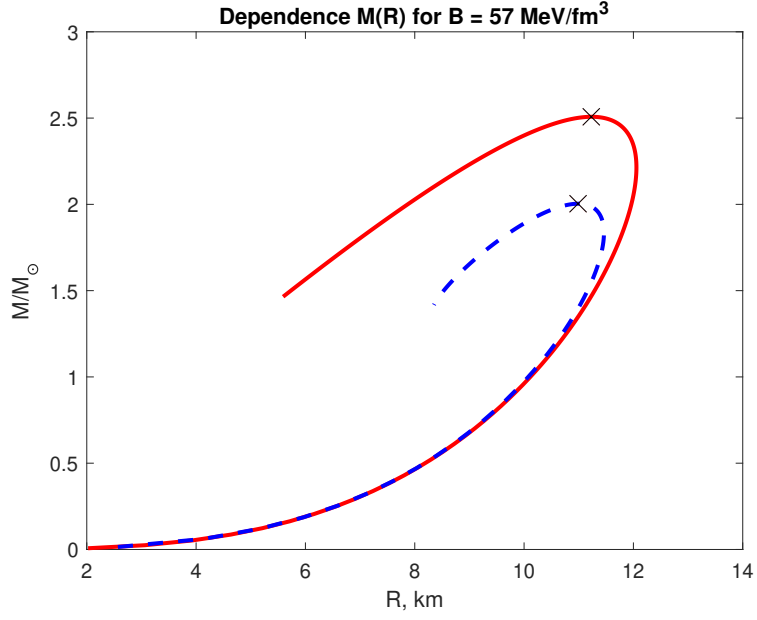


Figure 8: Dependence $M(R)$ for $B = 57 \text{ MeV/fm}^3$. The solid red line shows the dependence for the uniform model, the dashed blue line shows the exact model. The curve maxima are indicated by crosses.

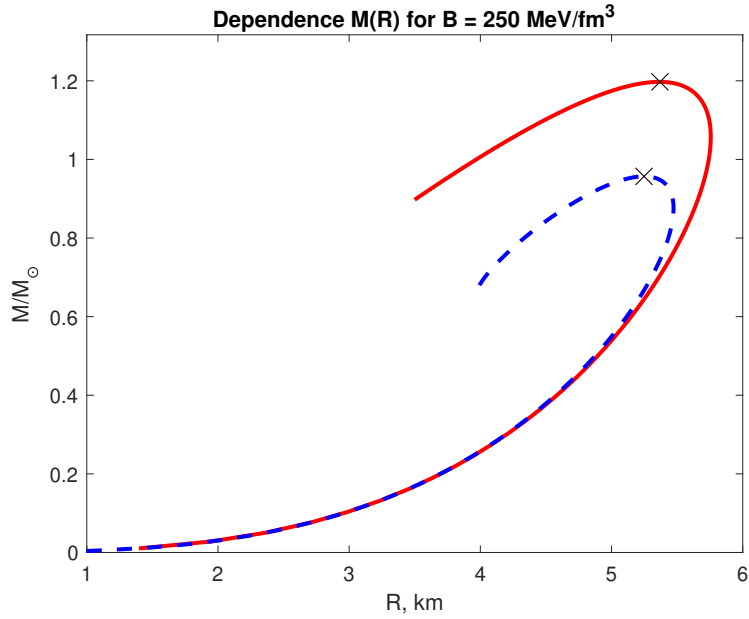


Figure 9: Dependence $M(R)$ for $B = 250 \text{ MeV/fm}^3$. The solid red line shows the dependence for the uniform model, the dashed blue line shows the exact model. The curve maxima are indicated by crosses.

Table 1: Critical parameters of homogeneous strange stars for different B . The density of the deconfinement point is defined by equation $\rho_0 = 4B/c^2$ g/cm³. To convert units of measurement to CGS, it is required to use $B = 1.78 \cdot 10^{12} B(\text{MeV}/\text{fm}^3) c^2(\text{erg}/\text{cm}^3)$.

$B, \text{MeV}/\text{fm}^3$	$\rho_0/10^{15}, \text{g}/\text{cm}^3$	M/M_\odot	$\rho/10^{15}, \text{g}/\text{cm}^3$	R, km
57	0.4	2.51	0.839	11.25
75	0.53	2.19	1.106	9.81
130	0.93	1.66	1.919	7.45
250	1.78	1.2	3.703	5.36
500	3.56	0.85	7.372	3.8
750	5.35	0.69	11.15	3.09

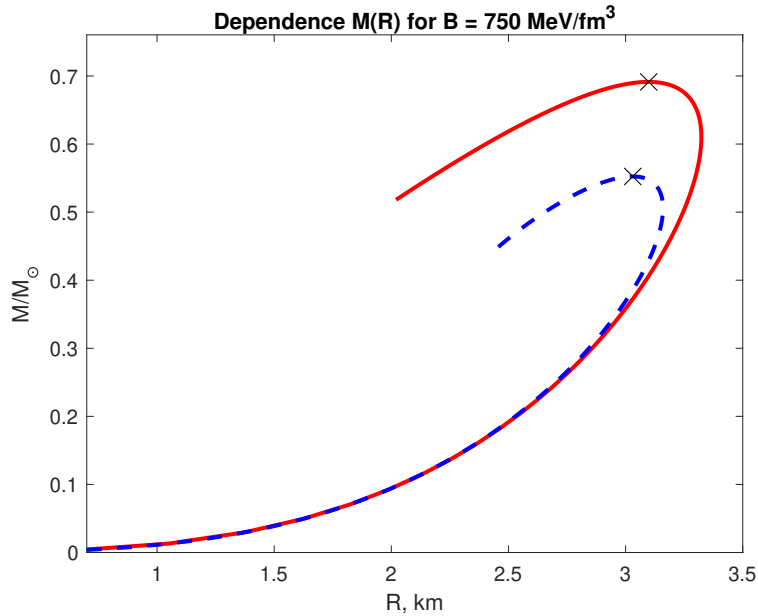


Figure 10: Dependence $M(R)$ for $B = 750 \text{ MeV}/\text{fm}^3$. The solid red line shows the dependence for the uniform model, the dashed blue line shows the exact model. The curve maxima are indicated by crosses.

Table 2: Critical parameters of exact model for different B . $\rho_0 = 4B/c^2$ g/cm³ is a density of the deconfinement point. To convert units of measurement to CGS, it is required to use $B = 1.78 \cdot 10^{12} B(\text{MeV}/\text{fm}^3) c^2(\text{erg}/\text{cm}^3)$.

$B, \text{MeV}/\text{fm}^3$	$\rho_0/10^{15}, \text{g}/\text{cm}^3$	M/M_\odot	$\rho/10^{15}, \text{g}/\text{cm}^3$	R, km
57	0.4	2	1.96	11
75	0.53	1.75	2.58	9.58
130	0.93	1.33	4.44	7.28
250	1.78	0.96	8.62	5.25
500	3.56	0.68	17.17	3.71
750	5.35	0.55	25.8	3.03

strange quarks but not having charm (c), bottom (b) or top (t) quarks, are called hyperons. Hyperons may exist in a stable form within neutron stars' cores. Some types of hyperons and their properties are shown in Table 4.

5.1 Experimental estimations

Energy density in the SPS CERN head-on experiments for transition to quark-gluon plasma (QGP), was estimated as about $3 \text{ GeV/fm}^3 \approx 5.6 \cdot 10^{15} \text{ g/cm}^3$ [18]. Experimental data from heavy ion collider, RHIC, gave estimation for lower limit for QGP formation as $\epsilon \approx 5 \text{ GeV/fm}^3 = 8.91 \cdot 10^{15} \text{ g/cm}^3$ [19]. It was obtained from data on PHENIX (RHIC) that the energy density at the point of QGP formation is at least $15 \text{ GeV/fm}^3 = 2.7 \cdot 10^{16} \text{ g/cm}^3$ [20]. In the experiment on LHC [21], the central energy density during formation of QGP in Pb+Pb collisions was estimated as $\epsilon \approx 21 \text{ GeV/fm}^3$.

5.2 Theoretical estimations

Numerous theoretical investigation with simplifying assumption had been performed during 30 years. Their results for QGP formation border are scattered between $150\text{--}200 \text{ MeV}$, what is more then an order of magnitude lower than the experimental results. It seems that the theory needs farther improvements, probably in choosing a more complicated models.

Table 3: Quark flavor properties (from Wikipedia)

Particle		Mass*	J	B	Q	I_3	C	S	T	B'	Antiparticle	
Name	Symbol	[MeV/ c^2]	[\hbar]		[e]						Name	Symbol
<i>First generation</i>												
up	u	$2.3 \pm 0.7 \pm 0.5$	$\frac{1}{2}$	$+\frac{1}{3}$	$+\frac{2}{3}$	$+\frac{1}{2}$	0	0	0	0	antiup	\bar{u}
down	d	$4.8 \pm 0.5 \pm 0.3$	$\frac{1}{2}$	$+\frac{1}{3}$	$-\frac{1}{3}$	$-\frac{1}{2}$	0	0	0	0	antidown	\bar{d}
<i>Second generation</i>												
charm	c	1275 ± 25	$\frac{1}{2}$	$+\frac{1}{3}$	$+\frac{2}{3}$	0	+1	0	0	0	anticharm	\bar{c}
strange	s	95 ± 5	$\frac{1}{2}$	$+\frac{1}{3}$	$-\frac{1}{3}$	0	0	-1	0	0	antistrange	\bar{s}
<i>Third generation</i>												
top	t	$173\,210 \pm 510 \pm 710^*$	$\frac{1}{2}$	$+\frac{1}{3}$	$+\frac{2}{3}$	0	0	0	+1	0	antitop	\bar{t}
bottom	b	4180 ± 30	$\frac{1}{2}$	$+\frac{1}{3}$	$-\frac{1}{3}$	0	0	0	0	-1	antibottom	\bar{b}

J - total angular moment, B - baryon number, Q - electric charge, I_3 - isospin, C - charm, S - strangeness, T - topness, B' - bottomness.

Table 4: Hyperons (from Wikipedia)

Particle	Symbol	Makeup	Rest mass [MeV/ c^2]	Isospin, I	Spin parity, J^P	$Q [e]$
Lambda	Λ^0	uds	1115.683(6)	0	$\frac{1}{2}^+$	0
Lambda resonance	$\Lambda(1405)$	uds	$1405.1^{+1.3}_{-1.0}$	0	$\frac{1}{2}^-$	0
Lambda resonance	$\Lambda(1520)$	uds	1519(1)	0	$\frac{3}{2}^-$	0
Sigma	Σ^+	uus	1189.37(7)	1	$\frac{1}{2}^+$	+1
Sigma	Σ^0	uds	1192.642(24)	1	$\frac{1}{2}^+$	0
Sigma	Σ^-	dds	1197.449(30)	1	$\frac{1}{2}^+$	-1
Sigma resonance	$\Sigma^{*+}(1385)$	uus	1382.8(4)	1	$\frac{3}{2}^+$	+1
Sigma resonance	$\Sigma^{*0}(1385)$	uds	1383.7(1.0)	1	$\frac{3}{2}^+$	0
Sigma resonance	$\Sigma^{*-}(1385)$	dds	1387.2(5)	1	$\frac{3}{2}^+$	-1
Omega	Ω^-	sss	1672.45(29)	0	$\frac{3}{2}^+$	-1

6 Conclusion

From comparison of the parameters in the calculated models with experimental results we see that the results for values of B could be considered as realistic only for maximal values of B , and even larger. At large B the loss of stability of a strange star happens at mass $< (0.5 - 0.7)M_{\odot}$, what is much lower than the maximum neutron star masses for all equation of states. We could conclude therefore, that strange stars are not forming in the process of stellar evolution. A matter density in strange stars is comparable with the density at very early stages of universe expansion, where we could expect formation of SS at different masses without connection with stellar evolution. We may call it as Primordial Strange Stars (PSS) in analogy with Primordial Black Hole (PBH), in the case if both of them are real.

References

- [1] E.C. Stoner , London, Edinburgh Dublin Philos. Mag.J. Sci.: Ser. 7 **9** (60), 944 (1930).
- [2] R. H. Fowler, Mon. Not. R. Astron. Soc. **87**, 114 (1926).
- [3] J. Frenkel , Zeitschr. Phys. **50**, 234 (1928)
- [4] S. Chandrasekhar, Astrophysical Journal. **74**, 81 (1931)
- [5] E.L. Schatzman, White dwarfs. Amsterdam. North Holland (1958)
- [6] L.D. Landau , Phys. Zs. Sowjet. **1**, 285 (1932)
- [7] Bisnovatyi-Kogan G.S., Patraman E.A. Astronomy Reports **67**, 824 (2023)
- [8] Naurenberg M., Chapline G., Jr. ApJ, **179**, 277 (1973)
- [9] E. Witten, Phys. Rev. **D30**, 272 (1984).
- [10] L. D. Landau and E. M. Lifshitz, Course of Theoretical Physics, Vol. 2: The Classical Theory of Fields (Pergamon, Oxford, 1975; Fizmatgiz, Moscow, 2001).
- [11] Ya. B. Zel'dovich and I. D. Novikov, The Theory of the Gravitation and Stars Evolution (Nauka, Moscow, 1971) [in Russian].
- [12] G. S. Bisnovatyi-Kogan, Physical Problems in the Theory of Stellar Evolution (Nauka, Moscow, 1989) [in Russian].
- [13] I. S. Gradshteyn, I. M. Ryzhik, Table of integrals, series and products. New York: Academic Press, edited by Geronimus, Yu.V., Tseytlin, M.Yu. (4th ed.). (1965)
- [14] Oppenheimer J. R, and Volkoff G. M. Physical Review.- 1939. - Vol.55. - P.374-381.
- [15] R. C. Malone, M. B. Johnson, and H. A. Bethe, Astrophys. J. **199**, 741 (1975).
- [16] Bisnovatyi-Kogan G.S., Patraman E.A. Astronomy Reports (in press)
- [17] Naurenberg M., Chapline G., Jr. Nature, **264**, 235 (1976)
- [18] T. Alber, et al., Phys. Rev. Lett. 75 (1995) 3814.
- [19] Arsene I, et al. Nucl. Phys. A 757:1 (2005)
- [20] Adcox K, et al. Nucl. Phys. A 757:184 (2005)
- [21] J. Adam, D. Adamová, M. M. Aggarwal, G. Aglieri Rinella, M. Agnello, N. Agrawal, Z. Ahammed, S. Ahmad, S. U. Ahn, Phys. Rev. C 94, (2016)