

Boundary flow and geometric realization in holographic $T\bar{T}$ -deformed BCFT

Feiyu Deng^{a,b}

^a*Institute of Theoretical Physics, Chinese Academy of Sciences, Beijing 100190, China*

^b*School of Physical Sciences, University of Chinese Academy of Sciences, Beijing 100049, China*

E-mail: dengfy@itp.ac.cn

ABSTRACT: We study the $T\bar{T}$ deformation of boundary conformal field theories (BCFTs) from an intrinsic field-theoretic perspective. Formulating the deformation as a modification of the asymptotic variational principle in AdS_3 , we obtain the exact quadratic trace relation for the stress tensor without introducing a finite radial cutoff, which we take as the fundamental definition of the deformed theory. When restricted to a BCFT without independent boundary degrees of freedom, the intrinsic $T\bar{T}$ deformation becomes genuinely boundary-localized. Imposing reflective boundary conditions collapses the bulk composite operator to a universal one-dimensional irrelevant flow governed entirely by the displacement operator. We integrate this flow in closed form and derive an induced boundary action, showing that the deformation reorganizes existing boundary data without introducing new boundary degrees of freedom. We further establish a precise equivalence between a fixed-boundary description and a moving-boundary description, interpreted as a reparametrization of the variational problem rather than physical boundary dynamics.

On the holographic side, we analyze two inequivalent realizations in $\text{AdS}_3/\text{BCFT}_2$, referred to as Type A and Type B. In Type A, a rigid cutoff surface intersects the end-of-the-world brane at finite position, leading to an apparent boundary displacement. In Type B, the cutoff surface is asymptotically AdS_2 , so that the BCFT boundary is geometrically pinned and the displacement operator vanishes identically. Using entanglement entropy at zero and finite temperature, we disentangle universal consequences of the intrinsic boundary-localized flow from features that depend on the holographic implementation.

Contents

1	Introduction	1
2	Intrinsic boundary formulation of the $T\bar{T}$ deformation and its holographic realizations	4
2.1	BCFT kinematics and boundary Ward identities	5
2.2	Displacement operator	6
2.3	Intrinsic definition of the $T\bar{T}$ deformation in AdS_3	8
2.4	Two equivalent holographic pictures	10
3	Boundary-localized flow induced by the $T\bar{T}$ deformation	12
3.1	Restriction of the $T\bar{T}$ operator to the boundary	12
3.2	Boundary trace relation and solution in terms of the displacement operator	14
3.3	Boundary-localized flow equation	15
3.4	Why the boundary-localized $T\bar{T}$ flow is governed by the displacement operator	16
3.5	Fixed–moving boundary equivalence	17
3.6	Integration of the flow and induced boundary action	19
3.7	Inverting the boundary shift to obtain \mathcal{D} and holographic specialization	21
4	Type A: boundary deformed	24
4.1	Zero temperature case: pure AdS_3	25
4.2	Finite temperature case: BTZ	28
5	Type B: boundary preserved	30
5.1	Zero temperature case: pure AdS_3	31
5.2	Finite temperature case: BTZ	33
6	Conclusion and discussion	36

1 Introduction

Irrelevant deformations of quantum field theories provide a controlled arena in which ultraviolet structure, nonlocality, and gravitational dynamics can be investigated within a single framework. Among such deformations, the $T\bar{T}$ deformation of two-dimensional conformal field theories occupies a distinguished position due to its remarkable solvability and its close connection to three-dimensional gravity [1–3]. Despite being irrelevant in the renormalization-group sense, the deformation retains a high degree of analytic control, including exact flow equations for the energy spectrum, correlation functions, and the stress tensor [2, 4]. For recent developments on $T\bar{T}$ deformation, see [5–17].

A particularly sharp formulation of the $T\bar{T}$ deformation is provided by holography. Rather than introducing the deformation through an explicit composite-operator insertion, one may define it intrinsically by modifying the asymptotic variational principle of AdS_3 gravity [18, 19]. This mixed asymptotic boundary condition leads directly to the characteristic quadratic trace relation for the boundary stress tensor and furnishes a nonperturbative definition of the deformed theory. Finite-radial-cutoff constructions are often employed as concrete geometric realizations of this intrinsic definition [18, 20]. However, in the presence of physical boundaries, the relation between the intrinsic mixed-boundary-condition formulation and specific cutoff geometries becomes more subtle and requires careful disentanglement.

Boundary conformal field theories (BCFTs) introduce additional universal structure. They are characterized by boundary Ward identities and by the displacement operator, which governs the response of the theory to deformations of the boundary embedding [21, 22]. The displacement operator is defined purely by diffeomorphism Ward identities and is an intrinsic operator of the undeformed BCFT. In this work we restrict attention to BCFTs without independent boundary degrees of freedom, so that all boundary responses are fixed by Ward identities. Although the $T\bar{T}$ deformation does not introduce new local degrees of freedom, its effect on BCFT observables and its interplay with boundary geometry are a priori nontrivial.

A central goal of this work is to give an intrinsic and fully explicit account of how the $T\bar{T}$ flow acts on BCFT data. While the deformation remains intrinsically two-dimensional, we show that once reflective boundary conditions are imposed, its nontrivial action is entirely encoded at the physical boundary. Our analysis is formulated directly in terms of BCFT Ward identities and does not rely on any particular choice of geometric cutoff prescription.

On the field-theory side, we demonstrate that restricting the intrinsic $T\bar{T}$ deformation to a BCFT induces a boundary-localized irrelevant flow governed entirely by the displacement operator. The bulk composite operator collapses to a universal one-dimensional functional supported on the boundary, which can be integrated in closed form. We further establish a precise equivalence between two field-theoretic descriptions of this boundary deformation: a fixed-boundary picture, in which the deformation is encoded in an induced boundary action, and a moving-boundary picture, in which the same deformation is represented as a λ -dependent reparametrization of the boundary embedding. These two descriptions are related by a variational (Legendre-type) transformation and represent equivalent parameterizations of the same intrinsic boundary-localized flow.

Conceptual remark (to avoid confusion).

Two distinct notions of “boundary motion” appear in this work and should not be conflated.

- *Fixed-moving boundary equivalence* is a field-theoretic statement. It relates two equivalent parameterizations of the same variational problem and concerns the space of classical solutions, without introducing a propagating boundary degree of freedom.
- *Type A versus Type B* refers to inequivalent holographic realizations of the same intrinsic $T\bar{T}$ deformation. The distinction is geometric and depends on how the cutoff surface intersects the end-of-the-world brane.

These two distinctions belong to different logical layers of the construction.

On the holographic side, we analyze two bulk realizations of the same intrinsic deformation in $\text{AdS}_3/\text{BCFT}_2$, which we refer to as Type A and Type B. In Type A, a rigid Dirichlet cutoff surface intersects the end-of-the-world brane at finite position, leading to an apparent displacement of the physical BCFT boundary in the induced geometry [23, 24]. In Type B, the cutoff surface is chosen such that its induced metric is asymptotically AdS_2 . The BCFT boundary then coincides with the AdS_2 conformal boundary and is geometrically pinned, so that no finite boundary displacement occurs and the displacement operator vanishes identically. While both constructions implement the same intrinsic $T\bar{T}$ deformation, they encode boundary data in geometrically distinct ways.

As quantitative diagnostics, we compute the entanglement entropy in Type A and Type B geometries at zero and finite temperature and compare the results with BCFT expectations [23, 25]. These computations provide a concrete probe of which features are universal consequences of the intrinsic boundary-localized $T\bar{T}$ flow and which depend on the specific holographic implementation.

Conceptual summary and scope. The central message of this work is that the intrinsic $T\bar{T}$ deformation, when restricted to a BCFT without independent boundary degrees of freedom, collapses to a boundary-localized irrelevant flow governed by the displacement operator. This flow admits equivalent fixed-boundary and moving-boundary descriptions at the level of the variational problem, while allowing for inequivalent geometric realizations in holography. Distinguishing these logical layers clarifies the role of boundaries in $T\bar{T}$ -deformed theories.

The organization of this paper is as follows. In Section 2 we review the intrinsic formulation of the $T\bar{T}$ deformation and the relevant BCFT Ward identities. In Section 3 we derive the boundary-localized flow and establish the fixed-moving boundary equivalence. Sections 4 and 5 analyze the Type A and Type B holographic realizations and their entanglement entropy. We conclude in Section 6 with a discussion of conceptual implications and open problems.

2 Intrinsic boundary formulation of the $T\bar{T}$ deformation and its holographic realizations

In this section we establish the conceptual and kinematical framework underlying the $T\bar{T}$ deformation of boundary conformal field theories (BCFTs). Our goal is not to introduce new dynamical input, but to clarify how the deformation is defined intrinsically, how it interfaces with the universal structure of BCFTs, and how it admits equivalent geometric representations in holography. Throughout, we keep sharply separated the definition of the deformation from any particular geometric realization.

The starting point is the intrinsic characterization of the $T\bar{T}$ deformation as a modification of the trace Ward identity, rather than as the addition of a conventional local operator to the action. In holography, this viewpoint is naturally implemented by a mixed asymptotic variational principle in AdS_3 gravity, which leaves the bulk dynamics unchanged while altering which combination of boundary data is held fixed. This construction provides a nonperturbative and cutoff-independent definition of the deformation, with the familiar quadratic trace relation emerging as a direct consequence of Weyl consistency.

When the theory is restricted to a BCFT, the presence of a physical boundary $\Sigma = \partial M$ introduces additional universal kinematical structure. Diffeomorphism invariance in the presence of Σ leads to boundary Ward identities, including the reflective boundary condition that forbids energy–momentum flow across the boundary. Normal deformations of the boundary embedding are governed by a distinguished local operator, the displacement operator. This operator is fixed entirely by symmetry and kinematics: it is defined as the response of the generating functional to shape deformations of Σ and is identified with the normal–normal component of the stress tensor at the boundary.

A central theme of this section is the role of the displacement operator as the interface between intrinsic boundary data and geometric descriptions. On the field-theory side, it provides the unique local generator of boundary displacements. On the holographic side, it mediates the equivalence between different ways of implementing the same intrinsic $T\bar{T}$ deformation. In particular, modifying the asymptotic variational principle while keeping the physical boundary fixed can be reinterpreted, without changing the physics, as keeping the asymptotic boundary condition fixed while allowing the physical boundary to adjust its embedding. These descriptions are not distinct deformations, but different parameterizations of the same variational problem.

The purpose of this section is therefore preparatory. We do not yet specialize to particular bulk geometries or to specific choices of cutoff surfaces. Instead, we isolate the universal kinematical ingredients that will be used in later sections to analyze concrete holographic realizations and physical observables. By keeping the intrinsic definition of the deformation logically separate from its geometric representations, we ensure that subsequent constructions can be interpreted unambiguously.

The section is organized as follows. We first review BCFT kinematics and boundary Ward identities, emphasizing the origin and meaning of reflective boundary conditions. We then define the displacement operator intrinsically and discuss its scaling properties as a boundary operator. Next, we formulate the intrinsic $T\bar{T}$ deformation in AdS_3 in

terms of a mixed asymptotic variational principle and derive the associated trace Ward identity. Finally, we explain how this intrinsic definition admits equivalent holographic representations, which will be exploited in later sections.

2.1 BCFT kinematics and boundary Ward identities

We work throughout in Euclidean signature. Let M be a two-dimensional manifold with a one-dimensional boundary $\Sigma = \partial M$. We introduce local coordinates (t, x) adapted to the boundary such that Σ is located at a fixed value of the normal coordinate, $x = x_\Sigma$. The coordinate t parametrizes the tangential direction along Σ , while x measures proper distance transverse to the boundary.

We denote by n^α the outward-pointing unit normal vector to Σ . On a flat background metric $g_{\alpha\beta} = \delta_{\alpha\beta}$, a convenient choice is

$$n^\alpha = (0, 1) , \quad n_\alpha = (0, 1) , \quad (2.1)$$

so that contractions with n^α project onto the transverse (x) direction. Accordingly, we adopt the shorthand notation

$$nn \equiv xx , \quad tn \equiv tx , \quad (2.2)$$

for normal–normal and tangential–normal components of tensor quantities.

Stress tensor. The stress tensor is defined kinematically as the response of the generating functional $W[g]$ to a variation of the background metric,

$$\delta W[g] = \frac{1}{2} \int_M d^2x \sqrt{g} T^{\alpha\beta} \delta g_{\alpha\beta} . \quad (2.3)$$

This definition remains valid in the presence of a boundary, provided that metric variations are chosen consistently with the prescribed boundary conditions.

Consider an infinitesimal diffeomorphism generated by a vector field ξ^α . The induced variation of the metric is

$$\delta_\xi g_{\alpha\beta} = \nabla_\alpha \xi_\beta + \nabla_\beta \xi_\alpha . \quad (2.4)$$

Substituting this variation into (2.3) and integrating by parts yields

$$\delta_\xi W[g] = - \int_M d^2x \sqrt{g} (\nabla_\alpha T^{\alpha\beta}) \xi_\beta + \int_\Sigma ds \sqrt{\gamma} n_\alpha T^{\alpha\beta} \xi_\beta , \quad (2.5)$$

where γ denotes the induced metric on the boundary Σ and ds its proper line element. The first term governs the bulk Ward identity, while the second term encodes the response to diffeomorphisms acting nontrivially at the boundary.

Ward identities. Requiring invariance of the generating functional under arbitrary bulk diffeomorphisms immediately implies conservation of the stress tensor in the interior of M ,

$$\nabla_\alpha T^{\alpha\beta} = 0 , \quad \text{in the bulk of } M, \quad (2.6)$$

which is the standard Ward identity associated with translational invariance and holds independently of the presence of a boundary [26, 27].

Additional constraints arise from the boundary term in (2.5). To extract these constraints, we restrict attention to diffeomorphisms that preserve the location of the boundary. Such transformations are generated by vector fields ξ^α that are tangent to Σ ,

$$\xi^\alpha|_\Sigma = (\xi^t(t), 0) , \quad (2.7)$$

corresponding physically to infinitesimal translations along the boundary direction.

Requiring $\delta_\xi W[g] = 0$ for arbitrary tangential $\xi^t(t)$ then implies the boundary Ward identity

$$n_\alpha T^{\alpha t}|_\Sigma = 0 . \quad (2.8)$$

In flat coordinates this condition reduces to

$$T_{tx}|_\Sigma = 0 . \quad (2.9)$$

Equation (2.9) expresses the absence of energy–momentum flux across the boundary: the momentum component normal to Σ vanishes identically. This “reflective” boundary condition is the defining local constraint of a BCFT and ensures that the boundary does not exchange energy or momentum with bulk degrees of freedom [21, 22].

It is important to emphasize that (2.9) is not an additional assumption. Rather, it follows directly from diffeomorphism invariance once one restricts to boundary-preserving coordinate transformations. Together with bulk conformal invariance, this condition fixes the universal structure of stress-tensor correlators near the boundary and underlies the standard BCFT operator algebra.

In the next subsection, we will relax the restriction to boundary-preserving diffeomorphisms and consider variations that deform the shape of Σ itself. The corresponding response defines the displacement operator, which will play a central role in formulating the $T\bar{T}$ deformation intrinsically in the presence of a boundary.

2.2 Displacement operator

The presence of a physical boundary Σ explicitly breaks translation invariance in the direction normal to the boundary. In a theory without boundary, invariance under constant shifts of the normal coordinate leads to a Ward identity expressing conservation of the corresponding momentum flux. In a BCFT this symmetry is absent: translating the system in the normal direction changes the location of the boundary itself and therefore does not define a symmetry of the theory. As a result, the Ward identity associated with normal translations is replaced by a localized operator insertion supported on Σ , known as the *displacement operator* [22].

An intrinsic definition of the displacement operator is obtained by considering infinitesimal deformations of the boundary embedding in the normal direction,

$$x_\Sigma \longrightarrow x_\Sigma + \delta x(t) . \quad (2.10)$$

Such a deformation changes the domain of the path integral, or equivalently the shape of the manifold M , while keeping the bulk metric $g_{\alpha\beta}$ fixed. By definition, the linear response of the generating functional to this shape variation takes the form

$$\delta W[g] \Big|_{\text{shape}} = \int_{\Sigma} dt \mathcal{D}(t) \delta x(t) , \quad (2.11)$$

which defines $\mathcal{D}(t)$ as a local operator supported on the boundary. Equation (2.11) is the boundary analogue of the variational definition (2.3) of the stress tensor, with $\delta x(t)$ playing the role of the geometric source conjugate to $\mathcal{D}(t)$.

The relation between the displacement operator and the stress tensor follows by interpreting the boundary deformation (2.10) as a diffeomorphism that moves the boundary in the normal direction. Consider a vector field ξ^α such that, on Σ ,

$$\xi^x|_{\Sigma} = \delta x(t) , \quad \xi^t|_{\Sigma} = 0 , \quad (2.12)$$

and extend ξ^α smoothly into the interior of M . Substituting the induced metric variation $\delta_\xi g_{\alpha\beta} = \nabla_\alpha \xi_\beta + \nabla_\beta \xi_\alpha$ into the defining relation (2.3) and repeating the integration by parts leading to (2.5), one finds

$$\delta_\xi W[g] = - \int_M d^2x \sqrt{g} (\nabla_\alpha T^{\alpha\beta}) \xi_\beta + \int_{\Sigma} ds \sqrt{\gamma} n_\alpha T^{\alpha\beta} \xi_\beta . \quad (2.13)$$

Using bulk stress-tensor conservation (2.6), the bulk term vanishes identically and the variation reduces to a boundary contribution. On a flat background, where $\sqrt{\gamma} = 1$ and $ds = dt$, this yields

$$\delta_\xi W[g] = \int_{\Sigma} dt T_{xx}(t) \delta x(t) . \quad (2.14)$$

Comparing (2.14) with the defining relation (2.11), we obtain the exact operator identity

$$\mathcal{D}(t) = T_{nn}|_{\Sigma} = T_{xx}|_{\Sigma} . \quad (2.15)$$

This identification is universal and scheme-independent: the displacement operator is precisely the normal-normal component of the stress tensor evaluated at the boundary.

We now clarify the scaling properties of \mathcal{D} and explain in what sense it is an *irrelevant* operator from the perspective of the one-dimensional boundary theory. The key point is that BCFT admits two compatible notions of scaling dimension: the dimension inherited from the ambient two-dimensional conformal symmetry, and the dimension relevant for deformations of the one-dimensional boundary action. The displacement operator carries the former, while irrelevance is determined by the latter.

Since \mathcal{D} is obtained by restricting the bulk stress tensor to the boundary, its scaling dimension is fixed by two-dimensional conformal invariance. In two dimensions the stress tensor has scaling dimension 2, which implies

$$[\mathcal{D}]_{2d} = 2 . \quad (2.16)$$

This is the sense in which the displacement operator is often referred to as a dimension-two operator in the BCFT literature [22].

To assess relevance as a boundary deformation, one must instead compare the operator dimension to the dimensionality of the integration measure on Σ . A local boundary deformation takes the schematic form

$$\delta W \sim \int_{\Sigma} dt \lambda_{\mathcal{O}} \mathcal{O}(t) , \quad (2.17)$$

so that the coupling $\lambda_{\mathcal{O}}$ has dimension

$$[\lambda_{\mathcal{O}}] = 1 - [\mathcal{O}]_{1d} . \quad (2.18)$$

An operator is marginal on the boundary if $[\mathcal{O}]_{1d} = 1$, relevant if $[\mathcal{O}]_{1d} < 1$, and irrelevant if $[\mathcal{O}]_{1d} > 1$.

For the displacement operator, the same scaling that fixes (2.16) implies that under a boundary dilatation $t \rightarrow \Lambda t$, $\mathcal{D}(t)$ transforms with weight two. Equivalently, its boundary two-point function exhibits the universal short distance behavior

$$\langle \mathcal{D}(t) \mathcal{D}(0) \rangle \sim \frac{1}{t^4} \quad (t \rightarrow 0) , \quad (2.19)$$

characteristic of a dimension-two operator on the line. Thus, when regarded as a one-dimensional boundary operator,

$$[\mathcal{D}]_{1d} = 2 . \quad (2.20)$$

Since $[\mathcal{D}]_{1d} > 1$, the displacement operator is irrelevant as a boundary deformation. Equivalently, a coupling multiplying $\int dt \mathcal{D}$ would have negative mass dimension and would therefore require ultraviolet input beyond perturbation theory.

Despite being irrelevant, the displacement operator is highly constrained. Its normalization and operator meaning are fixed by diffeomorphism invariance and the boundary Ward identities: it is the unique local operator that generates normal deformations of the boundary embedding. This kinematical protection explains its universal role in BCFT and motivates its appearance as the natural building block for intrinsic formulations of irrelevant boundary deformations in later sections.

2.3 Intrinsic definition of the $T\bar{T}$ deformation in AdS_3

In two-dimensional quantum field theory, the $T\bar{T}$ deformation is most naturally characterized not by the addition of a conventional local operator to the action, but by a modification of the trace Ward identity. Its defining feature is a nonlinear, local relation between the trace of the stress tensor and quadratic combinations of its components [1–3]. From a holographic perspective, this formulation poses a sharp question: how should such a modified trace Ward identity be implemented directly in the gravitational dual?

In the $\text{AdS}_3/\text{CFT}_2$ correspondence, Ward identities of the boundary theory are encoded in the asymptotic variational principle of the bulk gravitational action. In particular, the trace Ward identity is determined by the response of the renormalized on-shell action under boundary Weyl transformations [28–31]. This observation motivates an intrinsic gravitational definition of the $T\bar{T}$ deformation: rather than introducing a finite radial cutoff or modifying the bulk equations of motion, one alters the asymptotic variational problem at

infinity so that Weyl transformations remain well defined but act on a different choice of boundary data. Related perspectives emphasizing the role of boundary conditions and variational principles in irrelevant deformations have appeared in a variety of contexts, including warped and chiral deformations [19]. In the specific case of the $T\bar{T}$ deformation in AdS_3 , this viewpoint was made concrete through an explicit holographic implementation in Refs. [18, 20].

We therefore consider three-dimensional Einstein gravity with negative cosmological constant,

$$S_{\text{bulk}} = \frac{1}{16\pi G_N} \int d^3x \sqrt{g} (R + 2/\ell^2), \quad (2.21)$$

supplemented by the Gibbons–Hawking term and the standard local counterterms required by holographic renormalization [30–33]. Near the asymptotic boundary the metric is written in Fefferman–Graham form,

$$ds^2 = \frac{\ell^2}{4\rho^2} d\rho^2 + g_{\alpha\beta}(\rho, x) dx^\alpha dx^\beta, \quad (2.22)$$

with the near-boundary expansion

$$g_{\alpha\beta}(\rho, x) = \frac{1}{\rho} g_{\alpha\beta}^{(0)}(x) + g_{\alpha\beta}^{(2)}(x) + \rho g_{\alpha\beta}^{(4)}(x), \quad (2.23)$$

which truncates in three bulk dimensions [30].

The renormalized Brown–York stress tensor associated with the asymptotic boundary is defined as

$$T_{\alpha\beta} = -\frac{1}{8\pi G_N} \left(K_{\alpha\beta} - K g_{\alpha\beta} - \frac{1}{\ell} g_{\alpha\beta} \right), \quad (2.24)$$

where $K_{\alpha\beta}$ is the extrinsic curvature of a regulated boundary surface and the term proportional to $g_{\alpha\beta}$ is the standard local counterterm in AdS_3 [28, 30, 33]. Evaluating (2.24) in Fefferman–Graham gauge gives

$$T_{\alpha\beta} = \frac{1}{8\pi G_N \ell} \left(g_{\alpha\beta}^{(2)} - g_{\alpha\beta}^{(0)} g_{(0)}^{\gamma\delta} g_{\gamma\delta}^{(2)} \right), \quad (2.25)$$

with trace

$$T^\alpha{}_\alpha = -\frac{1}{8\pi G_N \ell} g_{(0)}^{\alpha\beta} g_{\alpha\beta}^{(2)}. \quad (2.26)$$

In the undeformed theory, the standard Dirichlet variational principle fixes the leading boundary metric $g_{\alpha\beta}^{(0)}$. Boundary Weyl transformations then act as redundancies of the renormalized variational problem, yielding the familiar conformal trace Ward identity, including the usual Weyl anomaly on curved backgrounds [29–31]. To implement a $T\bar{T}$ deformation intrinsically, one instead seeks a modified asymptotic variational principle in which the bulk dynamics is left unchanged, but the notion of which boundary data are held fixed is altered in a controlled and Weyl-consistent manner [18–20].

This requirement leads to a mixed asymptotic boundary condition. Rather than fixing $g_{\alpha\beta}^{(0)}$, one holds fixed the nonlinear combination

$$\gamma_{\alpha\beta}^{[\lambda]} \equiv g_{\alpha\beta}^{(0)} - \frac{\lambda}{4\pi G_N \ell} g_{\alpha\beta}^{(2)} + \frac{\lambda^2}{(4\pi G_N \ell)^2} g_{\alpha\beta}^{(4)}, \quad (2.27)$$

and imposes

$$\delta\gamma_{\alpha\beta}^{[\lambda]} = 0 \quad \text{at } \rho = 0. \quad (2.28)$$

This condition is intrinsic in the precise sense that it specifies the variational principle entirely in terms of asymptotic data at infinity, without introducing any finite cutoff surface or additional bulk degrees of freedom [18–20].

The defining property of (2.28) is its compatibility with boundary Weyl transformations. Specifically, we consider an infinitesimal Weyl rescaling of the boundary metric generated by an arbitrary local parameter $\sigma(x)$,

$$\delta_\sigma g_{\alpha\beta}^{(0)} = 2\sigma(x) g_{\alpha\beta}^{(0)}, \quad (2.29)$$

with $\sigma(x)$ an arbitrary smooth function on the boundary. Requiring $\delta_\sigma \gamma_{\alpha\beta}^{[\lambda]} = 0$ under this transformation, and using the bulk Einstein equations in Fefferman–Graham gauge to determine the induced variations of $g_{\alpha\beta}^{(2)}$ and $g_{\alpha\beta}^{(4)}$, one obtains a local, purely algebraic constraint on the renormalized stress tensor. In our conventions this constraint takes the form

$$T^\alpha{}_\alpha = -\frac{\pi\lambda}{2} \left(T_{\alpha\beta} T^{\alpha\beta} - (T^\alpha{}_\alpha)^2 \right), \quad (2.30)$$

which is precisely the defining trace flow equation of the $T\bar{T}$ deformation [1, 2, 18, 20].

Equation (2.30) should be understood as a modified trace Ward identity dictated by the asymptotic variational principle, rather than as the Euler–Lagrange equation of a local boundary term. Although the deformation is irrelevant in the renormalization-group sense, its implementation through a Weyl-consistent boundary condition ensures that the resulting flow remains local—indeed ultralocal in the stress tensor—and fully compatible with diffeomorphism invariance [2, 18, 20]. This intrinsic formulation will serve as a reference point for the discussion of equivalent holographic pictures and geometric realizations in subsequent subsections.

2.4 Two equivalent holographic pictures

The intrinsic formulation developed above defines the $T\bar{T}$ deformation entirely through a modification of the asymptotic variational principle of AdS_3 gravity. In particular, it makes no reference to a finite radial cutoff surface and does not require the introduction of additional bulk degrees of freedom. Nevertheless, this intrinsic definition admits geometric realizations in which the bulk spacetime is described in terms of a finite radial slice whose induced metric is identified with the background metric of the deformed theory. Such finite-cutoff descriptions have played a prominent role in the early holographic literature on $T\bar{T}$ deformations [18, 20].

From the intrinsic point of view adopted here, however, the finite-cutoff construction should be regarded as a particular *representation* of the same underlying deformation, rather than as part of its definition. The fundamental input is the mixed asymptotic boundary condition (2.27), which specifies which combination of near-boundary data is held fixed in the variational problem. Once this condition is imposed, different geometric

descriptions arise as different choices of variables used to parametrize the same space of classical solutions.

In the absence of a physical boundary, the equivalence between the intrinsic mixed boundary condition and the finite-cutoff description can be established explicitly by a change of variables relating asymptotic data at $\rho \rightarrow 0$ to data on a surface at finite $\rho = \rho_c$. In this case, the cutoff surface introduces no new physics: it merely provides a convenient geometric parametrization of the deformed theory.

In the presence of a BCFT boundary, the situation is more subtle. The field theory now contains a genuine codimension-one boundary Σ , which is holographically represented by an end-of-the-world brane or an equivalent bulk boundary condition. One must therefore distinguish carefully between two logically distinct operations: modifying the asymptotic boundary condition at infinity, and deforming the embedding of the physical boundary Σ itself. At first sight, these appear to correspond to different physical transformations.

A central claim that will be established in the following sections is that, within the intrinsic formulation of the $T\bar{T}$ deformation, these two operations are in fact equivalent descriptions of the same physics. Specifically, keeping the physical boundary Σ fixed while modifying the asymptotic variational principle according to (2.27) is equivalent to keeping the asymptotic boundary condition fixed while allowing the location of Σ to adjust. The operator that mediates this equivalence on the field-theory side is the displacement operator \mathcal{D} introduced earlier.

From the BCFT perspective, the equivalence can be understood as follows. The mixed asymptotic boundary condition modifies the trace Ward identity of the theory and induces a controlled response in the normal-normal component of the stress tensor. At the physical boundary, this component is identified with the displacement operator, $T_{nn}|_{\Sigma} = \mathcal{D}$. As shown in the preceding subsections, insertions of \mathcal{D} generate infinitesimal deformations of the boundary embedding. Consequently, the effect of changing the asymptotic boundary condition can be reinterpreted as a corresponding displacement of the physical boundary, with the intrinsic boundary condition itself held fixed.

From the bulk perspective, the same equivalence appears as a reparametrization of the variational problem. One may either impose the mixed boundary condition (2.28) at infinity and keep the end-of-the-world brane fixed, or impose standard asymptotic boundary conditions while allowing the location at which the brane is anchored relative to the asymptotic data to adjust. These two descriptions select the same set of classical bulk solutions and therefore give rise to identical boundary observables.

Throughout this work, we take the mixed asymptotic boundary condition as the fundamental definition of the $T\bar{T}$ deformation. Finite-cutoff descriptions and moving-boundary pictures will be used interchangeably as equivalent geometric representations of this intrinsic definition. This flexibility will prove useful when analyzing concrete observables, where one or the other picture may offer a more transparent geometric interpretation. The precise equivalence between these representations, and the role of the displacement operator in mediating it, will be demonstrated explicitly in the sections that follow.

3 Boundary-localized flow induced by the $T\bar{T}$ deformation

Scope and assumptions. Throughout this section we restrict attention to boundary conformal field theories without independent boundary degrees of freedom, in the sense that all local boundary responses are encoded in the restriction of the bulk stress tensor. This includes the standard Cardy-type BCFTs, for which the reflective boundary condition $T_{tx}|_{\Sigma} = 0$ holds as an operator identity and no additional dynamical boundary fields are present. In more general situations, such as BCFTs with intrinsic boundary dynamics or defect CFTs with independent boundary operator algebras, additional boundary operators may contribute to the response under irrelevant deformations. Our analysis does not address such cases and should be understood as providing the minimal and universal structure of the $T\bar{T}$ deformation in the absence of extra boundary degrees of freedom.

In this section we will combine the intrinsic definition of the $T\bar{T}$ deformation with the universal kinematical structure of boundary conformal field theories and show that the deformation induces a closed, purely boundary-localized flow. The analysis is entirely field-theoretic and relies only on Ward identities and the defining trace relation of the deformation. In particular, no reference is made to a finite radial cutoff, to bulk equations of motion, or to any specific holographic geometry.

The key observation is that, once the reflective boundary condition of a BCFT is imposed, the composite operator generating the $T\bar{T}$ deformation admits a drastic simplification at the boundary. Combined with the intrinsic trace relation, this simplification implies that all boundary stress-tensor data relevant for the deformation close algebraically on a single operator: the displacement operator governing normal deformations of the boundary embedding. As a result, the two-dimensional $T\bar{T}$ flow collapses to an effective one-dimensional irrelevant deformation supported entirely on the physical boundary $\Sigma = \partial M$.

We show that this boundary-localized flow admits a closed-form expression and can be integrated exactly, yielding a universal induced boundary action built solely from the displacement operator. This action resums an infinite tower of irrelevant boundary operators and captures the complete effect of the $T\bar{T}$ deformation on boundary observables.

Finally, we clarify the physical interpretation of this result by demonstrating the equivalence between two a priori distinct representations of the deformed BCFT. In a fixed-boundary representation, the deformation is encoded in a nonlinear boundary interaction, while in a moving-boundary representation the same effect is realized as a λ -dependent shift of the boundary embedding with the boundary condition held fixed. We show that these descriptions are related by a Legendre-type transformation and constitute two equivalent parameterizations of the same intrinsic boundary-localized flow.

3.1 Restriction of the $T\bar{T}$ operator to the boundary

We begin with the definition of the composite operator that generates the $T\bar{T}$ deformation in two-dimensional quantum field theory,

$$\mathcal{O}_{T\bar{T}} = -\frac{1}{2} \left(T_{\alpha\beta} T^{\alpha\beta} - (T^\alpha{}_\alpha)^2 \right), \quad \alpha, \beta \in \{t, x\}. \quad (3.1)$$

This operator is fixed by stress-tensor Ward identities and is characterized, at the level of expectation values, by a remarkable factorization property in translationally invariant states [1–3]. At the operator level, however, its structure can be analyzed directly by expanding the quadratic contractions.

On a flat Euclidean background with coordinates (t, x) , the contraction $T_{\alpha\beta}T^{\alpha\beta}$ reads

$$T_{\alpha\beta}T^{\alpha\beta} = T_{tt}T^{tt} + T_{xx}T^{xx} + 2T_{tx}T^{tx}. \quad (3.2)$$

Since indices are raised trivially, this simplifies to

$$T_{\alpha\beta}T^{\alpha\beta} = T_{tt}^2 + T_{xx}^2 + 2T_{tx}^2. \quad (3.3)$$

Similarly, the trace of the stress tensor is

$$T^\alpha{}_\alpha = T_{tt} + T_{xx}, \quad (3.4)$$

so that

$$(T^\alpha{}_\alpha)^2 = T_{tt}^2 + T_{xx}^2 + 2T_{tt}T_{xx}. \quad (3.5)$$

Subtracting the two expressions yields the purely algebraic identity

$$T_{\alpha\beta}T^{\alpha\beta} - (T^\alpha{}_\alpha)^2 = 2T_{tx}^2 - 2T_{tt}T_{xx}. \quad (3.6)$$

We now restrict this operator to the physical boundary $\Sigma = \partial M$ of a BCFT. A defining local property of a boundary conformal field theory is the absence of energy–momentum flow across the boundary. At the operator level this is expressed by the reflective boundary condition

$$T_{tx}|_\Sigma = 0, \quad (3.7)$$

which follows directly from diffeomorphism invariance together with the requirement that translations tangent to the boundary remain unbroken [21, 22]. This condition is universal and holds independently of the state of the theory.

Imposing (3.7) on (3.6), the term proportional to T_{tx}^2 vanishes identically on Σ , and the quadratic combination reduces to

$$\left(T_{\alpha\beta}T^{\alpha\beta} - (T^\alpha{}_\alpha)^2\right)|_\Sigma = -2T_{tt}T_{xx}. \quad (3.8)$$

Substituting this result into the definition (3.1), we obtain the exact operator identity

$$\mathcal{O}_{T\bar{T}}|_\Sigma = T_{tt}T_{xx}. \quad (3.9)$$

Several remarks are in order. First, the reduction (3.9) is entirely kinematical. No use has been made of equations of motion, factorization properties, or state-dependent assumptions. Second, the result relies only on the universal BCFT boundary condition (3.7) and therefore holds for any BCFT, irrespective of its microscopic realization.

Finally, (3.9) already shows that the bulk $T\bar{T}$ operator does not induce an independent two-dimensional interaction at the boundary. Once the BCFT boundary condition is imposed, the deformation is governed entirely by the product of the boundary energy density T_{tt} and the normal–normal component of the stress tensor T_{xx} . In the following subsections we will show how this structure leads to a closed, purely one-dimensional description of the deformation supported on Σ .

3.2 Boundary trace relation and solution in terms of the displacement operator

We now combine the boundary restriction of the $T\bar{T}$ operator derived in the previous subsection with the exact trace relation that intrinsically defines the $T\bar{T}$ deformation. The latter takes the form

$$T^\alpha{}_\alpha = -\frac{\pi\lambda}{2} \left(T_{\alpha\beta} T^{\alpha\beta} - (T^\alpha{}_\alpha)^2 \right), \quad (3.10)$$

and should be understood as a modified trace Ward identity, rather than as an equation of motion [1, 2, 18, 20]. Importantly, (3.10) is a local operator relation and may therefore be consistently restricted to the physical boundary $\Sigma = \partial M$.

Restricting (3.10) to Σ and substituting the boundary identity

$$\mathcal{O}_{T\bar{T}}|_\Sigma = T_{tt} T_{xx}, \quad (3.11)$$

obtained in the previous subsection, we find

$$T^\alpha{}_\alpha|_\Sigma = \pi\lambda T_{tt} T_{xx}. \quad (3.12)$$

On a flat background, the trace of the stress tensor decomposes as

$$T^\alpha{}_\alpha = T_{tt} + T_{xx}, \quad (3.13)$$

so that (3.12) yields the purely algebraic boundary relation

$$T_{tt} + T_{xx} = \pi\lambda T_{tt} T_{xx}. \quad (3.14)$$

At this stage, no dynamical assumptions have been made. Equation (3.14) follows solely from the intrinsic definition of the deformation and the universal BCFT boundary condition.

To express this relation in terms of a single boundary operator, we recall that normal deformations of the boundary embedding are generated by the displacement operator. As reviewed in Section 2, diffeomorphism Ward identities imply the exact operator identity

$$\mathcal{D} \equiv T_{nn}|_\Sigma = T_{xx}|_\Sigma, \quad (3.15)$$

which is scheme-independent and fixed entirely by symmetry.

Substituting (3.15) into the boundary trace relation (3.14), we obtain

$$T_{tt} + \mathcal{D} = \pi\lambda T_{tt} \mathcal{D}. \quad (3.16)$$

This equation is algebraic and linear in T_{tt} . Rewriting it as

$$T_{tt} (1 - \pi\lambda \mathcal{D}) = -\mathcal{D}, \quad (3.17)$$

and assuming $1 - \pi\lambda \mathcal{D} \neq 0$, we arrive at the exact operator solution

$$T_{tt} = -\frac{\mathcal{D}}{1 - \pi\lambda \mathcal{D}}. \quad (3.18)$$

Equation (3.18) is a central structural result. It shows that, once the BCFT boundary condition and the intrinsic trace Ward identity are imposed, the boundary energy density

T_{tt} is no longer an independent operator. Instead, all stress-tensor data relevant for the deformation close algebraically on the single boundary operator \mathcal{D} . This closure is a direct consequence of Ward identities and kinematics and does not rely on any dynamical approximation or factorization assumption.

In the following subsection we will use (3.18) to derive a closed, boundary-localized flow equation for the generating functional, thereby making explicit the induced one-dimensional irrelevant deformation supported on Σ .

3.3 Boundary-localized flow equation

We now derive the effective flow equation induced on the physical boundary by the $T\bar{T}$ deformation. By definition, the deformation of the generating functional W_λ is governed by

$$\frac{\partial W_\lambda}{\partial \lambda} = \int_M d^2x \mathcal{O}_{T\bar{T}}, \quad (3.19)$$

where $\mathcal{O}_{T\bar{T}}$ is the composite operator defined in (3.1). Equation (3.19) is an operator identity that follows directly from the definition of the deformation and holds independently of the presence or absence of boundaries [1, 2].

In a BCFT, the spacetime manifold M has a physical boundary $\Sigma = \partial M$. Away from Σ , the theory is locally identical to an ordinary two-dimensional CFT, and bulk correlation functions obey the same Ward identities as in the boundaryless case. In particular, no new local bulk operators are generated by the deformation in the interior of M . Any effect of the $T\bar{T}$ deformation that is specific to the presence of the boundary must therefore arise from contributions localized at Σ .

This observation allows us to isolate the boundary-supported contribution to the flow (3.19), defined as the part of $\int_M d^2x \mathcal{O}_{T\bar{T}}$ that survives when the operator product is restricted to the boundary. The explicit form of this contribution can be determined using the operator identities derived in the previous subsections.

As shown in (3.9), the restriction of the $T\bar{T}$ operator to the boundary takes the form

$$\mathcal{O}_{T\bar{T}}|_\Sigma = T_{tt}T_{xx}. \quad (3.20)$$

Moreover, the intrinsic trace Ward identity together with the BCFT boundary condition implies that the boundary energy density T_{tt} is not an independent operator. Instead, it is determined algebraically by the displacement operator \mathcal{D} via (3.18),

$$T_{tt} = -\frac{\mathcal{D}}{1 - \pi\lambda\mathcal{D}}. \quad (3.21)$$

Using the identification $T_{xx}|_\Sigma = \mathcal{D}$, we obtain the exact boundary restriction

$$\mathcal{O}_{T\bar{T}}|_\Sigma = T_{tt}T_{xx} = -\frac{\mathcal{D}^2}{1 - \pi\lambda\mathcal{D}}. \quad (3.22)$$

Substituting (3.22) into the defining relation (3.19), the boundary-supported contribution to the flow of the generating functional takes the form

$$\left(\frac{\partial W_\lambda}{\partial \lambda}\right)_\Sigma = -\int_\Sigma dt \frac{\mathcal{D}^2}{1 - \pi\lambda\mathcal{D}}. \quad (3.23)$$

Equation (3.23) is the central result of this section. It shows that, in a BCFT, the $T\bar{T}$ deformation induces a closed, purely one-dimensional flow supported on the physical boundary, governed entirely by the displacement operator.

Several features of (3.23) are worth emphasizing. First, the flow is local along the boundary but highly nonlinear in \mathcal{D} , reflecting the irrelevance of the induced boundary deformation. Second, no reference has been made to a finite radial cutoff or to any specific bulk geometry. The result follows solely from Ward identities, the intrinsic definition of the $T\bar{T}$ deformation, and the universal BCFT boundary condition. Finally, (3.23) provides a precise field-theoretic statement of how the $T\bar{T}$ deformation reorganizes boundary data in the presence of Σ , without introducing additional independent bulk dynamics [4, 34].

3.4 Why the boundary-localized $T\bar{T}$ flow is governed by the displacement operator

A potential source of confusion is the following. The displacement operator \mathcal{D} is defined already in the undeformed BCFT by diffeomorphism Ward identities and therefore exists independently of the $T\bar{T}$ deformation. How, then, can the boundary-localized $T\bar{T}$ flow be expressed entirely in terms of \mathcal{D} ?

The resolution is structural rather than dynamical. The $T\bar{T}$ deformation does not generate new boundary operators. Instead, it modifies how the theory responds to geometric variations. On a manifold with a boundary, the response to normal deformations of the boundary embedding is governed by a single operator: the displacement operator. As a result, any intrinsic and diffeomorphism-invariant realization of the $T\bar{T}$ deformation must reduce on the boundary to a functional of \mathcal{D} and of the deformation parameter λ .

To make this statement precise, consider a two-dimensional quantum field theory defined on a spacetime manifold M with a timelike boundary $\Sigma = \partial M$. Let y^a denote intrinsic coordinates on the boundary worldline, and let $X^\mu(y)$ denote the embedding of Σ into spacetime. An infinitesimal deformation of the boundary shape corresponds to a normal displacement of the embedding,

$$X^\mu(y) \longrightarrow X^\mu(y) + \delta x(y) n^\mu, \quad (3.24)$$

where n^μ is the outward-pointing unit normal to Σ .

Diffeomorphism invariance in the presence of a boundary fixes the response of the generating functional W to such a deformation. One finds the universal relation

$$\delta W|_{\text{shape}} = \int_{\Sigma} dy \mathcal{D}(y) \delta x(y), \quad (3.25)$$

which defines the displacement operator \mathcal{D} as the operator conjugate to normal deformations of the boundary embedding. This definition is intrinsic and holds already in the undeformed BCFT, independently of any irrelevant deformation.

In flat space with a straight boundary, \mathcal{D} may be identified with the normal-normal component of the bulk stress tensor evaluated at the boundary,

$$\mathcal{D} = T_{\mu\nu} n^\mu n^\nu|_{\Sigma}, \quad (3.26)$$

up to improvement terms fixed by the Ward identities. The explicit microscopic realization of \mathcal{D} will not be important in the following. What matters is the conjugacy relation (3.25), which characterizes \mathcal{D} as the unique operator controlling the response to boundary shape deformations.

We now turn to the intrinsic $T\bar{T}$ deformation. By construction, the deformation defines a one-parameter family of theories labelled by λ , with generating functional W_λ . The deformation preserves locality and diffeomorphism invariance and does not introduce new degrees of freedom. Its defining feature is a local modification of the response to geometric variations, equivalently a local λ -flow equation for W_λ .

Restricting attention to the boundary, locality and diffeomorphism invariance severely constrain which operators may appear in the boundary reduction of this flow. Since the intrinsic boundary condition is held fixed, the only remaining geometric degree of freedom at the boundary is a normal displacement of the embedding (3.24). Any deformation whose effect can be reinterpreted as a change of boundary geometry must therefore couple to the operator that generates the response to such a displacement.

But the response to a normal deformation of the boundary embedding is, by definition, governed by the displacement operator \mathcal{D} . Among all local boundary operators, \mathcal{D} is thus singled out as the unique channel through which the $T\bar{T}$ deformation can act on the boundary. Consequently, the boundary-localized $T\bar{T}$ flow can depend on boundary operators only through \mathcal{D} , with any additional dependence entering explicitly through the deformation parameter λ .

This conclusion does not rely on any particular representation of the deformation. Rather, it follows directly from locality, diffeomorphism invariance, and the intrinsic definition of the displacement operator. In the following subsections, we show how this structural fact admits two equivalent realizations: one in which the deformation is encoded geometrically as a shift of the boundary embedding, and another in which it is represented by an explicit boundary functional in a fixed-boundary description.

3.5 Fixed–moving boundary equivalence

The relation between the displacement operator and the induced boundary shift is an intrinsic structural property of a BCFT with a boundary. It follows from diffeomorphism Ward identities together with the integrability of the boundary-localized $T\bar{T}$ deformation, and does not rely on the introduction of any auxiliary boundary degrees of freedom. In particular, the equivalence discussed in this subsection concerns the parametrization of the variational problem and the resulting space of classical solutions, rather than the physical dynamics of an independent boundary degree of freedom.

We begin at the operator level. Let $W_\lambda[x]$ denote the generating functional of the $T\bar{T}$ -deformed theory in the presence of a boundary embedding $x(t)$. An infinitesimal normal deformation of the boundary,

$$x(t) \longrightarrow x(t) + \delta x(t), \quad (3.27)$$

induces the universal variation

$$\delta W_\lambda|_{\text{shape}} = \int_\Sigma dt \mathcal{D}(t) \delta x(t), \quad (3.28)$$

or equivalently

$$\frac{\delta W_\lambda}{\delta x(t)} = \mathcal{D}(t). \quad (3.29)$$

This Ward identity defines the displacement density $\mathcal{D}(t)$ as a boundary operator conjugate to normal deformations of the boundary embedding. Importantly, this definition is intrinsic and does not involve any flow in the deformation parameter λ . Any λ -dependence of observables involving \mathcal{D} arises only through the choice of state or background geometry, not through a renormalization of the operator itself.

A second ingredient is provided by the intrinsic form of the boundary-localized $T\bar{T}$ flow at fixed boundary embedding. As established earlier, the deformation parameter λ acts on the generating functional according to

$$\left(\frac{\partial W_\lambda}{\partial \lambda} \right)_x = \int_\Sigma dt \mathcal{L}(\mathcal{D}(t), \lambda), \quad \mathcal{L}(\mathcal{D}, \lambda) = -\frac{\mathcal{D}^2}{1 - \pi\lambda\mathcal{D}}. \quad (3.30)$$

The flow is ultralocal along the boundary worldline and depends only on the pre-existing displacement operator, reflecting the absence of new boundary degrees of freedom and the intrinsic nature of the deformation.

The coexistence of the Ward identity (3.28) and the flow equation (3.30) admits two equivalent descriptions of the same boundary-localized deformation.

In the moving-boundary representation, the intrinsic boundary condition is held fixed, while the $T\bar{T}$ deformation is realized as a λ -dependent shift of the boundary embedding $x(t)$. The response of the theory to this geometric change is governed universally by the Ward identity (3.28). This description should be understood as a convenient reparametrization of the variational problem, rather than as the introduction of a propagating or dynamical boundary degree of freedom.

In the fixed-boundary representation, the boundary embedding is held fixed, and the effect of the deformation is encoded entirely in the λ -dependence of the generating functional. Although no explicit boundary interaction has been introduced at this stage, the structure of the flow (3.30) implies that the deformation acts only through boundary data associated with the displacement operator.

To make the equivalence between these two descriptions precise, it is convenient to pass to a formulation in which the displacement density is treated as a classical variable. We therefore introduce the functional

$$\Gamma_\lambda[\mathcal{D}] \equiv W_\lambda[x] - \int_\Sigma dt \mathcal{D}(t) x(t), \quad (3.31)$$

where $x(t)$ is now understood as a functional of $\mathcal{D}(t)$ determined implicitly by (3.29). From this point onward, $\mathcal{D}(t)$ should be interpreted as the expectation value of the displacement operator in the λ -deformed state, or equivalently as its classical saddle in a semiclassical description. No operator identity is implied beyond this point.

By construction, the conjugacy relation reads

$$\frac{\delta \Gamma_\lambda}{\delta \mathcal{D}(t)} = -x(t). \quad (3.32)$$

Differentiating (3.31) with respect to λ at fixed \mathcal{D} , one finds that the λ -flow of Γ_λ closes:

$$\left(\frac{\partial \Gamma_\lambda}{\partial \lambda}\right)_{\mathcal{D}} = \int_{\Sigma} dt \mathcal{L}(\mathcal{D}(t), \lambda). \quad (3.33)$$

This relation expresses the integrability of the boundary-localized flow once the theory is parameterized by the conjugate variable $\mathcal{D}(t)$.

Integrating this equation from 0 to λ at fixed \mathcal{D} yields

$$\Gamma_\lambda[\mathcal{D}] = \Gamma_0[\mathcal{D}] + \int_0^\lambda d\lambda' \int_{\Sigma} dt \mathcal{L}(\mathcal{D}(t), \lambda'). \quad (3.34)$$

The boundary embedding corresponding to Γ_λ then follows from (3.32). Subtracting the undeformed embedding $x_0(t)$, we define the induced boundary shift

$$\delta x(t) \equiv x_\lambda(t) - x_0(t) = -\frac{\delta}{\delta \mathcal{D}(t)} \left[\int_0^\lambda d\lambda' \mathcal{L}(\mathcal{D}(t), \lambda') \right]. \quad (3.35)$$

Evaluating the λ' integral explicitly, one obtains the c-number relation

$$\delta x(t) = \frac{1}{\pi} \left[\ln(1 - \pi \lambda \mathcal{D}(t)) + \frac{\pi \lambda \mathcal{D}(t)}{1 - \pi \lambda \mathcal{D}(t)} \right], \quad (3.36)$$

which holds for the expectation value (or classical saddle) of the displacement density at fixed λ .

Equation (3.36) makes precise the equivalence between the fixed-boundary and moving-boundary representations. The same intrinsic boundary-localized $T\bar{T}$ deformation may be described either as a λ -dependent reparametrization of the boundary embedding or as a modification of the variational principle at fixed boundary. These two descriptions differ only by a choice of variables and provide equivalent parameterizations of the same boundary physics.

3.6 Integration of the flow and induced boundary action

In the previous subsection we established that the boundary-localized $T\bar{T}$ deformation admits two equivalent descriptions. It may be interpreted either as a λ -dependent shift of the boundary embedding or, equivalently, as a modification of the variational principle at fixed boundary. This equivalence followed directly from diffeomorphism Ward identities together with the integrability of the boundary-localized flow and did not require the introduction of any explicit boundary functional.

In this subsection we work entirely within the fixed-boundary representation and show that the same integrability structure allows one to reconstruct an explicit boundary functional whose variation reproduces the deformation. The resulting functional should therefore be regarded as a convenient parameterization of the flow, rather than as an independent dynamical input.

Since the $T\bar{T}$ deformation is defined as an evolution in the deformation parameter λ , a natural object to consider in the fixed-boundary description is the accumulated effect of

the boundary-supported flow along this trajectory in theory space. We therefore define the induced boundary contribution by

$$I_{1d} \equiv - \int_0^\lambda d\lambda' \left(\frac{\partial W_{\lambda'}}{\partial \lambda'} \right)_x, \quad (3.37)$$

where the derivative is taken at fixed boundary embedding. The overall minus sign is chosen so that I_{1d} plays the role of an effective boundary term added to the undeformed generating functional.

Using the explicit form of the boundary-localized flow established earlier,

$$\left(\frac{\partial W_{\lambda'}}{\partial \lambda'} \right)_x = - \int_\Sigma dt \frac{\mathcal{D}^2}{1 - \pi \lambda' \mathcal{D}}, \quad (3.38)$$

the definition (3.37) becomes

$$I_{1d} = \int_0^\lambda d\lambda' \int_\Sigma dt \frac{\mathcal{D}^2}{1 - \pi \lambda' \mathcal{D}}. \quad (3.39)$$

At this stage it is important to clarify the status of the displacement operator. The operator $\mathcal{D}(t)$ is defined intrinsically by the Ward identity (3.29) and exists already in the undeformed BCFT. It does not itself undergo a λ -evolution. All dependence on λ' in (3.39) arises from the universal nonlinear structure of the $T\bar{T}$ flow, rather than from any intrinsic running of the operator.

As a result, the integration over λ' in (3.39) may be performed as an ordinary one-dimensional integral at fixed \mathcal{D} . Carrying out the integration explicitly, we find

$$\begin{aligned} \int_0^\lambda d\lambda' \frac{\mathcal{D}^2}{1 - \pi \lambda' \mathcal{D}} &= -\frac{\mathcal{D}}{\pi} [\ln(1 - \pi \lambda' \mathcal{D})]_0^\lambda \\ &= -\frac{\mathcal{D}}{\pi} \ln(1 - \pi \lambda \mathcal{D}), \end{aligned} \quad (3.40)$$

where the lower limit contributes $\ln(1) = 0$. Substituting this result into (3.39), we obtain the closed expression

$$I_{1d} = -\frac{1}{\pi} \int_\Sigma dt \mathcal{D} \ln(1 - \pi \lambda \mathcal{D}). \quad (3.41)$$

Equation (3.41) provides a nonperturbative boundary functional whose variation reproduces the same deformation that, in the moving-boundary description, is realized geometrically as a shift of the boundary embedding. Its existence is guaranteed by the integrability of the boundary-localized flow, and it introduces no new boundary degrees of freedom beyond those already present in the undeformed BCFT.

For small values of the deformation parameter λ , the functional admits a systematic expansion,

$$\begin{aligned} I_{1d} &= -\frac{1}{\pi} \int_\Sigma dt \mathcal{D} \left[-\pi \lambda \mathcal{D} - \frac{(\pi \lambda \mathcal{D})^2}{2} - \frac{(\pi \lambda \mathcal{D})^3}{3} + \dots \right] \\ &= \int_\Sigma dt \left[\lambda \mathcal{D}^2 + \frac{\pi \lambda^2}{2} \mathcal{D}^3 + \frac{\pi^2 \lambda^3}{3} \mathcal{D}^4 + \dots \right]. \end{aligned} \quad (3.42)$$

This expansion makes explicit that the induced boundary deformation is irrelevant. The displacement operator has scaling dimension two in a BCFT, and each successive term corresponds to an operator of increasing dimension along the one-dimensional boundary.

Taken together, (3.41) and (3.42) show that the effect of the $T\bar{T}$ deformation on a BCFT can be encoded entirely in a boundary-localized functional built from the pre-existing displacement operator. This functional resums an infinite tower of irrelevant boundary operators and provides a compact intrinsic description of the deformation, without invoking any bulk cutoff or geometric input.

3.7 Inverting the boundary shift to obtain \mathcal{D} and holographic specialization

In the boundary-localized $T\bar{T}$ flow derived above, the deformation is governed by a single scalar boundary operator, the displacement density $\mathcal{D}(t)$. This operator is defined intrinsically by diffeomorphism Ward identities and does not itself undergo any λ -evolution. Instead, the effect of the $T\bar{T}$ deformation is encoded in how physical states, expectation values of observables, and geometric data depend on the deformation parameter λ .

Throughout this subsection, we use the symbol $\mathcal{D}(t)$ to denote the expectation value (or classical saddle) of the displacement operator in the λ -deformed state. The operator itself remains λ -independent and is defined once and for all by the Ward identity conjugate to boundary shape deformations.

The displacement operator is conjugate to normal deformations of the boundary embedding. A nonvanishing value of \mathcal{D} modifies the location of the boundary worldline, while the induced boundary shift δx is a directly measurable geometric quantity. In the intrinsic (mixed boundary condition) formulation, \mathcal{D} enters explicitly as a boundary operator. In the fixed-boundary description, the same information is encoded indirectly through the effective motion of the boundary, governed by the relation between δx and \mathcal{D} .

In holographic realizations, the boundary shift δx (or, in static situations, the constant displacement Δx_{bdy}) is determined geometrically from the bulk solution. It is therefore useful to invert the exact relation between δx and \mathcal{D} and to express the displacement density explicitly in terms of geometric data. In this subsection we perform this inversion at fixed λ , treating $\delta x(t)$ and $\mathcal{D}(t)$ as time-dependent c-number quantities related pointwise by an exact algebraic relation. We then specialize the result to the static holographic configuration, in which the λ dependence becomes explicit.

At fixed λ , the exact relation between the boundary shift and the displacement density reads

$$\delta x(t) = \frac{1}{\pi} \left[\ln(1 - \pi\lambda \mathcal{D}(t)) + \frac{\pi\lambda \mathcal{D}(t)}{1 - \pi\lambda \mathcal{D}(t)} \right], \quad (3.43)$$

where λ is treated as a fixed external parameter. This relation is purely kinematical and holds pointwise in time.

To streamline the algebra, we introduce the dimensionless variables

$$y(t) \equiv \pi \delta x(t), \quad u(t) \equiv 1 - \pi\lambda \mathcal{D}(t). \quad (3.44)$$

The rational term in (3.43) can be rewritten as

$$\frac{\pi\lambda \mathcal{D}}{1 - \pi\lambda \mathcal{D}} = \frac{1 - u}{u} = \frac{1}{u} - 1. \quad (3.45)$$

Substituting (3.44) and (3.45) into (3.43), we obtain

$$y = \ln u + \frac{1}{u} - 1, \quad \text{or equivalently} \quad y + 1 = \ln u + \frac{1}{u}. \quad (3.46)$$

Defining

$$s(t) \equiv \frac{1}{u(t)}, \quad (3.47)$$

and using $\ln u = -\ln s$, this becomes

$$y + 1 = -\ln s + s, \quad \text{or} \quad \ln s = s - (y + 1). \quad (3.48)$$

Exponentiating both sides yields

$$s = e^{s-(y+1)} \quad \Longleftrightarrow \quad s e^{-s} = e^{-(y+1)}. \quad (3.49)$$

This equation is solved by the Lambert W function, defined implicitly by $W(z)e^{W(z)} = z$. Multiplying (3.49) by (-1) and applying this definition, we find

$$(-s) e^{-s} = -e^{-(y+1)} \quad \Longleftrightarrow \quad -s = W_k\left(-e^{-(y+1)}\right), \quad (3.50)$$

where k labels the branch. It follows that

$$u = -\frac{1}{W_k\left(-e^{-(y+1)}\right)}. \quad (3.51)$$

Using $u = 1 - \pi\lambda \mathcal{D}$, we obtain the inverted relation

$$\mathcal{D}(t) = \frac{1}{\pi\lambda} \left[1 + \frac{1}{W_k\left(-e^{-(1+\pi\delta x(t))}\right)} \right], \quad (3.52)$$

which expresses the displacement density in terms of the boundary shift at fixed λ .

For real boundary shifts $\delta x \geq 0$, the argument of the Lambert function is

$$z \equiv -e^{-(1+\pi\delta x)}, \quad (3.53)$$

which lies in the interval

$$-\frac{1}{e} \leq z < 0. \quad (3.54)$$

On this interval, the defining equation of the Lambert function,

$$W(z) e^{W(z)} = z, \quad (3.55)$$

admits exactly two real solutions. This can be understood by analyzing the real function

$$f(w) = w e^w. \quad (3.56)$$

Its derivative is

$$f'(w) = e^w(1 + w), \quad (3.57)$$

which vanishes only at $w = -1$. Moreover,

$$f(-1) = -\frac{1}{e}, \quad \lim_{w \rightarrow -\infty} f(w) = 0^-, \quad \lim_{w \rightarrow +\infty} f(w) = +\infty. \quad (3.58)$$

Thus $f(w)$ decreases monotonically on $(-\infty, -1]$, reaches its unique minimum $-1/e$ at $w = -1$, and then increases monotonically on $[-1, \infty)$. As a result, for each $z \in (-1/e, 0)$ there exist exactly two distinct real solutions of $f(w) = z$. These two solutions define the two real branches of the Lambert function, conventionally denoted by W_0 and W_{-1} , characterized by

$$W_0(z) \in [-1, 0), \quad W_{-1}(z) \in (-\infty, -1]. \quad (3.59)$$

At the endpoint $z = -1/e$, the two branches meet,

$$W_0(-1/e) = W_{-1}(-1/e) = -1, \quad (3.60)$$

while as $z \rightarrow 0^-$ they separate according to

$$W_0(z) \rightarrow 0, \quad W_{-1}(z) \rightarrow -\infty. \quad (3.61)$$

In the present problem, the variable u is related to the Lambert function by

$$u = -\frac{1}{W_k(z)}, \quad z = -e^{-(1+\pi\delta x)}. \quad (3.62)$$

Physical continuity with the undeformed BCFT requires

$$\delta x \rightarrow 0 \implies \mathcal{D} \rightarrow 0 \implies u \rightarrow 1. \quad (3.63)$$

In the limit $\delta x \rightarrow 0$, one has $z \rightarrow -1/e$, and using

$$W_0(-1/e) = W_{-1}(-1/e) = -1, \quad (3.64)$$

both branches yield $u \rightarrow 1$ at the endpoint. The distinction arises for $\delta x > 0$ (hence $z > -1/e$). On the principal branch $W_0(z) \in (-1, 0)$, one finds $W_0(z) \rightarrow 0^-$ as $z \rightarrow 0^-$, which implies

$$u = -\frac{1}{W_0(z)} \rightarrow +\infty, \quad (3.65)$$

and consequently drives

$$\mathcal{D} = \frac{1-u}{\pi\lambda} \quad (3.66)$$

to large negative values, incompatible with the perturbative branch smoothly connected to $\mathcal{D} = 0$. On the W_{-1} branch, $W_{-1}(z) \leq -1$ and decreases to $-\infty$ as $z \rightarrow 0^-$, implying

$$u = -\frac{1}{W_{-1}(z)} \in (0, 1], \quad (3.67)$$

which yields the branch continuously connected to $\mathcal{D} = 0$ in the undeformed limit. We therefore select

$$k = -1, \quad (3.68)$$

and use the branch W_{-1} in the following.

We now specialize to the static holographic realization. As will be shown in the following section, the boundary shift is time independent and is determined geometrically from the bulk solution as

$$\Delta x_{\text{bdy}} = z_c \sinh\left(\frac{\rho_0}{\ell}\right), \quad (3.69)$$

while the deformation parameter is related to the cutoff position by

$$\lambda = \frac{8G_N}{\ell} z_c^2, \quad (3.70)$$

as dictated by the mixed asymptotic boundary condition in AdS_3 .

Eliminating z_c in favor of λ ,

$$z_c = \sqrt{\frac{\lambda \ell}{8G_N}}, \quad (3.71)$$

the boundary shift becomes

$$\delta x(\lambda) = \sqrt{\frac{\lambda \ell}{8G_N}} \sinh\left(\frac{\rho_0}{\ell}\right). \quad (3.72)$$

Substituting (3.72) into the inverted relation (3.52) and choosing the physical branch $k = -1$, we obtain the displacement density as a function of the deformation parameter,

$$\mathcal{D}(\lambda) = \frac{1}{\pi \lambda} \left[1 + \frac{1}{W_{-1}\left(-\exp\left\{-\left[1 + \pi \sqrt{\frac{\lambda \ell}{8G_N}} \sinh\left(\frac{\rho_0}{\ell}\right)\right]\right\}\right)} \right]. \quad (3.73)$$

In the undeformed limit $\lambda \rightarrow 0^+$, the boundary shift vanishes and the argument of the Lambert function approaches $-1/e$. Using $W_{-1}(-1/e) = -1$, equation (3.73) yields $\mathcal{D}(\lambda) \rightarrow 0$, as required for continuity with the undeformed BCFT.

4 Type A: boundary deformed

In this section we discuss a holographic realization of the boundary-localized $T\bar{T}$ deformation in which the physical boundary of the BCFT is displaced by a finite amount. Following standard terminology in the AdS_3/BCFT literature, we refer to this realization as *Type A*. This classification is not introduced here for the first time [35]; rather, it provides a convenient label for a well-studied geometric setup whose role in the intrinsic description of boundary-localized $T\bar{T}$ deformations we now clarify.

The Type A realization is characterized by a genuine deformation of the physical BCFT boundary. In this setup, the boundary embedding is shifted by a finite amount along the cut-off surface, and the associated displacement operator acquires a nonzero expectation value. As we will see, this boundary motion is not a matter of coordinate choice or parametrization, but arises unavoidably from the bulk geometry once the holographic construction is specified.

Concretely, Type A corresponds to a holographic implementation in which the bulk geometry is truncated by a rigid Dirichlet cutoff surface placed at fixed radial position,

while the end-of-the-world (EOW) brane Q continues to satisfy its standard Neumann boundary condition with constant tension. The cutoff surface is treated as non-dynamical: its embedding is fixed once and for all, and no mixed or Neumann boundary condition is imposed on it. By contrast, the embedding of the EOW brane is determined dynamically by the Neumann condition and is therefore insensitive to the introduction of the cutoff.

Because the cutoff surface is fixed while the EOW brane embedding is dynamical, the intersection point between the cutoff surface and the brane is not anchored to a fixed boundary location. As the deformation parameter λ is varied, this intersection point moves along the direction parallel to the boundary. When the induced geometry on the cutoff surface is interpreted as the spacetime of the deformed BCFT, this motion manifests itself as a finite displacement of the physical boundary. In particular, the boundary is located at a λ -dependent position that cannot be removed by a reparameterization of boundary coordinates.

Throughout this section we work within the standard $\text{AdS}_3/\text{BCFT}_2$ framework developed in Refs. [23, 24]. The bulk spacetime is asymptotically AdS_3 and contains an EOW brane Q of constant tension. The $T\bar{T}$ deformation is implemented holographically by introducing a Dirichlet cutoff surface at fixed radial position, whose location is related to the deformation parameter λ in the usual way.

The essential point of the Type A construction is therefore geometric. Since the EOW brane is not tied to a fixed point on the cutoff surface, its intersection with the cutoff surface occurs at a finite and λ -dependent boundary location. As a result, the induced displacement of the BCFT boundary is a genuine physical effect. Equivalently, the normal-normal component of the stress tensor at the boundary does not vanish, and the displacement operator $\mathcal{D} = T_{xx}|_\Sigma$ acquires a nonzero expectation value.

It is important to stress that this boundary displacement is not part of the *intrinsic* definition of the $T\bar{T}$ deformation. In the intrinsic formulation developed in Section 3, the boundary embedding was held fixed and the effect of the deformation was encoded in a nonlinear boundary functional built from the displacement operator. Type A instead provides a holographic realization in which the same intrinsic deformation is represented geometrically as a finite shift of the boundary embedding. The equivalence between these two descriptions relies precisely on the fact that the displacement operator is nontrivial in Type A and mediates the mapping between boundary interactions and boundary motion.

In the following subsections we make this correspondence explicit. We compute the induced boundary shift Δx_{bdy} directly from the bulk geometry and show that it reproduces the field-theoretic relation between Δx_{bdy} and the displacement operator implied by the boundary-localized $T\bar{T}$ flow.

4.1 Zero temperature case: pure AdS_3

We begin with Euclidean AdS_3 in Poincaré coordinates,

$$ds^2 = \frac{\ell^2}{z^2} (d\tau^2 + dz^2 + dx^2), \quad (4.1)$$

and recall that the same geometry admits an AdS_2 slicing adapted to the BCFT boundary. In Gaussian normal coordinates this slicing takes the form

$$ds^2 = d\rho^2 + \ell^2 \cosh^2\left(\frac{\rho}{\ell}\right) \frac{d\tau^2 + dy^2}{y^2}, \quad (4.2)$$

where each surface of constant ρ is an AdS_2 space with induced metric

$$ds_{\text{AdS}_2}^2 = \ell^2 \cosh^2\left(\frac{\rho}{\ell}\right) \frac{d\tau^2 + dy^2}{y^2}. \quad (4.3)$$

The end-of-the-world (EOW) brane Q is determined by the Neumann boundary condition

$$K_{ab}^{(\gamma)} - \gamma_{ab} K^{(\gamma)} = 8\pi G_N T_{ab}^Q, \quad (4.4)$$

where γ_{ab} denotes the induced metric on Q . For a constant-tension brane with $T_{ab}^Q = T \gamma_{ab}$, this reduces to

$$K_{ab}^{(\gamma)} = (K^{(\gamma)} - 8\pi G_N T) \gamma_{ab}. \quad (4.5)$$

In the AdS_2 slicing (4.2), hypersurfaces of constant ρ have extrinsic curvature proportional to the induced metric and therefore solve the Neumann condition. Evaluating (4.4) at $\rho = \rho_0$ fixes the tension to be

$$T = \frac{1}{\ell} \tanh\left(\frac{\rho_0}{\ell}\right), \quad (4.6)$$

which we use to parameterize the BCFT boundary condition.

The associated boundary entropy is

$$S_{\text{bdy}} = \frac{\rho_0}{4G_N}, \quad (4.7)$$

in agreement with both holographic entanglement entropy and thermodynamic computations in AdS/BCFT .

The $T\bar{T}$ deformation is implemented holographically by introducing a Dirichlet cutoff surface at fixed radial position

$$z = z_c, \quad (4.8)$$

on which the deformed theory is defined. Matching the Brown–York stress tensor at $z = z_c$ with the intrinsic trace flow fixes the relation between the cutoff scale and the deformation parameter to be

$$\lambda = \frac{8G_N}{\ell} z_c^2. \quad (4.9)$$

In the Type A realization, the cutoff surface is kept rigidly at $z = z_c$, while the EOW brane remains at $\rho = \rho_0$. The physical BCFT boundary is identified with the intersection of these two surfaces. Geometrically, this shifts the boundary endpoint from $(x, z) = (0, 0)$ in the undeformed theory to

$$(x, z) = \left(-z_c \sinh\frac{\rho_0}{\ell}, z_c\right), \quad (4.10)$$

so that the boundary location on the cutoff surface is displaced by

$$\Delta x_{\text{bdy}} = z_c \sinh\left(\frac{\rho_0}{\ell}\right). \quad (4.11)$$

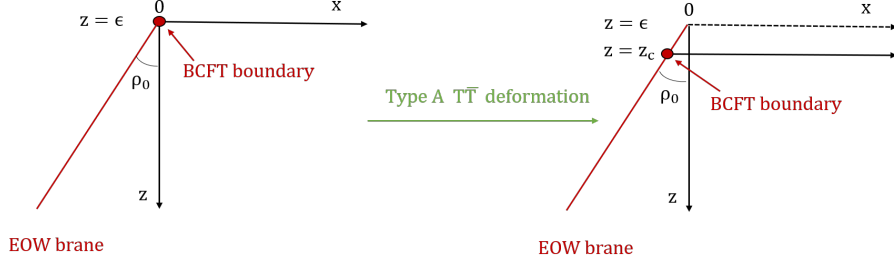


Figure 1. Bulk picture of the Type A deformation in pure AdS_3 .

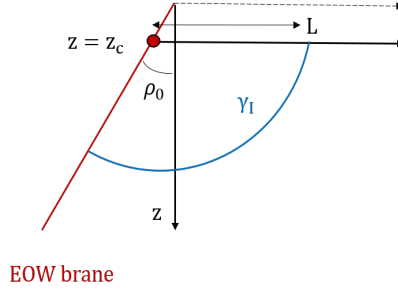


Figure 2. RT surface for the Type A deformation in pure AdS_3 .

This finite displacement of the BCFT boundary is the defining geometric feature of the Type A picture. The bulk configuration is shown schematically in Fig. 1.

We now compute the entanglement entropy of an interval A of coordinate length L on the cutoff surface. Because the BCFT boundary is shifted, it is convenient to parameterize the interval as

$$A: \quad x \in \left[-z_c \sinh\left(\frac{\rho_0}{\ell}\right), L - z_c \sinh\left(\frac{\rho_0}{\ell}\right) \right], \quad (4.12)$$

so that its left endpoint coincides with the displaced boundary.

On the gravity side, the entanglement entropy is computed using the Ryu–Takayanagi prescription. The relevant extremal surface is a geodesic in the truncated wedge geometry, which can be obtained by reflecting the geodesic across the EOW brane. Evaluating the regulated geodesic length between the endpoints on the cutoff surface yields

$$\begin{aligned} S(A) &= \frac{\text{Area}(\gamma_A)}{4G_N} \\ &= \frac{\ell}{4G_N} \log\left(\frac{2L}{z_c}\right) + \frac{\rho_0}{4G_N} - \frac{z_c \ell \sinh\left(\frac{\rho_0}{\ell}\right)}{4LG_N} + \mathcal{O}(z_c^2). \end{aligned} \quad (4.13)$$

The corresponding RT configuration is shown in Fig. 2.

From the field-theory perspective, two effects contribute to the entanglement entropy. First, the UV cutoff ϵ of the undeformed BCFT is replaced by the finite cutoff z_c . Second, the physical boundary is shifted by Δx_{bdy} . The portion of the interval between $x = -z_c \sinh(\rho_0/\ell)$ and $x = 0$ lies in the wedge region between $\rho = \rho_0$ and $\rho = 0$ and contributes

precisely the boundary entropy S_{bdy} . The remaining segment has effective length

$$L' = L - z_c \sinh\left(\frac{\rho_0}{\ell}\right). \quad (4.14)$$

Using the standard ground-state entanglement entropy formula for a BCFT interval, we obtain

$$S(A) = \frac{c}{6} \log\left(\frac{2L'}{z_c}\right) + S_{\text{bdy}}. \quad (4.15)$$

Expanding for small z_c gives

$$S(A) = \frac{c}{6} \log\left(\frac{2L}{z_c}\right) + S_{\text{bdy}} - \frac{c z_c \sinh(\rho_0/\ell)}{6L} + \mathcal{O}(z_c^2), \quad (4.16)$$

which agrees precisely with the holographic result (4.13) upon using $c = \frac{3\ell}{2G_N}$ together with (4.7).

4.2 Finite temperature case: BTZ

We now turn to the finite-temperature case, for which the bulk geometry is the Euclidean BTZ black hole,

$$ds^2 = \ell^2 \left(\frac{f(z)}{z^2} d\tau^2 + \frac{dz^2}{f(z)z^2} + \frac{dx^2}{z^2} \right), \quad f(z) = 1 - \left(\frac{z}{z_H} \right)^2, \quad (4.17)$$

with Euclidean time periodically identified as $\tau \sim \tau + 2\pi z_H$. The dual BCFT is therefore at finite temperature

$$T_{\text{BCFT}} = \frac{1}{2\pi z_H}, \quad \beta = 2\pi z_H. \quad (4.18)$$

As in the zero-temperature case, the end-of-the-world brane Q is determined by the Neumann boundary condition (4.4) with constant tension. Solving this condition in the BTZ background yields the brane trajectory

$$x_Q(z) = -z_H \operatorname{arcsinh}\left(\frac{\ell T z}{z_H \sqrt{1 - \ell^2 T^2}}\right), \quad (4.19)$$

which smoothly reduces to the pure AdS profile in the limit $z_H \rightarrow \infty$, as required.

The $T\bar{T}$ deformation is again implemented by introducing a Dirichlet cutoff surface at fixed radial position $z = z_c$. In the Type A realization, the EOW brane remains fixed at the profile (4.19), while the physical BCFT boundary is identified with the intersection of the cutoff surface and the brane. This intersection point is located at

$$(x, z) = (x_Q(z_c), z_c) = \left(-z_H \operatorname{arcsinh}\left(\frac{\ell T z_c}{z_H \sqrt{1 - \ell^2 T^2}}\right), z_c \right), \quad (4.20)$$

so that the boundary on the cutoff surface is displaced by

$$\Delta x_{\text{bdy}} = -x_Q(z_c) = z_H \operatorname{arcsinh}\left(\frac{\ell T z_c}{z_H \sqrt{1 - \ell^2 T^2}}\right). \quad (4.21)$$

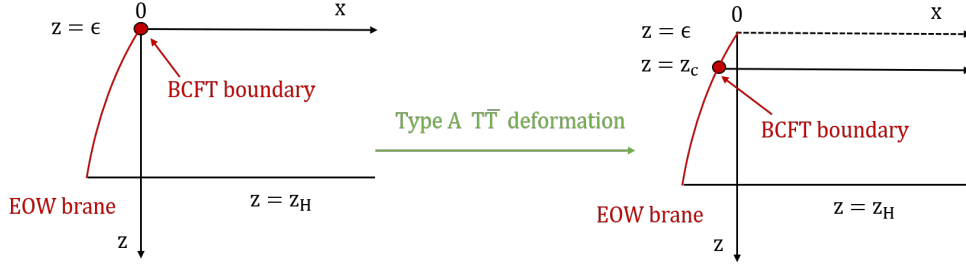


Figure 3. Bulk picture of the Type A deformation in the BTZ background.

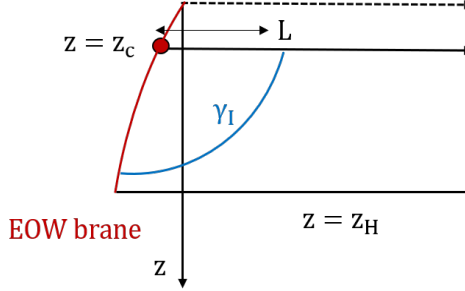


Figure 4. RT surface for the Type A deformation in the BTZ case.

This finite displacement generalizes the zero-temperature result and encodes the combined effect of the $T\bar{T}$ deformation and finite temperature. The corresponding bulk configuration is illustrated in Fig. 3.

We now compute the entanglement entropy of an interval A of coordinate length L on the cutoff surface, anchored at the shifted boundary,

$$A : \quad x \in [x_Q(z_c), x_Q(z_c) + L]. \quad (4.22)$$

It is convenient to introduce the effective interval length

$$L' = L - \Delta x_{\text{bdy}}, \quad (4.23)$$

which measures the portion of the interval extending into the dynamical BCFT region beyond the wedge associated with the EOW brane.

On the gravity side, the entanglement entropy is computed using the Ryu–Takayanagi prescription. The relevant extremal surface is a BTZ geodesic in the truncated wedge geometry. Expanding the regulated geodesic length at small cutoff z_c , one finds

$$S(A) = \frac{c}{6} \log \left(\frac{\beta}{\pi z_c} \sinh \frac{2\pi L}{\beta} \right) + S_{\text{bdy}} - \frac{\pi c \ell T z_c}{3\beta \sqrt{1 - \ell^2 T^2}} \coth \left(\frac{2\pi L}{\beta} \right) + \mathcal{O}(z_c^2), \quad (4.24)$$

where $S_{\text{bdy}} = \rho_0/(4G_N)$ as in the zero-temperature case. The corresponding extremal surface is shown in Fig. 4.

From the field-theory perspective, the entanglement entropy is given by the standard thermal BCFT formula evaluated on an interval of effective length L' with UV cutoff z_c ,

$$S_{\text{BCFT}}(L') = \frac{c}{6} \log \left(\frac{\beta}{\pi z_c} \sinh \frac{2\pi L'}{\beta} \right) + S_{\text{bdy}}. \quad (4.25)$$

Substituting (4.23) and expanding for small z_c yields

$$\begin{aligned} S(A) &= \frac{c}{6} \log \left(\frac{\beta}{\pi z_c} \sinh \frac{2\pi L}{\beta} \right) + S_{\text{bdy}} - \frac{\pi c}{3\beta} \Delta x_{\text{bdy}} \coth \left(\frac{2\pi L}{\beta} \right) + \mathcal{O}(z_c^2) \\ &= \frac{c}{6} \log \left(\frac{\beta}{\pi z_c} \sinh \frac{2\pi L}{\beta} \right) + S_{\text{bdy}} - \frac{\pi c \ell T z_c}{3\beta \sqrt{1 - \ell^2 T^2}} \coth \left(\frac{2\pi L}{\beta} \right) + \mathcal{O}(z_c^2), \end{aligned} \quad (4.26)$$

which is in precise agreement with the gravitational result (4.24).

5 Type B: boundary preserved

In this section we present a second holographic realization of the boundary-localized $T\bar{T}$ deformation derived in Section 3, which we refer to as *Type B* [35]. In contrast to Type A, this realization does not give rise to a finite deformation of the physical BCFT boundary. The boundary remains fixed in the induced field-theory geometry, and no explicit boundary displacement is generated. Crucially, this property is neither imposed by hand nor a consequence of choosing a particular field-theoretic representation. Rather, it follows directly from the geometric structure of the bulk cutoff construction itself.

The defining feature of the Type B realization is the choice of Dirichlet cutoff surface. Instead of placing the cutoff at a surface of fixed radial position, the cutoff is chosen to follow a nontrivial trajectory in the bulk such that its induced metric is asymptotically AdS_2 . With this choice, the cutoff surface intersects the end-of-the-world (EOW) brane only at asymptotic infinity. As a result, the physical BCFT boundary is identified with the conformal boundary of an AdS_2 geometry. Because this boundary is asymptotic rather than located at a finite intersection point, it is geometrically pinned and admits no finite normal displacement under variations of the deformation parameter.

The absence of boundary motion in Type B therefore has a purely geometric origin. Once the cutoff surface is required to be asymptotically AdS_2 , there exists no finite boundary location whose embedding could be shifted. The preservation of the BCFT boundary is thus fixed already at the level of the bulk construction, prior to any discussion of boundary dynamics or operator content.

From the field-theory perspective, this geometric pinning has an immediate and concrete consequence. Since the BCFT boundary coincides with the conformal boundary of AdS_2 , the normal-normal component of the stress tensor evaluated at the boundary vanishes,

$$T_{nn}|_{\Sigma} = 0, \quad (5.1)$$

and hence the displacement operator,

$$\mathcal{D} \equiv T_{nn}|_{\Sigma}, \quad (5.2)$$

is identically zero. It is important to emphasize that this vanishing should be understood as a *result* of the geometric setup rather than as its cause. In particular, the absence of a nontrivial displacement operator does not signal the absence of a $T\bar{T}$ deformation. Instead, it reflects the fact that, in this realization, the displacement channel is geometrically frozen

and the intrinsic boundary-localized flow is absorbed entirely into the background geometry of the cutoff surface.

Throughout this section we work within the standard $\text{AdS}_3/\text{BCFT}_2$ framework introduced in Refs. [23, 24], with an EOW brane Q of constant tension satisfying Neumann boundary conditions. The distinction between Type A and Type B lies entirely in the choice of cutoff geometry. While Type A admits a finite intersection between the cutoff surface and the EOW brane, leading to a nonvanishing displacement operator and an explicit boundary shift, Type B enforces an asymptotically AdS_2 cutoff that removes this possibility altogether.

As a consequence, the $T\bar{T}$ deformation in the Type B realization is encoded entirely through the bulk cutoff geometry and its effect on bulk observables, while the physical BCFT boundary itself remains fixed. In the following subsections we construct the Type B geometry explicitly, first for pure AdS_3 and then for the BTZ black hole, and verify that physical observables such as entanglement entropy agree with those obtained in the Type A realization. This agreement provides a nontrivial consistency check of the intrinsic equivalence between the two holographic realizations, despite their sharply different geometric implementations.

5.1 Zero temperature case: pure AdS_3

We work in the AdS_2 slicing coordinates (4.2). In the Type B realization, the bulk region is defined as a finite slab bounded by two constant- ρ hypersurfaces,

$$ds^2 = d\rho^2 + \ell^2 \cosh^2\left(\frac{\rho}{\ell}\right) \frac{d\tau^2 + dy^2}{y^2}, \quad \rho_0 \leq \rho \leq \rho_c. \quad (5.3)$$

The hypersurface at $\rho = \rho_0$ is the end-of-the-world brane Q , which obeys the Neumann boundary condition with constant tension. As reviewed previously, the brane position ρ_0 is fixed by the tension through (4.6), and the associated boundary entropy is given by (4.7).

The hypersurface at $\rho = \rho_c$ implements the holographic cutoff. A defining feature of the Type B construction is that this cutoff surface is chosen to lie at constant ρ , i.e. it follows the AdS_2 slicing of AdS_3 . As a result, its induced metric is

$$ds_{\text{ind}}^2 = \ell^2 \cosh^2\left(\frac{\rho_c}{\ell}\right) \frac{d\tau^2 + dy^2}{y^2}, \quad (5.4)$$

which is *exactly* AdS_2 .

This geometric choice has an immediate and crucial consequence. Because the cutoff surface itself is an AdS_2 spacetime, the physical BCFT boundary coincides with the conformal boundary of AdS_2 , located at $y = 0$. The BCFT boundary is therefore asymptotic rather than located at finite proper distance. In particular, the cutoff surface at $\rho = \rho_c$ intersects the EOW brane only at $y \rightarrow 0$. There is no finite intersection point at which a boundary endpoint could move.

Thus, in Type B the BCFT boundary is *geometrically fixed* by construction: it is identified with the asymptotic boundary of the induced AdS_2 geometry. This property follows

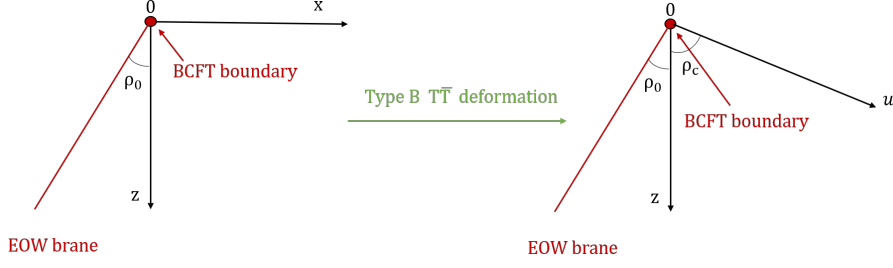


Figure 5. Bulk picture of the Type B deformation in the pure AdS case. The bulk region is the slab $\rho_0 \leq \rho \leq \rho_c$ in AdS₂ slicing. The Dirichlet surface at $\rho = \rho_c$ has an induced AdS₂ metric and intersects the EOW brane only at the asymptotic boundary $y \rightarrow 0$, so the BCFT boundary remains fixed.

directly from the choice of cutoff along AdS₂ slices and does not rely on any dynamical assumption about the boundary stress tensor.

The vanishing of the displacement operator should therefore be understood as a *consequence* of this geometric setup. Since the boundary lies at the AdS₂ conformal boundary, there is no finite normal deformation of the boundary embedding that preserves the background geometry. Correspondingly, the normal–normal component of the stress tensor vanishes,

$$T_{xx}|_{\Sigma} = 0, \quad (5.5)$$

and the displacement operator \mathcal{D} is identically zero. This reflects the absence of any boundary-localized flow or boundary motion in the Type B realization.

The bulk picture of the Type B construction is shown in Fig. 5.

We now compute the entanglement entropy of an interval A in the Type B realization. Because the induced geometry on the cutoff surface is AdS₂ and the BCFT boundary is fixed at the AdS₂ conformal boundary $y = 0$, the setup is conceptually simpler than in Type A. There is no boundary displacement and no effective shortening of the interval; all effects of the deformation are encoded in the background geometry itself.

We consider an interval A at fixed Euclidean time τ ,

$$A : \quad y \in [0, y_B], \quad (5.6)$$

anchored at the physical boundary $y = 0$ of AdS₂. The coordinate y_B is measured with respect to the induced metric (5.4) on the Dirichlet surface at $\rho = \rho_c$.

On the gravity side, the Ryu–Takayanagi surface γ_A is a geodesic in the bulk slab (5.3) that starts at the endpoint (ρ_c, y_B) on the cutoff surface and ends on the EOW brane at $\rho = \rho_0$. Because the geometry is translationally invariant along τ , the geodesic lies entirely in a constant- τ slice. Evaluating its regulated length gives

$$S(A) = \frac{\text{Area}(\gamma_A)}{4G_N} = \frac{\ell}{4G_N} \log\left(\frac{2y_B}{\epsilon_y}\right) + \frac{\rho_0}{4G_N}, \quad (5.7)$$

where ϵ_y is the short-distance cutoff in the AdS₂ coordinate y . The second term is precisely the boundary entropy S_{bdy} given in (4.7). The corresponding RT configuration is illustrated in Fig. 6.

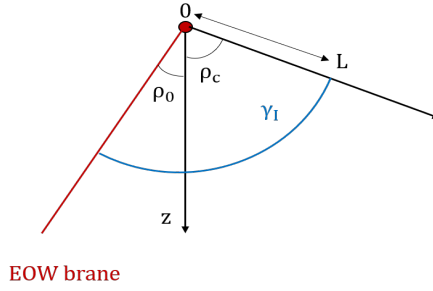


Figure 6. RT surface in the Type B realization for pure AdS. The geodesic extends from the endpoint of the interval on the AdS_2 Dirichlet boundary at $\rho = \rho_c$ to the EOW brane at $\rho = \rho_0$, without any boundary displacement.

From the field-theory perspective, the result (5.7) is exactly what one expects for a BCFT defined on AdS_2 . The entanglement entropy of an interval extending from the boundary to $y = y_B$ in the vacuum state is

$$S_{\text{BCFT}}(y_B) = \frac{c}{6} \log\left(\frac{2y_B}{\epsilon_y}\right) + S_{\text{bdy}}, \quad (5.8)$$

with no additional λ -dependent corrections. Using $c = \frac{3\ell}{2G_N}$ together with (4.7), this expression agrees exactly with the gravity result (5.7).

This analysis makes clear that the absence of boundary displacement in Type B is not a dynamical assumption but a geometric consequence of defining the cutoff surface along AdS_2 slices. The vanishing of the displacement operator \mathcal{D} and the absence of a boundary-localized flow are therefore consistency conditions, not independent inputs.

5.2 Finite temperature case: BTZ

We again start from the Euclidean BTZ geometry (4.17). In contrast to the Type A construction, the defining requirement of the Type B realization is that the physical BCFT boundary be preserved. Geometrically, this means that the cutoff surface must share the same asymptotic conformal boundary as the undeformed BCFT and therefore cannot be taken at constant radial position.

Instead, we introduce a nontrivial cutoff trajectory in the bulk,

$$x = x(z), \quad (5.9)$$

chosen such that the induced metric on the cutoff surface is intrinsically AdS_2 . This geometric requirement ensures that the cutoff surface itself possesses an asymptotic conformal boundary at infinite proper distance. As a result, the BCFT boundary is fixed by construction and cannot be displaced by any finite deformation.

Pulling back the BTZ metric (4.17) onto the surface (5.9), one finds the induced line element

$$ds_{\text{ind}}^2 = \ell^2 \left(\frac{f(z)}{z^2} d\tau^2 + \frac{1 + f(z)x'(z)^2}{f(z)z^2} dz^2 \right), \quad (5.10)$$

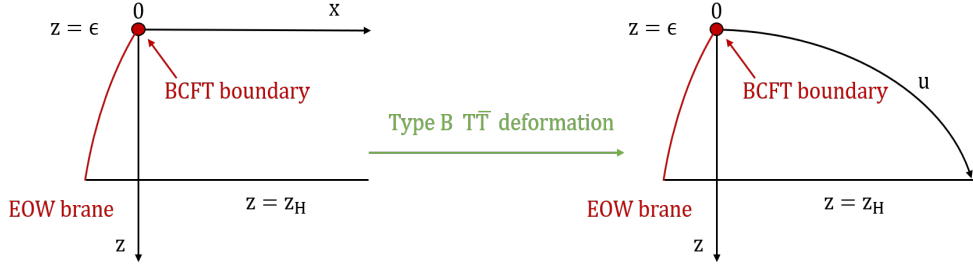


Figure 7. Bulk picture of the Type B realization in the BTZ geometry. The cutoff surface follows an AdS_2 trajectory and intersects the asymptotic boundary at a fixed point, preserving the BCFT boundary.

where $f(z) = 1 - (z/z_H)^2$. We now impose that this two-dimensional metric have constant negative curvature. Specifically, we require

$$\mathcal{R}_{\text{ind}} = -\frac{2(1 - \ell^2 T_c^2)}{\ell^2}, \quad 0 \leq T_c < \frac{1}{\ell}, \quad (5.11)$$

so that the cutoff surface is locally AdS_2 , with curvature scale controlled by the parameter T_c .

Solving the resulting differential equation for the embedding function $x(z)$ yields

$$x(z) = z_H \operatorname{arcsinh} \left(\frac{\ell T_c z}{z_H \sqrt{1 - \ell^2 T_c^2}} \right), \quad (5.12)$$

which satisfies $x(0) = 0$. Thus the cutoff surface intersects the asymptotic AdS_3 boundary at the same location as the undeformed BCFT, consistently preserving the position of the physical boundary.

Substituting (5.12) back into (5.10), the induced metric takes the explicit form

$$ds_{\text{ind}}^2 = \ell^2 \left(\left(\frac{1}{z^2} - \frac{1}{z_H^2} \right) d\tau^2 + \frac{\ell^2 z_H^4}{z^2(z_H^2 - z^2)(\ell^2 T_c^2(z^2 - z_H^2) + z_H^2)} dz^2 \right), \quad (5.13)$$

which indeed has constant curvature (5.11). The corresponding bulk geometry is shown in Fig. 7.

We now compute the entanglement entropy in the Type B realization and demonstrate explicit agreement between the bulk gravitational computation and the intrinsic BCFT description on the cutoff surface.

We begin with the gravity computation. The relevant Ryu–Takayanagi (RT) surface in the BTZ geometry with an AdS_2 cutoff trajectory is shown in Fig. 8.

The RT surface is a bulk geodesic that connects the endpoint of the interval on the cutoff surface to the EOW brane. Because the geometry is static, the geodesic lies in a constant Euclidean time slice and may be evaluated using standard embedding-coordinate techniques in AdS_3 .

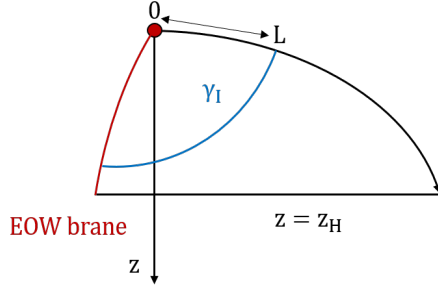


Figure 8. RT surface relevant for the gravity computation in the BTZ geometry with an AdS_2 cutoff trajectory. The extremal surface extends from the endpoint of the boundary interval on the AdS_2 Dirichlet boundary to the end-of-the-world brane, following the cutoff trajectory without inducing any boundary displacement.

The endpoint of the interval on the cutoff surface is located at

$$(\tau, x, z) = \left(0, z_H \operatorname{arcsinh} \left(\frac{\ell T_c z_L}{z_H \sqrt{1 - \ell^2 T_c^2}} \right), z_L \right), \quad (5.14)$$

while the second endpoint lies on the EOW brane and may be parametrized as

$$(\tau, x, z) = \left(0, -z_H \operatorname{arcsinh} \left(\frac{\ell T z'}{z_H \sqrt{1 - \ell^2 T^2}} \right), z' \right). \quad (5.15)$$

The regulated geodesic length $d(z')$ depends on the intersection point z' with the brane. Extremizing $d(z')$ with respect to z' yields

$$z'_{\min} = z_L z_H \sqrt{\frac{1 - \ell^2 T_c^2}{z_H^2 - \ell^2 T_c^2 + \ell^2 T^2 (z_L^2 - z_H^2)}}. \quad (5.16)$$

Substituting z'_{\min} back into the geodesic length and dividing by $4G_N$, the holographic entanglement entropy takes the form

$$S(B) = \frac{\ell}{4G_N} \operatorname{arccosh} \left(\frac{1}{\sqrt{1 - \ell^2 T^2}} \right) + \frac{\ell}{4G_N} \operatorname{arccosh} \left(\frac{1}{\sqrt{1 - \ell^2 T_c^2}} \right). \quad (5.17)$$

The first term depends only on the EOW brane tension and reproduces the boundary entropy S_{bdy} , while the second term arises entirely from the cutoff surface and encodes the intrinsic curvature scale of the AdS_2 geometry on which the deformed BCFT is defined.

We now turn to the field-theory computation. In the Type B realization, the BCFT lives on the cutoff surface itself, whose induced metric was given in (5.13). To make contact with standard BCFT formulas, it is convenient to introduce a coordinate y adapted to the AdS_2 slicing of the cutoff surface,

$$y = z_H \operatorname{arctanh} \left(\frac{z}{\sqrt{z_H^2 + \ell^2 T_c^2 (z^2 - z_H^2)}} \right). \quad (5.18)$$

In terms of y , the induced metric becomes manifestly conformally flat,

$$ds_{\text{ind}}^2 = \frac{\ell^2}{z_H^2 \sinh^2\left(\frac{y}{z_H}\right)} \frac{-d\tau^2 + dy^2}{1 - \ell^2 T_c^2} \equiv \Omega^{-2}(y) ds_{\text{flat}}^2, \quad (5.19)$$

where

$$ds_{\text{flat}}^2 = \frac{-d\tau^2 + dy^2}{1 - \ell^2 T_c^2}, \quad (5.20)$$

and $\Omega(y)$ denotes the Weyl factor. The appearance of the overall factor $(1 - \ell^2 T_c^2)^{-1}$ reflects the fact that the intrinsic AdS_2 curvature scale sets an effective UV cutoff along the y direction.

For a thermal BCFT defined on the flat background ds_{flat}^2 , the entanglement entropy of an interval $y \in [0, y_L]$ is

$$S_{\text{flat}} = \frac{c}{6} \log \left(\frac{2z_H}{\sqrt{1 - \ell^2 T_c^2}} \sinh \frac{y_L}{z_H} \right) + S_{\text{bdy}}. \quad (5.21)$$

Under a Weyl rescaling $ds^2 \rightarrow \Omega^{-2}(y) ds^2$, the short-distance cutoff transforms as $\epsilon_y \rightarrow \Omega(y) \epsilon_y$. Taking this into account, the entanglement entropy on the physical induced geometry becomes

$$\begin{aligned} S(B) &= \frac{c}{6} \log \left(\frac{2z_H}{\Omega(y_L) \sqrt{1 - \ell^2 T_c^2}} \sinh \frac{y_L}{z_H} \right) + S_{\text{bdy}} \\ &= \frac{c}{6} \text{arccosh} \left(\frac{1}{\sqrt{1 - \ell^2 T_c^2}} \right) + \frac{c}{6} \text{arccosh} \left(\frac{1}{\sqrt{1 - \ell^2 T^2}} \right), \end{aligned} \quad (5.22)$$

where in the final step we used the explicit form of the Weyl factor and the relation between the boundary entropy and the EOW brane tension. Using $c = \frac{3\ell}{2G_N}$, this result matches the holographic expression exactly.

This agreement provides a nontrivial consistency check of the Type B construction. Unlike in Type A, the $T\bar{T}$ deformation in Type B does not manifest itself as a boundary displacement. Instead, all effects of the deformation are encoded in the intrinsic AdS_2 geometry of the cutoff surface, while the physical BCFT boundary remains fixed at the AdS_2 conformal boundary.

6 Conclusion and discussion

In this work we have analyzed the $T\bar{T}$ deformation of boundary conformal field theories from an intrinsic field-theoretic perspective and through its holographic realizations in $\text{AdS}_3/\text{BCFT}_2$. Our starting point was the formulation of the $T\bar{T}$ deformation as a mixed asymptotic boundary condition in AdS_3 , which yields an exact quadratic trace relation for the stress tensor without introducing a finite radial cutoff. This intrinsic formulation provides a nonperturbative and representation-independent framework for the deformation and serves as the conceptual backbone of the present analysis.

When restricted to a BCFT without independent boundary degrees of freedom, the intrinsic $T\bar{T}$ deformation acquires a genuinely boundary-localized character. Imposing reflective boundary conditions collapses the bulk composite operator to a purely boundary contribution governed by the displacement operator. We derived an exact boundary flow equation and integrated it in closed form, obtaining a universal one-dimensional irrelevant boundary action. This construction makes explicit that the $T\bar{T}$ deformation does not introduce new boundary degrees of freedom. Instead, it reorganizes existing boundary data into a nonlinear functional of the displacement operator, fully determined by BCFT Ward identities. From this perspective, the deformation modifies the kinematic response of the boundary without enlarging its operator content.

A central conceptual result of our field-theoretic analysis is the precise equivalence between two descriptions of the boundary deformation. In the fixed-boundary representation, the deformation is encoded through an induced boundary action added to the generating functional. In the moving-boundary representation, the same deformation is realized as a λ -dependent shift of the boundary embedding, with the displacement operator acting as the conjugate variable. We demonstrated that these two descriptions are related by a variational (Legendre-type) transformation and therefore constitute two parameterizations of the same intrinsic boundary-localized flow. This equivalence concerns the variational problem and the resulting space of classical solutions, rather than the physical motion of an independent boundary degree of freedom, and should be clearly distinguished from differences that arise from particular holographic realizations.

Intrinsic versus cutoff-based descriptions. An important conceptual aspect of the present framework is the distinction between intrinsic and cutoff-based descriptions of the $T\bar{T}$ deformation. In the intrinsic formulation adopted here, the deformation is defined as a modification of the asymptotic variational principle and does not introduce new boundary degrees of freedom. The displacement operator that governs the boundary-localized flow is therefore an intrinsic operator of the undeformed BCFT. Its role is to mediate geometric reparametrizations of the boundary data rather than to undergo renormalization or operator mixing along the λ flow. All dependence on the deformation parameter is encoded in expectation values and in the geometric relations implied by the variational principle.

This viewpoint differs from approaches in which the deformation is implemented by introducing a finite radial cutoff and treating the cutoff surface itself as a dynamical object. In such descriptions, geometric motion may appear explicitly and can obscure which aspects of the deformation are intrinsic and which depend on a particular choice of holographic realization. By contrast, the intrinsic perspective isolates the deformation at the level of boundary Ward identities and makes transparent the sense in which different bulk geometries encode the same underlying boundary-localized physics.

On the holographic side, we identified two inequivalent bulk realizations of the same intrinsic deformation, referred to as Type A and Type B. Both realizations implement the identical mixed asymptotic boundary condition that defines the $T\bar{T}$ deformation, but they differ in how boundary data are encoded geometrically in the bulk.

In the Type A realization, the Dirichlet cutoff surface is taken to be rigid, while the

end-of-the-world brane continues to satisfy its Neumann boundary condition. Varying the deformation parameter causes the intersection point between the cutoff surface and the brane to move along the boundary direction. When described in terms of the induced geometry on the cutoff surface, this motion appears as a finite displacement of the physical BCFT boundary. In this case the displacement operator is nonvanishing, and the boundary motion provides a direct geometric representation of the intrinsic boundary-localized flow.

In the Type B realization, by contrast, the cutoff surface is chosen such that its induced metric is asymptotically AdS_2 . With this choice, the cutoff surface intersects the end-of-the-world brane only at asymptotic infinity. The physical BCFT boundary therefore coincides with the conformal boundary of an AdS_2 geometry and is geometrically pinned, in the sense that no finite boundary location exists whose embedding could be shifted by varying the deformation parameter. As a result, the normal-normal component of the stress tensor vanishes at the boundary, the displacement operator is identically zero, and no explicit boundary motion is generated. Importantly, this absence of boundary displacement should be understood as a consequence of the asymptotic AdS_2 structure of the cutoff geometry rather than as an independent dynamical assumption. In this realization the intrinsic boundary-localized flow is not absent, but rather is geometrically frozen and absorbed entirely into the background geometry of the cutoff surface.

This comparison clarifies an important conceptual point. Type A and Type B do not correspond to different deformations of the BCFT, nor do they map directly onto the fixed-versus moving-boundary representations in field theory. In particular, Type B cannot be obtained from Type A by a coordinate redefinition or boundary reparametrization, since the existence of a finite intersection point between the cutoff surface and the end-of-the-world brane is a geometric invariant. Instead, the two constructions are genuinely distinct holographic realizations of the same intrinsic boundary-localized deformation, distinguished only by how boundary data are encoded in bulk geometric variables.

We used entanglement entropy, both at zero and finite temperature, as a quantitative probe of these two holographic realizations. The agreement with BCFT expectations provides a nontrivial consistency check of the intrinsic boundary-localized flow and demonstrates that universal observables are insensitive to the specific geometric realization chosen in the bulk. More broadly, our results highlight the usefulness of entanglement entropy as a diagnostic tool for disentangling intrinsic properties of irrelevant deformations from features that depend on particular holographic implementations.

There are several natural directions for future work. It would be interesting to extend the intrinsic analysis developed here to other irrelevant deformations and to investigate whether analogous boundary-localized structures arise more generally, in particular in theories with independent boundary degrees of freedom. Another direction is the study of higher-dimensional generalizations, where boundary Ward identities and displacement operators possess a richer structure. Finally, a more systematic classification of admissible holographic cutoff geometries and their relation to intrinsic mixed boundary conditions may provide further insight into how different bulk realizations encode the same ultraviolet deformation.

We hope that the intrinsic perspective adopted in this work helps clarify the role of

boundaries in $T\bar{T}$ -deformed theories and provides a useful framework for future investigations of irrelevant deformations in holographic and boundary quantum field theories.

Acknowledgments

Feiyu Deng thanks Make Yuan and Zhi Wang for usefull discussions. Feiyu Deng is supported by the National Natural Science Foundation of China (NSFC) Project No.12547135.

References

- [1] A.B. Zamolodchikov, *Expectation value of composite field T anti- T in two-dimensional quantum field theory*, [hep-th/0401146](#).
- [2] F.A. Smirnov and A.B. Zamolodchikov, *On space of integrable quantum field theories*, [Nucl. Phys. B](#) **915** (2017) 363 [[1608.05499](#)].
- [3] A. Cavaglià, S. Negro, I.M. Szécsényi and R. Tateo, *$T\bar{T}$ -deformed 2D Quantum Field Theories*, [JHEP](#) **10** (2016) 112 [[1608.05534](#)].
- [4] J. Cardy, *The $T\bar{T}$ deformation of quantum field theory as random geometry*, [JHEP](#) **10** (2018) 186 [[1801.06895](#)].
- [5] D. Basu, Q. Wen and M. Xu, *The holographic $T\bar{T}$ deformation of the CFT_2 with gravitational anomalies*, [JHEP](#) **12** (2025) 061 [[2507.20292](#)].
- [6] S.E. Aguilar-Gutierrez, A. Svesko and M.R. Visser, *$T\bar{T}$ deformations from AdS_2 to dS_2* , [JHEP](#) **01** (2025) 120 [[2410.18257](#)].
- [7] E. Tsolakidis, *Massive gravity generalization of $T\bar{T}$ deformations*, [JHEP](#) **09** (2024) 167 [[2405.07967](#)].
- [8] A. Banerjee and G. Policastro, *Energy Reflection and Transmission of Interfaces in $T\bar{T}$ -deformed CFT*, [2512.03167](#).
- [9] D. Basu and S. Biswas, *Entanglement, $T\bar{T}$ and rotating black holes*, [JHEP](#) **03** (2025) 167 [[2410.06363](#)].
- [10] D. Basu and V. Raj, *Reflected entropy and timelike entanglement in $T\bar{T}$ deformed CFT_2 s*, [Phys. Rev. D](#) **110** (2024) 046009 [[2402.07253](#)].
- [11] J.-C. Chang, Y. He, Y.-X. Liu and Y. Sun, *Toward a Unified de Sitter Holography: A Composite $T\bar{T}$ and $T\bar{T} + \Lambda_2$ Flow*, [2511.16098](#).
- [12] W.-X. Lai, H. Wang and Y. Xu, *Non-perturbative aspects of entanglement structures in $T\bar{T}$ -deformed CFTs*, [2507.15220](#).
- [13] J. Gu, Y. Jiang and H. Wang, *Resurgence of $T\bar{T}$ Deformed Partition Function*, [Phys. Rev. Lett.](#) **135** (2025) 081601 [[2410.19633](#)].
- [14] L. Chen, Z. Du, K. Liu and W. Song, *Symmetries and operators in $T\bar{T}$ deformed CFTs*, [2507.08588](#).
- [15] H. Babaei-Aghbolagh, S. He, T. Morone, H. Ouyang and R. Tateo, *Geometric Formulation of Generalized Root $T\bar{T}$ Deformations*, [Phys. Rev. Lett.](#) **133** (2024) 111602 [[2405.03465](#)].
- [16] H. Babaei-Aghbolagh, B. Chen and S. He, *Integrable Sigma Models and Universal Root $T\bar{T}$ Deformation via Courant-Hilbert Approach*, [2509.17075](#).

- [17] M. Guica, *From black holes to solvable irrelevant deformations and back*, [2512.23620](#).
- [18] L. McGough, M. Mezei and H. Verlinde, *Moving the CFT into the bulk with $T\bar{T}$* , *JHEP* **04** (2018) 010 [[1611.03470](#)].
- [19] M. Guica and R. Monten, *$T\bar{T}$ and the mirage of a bulk cutoff*, *SciPost Phys.* **10** (2021) 024 [[1906.11251](#)].
- [20] P. Kraus, J. Liu and D. Marolf, *Cutoff AdS_3 versus the $T\bar{T}$ deformation*, *JHEP* **07** (2018) 027 [[1801.02714](#)].
- [21] J.L. Cardy, *Conformal invariance and surface critical behavior*, *Nucl. Phys. B* **240** (1984) 514.
- [22] D.M. McAvity and H. Osborn, *Conformal field theories near a boundary in general dimensions*, *Nucl. Phys. B* **455** (1995) 522 [[cond-mat/9505127](#)].
- [23] T. Takayanagi, *Holographic Dual of BCFT*, *Phys. Rev. Lett.* **107** (2011) 101602 [[1105.5165](#)].
- [24] M. Fujita, T. Takayanagi and E. Tonni, *Aspects of $AdS/BCFT$* , *JHEP* **11** (2011) 043 [[1108.5152](#)].
- [25] S. Ryu and T. Takayanagi, *Holographic derivation of entanglement entropy from AdS/CFT* , *Phys. Rev. Lett.* **96** (2006) 181602 [[hep-th/0603001](#)].
- [26] D.M. McAvity and H. Osborn, *Energy momentum tensor in conformal field theories near a boundary*, *Nucl. Phys. B* **406** (1993) 655 [[hep-th/9302068](#)].
- [27] K. Jensen and A. O'Bannon, *Constraint on Defect and Boundary Renormalization Group Flows*, *Phys. Rev. Lett.* **116** (2016) 091601 [[1509.02160](#)].
- [28] J.D. Brown and M. Henneaux, *Central Charges in the Canonical Realization of Asymptotic Symmetries: An Example from Three-Dimensional Gravity*, *Commun. Math. Phys.* **104** (1986) 207.
- [29] M. Henningson and K. Skenderis, *The Holographic Weyl anomaly*, *JHEP* **07** (1998) 023 [[hep-th/9806087](#)].
- [30] S. de Haro, K. Skenderis and S.N. Solodukhin, *Holographic reconstruction of spacetime and renormalization in the AdS/CFT correspondence*, *Commun. Math. Phys.* **217** (2001) 595 [[hep-th/0002230](#)].
- [31] K. Skenderis, *Lecture notes on holographic renormalization*, *Class. Quant. Grav.* **19** (2002) 5849 [[hep-th/0209067](#)].
- [32] G.W. Gibbons and S.W. Hawking, *Action Integrals and Partition Functions in Quantum Gravity*, *Phys. Rev. D* **15** (1977) 2752.
- [33] V. Balasubramanian and P. Kraus, *A Stress tensor for Anti-de Sitter gravity*, *Commun. Math. Phys.* **208** (1999) 413 [[hep-th/9902121](#)].
- [34] S. Datta and Y. Jiang, *$T\bar{T}$ deformed partition functions*, *JHEP* **08** (2018) 106 [[1806.07426](#)].
- [35] Z. Wang and F. Deng, *Holographic boundary conformal field theory with $T\bar{T}$ deformation*, *JHEP* **01** (2025) 020 [[2411.06345](#)].