

Preprint version

Please note: the paper is published in Measurement (Elsevier) Volume 264, 10 March 2026, 120328

Final version published: <https://doi.org/10.1016/j.measurement.2026.120328>

MULTISCALE GEOMETRIC ANALYSIS OF DYNAMIC WETTABILITY ON COMPLEX, FRACTAL-LIKE, ANISOTROPIC SURFACES

Katarzyna Peta^{1,*}, Krzysztof J. Kubiak², Christopher A. Brown³

¹ Institute of Mechanical Technology, Poznan University of Technology, 60-965 Poznan, Poland

² School of Mechanical Engineering, University of Leeds, United Kingdom

³ Mechanical and Materials Engineering Department, Worcester Polytechnic Institute, Worcester, Massachusetts 01609, USA

* Corresponding author: katarzyna.peta@put.poznan.pl

Keywords: wettability, fractals, complex surfaces, multiscale analysis, surface measurement

Abstract

This study introduces novel insights into the development of procedures for identifying the most relevant scales for observing the interactions of dynamic wettability and surface complexities. The experimental procedures presented for measuring dynamic contact angle hysteresis in multiscale correlation with the geometric characteristics of anisotropic surfaces contribute to a new perspective on measurement practice. In this study, microtexturing with a pyramidal structured abrasive belt is applied for precisely forming area- and length-scale fractal anisotropic surface complexities, and consequently, topographically dependent functional feature. The significant role of anisotropic topographies in modeling dynamic wettability behavior is highlighted through multiscale measurement-based analysis. These studies verify the relationship between dynamic wettability and the finest surface microgeometry (microroughness) and also the coarsest texture components (waviness). The size of topographic features, ranging from microroughness to waviness, significantly influences droplet pinning and liquid entrapment. Furthermore, the influence of material hydrophilicity and hydrophobicity on the calculated multiscale relationships is assessed. The results indicated specific scales that best correlate with dynamic wettability, with length- and area-scale complexities of $6.9\ \mu\text{m}$ and $28\ \mu\text{m}^2$, respectively. A novel measurement-based approach to scale-dependent surface–functionality interactions offers new insights for designing dynamic wettability on anisotropic surfaces.

1. Introduction

Multiscale geometric analyzes represent surface topographies with many self-similar triangular fractal shapes of various sizes defining the scale [1]. Surface characterization in the context of multiscale geometry includes the following parameters: relative area (calculated to the nominal surface area) and relative length (calculated to the nominal length segment), as well as area- or length topographic complexity (the slope of the logarithmic relationship of relative area or relative length versus scale, multiplied by -1000) [2]. Geometric multiscale analyzes are applicable to surfaces that can be covered with fractal shapes. This applies to complex surfaces, most frequently occurring in reality [3]. Surface topographies described by different scales of fractal shapes show different correlation strengths with surface phenomena, including wettability and lubrication [4]. Therefore, the one of the important purpose of multiscale geometric analysis is to identify the best scales for observing wetting on complex surfaces [5].

A liquid droplet discreetly interacts with a solid surface along the contact line and area. Brown analyzed the tribological interactions with the textured base of the ski and noticed local changes in wettability associated with tiles inclinations at some significant scales [6]. Triangular tiles were used in this case to visualize and calculate the actual surface area, according to the assumptions of scale-sensitive fractal analysis. It is fundamental that the contact area is characterized by irregularities. Therefore, local contact angles depend on a sufficiently significant inclination of the tiles at certain scales. Despite the possibility of tiles inclinations below a certain scale threshold, their interactions with the liquid droplet show no relevant relationship, and these surfaces are considered smooth. The surface irregularities covered by the tiles should be large enough to avoid smoothing the droplet surface caused by surface tension acting at a certain distance from the contact area. The author further stated that interactions related to surface wettability result from the occurrence of numerous discrete, fine-scale interactions.

Abrasive belt grinding is an efficient and precise technique for finishing material surfaces [7]. The abrasive belt's flexibility ensures effective adaptation to the workpiece geometry, and its extended length facilitates improved heat dissipation, leading to a lower temperature in the grinding zone [8]. A specific type of abrasive belts is those with a pyramidal structure, which offer improved longevity due to the vertical, multi-layer arrangement of abrasive grains in the matrix. Here, self-sharpening material exposes new, sharp abrasive grains as the belt wears, improving the surface finish of the material. Material removal efficiency is closely related to the degree of wear of the pyramidal structures of the abrasive belt [9]. Through controlled and precise material removal, abrasive belts create surface textures that can affect the functional features of the surface.

The surface wettability, as one of the basic topographically dependent functionalities, is determined by the contact angle [10]. While static wettability refers to a contact angle of the sessile droplet on a surface, dynamic wettability considers the movement of droplet and the shift of the contact line [11]. Although the contact angle is considered the basic measure of wettability, it can be supplemented by other characteristics to more broadly describe the dynamic aspects of wettability [12]. The differences between the advancing and receding contact angles for lubricant droplet in motion determine the dynamic contact angle hysteresis [13]. This phenomenon is an indicator of the interfacial properties related to friction and adhesion of liquid droplets on the surface [14].

The dynamic contact angle hysteresis is important in, for example, self-cleaning surfaces [15], aerodynamic and hydrodynamic surfaces [16], implants lubrication with biological fluids [17], or heat transfer applications [18]. Jaikumar et al. [19] proved that modifying the contact angle hysteresis improves the heat transfer efficiency. This assumption can be effectively determined by experiments or computational fluid dynamics, as demonstrated by Ding et al [20]. Foulkes et al. proposed a nano-scale surface leading to higher heat dissipation coefficients in hot areas while maintaining the required heat transfer efficiency. Nanotexturing of the surface resulted in a small contact angle hysteresis on the condenser surface [21]. Chang et al. studied the effect of patterned surfaces on contact angle hysteresis in a microchannel heat transfer system. The authors observed differences in the contact angle hysteresis when linear surface defects or wear occurred [22]. Some engineering applications require anisotropic wetting and lubrication properties, especially important in heat transfer systems and fluid transport across a surface [23]. Anisotropic wetting and lubrication properties can be created by nano- or micro-texturing the surface in the form of grooves, changing contact angle hysteresis in directions parallel and perpendicular to the grooves [25, 26]. The occurrence of multiple metastable states between the Wenzel and Cassie-Baxter models can be related to grooved surfaces. The advancing and receding contact angles for grooved surfaces depend on the viewing angle [25]. Li described that increasing the spacing between the grooves and reducing their width results in a decrease in the contact angle hysteresis [26].

Dynamic contact angle hysteresis strongly correlates with hydrodynamic lubrication [27,28]. The behavior of the lubricant on the surfaces is important in terms of minimizing friction and wear of the surfaces in contact [29]. The sliding angle is important to determine fluid drainage, although in tribology systems to entrap lubricant [30]. Lubrication depends on the texture of the surface determining the ability to trap the lubricant in the valleys of the surface or in the spaces between the asperities in the case of irregular surfaces. The entrapment of the lubricant allows for its regular self-supply to the surfaces in contact [31] and modeling the performance of tribological systems [32].

Wettability is determined by the chemical composition of the material and surface texture [33]. The literature presents a comparison of static contact angles of various types of materials, including: aluminum, titanium, iron, copper alloys, as well as ceramics and polymers. Regardless of the texture, ceramics are characterized by the highest wettability in this group, and aluminum alloys by the lowest [34]. Surface texture includes roughness, waviness and lay, which are sequentially presented from the shortest to the longest spatial wavelengths. Roughness and waviness influence wettability [35], while lay is related to the least impact [36]. To extract texture components, S- or L-filtering is used (ISO 25178) [37]. The S-filter attenuates shorter wavelengths, while the L-filter attenuates longer wavelengths. Additionally, by setting certain cutoff values, it is possible to extract only roughness or waviness [38].

The behavior of liquid drops on chemically and topographically different surfaces can be modeled by the principles of dynamics at the three-phase contact line, as a valuable complement to experimental research [39]. The contact angle hysteresis can be investigated numerically by the lattice Boltzmann method [40]. Wang et al. performed the first studies on contact angle hysteresis using this method. The authors modeled the dynamic movement of liquid drops for three classic wetting cases, for a perfectly smooth, rough and chemically inhomogeneous surface [41]. Other

work has also considered microporous surfaces and the drainage process [42], as well as anisotropic lubrication of both hydrophilic and hydrophobic surfaces [43].

Wettability studies constitute a scientific challenge due to the difference in scales. Macroscale phenomenon of the behavior of liquid droplets sensitive to surface textures at the nanoscale [44]. Precise surface metrology is important for observing wetting phenomena [45]. Chang et al. concluded that even nanodroplets on nanotextured surfaces have an impact on contact angle hysteresis [46]. Moreover, the indication of the best scales for observing wettability and lubrication phenomena on rough surfaces is described in publications [4,47]. This indicates the importance of the concept of scale in describing topographically dependent tribological functionalities [48].

In recent years, there has been increased attention on multiscale measurement-based techniques for interpreting functional phenomena that depend on surface topography. Despite significant progress in this field, many aspects have not yet been thoroughly investigated. The literature mainly describes multiscale correlations of topographic complexities with static contact angle [4–6,47], dynamic contact angle of isotropic surfaces [49] or microwear [48,50,51]. Thus, a significant research gap can be identified, which includes the following aspects:

- Abrasive belt grinding has not been considered in terms of the generated multiscale geometries affecting dynamic wettability.
- Dynamic contact angle hysteresis of anisotropic surfaces, which addresses to the dynamic aspects of wettability and lubrication, has not yet been considered relative to the scale of observation.
- Dynamic behavior of liquids, which is more natural for functional surfaces, is rarely explored; most publications focus on the static contact angle [40,41,52].
- Grooved, anisotropic textures are characterized by a variety of geometries (depth, width, shape, slope), while conventional parameters for topographies characterization provide an incomplete description of this geometry, thus not comprehensive in correlation with wettability and lubrication.

These studies introduce new insights into dynamic surface wettability in a multiscale aspect. The main contributions of this work are as follows:

- Multiscale measurement-based correlations of dynamic contact angle hysteresis and topographic fractal complexity of anisotropic surfaces.
- Indicating the differences in dynamic wettability between hydrophilic and hydrophobic surfaces and applicability of multiscale analyses to both types of materials.
- Identifying the best scales for observing dynamic wettability.
- Describing anisotropic, grooved textures with area- and length-scale parameters as capable of correlating with dynamic wettability.

2. Materials and methods

2.1. Materials

The following materials were analyzed in these studies:

- aluminium alloy 7064 with hydrophobic properties (contact angle $> 90^\circ$),

- fluorophlogopite mica ceramics in borosilicate glass with hydrophilic properties (contact angle $< 90^\circ$) and chemical composition: 46 wt% SiO_2 , 17 wt% MgO , 16 wt% Al_2O_3 , 10 wt% K_2O , 7 wt% B_2O_3 , 4 wt% F.

2.2. Texturing and preparation of surfaces

The surface texturing included polishing with sandpapers with grits: 400, 600 and 2500, respectively. Then, the grooves were textured with a Trizact (3M, Maplewood, USA) abrasive belt with 600 grit. Abrasive belts create grooved anisotropic surfaces using evenly oriented pyramids of bond with abrasive material (ceramic aluminum oxide). While the pyramids wear, new and sharp abrasive grains constantly appear. The abrasive belts had the same geometric shape of pyramids, and gradation of the abrasive material embedded in the bond. In contrast to conventional abrasive materials that tend to gouge and plough, Trizact abrasive belts have self-sharpening features that maintain sharp pyramids for precise surface texturing (Fig. 1). The dimensions of the grooves are closely related to the dimensions of the pyramids on the abrasive grinding belt. The grooves were textured by moving the workpiece along one direction of the abrasive belt.

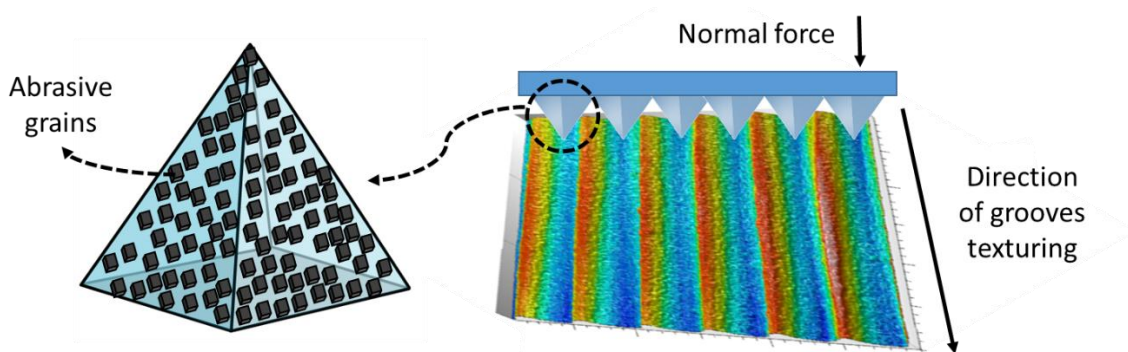


Fig. 1. Graphic visualization of the grinding process with an abrasive belt.

Surface texturing resulted in the formation of ten surfaces for further research:

- A1 – polished aluminium alloy,
- A2-A5 – aluminum alloy grooved texture,
- C1 – polished ceramics,
- C2-C5 – ceramic grooved texture.

Preparation of the surfaces included cleaning with compressed air (15 s) and a bath in the glass with liquids: deionized water (2 min), isopropyl alcohol (2 min) and acetone (1 min). All surfaces were measured right after surface preparation. Therefore, the time between surface cleaning and both surface topography and wettability measurements was no longer than 5 min.

2.3. Measurement methods

A Bruker Alicona InfiniteFocus G5 optical 3D microscope (Graz, Austria), was used for topographic characterizations. The measurement settings included 10x magnification, vertical resolution $0.2\ \mu\text{m}$, lateral resolution $3.5\ \mu\text{m}$, and field of view $7.42 \times 7.42\ \text{mm}$. The measured topographies were processed in the MountainsMap software from DigitalSurf (Besançon, France),

through the following steps: surface leveling, thresholding, removing outliers and filling in non-measured points. The topographies were characterized by conventional (ISO 25178 [37]), along with multiscale (ASME B46.1 appendix K [53]) parameters. The primary extracted surfaces were filtered to compare the correlation of texture components and the dynamic contact angle hysteresis. For this purpose, Gaussian filtering was used, and a nesting index of 0.25 mm was chosen to attenuate the shortest wavelengths, reducing measurement noise.

Dynamic wettability measurements were performed perpendicular (PR) and parallel (PL) to the grooves on an optical goniometer with table tilted in the range of 0°-90°. The needle is attached to a motorized linear stage to facilitate small droplets being placed on the surface by lowering and retracting the needle. The waiting time 2 s between successive tilting angles were intended to stabilize the droplet in a given position. The liquid droplet used in the studies was deionized water with the volume of 3 μ l. Here, the results were calculated as an arithmetic mean based on five repetitive wettability measurements on textured surfaces. Wettability measurements were performed at room temperature of 22°C and relative humidity of 40%. Dynamic contact angle hysteresis measurements were performed automatically, according to a developed script. The sequence of droplet images was captured using a camera operating at a frame rate of 30 frames per second (30 fps).

Script of the dynamic contact angle hysteresis measurements

```
LT100;    Light On 100%
DO3;      Drop Out 3 $\mu$ l
WT2000;   Wait 2000 ms
MD300;    Move Down the needle 300 steps (3 mm)
MU300;    Move Up the needle 300 steps (3mm)
WT2000;   Wait 2000 ms
TL45;     Table tilt 45°
WT2000;   Wait 2000 ms
TL60;     Table tilt 60°
WT2000;   Wait 2000 ms
TL75;     Table tilt 75°
WT2000;   Wait 2000 ms
TL90;     Table tilt 90°
WT2000;   Wait 2000 ms
TL0;      Table tilt back to 0°
```

Dynamic wettability included determining the static contact angle, advancing contact angle, receding contact angle, contact angle hysteresis, and sliding angle. An overview of the experimental setup is shown in Fig. 2. Wettability measurements were conducted for a liquid droplet moving perpendicular (PR) and parallel (PL) to the grooves.

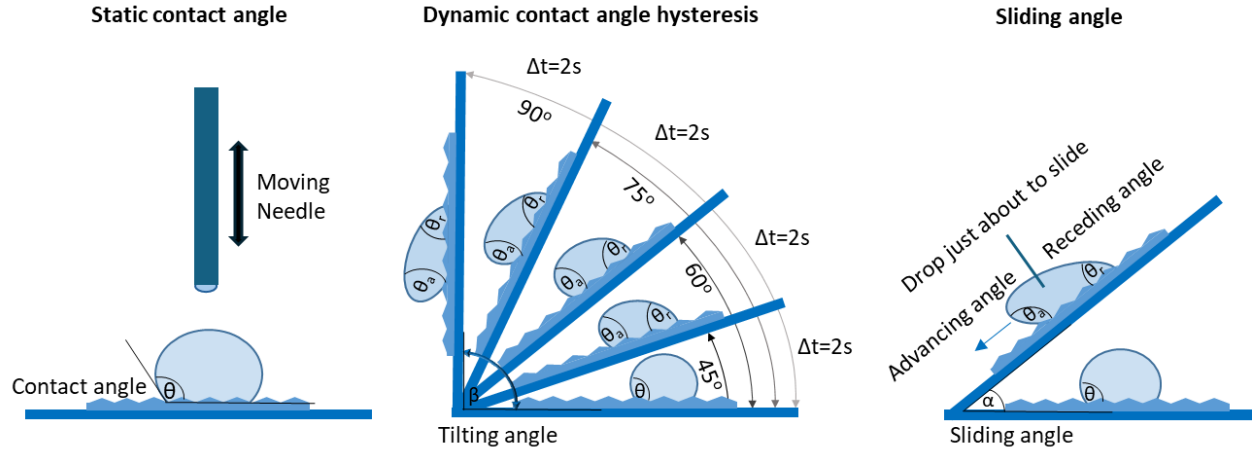


Fig. 2. Schematic view of the experimental setup: dynamic contact angle hysteresis (difference between advancing and receding contact angles) in perpendicular PR configuration, sliding angle, and static contact angle.

Multiscale geometric analyses were applied to correlate surface topographic complexity with dynamic contact angle hysteresis at scales between sampling distance and field of view, i.e., $0.58 \mu\text{m}^2$ – $1,318,420 \mu\text{m}^2$ for area scales and $1.32 \mu\text{m}$ – $1,624 \mu\text{m}$ for length scales. Therefore, the textured surfaces were characterized in terms of topographic complexity at the area scale (Asfc) and length scale (Lsfc) in the directions perpendicular and parallel to the grooves, and then correlated with dynamic contact angle hysteresis (CAH). Here, these correlation strengths were calculated based on the Pearson correlation coefficient (r) across the scales considered. Multiscale geometric analyses identified the scales of best positive and negative correlations (r), tending to +1 or -1, between topographic complexities and dynamic contact angle hysteresis. A range of weakest correlation scales close to 0 was also identified.

3. Results

3.1. Surface topography

3D surface images along with conventional height and hybrid topographic characterization parameters (Sa, Sq, Ssk, Sku, Sp, Sv, Sz, Sdq, Sdr) are presented for abrasive belt in Fig. 3, textured aluminum alloy in Fig. 4, and textured ceramics in Fig. 5. The texture grooves are closely related to the pyramid shape of the abrasive belt.

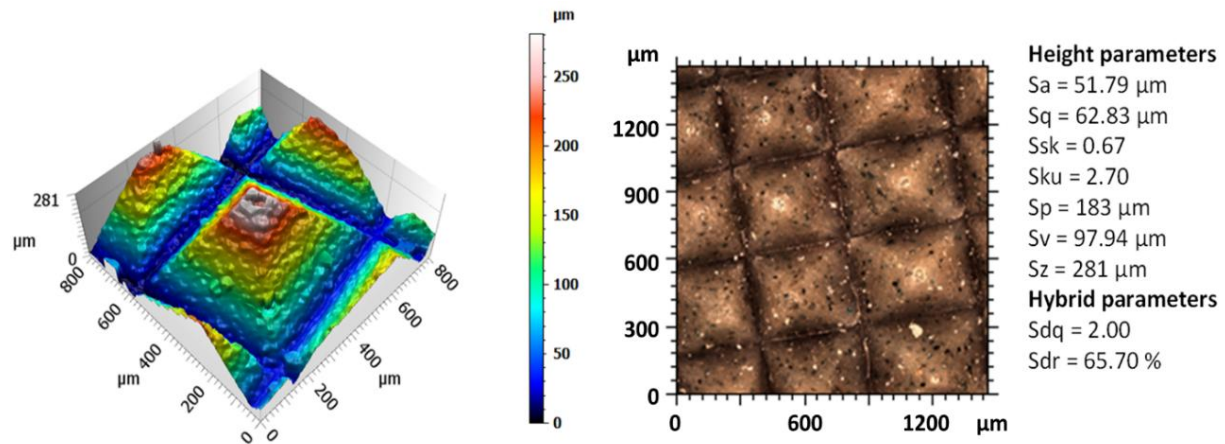


Fig. 3. 3D surface images for abrasive belt.

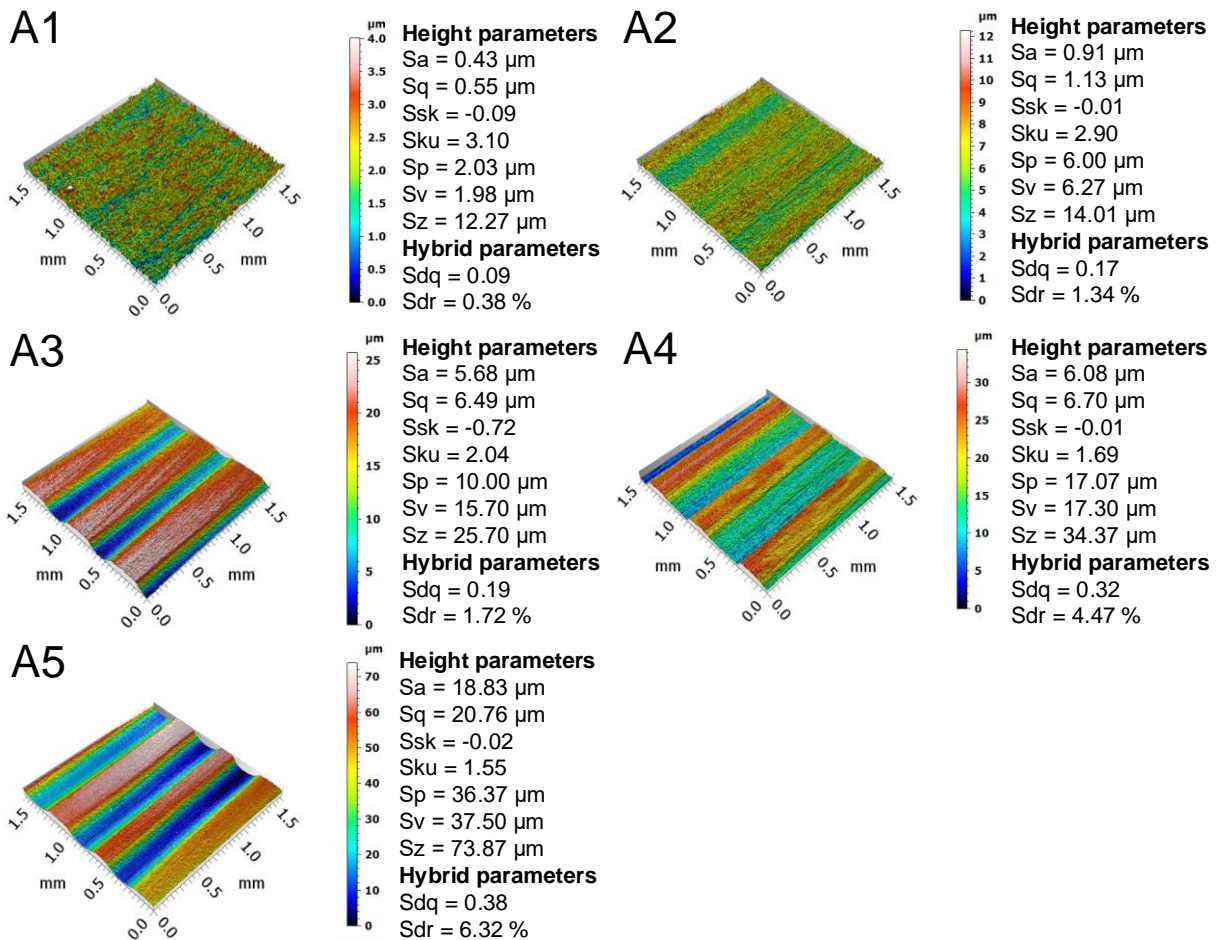


Fig. 4. 3D surface images for polished (A1) and textured surfaces (A2-A5) of aluminum alloy.

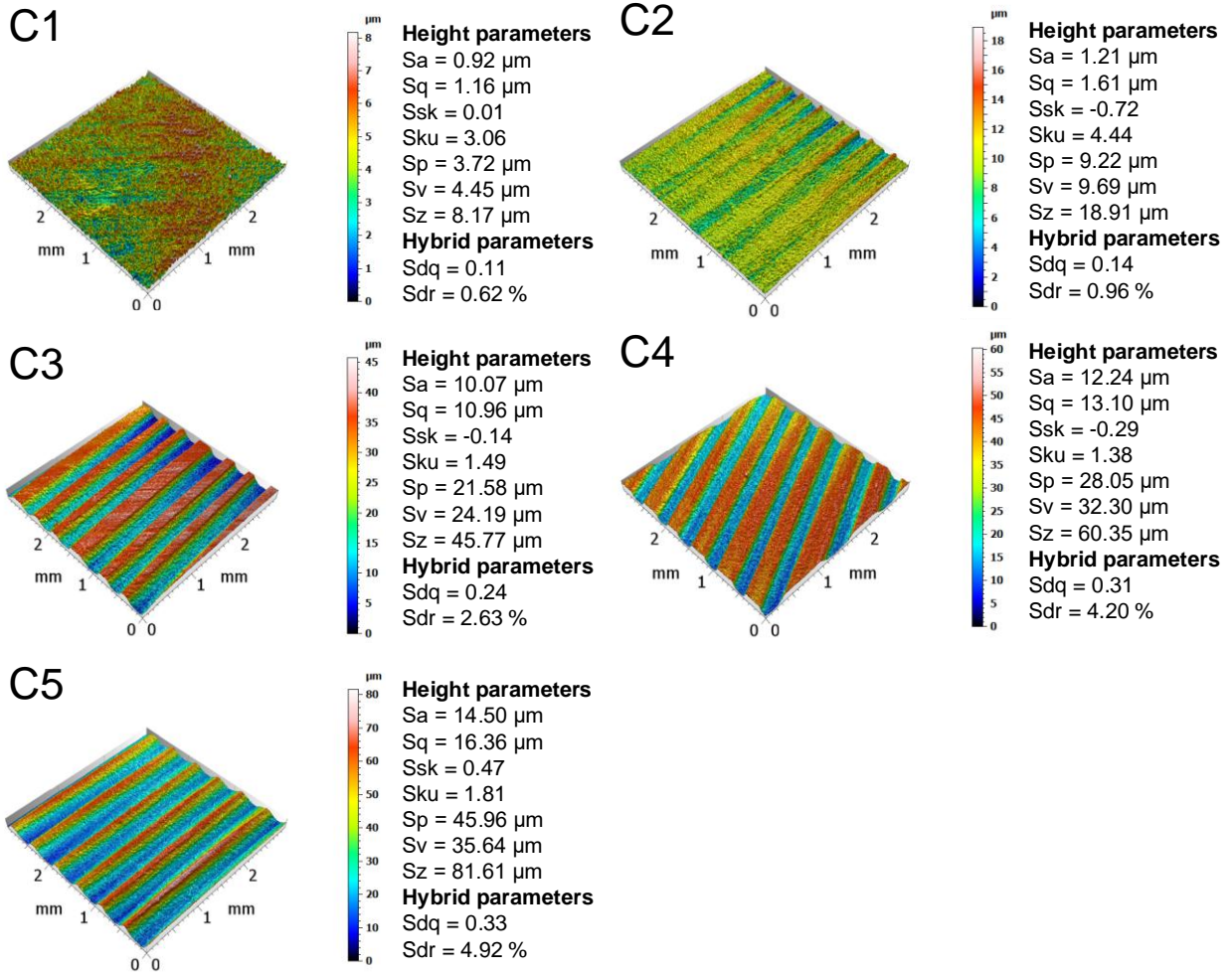
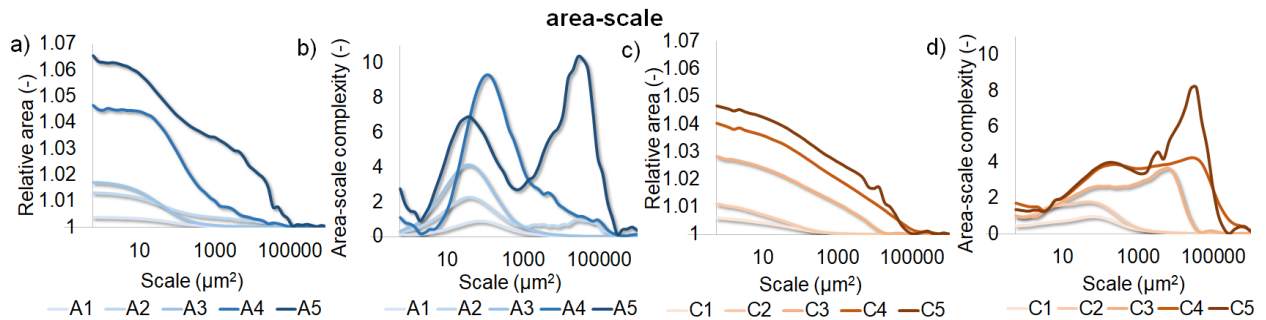


Fig. 5. 3D surface images for polished (C1) and textured surfaces (C2-C5) of ceramic.

Multiscale surface characterizations are presented in Fig. 5. These analyses include: the relative area (RelA) of the textured surfaces (Fig. 6a,b), the area-scale topographic complexity (Asfc) (Fig. 5c,d), the relative length (RelL) of the textured surfaces in both directions parallel (PL) and perpendicular (PR) to the grooves (Fig. 6e,g,i,k), and the length-scale topographic complexity (Lsfc) (Fig. 6f,h,j,l).



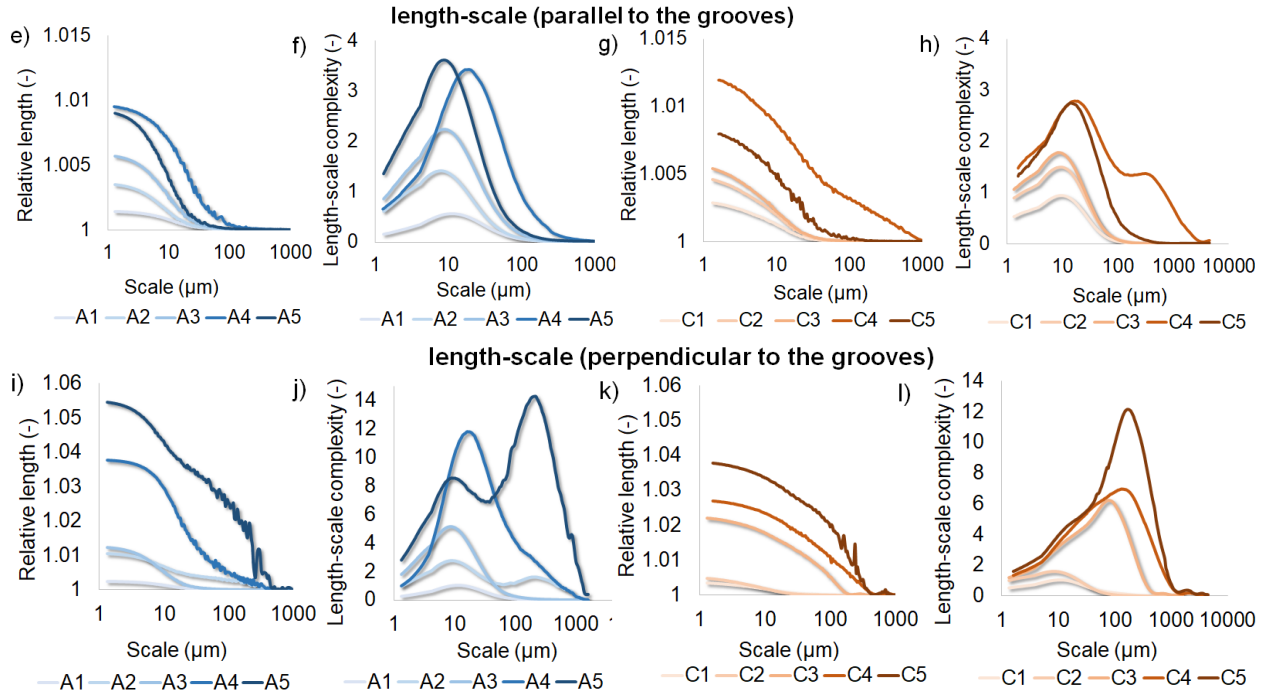


Fig. 6. Multiscale parameters: a) RelA for A1-A5, b) Asfc for A1-A2, c) RelA for C1-C5, d) Asfc for C1-C5, e) RelL for A1-A5 (PL), f) RelL for C1-C5 (PL), g) Lsfc for A1-A5 (PL), h) Lsfc for C1-C5 (PL), i) RelL for A1-A5 (PR), j) RelL for C1-C5 (PR), k) Lsfc for A1-A5 (PR), l) Lsfc for C1-C5 (PR).

Length-scale analysis, shown in Fig. 6e-l, presents the measured surface profile at different length sections (Fig. 7), and area-scale analysis, plotted in Fig. 6a-d, relies on covering the surface with triangular tiles of different sizes (Fig. 8).

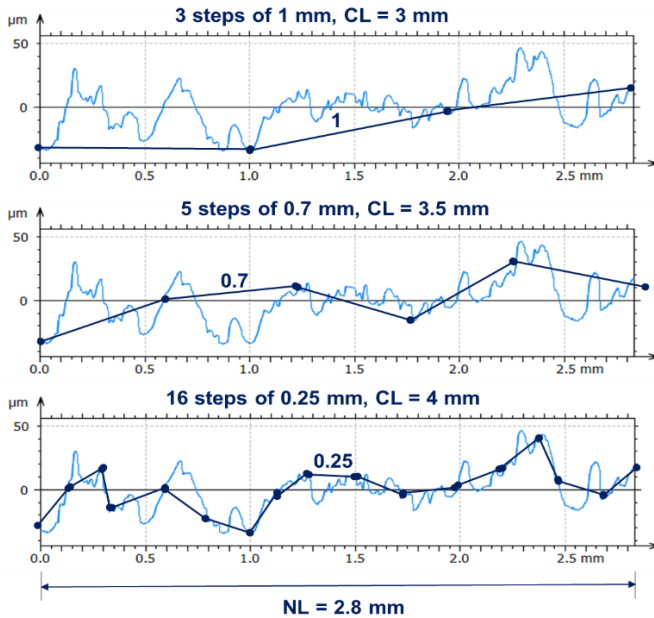


Fig. 7. Example visualization of covering the profile with length sections of different dimensions (length-scale analysis). Note: CL – calculated length, NL – nominal length.




Fig. 8. Example visualization of covering textured surfaces with triangular tiles at various scales (area-scale surface complexity analysis).

3.2. Dynamic contact angle hysteresis

Dynamic contact angle hysteresis with advancing and receding contact angles are measured for aluminum alloy (A1-A5) in Fig. 9, and ceramics (C1-C5) in Fig. 10. The experiments consider the forced movement of the liquid droplet in the directions perpendicular (PR) and parallel (PL) to the surface grooves, indicating entrapment of lubricant in the groove valleys and surface drainage. Here, the sliding angle determines the surface tilt angle causing the liquid droplet to move by changing the contact area between the droplet and the surface. Contact angle recording stopped when the contact area started to move and the droplet crossed the topographic peak. The last point of the curve on the dynamic contact angle hysteresis versus time graph refers to the sliding angle. The shape of the droplet representing the shift in the liquid-surface contact area, along with the corresponding advancing and receding contact angles, is shown in Fig. 11.

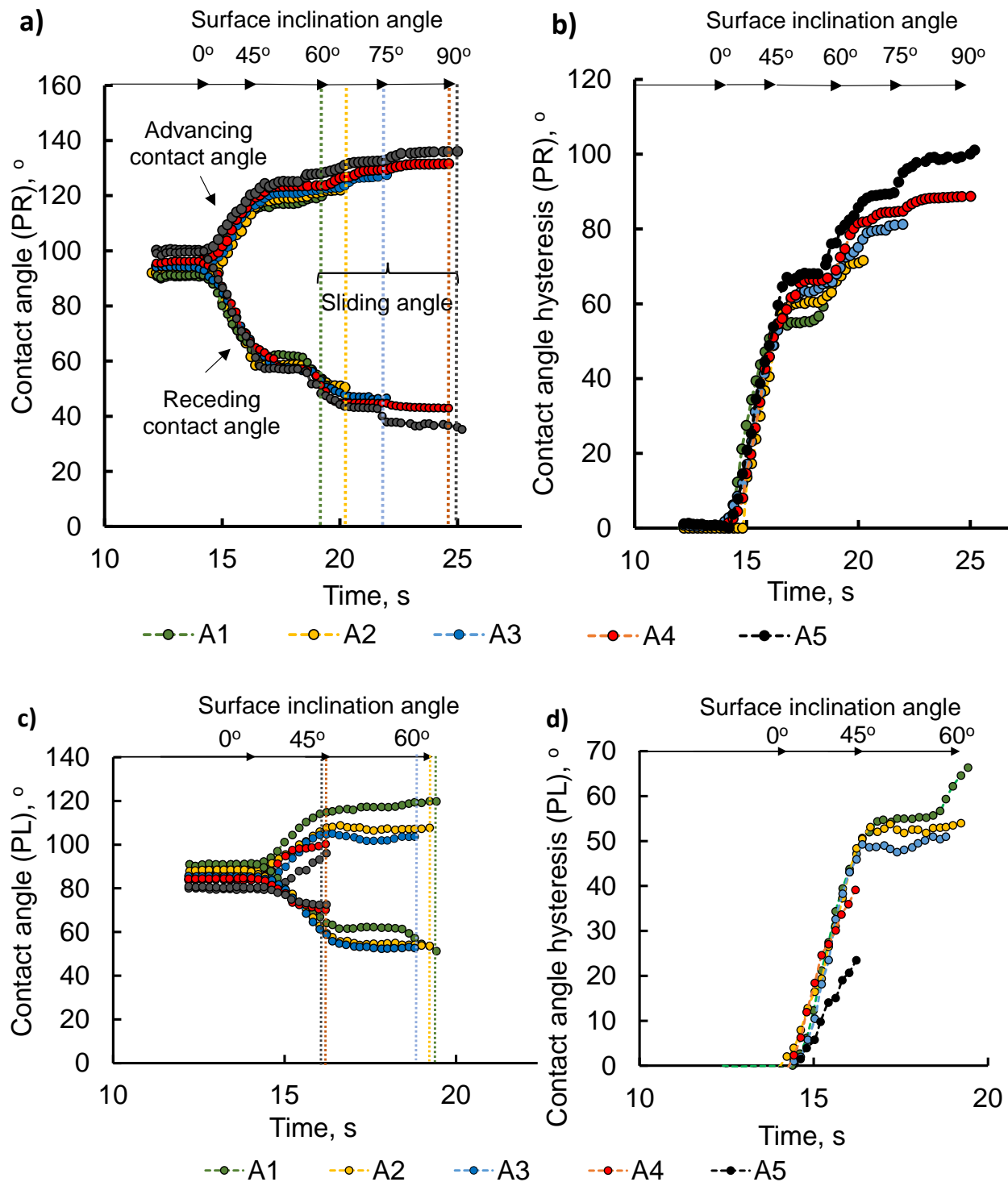


Fig. 9. Dynamic wettability of aluminum alloy surfaces (A1-A5): a) advancing, receding, sliding angles - wettability perpendicular to the grooves (PR), b) dynamic hysteresis of the contact angle perpendicular to the grooves (PR), c) advancing, receding, sliding angles - wettability parallel to the grooves (PL), d) dynamic hysteresis of the contact angle parallel to the grooves (PL).

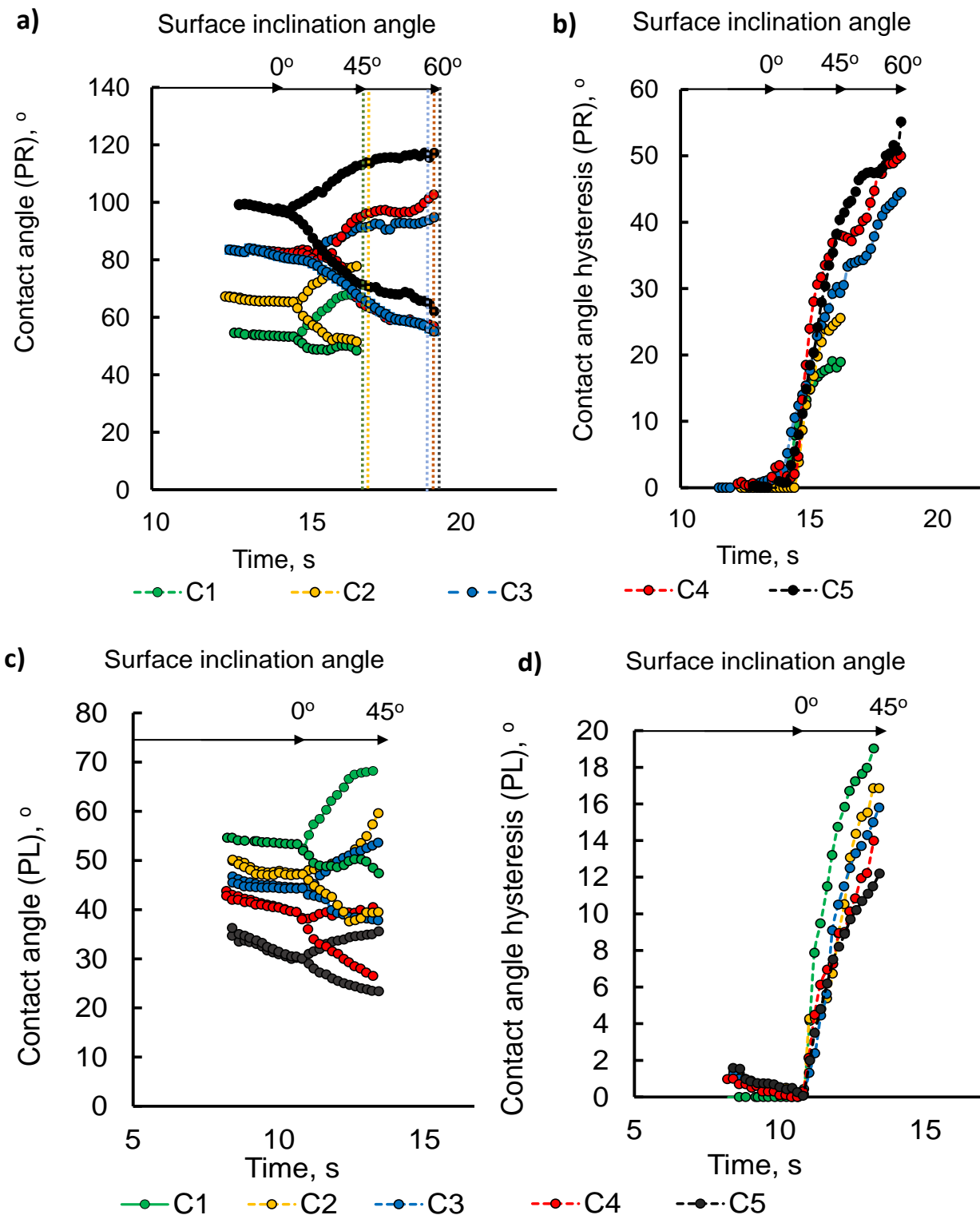


Fig. 10. Dynamic wettability of ceramics (C1-C5): a) advancing, receding, sliding angles - wettability perpendicular to the grooves (PR), b) dynamic hysteresis of the contact angle perpendicular to the grooves (PR), c) advancing, receding, sliding angles - wettability parallel to the grooves (PL), d) dynamic hysteresis of the contact angle parallel to the grooves (PL).

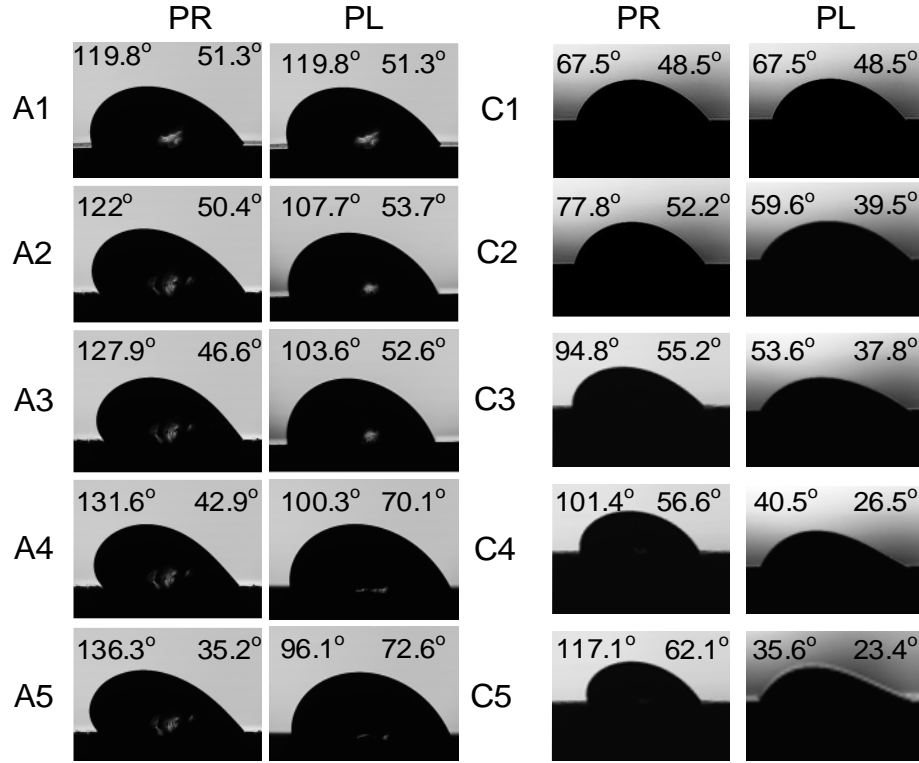
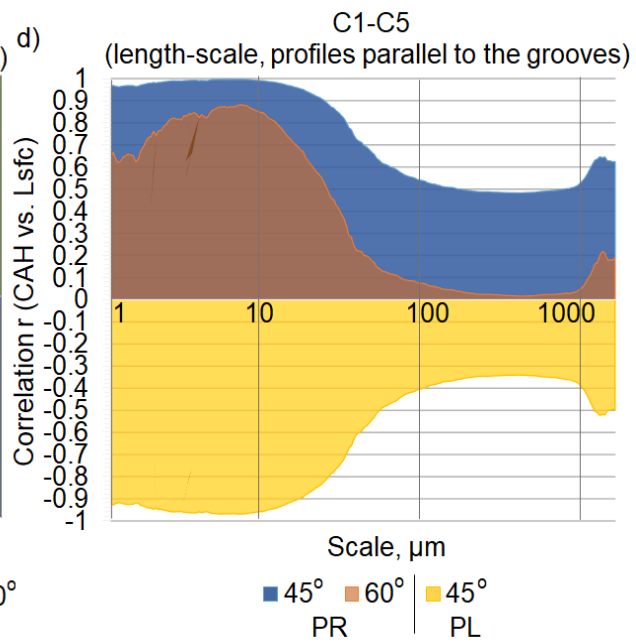
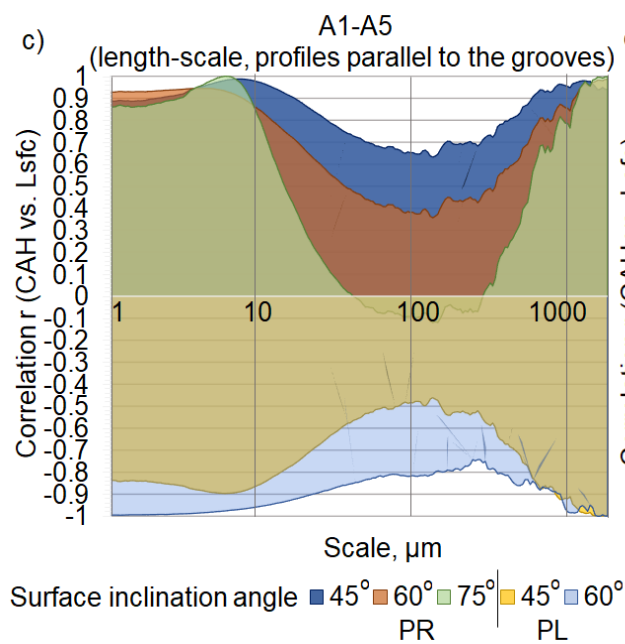
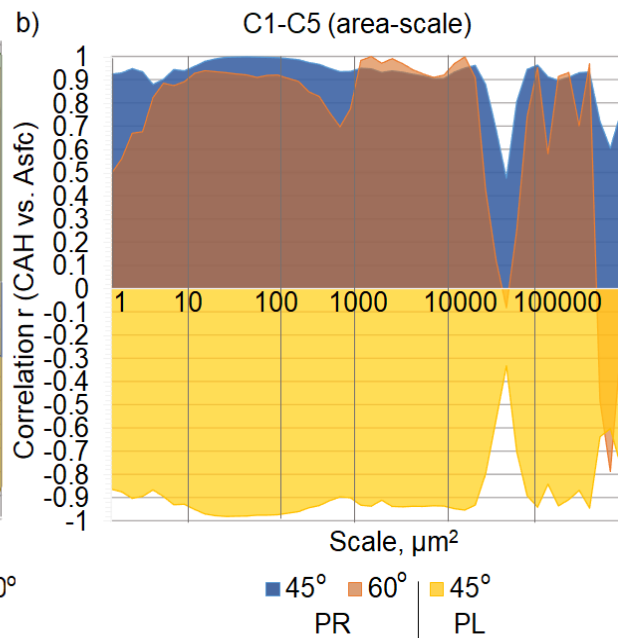
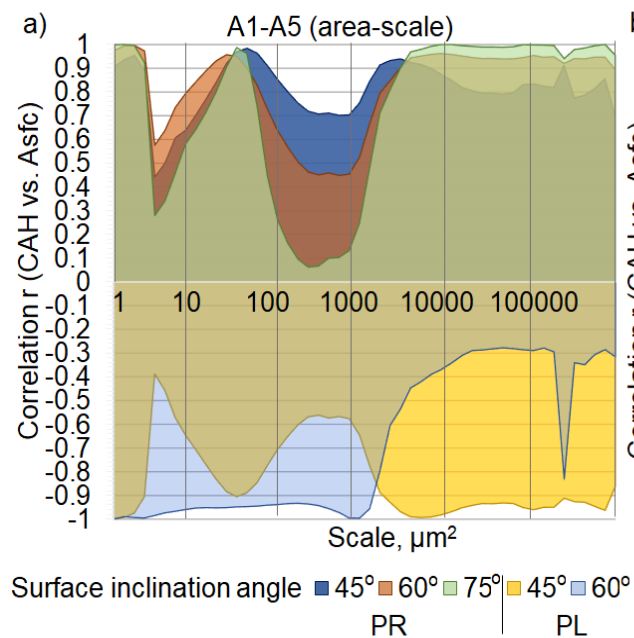


Fig. 11. Representative liquid drops of surfaces A1-A5, C1-C5 at the stage of crossing the topographic peaks in the direction perpendicular to the grooves (PR) and at the moment of sliding along the grooves (PL).

The Pearson correlation coefficients (r) between dynamic contact angle hysteresis CAH and topographic complexity at various observation scales is calculated and presented in Fig. 12. Three different complexity representations were implemented: area-scale complexity $Asfc$ (Fig. 12a), length-scale complexity $Lsfc$ from the length of profiles parallel to the grooves (Fig. 12b), length-scale complexity $Lsfc$ from the length of profiles perpendicular to the grooves (Fig. 12c). Profiles perpendicular to the grooves better depict the finest and coarsest geometries of topographic ridges and valleys. Correlation coefficients r between CAH and $Asfc$ or $Lsfc$ are presented relative to measurement observation scales, i.e. from $0.58 \mu m^2$ to $1,318,420 \mu m^2$ in area-scale and $1.32 \mu m$ – $1,624 \mu m$ in length-scale analyses. Due to the wide range of scale values, the x-axis is presented on a logarithmic scale. Here, the finest scales represent the most detailed features of surface microgeometry, while the coarsest scales represent the largest aspects of texture, such as waviness. Correlation plots show the relationships between CAH and $Asfc$ or $Lsfc$ at different surface inclination angles. Furthermore, correlations were calculated for surfaces on which the drops maintained a line of contact with the surface up to a given inclination angle. Correlation coefficients close to +1 indicate the best directly proportional relationship between topographic features of a given scale and the dynamic contact angle hysteresis, while coefficients close to -1 also indicate the best relationship, but inversely proportional. Whereas r around 0 means weak or no correlation of these variables.



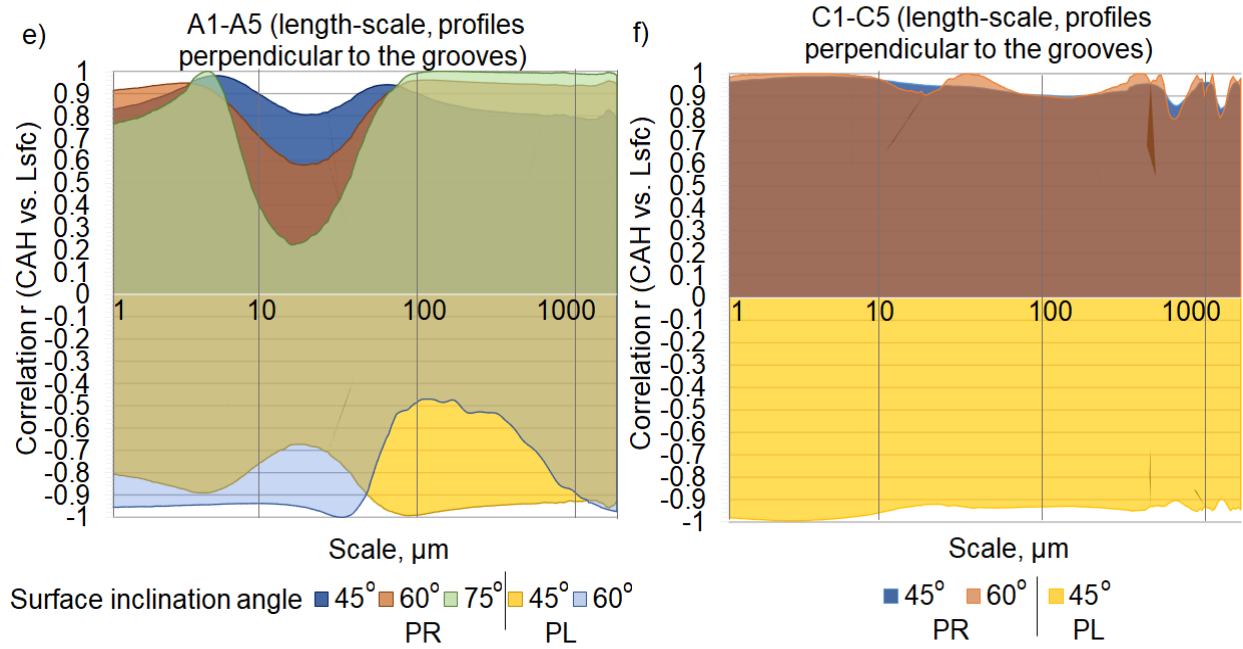


Fig. 12. Multiscale correlations of topographic complexity (As_{fc} , Ls_{fc}) and dynamic contact angle hysteresis (CAH) for surfaces inclined in the direction perpendicular (PR) and parallel (PL) to the grooves: a) area-scale correlations of surface A1-A5, b) area-scale correlations of surface C1-C5, c) length-scale (profiles parallel to the grooves) correlations of surface A1-A5, d) length-scale (profiles parallel to the grooves) correlations of surface C1-C5, e) length-scale (profiles perpendicular to the grooves) correlations of surface A1-A5, f) length-scale (profiles perpendicular to the grooves) correlations of surface C1-C5.

4. Discussion

Area- and length-scale complexities in multiscale geometric topographic characterizations (Fig. 6) complement conventional ISO 25178 parameters. While conventional ISO parameters describe surfaces with a single value representative of the entire range of measurement scales, the multiscale parameters (area- and length-scale complexities) characterize surfaces at different observation scales, separating the finest from the coarsest surface geometries. Although, hybrid ISO parameters, S_{dr} and S_{dq} , are sensitive to the finest scales of surface geometry, the height-based ISO parameters, S_a , S_q , S_{sk} , S_{ku} , S_p , S_v , S_z , are based on a large range of scales and tend to be indicative of the largest in this range. Despite these generalities, ISO parameters calculated directly from topographic heights are not designed to describe topography at various, specific observation scales. This function is assumed by multiscale parameters, such as those based on covering the surface with self-similar triangular tiles or profiles with length segments of various scales (sizes). This enables characterization of surfaces from the finest to the coarsest scales (in the measurement range from sampling distance to field of view). Multiscale geometric parameters are more comprehensively linked to surface functional characteristics than conventional ISO parameters. This is due to the presence of size-specific microgeometries that correlate better with the functional

features of the surface than others. Therefore, specific scales can be identified that best correspond to the surface functionalities.

The particular applicability of multiscale geometric analyses is dedicated to the wettability and lubrication of anisotropic surfaces. Wettability strongly correlates with surface texture. Grooved surfaces are characterized by both roughness and waviness. Multiscale geometric analyses indicate the scales of best correlation between wettability and the size of topographic features. Here, the relationships of dynamic surface wetting with the finest microgeometries - roughness, and the coarsest - waviness were identified. Moreover, multiscale geometric analyses identify topographic scales that are dependent on the displacement of the liquid-surface contact line.

In principle the likelihood of discovering functional correlations depends on characterizing the topography at appropriate scales with geometric pertinence. Both the scale and the nature of the topographic interactions should be considered [1]. A reductionist approach suggest that macroscopic phenomena, such as wetting contact angles, can be considered as an agglomeration of discrete interactions at fine scales. Wetting droplets, which might be considered discrete fundamental interactions, also appear to have discrete finite interactions along the wetting line with the solid. The contact line of liquid droplets on irregular surfaces are also irregular. Contact angles along the line vary with the local inclinations on the surface. At sufficiently fine scales these variations might also might not be observable and appear smooth. Sufficiently large variations overcome the surface tension's smoothing of droplets' surfaces, which pulls droplets into smooth shapes above the surface. This agglomerates discrete fundamental interactions at the interface into a measurable, larger scale phenomenon.

The surface topographic area complexity (As_{fc}) of both hydrophobic, aluminum alloy (Fig. 12a), and hydrophilic, ceramic (Fig. 12b), surfaces showed the best linear correlations ($r > 0.9$) with the dynamic contact angle hysteresis (CAH) at the fine scale of $28 \mu\text{m}^2$ and the coarser waviness scale of $296,335 \mu\text{m}^2$ when forcing the droplet motion in the direction perpendicular to the grooves. Similar conclusions are observed in the direction parallel to the grooves, but with a slightly lower correlation strength ($r < -0.8$), the negative value of which indicates an inversely proportional relationship between CAH and As_{fc} . Hydrophobic surfaces are characterized by $r > 0.9$ or $r < -0.9$ also on the finest microroughness scales close to the measurement sampling distance, in the range of $0.58\text{--}1.43 \mu\text{m}^2$. On hydrophobic surfaces, the liquid is difficult to slide, and it is easier to find relationships between fine microgeometry and the behavior of a liquid droplet.

The length-scale complexity (Ls_{fc}) of hydrophobic surfaces, considering profiles in directions perpendicular (Fig. 12e) and parallel (Fig. 12c) to the grooves, correlates similarly with the dynamic hysteresis of the contact angle of a drop moving in directions perpendicular and parallel to the grooves. The linear correlation is strongest for $r > 0.85$ and $r < -0.85$ at the finest and coarsest linear scales, and is $6.9 \mu\text{m}$ and above $1100 \mu\text{m}$, respectively.

The topographic complexity (Ls_{fc}) based on the length of profiles perpendicular to the grooves of hydrophilic surfaces correlates strongly ($R^2 > 0.9$) with the dynamic contact angle hysteresis of a droplet moving perpendicular to the grooves over almost the entire scale range. Both the finest microgeometries and surface waviness interact with dynamic wetting to a similar degree (Fig. 12f). However, (Ls_{fc}) based on the length of profiles parallel to the grooves, correlates strongly with

dynamic contact angle hysteresis only at fine scales around $6.9\ \mu\text{m}$ (Fig. 12d). The waviness measured in length-scale profiles correlates with the dynamic contact angle hysteresis to a level of approximately $R^2 = 0.5$

The dynamic contact angle hysteresis is an important factor determining the wettability and lubrication of the functional surfaces. The dynamic contact angle hysteresis mainly depends on the surface roughness and waviness, but also the hydrophobicity or hydrophilicity of material is considered important [54]. In many practical applications, surfaces are subjected to spontaneous or forced wetting [55]. In this work, the forced change of surface inclination angle with the deposited droplet affected the lubrication of the surface (Fig. 2). Anisotropic, grooved textures are characterized by anisotropic wetting, easier in direction along the surface valleys (Fig. 9c, Fig. 10c), but also in the more difficult direction through the surface ridges (Fig. 9a, Fig. 10a). Surface texturing can affect the entrapment of lubricant in surface valleys and therefore the ability to lubricate the contact surfaces over time. Surface texture also determines the drainage of liquid away from the surface contact zone.

In these studies, abrasively textured surfaces showed greater area- and length-scale complexity ($Asfc$, $Lsfc$) at certain scales (Fig. 5), corresponding to higher height (Sa , Sq , Sp , Sv , Sz) and hybrid (Sdq , Sdr) ISO parameters. The dynamic contact angle hysteresis (CAH) is closely dependent on the orientation of the topographic grooves. Larger area- and length-scale complexities determine a larger dynamic contact angle hysteresis of the drop moving in the direction perpendicular to the grooves (Fig. 9b, Fig. 10b) and, conversely, a smaller CAH in the direction parallel to the grooves (Fig. 9d, Fig. 10d). Larger advancing contact angles are required to overcome larger topographic ridges, resulting in greater CAH. Larger topographic valleys, on the other hand, facilitate droplet flow along them, indicating capillarity effect and resulting in smaller droplet shape changes (differences between advancing and receding contact angles). These assumptions were confirmed for both hydrophilic and hydrophobic materials. Although, the hydrophobic surfaces, compared to hydrophilic surfaces, were characterized by approximately twice the CAH of the droplet moving in both directions perpendicular and parallel to the grooves.

Butt et al. [17] in a review paper consider surface roughness and heterogeneity as the main factors influencing dynamic contact angle hysteresis. Surface features such as grooves cause pinning of the contact line leading to a larger advancing angle and a smaller receding angle (Fig. 11). Smaller advancing and receding angles are observed for droplet displacements along the grooves, which is also due to easier movement in this direction and the lack of transition barriers. If the drops are forced to move in a direction perpendicular to the grooves, the advancing angle increases with each subsequent transition barrier. The higher the barrier, the greater the advancing contact angle. The trend of changing the advancing contact angle in the direction perpendicular to the grooves is different for hydrophobic and hydrophilic materials. For hydrophobic materials, the more complex the surface texture and the larger the grooves, the greater the advancing angle, while for hydrophilic materials an inverse trend can be observed.

The parameter that determines the surface inclination angle in order to induce lubricant movement is the sliding angle. In the case of both textured hydrophobic and hydrophilic surfaces, this trend is

heavily dependent on the sliding direction. The opposite trend was observed for PR (Fig. 9a, Fig. 10a) and PL (Fig. 9c, Fig. 10c) directions on surfaces. Although, hydrophilic surfaces are characterized by faster spreading of lubricant on the surface and therefore a smaller sliding angle.

While surface texture is essential determinant of wetting and lubrication, the type of material is also important. Legrand et al. [56] analyzed the anisotropic wettability of hydrophobic polymeric materials with the same topographic characteristics, for which different dynamic contact angle hysteresis values of 400% were obtained. Ijaola et al. observed that low surface energy materials lead to surface hydrophobicity [57]. In this work, comparison of the dynamic contact angle hysteresis for a hydrophobic material (aluminum alloy) and a hydrophilic material (ceramics) demonstrated the importance of chemical dependencies in the modeling of the contact angle. Similar values of conventional ISO and multiscale geometric parameters between both surfaces, ceramics and aluminum alloy, can lead to different dynamic contact angle hysteresis.

The literature states that the difficulties in wetting studies is the multitude of factors determining wetting [58]. The static contact angle is described primarily by the Young, Wenzel and Cassie-Baxter models. Analysis of static contact angles with these models is widely used and considered reliable [59]. The Wenzel and Cassie-Baxter models allow for the consideration of surface roughness, but do not include any other factors. Chau et al. [58] noted that the key in analyzing surface wettability is not the strict introduction of measurement data into ideal mathematical models of wetting, but rather the characterization of the surface in terms of topographic and chemical characteristics in static and dynamic interactions with the behavior of liquids [55]. The dynamic wetting is especially important from the application point of view [60]. In particular, the novelty of these studies incorporating multiscale correlations of topographic complexity and dynamic contact angle hysteresis provides insight into the scales of microgeometries specifically interacting with dynamic wettability. This is of general importance in most engineering systems operating in a solid-liquid system involving the motion of a liquid, for example tribological systems.

5. Conclusions

These studies have demonstrated multiscale measurement-based procedure for finding relationships between the topographic fractal complexity of hydrophilic and hydrophobic anisotropic surfaces and the dynamic contact angle hysteresis, determinant of dynamic wettability. From the investigations presented in these studies the following conclusions can be drawn:

- Multiscale geometric parameters are more closely related to surface functional features than conventional ISO 25178 parameters, as they identify specific scales of surface geometry that best represent surface functionalities.
- Multiscale geometric analyses establish correlations from the finest (microroughness) to the coarsest (waviness) surface geometries with dynamic wettability.
- The surface topographic complexity of both hydrophobic and hydrophilic surfaces showed the best linear correlations ($R^2 > 0.8$) with dynamic contact angle hysteresis at a fine roughness area-scale of $28 \mu\text{m}^2$ and at a coarse waviness area-scale of $296,335 \mu\text{m}^2$.

- Area-scale complexity correlates slightly better with dynamic contact angle hysteresis in the direction perpendicular to the grooves ($r > 0.9$) than in the direction parallel to the grooves ($r < -0.8$).
- Area-scale complexities of hydrophobic surfaces correlate strongly ($R^2 > 0.9$) also at the finest scales near the measurement sampling distance, in the range of 0.58-1.43 μm^2 ; therefore, even the finest microgeometries have an impact on the surface hydrophobicity.
- The length-scale complexity of hydrophobic surfaces correlates strongly with the dynamic contact angle hysteresis ($R^2 > 0.85$) at the finest and coarsest linear scales, and is 6.9 μm and above 1100 μm , respectively.
- The topographic complexity of hydrophilic surfaces correlates strongly ($R^2 > 0.9$) with the dynamic contact angle hysteresis of a droplet moving perpendicular to the grooves over almost the entire scale range; however, a droplet spreading along the grooves correlates strongly only at fine scales around 6.9 μm .
- Greater area- and length-scale complexities determine a larger dynamic contact angle hysteresis of the drop moving in the direction perpendicular to the grooves and, conversely, a smaller dynamic contact angle hysteresis in the direction parallel to the grooves.
- The abrasive, directional surface texturing with a self-sharpening material with a pyramidal structure shapes the surface's topographic characteristics and thus models dynamic wettability.
- Texturing hydrophilic surfaces can change their functional properties to hydrophobic ones.
- Dynamic contact angle hysteresis depends on the roughness and waviness of the surface, but also hydrophobicity and hydrophilicity of the material.

Acknowledgements

This research was funded by the National Science Centre, Poland, under the program MINIATURA 7, grant number: 2023/07/X/ST8/01233. K.J. Kubiak would like to acknowledge the support provided by the UK EPSRC grant TRENT (EP/S030476/1).

Authorship contribution statement

Katarzyna Peta: Writing – review & editing, Writing – original draft, Visualization, Validation, Supervision, Software, Resources, Project administration, Methodology, Investigation, Funding acquisition, Formal analysis, Data curation, Conceptualization. Krzysztof J. Kubiak: Writing – review & editing, Writing – original draft, Visualization, Validation, Supervision, Software, Resources, Project administration, Methodology, Investigation, Funding acquisition, Formal analysis, Data curation, Conceptualization. Christopher A. Brown: Writing – review & editing, Writing – original draft, Software, Methodology, Formal analysis.

References

- [1] C.A. Brown, H.N. Hansen, X.J. Jiang, F. Blateyron, J. Berglund, N. Senin, T. Bartkowiak, B. Dixon, G. Le Goïc, Y. Quinsat, W.J. Stemp, M.K. Thompson, P.S. Ungar, E.H. Zahouani, Multiscale analyses and characterizations of surface topographies, *CIRP Ann.* 67 (2018) 839–862. <https://doi.org/10.1016/j.cirp.2018.06.001>.
- [2] K. Peta, W.J. Stemp, T. Stocking, R. Chen, G. Love, M.A. Gleason, B.A. Houk, C.A. Brown, Multiscale Geometric Characterization and Discrimination of Dermatoglyphs (Fingerprints) on Hardened Clay—A Novel Archaeological Application of the GelSight Max, *Materials (Basel)*. 18 (2025) 2939. <https://doi.org/10.3390/ma18132939>.
- [3] W.J. Stemp, H.J. Lerner, E.H. Kristant, Testing Area-Scale Fractal Complexity (Asfc) and Laser Scanning Confocal Microscopy (LSCM) to Document and Discriminate Microwear on Experimental Quartzite Scrapers, *Archaeometry*. 60 (2018) 660–677. <https://doi.org/10.1111/arcm.12335>.
- [4] K. Peta, T. Bartkowiak, M. Rybicki, P. Galek, M. Mendak, M. Wieczorowski, C.A. Brown, Scale-dependent wetting behavior of bioinspired lubricants on electrical discharge machined Ti6Al4V surfaces, *Tribol. Int.* 194 (2024). <https://doi.org/10.1016/j.triboint.2024.109562>.
- [5] K. Peta, Multiscale Wettability of Microtextured Irregular Surfaces, *Materials (Basel)*. 17 (2024) 18. <https://doi.org/https://doi.org/10.3390/ma17235716>.
- [6] C.A. Brown, Surface Metrology Principles for Snow and Ice Friction Studies, *Front. Mech. Eng.* 7 (2021). <https://doi.org/10.3389/fmech.2021.753906>.
- [7] Q. Wan, L. Zou, J. Ou, T. Wang, X. Liu, M. Gong, Quantitative evaluation on abrasion loss and grinding performance of hollow-sphere belt based on geometric characteristics of abrasive grains, *J. Manuf. Process.* 74 (2022) 177–189. <https://doi.org/10.1016/j.jmapro.2021.12.015>.
- [8] L. Ren, N. Wang, X. Wang, X. Li, Y. Li, G. Zhang, X. Lei, Modeling and analysis of material removal depth contour for curved-surfaces abrasive belt grinding, *J. Mater. Process. Technol.* 316 (2023). <https://doi.org/10.1016/j.jmatprotec.2023.117945>.
- [9] Y. Liu, W. Wang, S. Yan, L. Wan, L. Zou, Transformation of material removal behavior and its mechanism modeling with the wear evolution of pyramidal structured abrasive belts, *J. Manuf. Process.* 137 (2025) 125–134. <https://doi.org/10.1016/j.jmapro.2025.01.094>.
- [10] X. Liu, W. Wang, A. Pan, X. Mei, B. Liu, H. Wang, Robust superhydrophobic surface with Romanesco broccoli-inspired fractal multilevel structures, *Surfaces and Interfaces*. 58 (2025). <https://doi.org/10.1016/j.surfin.2025.105877>.
- [11] Y. Zhang, M. Guo, D. Seveno, J. De Coninck, Dynamic wetting of various liquids: Theoretical models, experiments, simulations and applications, *Adv. Colloid Interface Sci.* 313 (2023). <https://doi.org/10.1016/j.cis.2023.102861>.
- [12] D. Behnoudfar, M.I. Dragila, D. Meisenheimer, D. Wildenschild, Contact angle hysteresis: A new paradigm?, *Adv. Water Resour.* 161 (2022). <https://doi.org/10.1016/j.advwatres.2022.104138>.

- [13] K.J. Kubiak, M.C.T. Wilson, T.G. Mathia, S. Carras, Dynamics of contact line motion during the wetting of rough surfaces and correlation with topographical surface parameters, *Scanning*. 33 (2011) 370–377. <https://doi.org/10.1002/sca.20289>.
- [14] H. Barrio-Zhang, É. Ruiz-Gutiérrez, S. Armstrong, G. McHale, G.G. Wells, R. Ledesma-Aguilar, Contact-Angle Hysteresis and Contact-Line Friction on Slippery Liquid-like Surfaces, *Langmuir*. 36 (2020) 15094–15101. <https://doi.org/10.1021/acs.langmuir.0c02668>.
- [15] C. Yu, S. Sasic, K. Liu, S. Salameh, R.H.A. Ras, J.R. van Ommen, Nature-Inspired self-cleaning surfaces: Mechanisms, modelling, and manufacturing, *Chem. Eng. Res. Des.* 155 (2020) 48–65. <https://doi.org/10.1016/j.cherd.2019.11.038>.
- [16] M. Chillemi, M. Raffaele, F. Sfravara, A Review of Advanced Air Lubrication Strategies for Resistance Reduction in the Naval Sector, *Appl. Sci.* 14 (2024). <https://doi.org/10.3390/app14135888>.
- [17] H.J. Butt, J. Liu, K. Koynov, B. Straub, C. Hinduja, I. Roismann, R. Berger, X. Li, D. Vollmer, W. Steffen, M. Kappl, Contact angle hysteresis, *Curr. Opin. Colloid Interface Sci.* 59 (2022). <https://doi.org/10.1016/j.cocis.2022.101574>.
- [18] X.M. Ye, N.K. Zhang, R. Cheng, C.X. Li, Effect of Contact Angle Hysteresis on Evaporation Dynamics of a Sessile Drop on a Heated Surface, *J. Appl. Fluid Mech.* 15 (2022) 1361–1376. <https://doi.org/10.47176/jafm.15.05.1069>.
- [19] A. Jaikumar, A. Gupta, S.G. Kandlikar, C.Y. Yang, C.Y. Su, Scale effects of graphene and graphene oxide coatings on pool boiling enhancement mechanisms, *Int. J. Heat Mass Transf.* 109 (2017) 357–366. <https://doi.org/10.1016/j.ijheatmasstransfer.2017.01.110>.
- [20] W. Ding, J. Zhang, D. Sarker, U. Hampel, The role of microlayer for bubble sliding in nucleate boiling: A new viewpoint for heat transfer enhancement via surface engineering, *Int. J. Heat Mass Transf.* 149 (2020). <https://doi.org/10.1016/j.ijheatmasstransfer.2019.119239>.
- [21] T. Foulkes, J. Oh, R. Pilawa-Podgurski, N. Miljkovic, Self-assembled liquid bridge confined boiling on nanoengineered surfaces, *Int. J. Heat Mass Transf.* 133 (2019) 1154–1164. <https://doi.org/10.1016/j.ijheatmasstransfer.2018.12.073>.
- [22] X. Chang, H. Huang, X.Y. Lu, J. Hou, Width effect on contact angle hysteresis in a patterned heterogeneous microchannel, *J. Fluid Mech.* 949 (2022). <https://doi.org/10.1017/jfm.2022.763>.
- [23] K.M. Lee, C.V. Ngo, J.Y. Jeong, E. chae Jeon, T.J. Je, D.M. Chun, Fabrication of an anisotropic superhydrophobic polymer surface using compression molding and dip coating, *Coatings*. 7 (2017). <https://doi.org/10.3390/coatings7110194>.
- [24] E. Bormashenko, Comment on water droplet motion control on superhydrophobic surfaces: Exploiting the Wenzel-to-Cassie transition, *Langmuir*. 27 (2011) 12769–12770. <https://doi.org/10.1021/la203010d>.
- [25] A. Promraksa, L.J. Chen, Modeling contact angle hysteresis of a liquid droplet sitting on a cosine wave-like pattern surface, *J. Colloid Interface Sci.* 384 (2012) 172–181.

<https://doi.org/10.1016/j.jcis.2012.06.064>.

- [26] Y. Li, Theoretical analysis of contact angle hysteresis of suspended drops on micropillared superhydrophobic surfaces, *Colloids Surfaces A Physicochem. Eng. Asp.* 666 (2023). <https://doi.org/10.1016/j.colsurfa.2023.131244>.
- [27] L. Guo, P.L. Wong, F. Guo, Correlation of contact angle hysteresis and hydrodynamic lubrication, *Tribol. Lett.* 58 (2015). <https://doi.org/10.1007/s11249-015-0518-1>.
- [28] P. Wróblewski, S. Kachel, The concept of the contact angle in the process of oil film formation in internal combustion piston engines, *Sci. Rep.* 13 (2023). <https://doi.org/10.1038/s41598-023-47763-9>.
- [29] J. Hansen, M. Björling, R. Larsson, Mapping of the lubrication regimes in rough surface EHL contacts, *Tribol. Int.* 131 (2019) 637–651. <https://doi.org/10.1016/j.triboint.2018.11.015>.
- [30] H. Xiang, Y. Yuan, C. Zhang, T. Zhu, X. Dai, G. Liu, L. Song, Effect of Lubricant Viscosity on Wetting Behaviors and Durability of Anti-icing Slippery Liquid-Infused Porous Surfaces, *J. Phys. Conf. Ser.* 2351 (2022). <https://doi.org/10.1088/1742-6596/2351/1/012004>.
- [31] L. Dubar, C. Hubert, P. Christiansen, N. Bay, A. Dubois, Analysis of fluid lubrication mechanisms in metal forming at mesoscopic scale, *CIRP Ann. - Manuf. Technol.* 61 (2012) 271–274. <https://doi.org/10.1016/j.cirp.2012.03.126>.
- [32] D.M. Huang, C. Sendner, D. Horinek, R.R. Netz, L. Bocquet, Water Slippage versus Contact Angle: A Quasiuniversal Relationship, *Phys. Rev. Lett.* 101 (2008) 226101. <https://doi.org/10.1103/PhysRevLett.101.226101>.
- [33] M. Kruszelnicki, I. Polowczyk, P.B. Kowalczyk, Control of glass surface wettability via esterification with n-alkyl alcohols, *Physicochem. Probl. Miner. Process.* 58 (2022). <https://doi.org/10.37190/PPMP/145147>.
- [34] K.J. Kubiak, M.C.T. Wilson, T.G. Mathia, P. Carval, Wettability versus roughness of engineering surfaces, *Wear.* 271 (2011) 523–528. <https://doi.org/10.1016/j.wear.2010.03.029>.
- [35] M.I. Khan, M.A. Rahman, Wettability and droplet energetics on micro-scale wavy and V-grooved surfaces, *Results Eng.* 16 (2022). <https://doi.org/10.1016/j.rineng.2022.100791>.
- [36] P.J. Ramón-Torregrosa, M.A. Rodríguez-Valverde, A. Amirfazli, M.A. Cabrerizo-Vílchez, Factors affecting the measurement of roughness factor of surfaces and its implications for wetting studies, *Colloids Surfaces A Physicochem. Eng. Asp.* 323 (2008) 83–93. <https://doi.org/10.1016/j.colsurfa.2007.10.032>.
- [37] ISO 25178-2:2012. Geometrical Product Specifications (GPS)—Surface Texture: Areal—Part, 2. International Organization for Standardization, Geneva, Switzerland, 2012.
- [38] G. Le Goïc, M. Bigerelle, S. Samper, H. Favrelière, M. Pillet, Multiscale roughness analysis of engineering surfaces: A comparison of methods for the investigation of functional correlations, *Mech. Syst. Signal Process.* 66–67 (2016) 437–457. <https://doi.org/10.1016/j.ymssp.2015.05.029>.

- [39] R. Raj, R. Enright, Y. Zhu, S. Adera, E.N. Wang, Unified model for contact angle hysteresis on heterogeneous and superhydrophobic surfaces, *Langmuir*. 28 (2012) 15777–15788. <https://doi.org/10.1021/la303070s>.
- [40] F. Qin, J. Zhao, Q. Kang, D. Derome, J. Carmeliet, Lattice Boltzmann Modeling of Drying of Porous Media Considering Contact Angle Hysteresis, *Transp. Porous Media*. 140 (2021) 395–420. <https://doi.org/10.1007/s11242-021-01644-9>.
- [41] L. Wang, H.B. Huang, X.Y. Lu, Scheme for contact angle and its hysteresis in a multiphase lattice Boltzmann method, *Phys. Rev. E - Stat. Nonlinear, Soft Matter Phys.* 87 (2013). <https://doi.org/10.1103/PhysRevE.87.013301>.
- [42] Z. Xu, H. Liu, A.J. Valocchi, Lattice Boltzmann simulation of immiscible two-phase flow with capillary valve effect in porous media, *Water Resour. Res.* 53 (2017) 3770–3790. <https://doi.org/10.1002/2017WR020373>.
- [43] K.J. Kubiak, T.G. Mathia, Anisotropic wetting of hydrophobic and hydrophilic surfaces - Modelling by Lattice Boltzmann Method, *Procedia Eng.* 79 (2014) 45–48. <https://doi.org/10.1016/j.proeng.2014.06.307>.
- [44] C. Priest, R. Sedev, J. Ralston, Asymmetric wetting hysteresis on chemical defects, *Phys. Rev. Lett.* 99 (2007). <https://doi.org/10.1103/PhysRevLett.99.026103>.
- [45] K. Peta, G. Love, C.A. Brown, Comparing repeatability and reproducibility of topographic measurement types directly using linear regression analyses of measured heights, *Precis. Eng.* (2024) 536. <https://doi.org/10.1016/j.precisioneng.2024.02.009>.
- [46] C.C. Chang, Y.J. Sheng, H.K. Tsao, Wetting hysteresis of nanodrops on nanorough surfaces, *Phys. Rev. E*. 94 (2016). <https://doi.org/10.1103/PhysRevE.94.042807>.
- [47] T. Bartkowiak, K. Peta, J.B. Królczyk, P. Niesłony, M. Bogdan-Chudy, Ł. Przeszłowski, A. Trych-Wildner, N. Wojciechowska, G.M. Królczyk, M. Wieczorowski, Wetting properties of polymer additively manufactured surfaces – Multiscale and multi-technique study into the surface-measurement-function interactions, *Tribol. Int.* 202 (2025). <https://doi.org/10.1016/j.triboint.2024.110394>.
- [48] K. Peta, W.J. Stemp, R. Chen, G. Love, C.A. Brown, Multiscale characterizations of topographic measurements on lithic materials and microwear using a GelSight Max: Investigating potential archaeological applications, *J. Archaeol. Sci. Reports*. 57 (2024). <https://doi.org/10.1016/j.jasrep.2024.104637>.
- [49] K. Peta, K.J. Kubiak, F. Sfravara, C.A. Brown, Dynamic wettability of complex fractal isotropic surfaces – Multiscale correlations, *Tribol. Int.* 214 (2026). <https://doi.org/10.1016/j.triboint.2025.111145>.
- [50] W.J. Stemp, H.J. Lerner, E.H. Kristant, Quantifying microwear on experimental mistassini quartzite scrapers: Preliminary results of exploratory research using LSCM and scale-sensitive fractal analysis, *Scanning*. 35 (2013) 28–39. <https://doi.org/10.1002/sca.21032>.
- [51] W.J. Stemp, S. Chung, Discrimination of surface wear on obsidian tools using LSCM and RelA: Pilot study results (area-scale analysis of obsidian tool surfaces), *Scanning*. 33 (2011) 279–293. <https://doi.org/10.1002/sca.20250>.

- [52] J. Yang, X. Ma, L. Fei, X. Zhang, K.H. Luo, S. Shuai, Effects of hysteresis window on contact angle hysteresis behaviour at large Bond number, *J. Colloid Interface Sci.* 566 (2020) 327–337. <https://doi.org/10.1016/j.jcis.2020.01.042>.
- [53] ASME B46.1, Surface Texture: Surface Roughness, Waviness, and Lay, New York: American Society of Mechanical Engineers, 2019.
- [54] J.B. Dupont, D. Legendre, Numerical simulation of static and sliding drop with contact angle hysteresis, *J. Comput. Phys.* 229 (2010) 2453–2478. <https://doi.org/10.1016/j.jcp.2009.07.034>.
- [55] G. Kumar, K.N. Prabhu, Review of non-reactive and reactive wetting of liquids on surfaces, *Adv. Colloid Interface Sci.* 133 (2007) 61–89. <https://doi.org/10.1016/j.jcis.2007.04.009>.
- [56] Q. Legrand, S. Benayoun, S. Valette, Quantification and modeling of anisotropic wetting of textured surfaces, *Appl. Surf. Sci.* 611 (2023). <https://doi.org/10.1016/j.apsusc.2022.155606>.
- [57] A.O. Ijaola, P.K. Farayibi, E. Asmatulu, Superhydrophobic coatings for steel pipeline protection in oil and gas industries: A comprehensive review, *J. Nat. Gas Sci. Eng.* 83 (2020). <https://doi.org/10.1016/j.jngse.2020.103544>.
- [58] T.T. Chau, W.J. Bruckard, P.T.L. Koh, A. V. Nguyen, A review of factors that affect contact angle and implications for flotation practice, *Adv. Colloid Interface Sci.* 150 (2009) 106–115. <https://doi.org/10.1016/j.jcis.2009.07.003>.
- [59] G. Whyman, E. Bormashenko, T. Stein, The rigorous derivation of Young, Cassie-Baxter and Wenzel equations and the analysis of the contact angle hysteresis phenomenon, *Chem. Phys. Lett.* 450 (2008) 355–359. <https://doi.org/10.1016/j.cplett.2007.11.033>.
- [60] L. Yin, S.J. Meschter, T.J. Singler, Wetting in the Au-Sn System, *Acta Mater.* 52 (2004) 2873–2888. <https://doi.org/10.1016/j.actamat.2004.02.033>.